

Version 2 Release 1

*IBM i2 Enterprise Insight Analysis
Understanding the Deployment Patterns*



Note

Before using this information and the product it supports, read the information in [“Notices” on page 9.](#)

This edition applies to version 2, release 2, modification 0 of IBM® i2® Enterprise Insight Analysis (product number 5725-G22) and to all subsequent releases and modifications until otherwise indicated in new editions. Ensure that you are reading the appropriate document for the version of the product that you are using. To find a specific version of this document, access the Understanding section of the [IBM Knowledge Center](#), and ensure that you select the correct version.

© **Copyright International Business Machines Corporation 2016.**

US Government Users Restricted Rights – Use, duplication or disclosure restricted by GSA ADP Schedule Contract with IBM Corp.

Contents

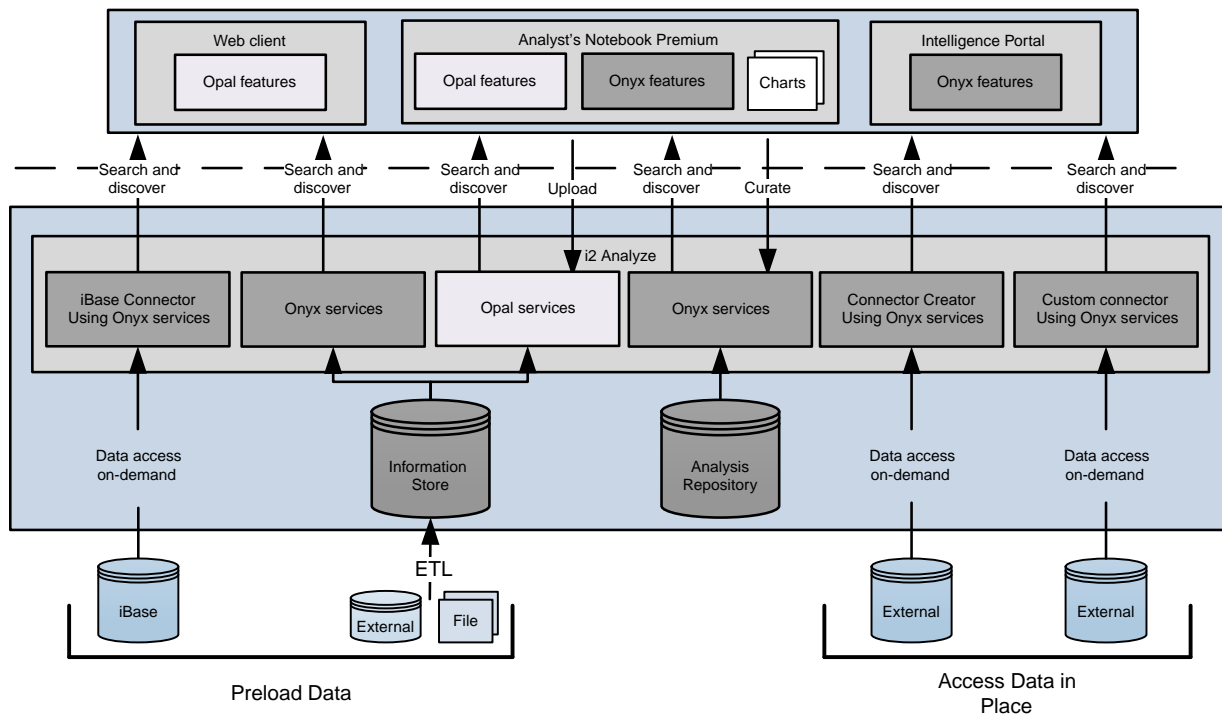
Deployment patterns overview.....	1
Opal pattern.....	4
Onyx patterns.....	5
Deployment behavior.....	6
Notices.....	9
Trademarks.....	10

Deployment patterns overview

The components of IBM i2 Enterprise Insight Analysis can be deployed in a number of patterns. The pattern that you use to deploy Enterprise Insight Analysis depends on the analysis, type and location of your data.

Figure 1 on page 1 shows the components that make up Enterprise Insight Analysis. Use the following component descriptions to decide which feature set that you need, and which components you need to include in your deployment.

The feature sets and components can be split into deployment patterns. After you decide on the feature set that you require, use the pattern specific information to understand which deployment pattern can contain the required components. Each deployment pattern consists of mandatory components, to which you can add other compatible components that provide extra capabilities to match your requirements.



Note: You can deploy the Information Store with either the Opal services or the Onyx services, but not both concurrently.

Figure 1: The possible components that can be deployed in a deployment of Enterprise Insight Analysis.

Where you store data, and how that data is accessed as part of Enterprise Insight Analysis is important for choosing a deployment pattern. The following categories identify how the data in a store is used:

- Preload Intelligence Data into Enterprise Insight Analysis: Large scales of intelligence data can be ingested into Enterprise Insight Analysis before analysts search and discover information.
- Analysis Data in Enterprise Insight Analysis:

- Analysts can share information with other analysts by uploading new, or edited, data to the Information Store.
- The results of analysis can be stored in an Analysis Repository, which is a read/write store that contains shared, human curated intelligence data.
- External Intelligence Data: Access data in place without ingesting that data into the Enterprise Insight Analysis system.

Each category contains different stores that can be used as part of Enterprise Insight Analysis.

Data stores for preloaded data

The following data stores can be deployed as part of Enterprise Insight Analysis:

Information Store

The Information Store is designed to contain high volume, shared, previously acquired data, which is ingested into the Information Store database. The Information Store is designed for large amounts of data.

Updates can be made to data that was previously ingested in to the Information Store by ingesting the up to date data.

Depending on your requirements, the Information Store can be deployed with different services. You can deploy the Information Store with either the Opal services or the Onyx services, but not both concurrently:

- When the Opal services are deployed, analysts can use IBM Analyst's Notebook Premium to search for information. Analysts can use search capabilities on data that is stored in the Information Store that include:
 - Quick search, which is text search that can include wildcard characters and logical operators.
 - Results filtering, which is used to filter results based on item and property types.
 - Visual query, which is used to search for items that form a specific structure in the data. Visual query results can be filtered based on item type.
 - Expand, which is used to explore an item's relationships with other items.
- When the Onyx services are deployed, analysts can use either the Intelligence Portal or Analyst's Notebook Premium to search for information. Analysts can use search capabilities on data that is stored in the Information Store that include:
 - Geospatial visual query. If your organization uses Esri ArcGIS to host geographic information system (GIS) resources, you can set geospatial constraints with IBM i2 Analyst's Notebook® Connector for Esri for a visual query.
 - Temporal expand, which is used to filter the items that are returned from expand by the link date range.
 - Find path, which is used to find the connections and intermediaries between items of interest, discover what is linked to a specific entity, and find groups of interlinked entities.
 - IBM Cognos reports, which enable users to search large data sets, refining the results to produce a manageable subset for further analysis.

iBase

iBase contains shared, previously acquired data. Analysts can use Analyst's Notebook Premium or the Intelligence Portal to search and discover data in iBase.

Analysts can use search capabilities on data that is stored in iBase that include:

- Search 360, which is used for text search, that includes exact and fuzzy match searching.

- Property based search, which is used to specify which property contains the information that is known about an item.
- Visual query, which is used to search for items that form a specific structure in the data.
- Results filtering, which is used to filter results based on item type.
- Expand, which is used to explore an item's relationships with other items.
- Browse, which is used to display all the items in the data source and categorizes them according to their type.

You can connect to iBase by using the iBase Connector. In Enterprise Insight Analysis, you can connect to an existing iBase deployment so that you do not need to migrate your data.

Stores for analysis data

The following stores can be deployed as part of Enterprise Insight Analysis:

Information Store

When the Opal services are deployed, analysts can use Analyst's Notebook Premium to upload data to the Information Store. Analysts can upload new data, or make edits to previously uploaded data, and share this data with other analysts.

Analysts can use search capabilities on data that is stored in the Information Store that include:

- Quick search, which is text search that can include wildcard characters and logical operators.
- Results filtering, which is used to filter results based on item and property types.
- Visual query, which is used to search for items that form a specific structure in the data. Visual query results can be filtered based on item type.
- Expand, which is used to explore an item's relationships with other items.

Analysis Repository

The Analysis Repository is a collaborative repository for verified intelligence data. Analysts can use Analyst's Notebook Premium or the Intelligence Portal to search, discover, and curate data in the Analysis Repository. Analysts can use search capabilities on data that is stored in the Analysis Repository that include:

- Property based search, which is used to specify which property contains the information that is known about an item.
- Smart match, which is used for fuzzy matching search terms to property values.
- Visual query, which is used to search for items that form a specific structure in the data.
- Results filtering, which is used to filter results based on item type.
- Expand, which is used to explore an item's relationships with other items.
- Browse, which is used to display all the items in the data source and categorizes them according to their type.

External stores

If you would like to access information that is contained in external sources without ingesting that data into the Enterprise Insight Analysis system, you can connect to external data without the need to import the data into Enterprise Insight Analysis. Depending on the type of store, and your requirements, you can either create a standard connector or create a custom connection implementation.

The search capabilities that analysts can use depends on the external store, and the connector implementation.

Clients

You can use the following clients to connect to your data stores and external data sources:

- Analyst's Notebook Premium, a rich client that is installed locally on users' workstations.
- The web client is licensed as a part of the IBM i2 Enterprise Insight Analysis Investigate Add On. The web client can be used to search the Information Store.
- The Intelligence Portal, a web-based client accessed through a web browser. The Intelligence Portal can also be used inside Analyst's Notebook Premium.

Related information:

[“Opal pattern” on page 4](#)

The Opal pattern consists of an Information Store with Opal services. The data in the Information Store is accessed by using Analyst's Notebook Premium.

[“Onyx patterns” on page 5](#)

The Onyx patterns consist of the Analysis Repository, which can be used to store the results of investigations. In addition, you can add an Information Store for storing large amounts of data and connect to external data source to analyze data in place.

[“Deployment behavior” on page 6](#)

Regardless of the overall pattern that you decide to use, be aware of the following ways in which i2 Analyze works.

Opal pattern

The Opal pattern consists of an Information Store with Opal services. The data in the Information Store is accessed by using Analyst's Notebook Premium.

Data store for preloaded data and analysis data

The Information Store with Opal services, which is a mandatory component.

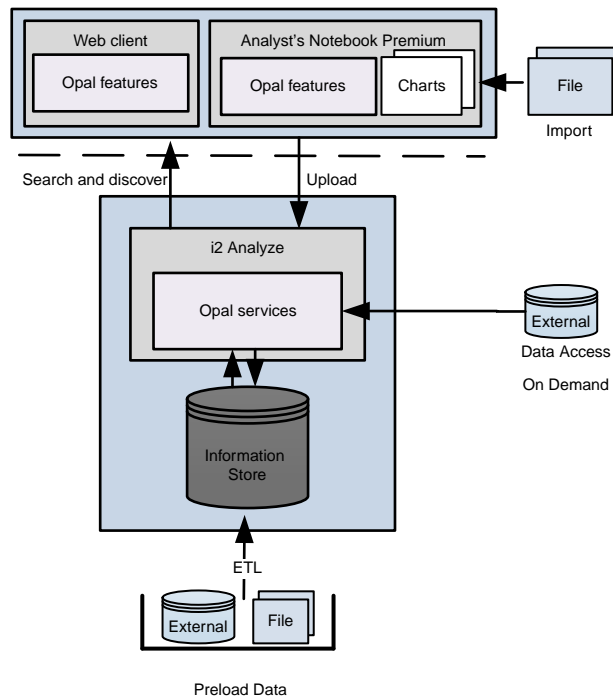
Clients

You can use the following clients to connect to the Information Store:

- The web client
- Analyst's Notebook Premium

You must install Analyst's Notebook with the Opal Connector.

The following diagram shows the components of the Opal pattern:



Onyx patterns

The Onyx patterns consist of the Analysis Repository, which can be used to store the results of investigations. In addition, you can add an Information Store for storing large amounts of data and connect to external data source to analyze data in place.

Data stores for preloaded data

The following data stores for preloaded data can be deployed in the Onyx patterns:

- Information Store with Onyx services
- iBase, with the iBase Connector

Note: In Enterprise Insight Analysis, you can connect to an existing iBase deployment.

Store for analysis data

The Analysis Repository, which is a mandatory component.

External stores

Access external stores in the following ways:

- If the external data source is a relational database and you can preconfigure all the queries that analysts require, then you can deploy Connector Creator.

- In other cases, you can use i2 Analyze Developer Essentials to create and deploy a custom data connector.

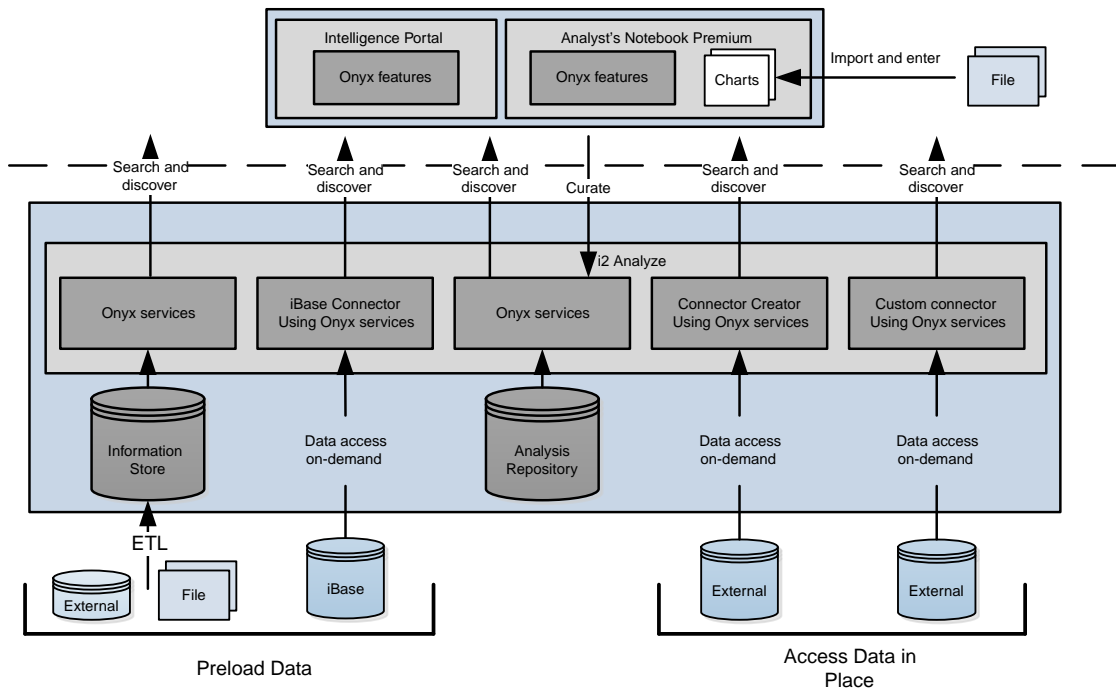
Clients

You can use the following clients to connect to your data stores and external data sources:

- Intelligence Portal
- Analyst's Notebook Premium

You must install Analyst's Notebook Premium with the Onyx Connector.

The following diagram shows the possible components for the Onyx patterns:



Deployment behavior

Regardless of the overall pattern that you decide to use, be aware of the following ways in which i2 Analyze works.

Single instances of the components

The following components cannot have more than one instance in your deployment:

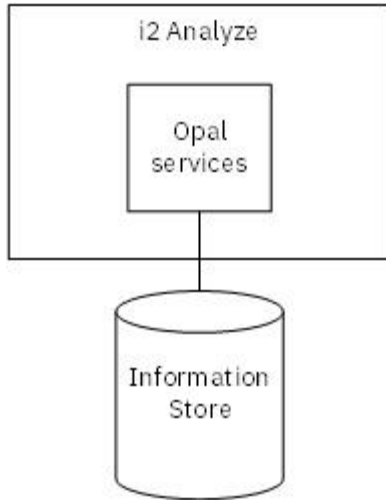
- Information Store
- Analysis Repository
- iBase connector
- A connector that is created by using the Connector Creator

Note: You can have one connector of this type, but you can configure that connector to connect to multiple external data sources.

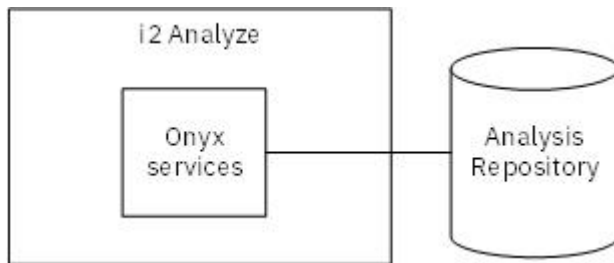
Concurrent use of the Information Store and Analysis Repository data stores

The following diagrams show the core data stores configurations that you can deploy:

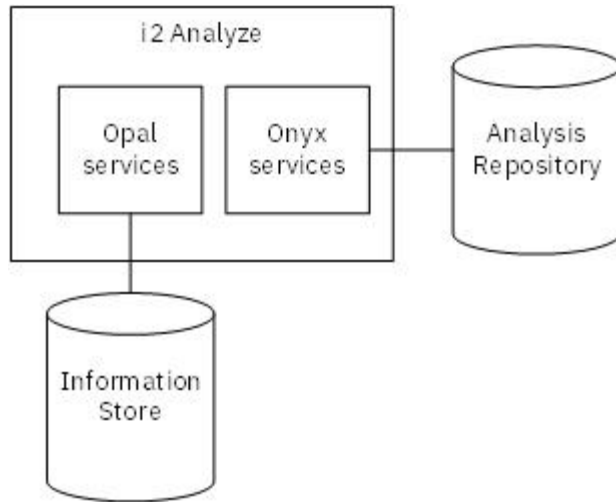
Information Store connected using the Opal services



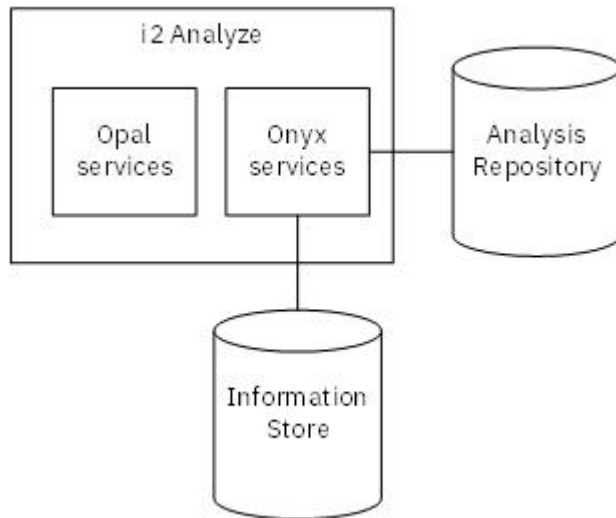
Analysis Repository connected using the Onyx services



Information Store connected using the Opal services and Analysis Repository connected using the Onyx services



Information Store and Analysis Repository connected using the Onyx services



For more information about the capabilities of each data store and deployment pattern, see [“Deployment patterns overview”](#) on page 1.

Information that is stored in the Analysis Repository

The intelligence that is stored in the Analysis Repository can be imported from a different data source. When the item is added to the Analysis Repository, it becomes a new instance of that information and can diverge from the original source.

Notices

This information was developed for products and services offered in the U.S.A.

IBM may not offer the products, services, or features discussed in this document in other countries. Consult your local IBM representative for information on the products and services currently available in your area. Any reference to an IBM product, program, or service is not intended to state or imply that only that IBM product, program, or service may be used. Any functionally equivalent product, program, or service that does not infringe any IBM intellectual property right may be used instead. However, it is the user's responsibility to evaluate and verify the operation of any non-IBM product, program, or service.

IBM may have patents or pending patent applications covering subject matter described in this document. The furnishing of this document does not grant you any license to these patents. You can send license inquiries, in writing, to:

IBM Director of Licensing IBM Corporation North Castle Drive Armonk, NY 10504-1785 U.S.A.

The following paragraph does not apply to the United Kingdom or any other country where such provisions are inconsistent with local law: INTERNATIONAL BUSINESS MACHINES CORPORATION PROVIDES THIS PUBLICATION "AS IS" WITHOUT WARRANTY OF ANY KIND, EITHER EXPRESS OR IMPLIED, INCLUDING, BUT NOT LIMITED TO, THE IMPLIED WARRANTIES OF NON-INFRINGEMENT, MERCHANTABILITY OR FITNESS FOR A PARTICULAR PURPOSE. Some states do not allow disclaimer of express or implied warranties in certain transactions, therefore, this statement may not apply to you.

This information could include technical inaccuracies or typographical errors. Changes are periodically made to the information herein; these changes will be incorporated in new editions of the publication. IBM may make improvements and/or changes in the product(s) and/or the program(s) described in this publication at any time without notice.

Any references in this information to non-IBM Web sites are provided for convenience only and do not in any manner serve as an endorsement of those Web sites. The materials at those Web sites are not part of the materials for this IBM product and use of those Web sites is at your own risk.

IBM may use or distribute any of the information you supply in any way it believes appropriate without incurring any obligation to you.

Licensees of this program who wish to have information about it for the purpose of enabling: (i) the exchange of information between independently created programs and other programs (including this one) and (ii) the mutual use of the information which has been exchanged, should contact:

IBM United Kingdom Limited Hursley House Hursley Park Winchester, Hants, SO21 2JN UK

Such information may be available, subject to appropriate terms and conditions, including in some cases, payment of a fee.

The licensed program described in this document and all licensed material available for it are provided by IBM under terms of the IBM Customer Agreement, IBM International Program License Agreement or any equivalent agreement between us.

Any performance data contained herein was determined in a controlled environment. Therefore, the results obtained in other operating environments may vary significantly. Some measurements may have been made on development-level systems and there is no guarantee that these measurements will be the same on generally available systems. Furthermore, some measurements may have been estimated through extrapolation. Actual results may vary. Users of this document should verify the applicable data for their specific environment.

Information concerning non-IBM products was obtained from the suppliers of those products, their published announcements or other publicly available sources. IBM has not tested those products and cannot confirm the accuracy of performance, compatibility or any other claims related to non-IBM products. Questions on the capabilities of non-IBM products should be addressed to the suppliers of those products.

All statements regarding IBM's future direction or intent are subject to change or withdrawal without notice, and represent goals and objectives only.

This information contains examples of data and reports used in daily business operations. To illustrate them as completely as possible, the examples include the names of individuals, companies, brands, and products. All of these names are fictitious and any similarity to the names and addresses used by an actual business enterprise is entirely coincidental.

COPYRIGHT LICENSE:

This information contains sample application programs in source language, which illustrate programming techniques on various operating platforms. You may copy, modify, and distribute these sample programs in any form without payment to IBM, for the purposes of developing, using, marketing or distributing application programs conforming to the application programming interface for the operating platform for which the sample programs are written. These examples have not been thoroughly tested under all conditions. IBM, therefore, cannot guarantee or imply reliability, serviceability, or function of these programs. The sample programs are provided "AS IS", without warranty of any kind. IBM shall not be liable for any damages arising out of your use of the sample programs.

If you are viewing this information softcopy, the photographs and color illustrations may not appear.

Trademarks

IBM, the IBM logo, and ibm.com are trademarks or registered trademarks of International Business Machines Corp., registered in many jurisdictions worldwide. Other product and service names might be trademarks of IBM or other companies. A current list of IBM trademarks is available on the Web at "[Copyright and trademark information](http://www.ibm.com/legal/copytrade.shtml)" at www.ibm.com/legal/copytrade.shtml.

Adobe, the Adobe logo, PostScript, and the PostScript logo are either registered trademarks or trademarks of Adobe Systems Incorporated in the United States, and/or other countries.

Microsoft, Windows, Windows NT, and the Windows logo are trademarks of Microsoft Corporation in the United States, other countries, or both.

Java™ and all Java-based trademarks and logos are trademarks or registered trademarks of Oracle and/or its affiliates.

Other names may be trademarks of their respective owners. Other company, product, and service names may be trademarks or service marks of others.



Part Number: 99F1234

BA21-8475-00



(1P) P/N: 99F1234

