

IBM Workload Scheduler for z/OS



# Diagnosis Guide and Reference

*Version 9.3 SPE (Revised January 2019)*



IBM Workload Scheduler for z/OS



# Diagnosis Guide and Reference

*Version 9.3 SPE (Revised January 2019)*

**Note**

Before using this information and the product it supports, read the information in "Notices" on page 521.

This edition applies to version 9, release 3, modification level 0 of IBM Workload Scheduler for z/OS (program number 5698-T08) and to all subsequent releases and modifications until otherwise indicated in new editions.

© **Copyright IBM Corporation 1999, 2016.**

US Government Users Restricted Rights – Use, duplication or disclosure restricted by GSA ADP Schedule Contract with IBM Corp.

© Copyright HCL Technologies Limited 2016, 2019.

---

# Contents

**Figures . . . . . vii**

**Tables . . . . . ix**

**About this publication . . . . . xi**

What is new in this release . . . . . xi

Who should read this publication . . . . . xi

Accessibility . . . . . xi

Technical training . . . . . xii

Support information . . . . . xii

Conventions used in this publication. . . . . xii

---

**Part 1. Diagnosis guide . . . . . 1**

**Chapter 1. Introduction . . . . . 3**

Using keywords to describe a problem . . . . . 3

Searching the software-support database . . . . . 3

What is IBM Software Support? . . . . . 4

    Working with the IBM Support Center. . . . . 4

    Working with the change team . . . . . 6

**Chapter 2. Initial problem analysis . . . . . 9**

Steps in classifying the problem . . . . . 9

Problem-type keywords. . . . . 9

    ABEND . . . . . 9

    ABENDU . . . . . 10

    DOC . . . . . 10

    INCORROUT. . . . . 10

    LOOP . . . . . 10

    MSG. . . . . 11

    PERFM. . . . . 12

    WAIT . . . . . 12

**Chapter 3. Problem analysis procedures . . . . . 13**

Information needed for a specific problem type . . . 13

    Abnormal termination (ABEND or ABENDU) procedure . . . . . 13

    Documentation (DOC) procedure . . . . . 15

    Incorrect output (INCORROUT) procedure . . . 16

    LOOP procedure . . . . . 16

    Message (MSG) procedure . . . . . 16

    Performance (PERFM) procedure . . . . . 17

    WAIT procedure. . . . . 17

    Procedure to resolve event-reapplying problems at controller startup . . . . . 18

Information needed for all problems . . . . . 24

    Information to collect for OCL problems. . . . 25

    Information to collect for restart and cleanup problems . . . . . 25

    Information to collect for critical path problems 25

    Information to collect for JCL editing problems 26

    Information to collect for migration problems . 26

    Information to collect for application description problems . . . . . 27

    Information to collect for monitoring problems 27

    Information to collect for daily planning problems . . . . . 27

    Information to collect for data store problems . 28

    Information to collect for general service problems . . . . . 28

---

**Part 2. Reference . . . . . 29**

**Chapter 4. Functional description . . . . . 31**

IBM Workload Scheduler for z/OS dialogs . . . . . 31

    ISPF tables . . . . . 32

IBM Workload Scheduler for z/OS data . . . . . 33

    Description databases . . . . . 33

    Data sets used for planning, tracking, and recovery . . . . . 34

    Tasks and data sets used for end-to-end scheduling with fault tolerance capabilities . . . 39

    Data sets used for data store. . . . . 42

IBM Workload Scheduler for z/OS batch programs 43

The IBM Workload Scheduler for z/OS system . . . 44

    Subsystem early code - EQQINITM . . . . . 44

    Subsystem address space - EQQMAJOR . . . . . 46

    Subsystem task dispatcher - EQQZMAIN . . . . . 47

    Server address space - EQQSERVR . . . . . 47

    Main server task - EQQPHTOP. . . . . 48

    Data store address space - EQQFARCH . . . . . 48

IBM Workload Scheduler for z/OS task structure. . 49

IBM Workload Scheduler for z/OS server task structure . . . . . 51

IBM Workload Scheduler for z/OS data store task structure . . . . . 54

IBM Workload Scheduler for z/OS subtasks . . . . 55

    APPC/z/OS (PP) . . . . . 55

    Automatic recovery (AR) . . . . . 57

    Critical path handler (CPH) . . . . . 58

    Data router (DX) . . . . . 58

    Event manager (EM) . . . . . 59

    Event reader (ER) . . . . . 60

    Event writer (EW) . . . . . 61

    External router (EX) . . . . . 64

    General service (GS) . . . . . 64

    HTTP subtasks . . . . . 65

    Job completion checker (JCC) . . . . . 65

    Job-tracking-log archiver (JL) . . . . . 66

    Network communication function (CB) . . . . . 67

    Normal mode manager (NM) . . . . . 68

    RODM (RM) . . . . . 70

    Submit (SU) . . . . . 73

    TCP/IP tracker connection (IP) . . . . . 74

    Workstation analyzer (WA) . . . . . 76

    Data store network common function (FN) . . . 79

    Data store TCP/IP communication task (ID) . . 79

Fetch joblog (FL)	79
Pre-submitter task (PSU)	79
IBM Workload Scheduler for z/OS data store	
subtasks	80
Writer	80
Reader	80
JesQueue	80
Communication	80
Command	80
Cleanup	80
User exit and task relationships	81

## Chapter 5. Data areas . . . . . 83

The data area map	83
The cross-reference table	83
Date formats used in IBM Workload Scheduler for z/OS	84
ADR - application description	85
Cross reference	95
AWSN - Actual workstation resource report record in DP	102
Cross reference	102
BK_CKPT - Backup checkpoint	103
Cross reference	104
BKINFO - Backup controller main control block	106
Cross reference	110
BKPTOPT - Backup controller options	113
Cross reference	113
CAL - Calendar definition record	114
Cross reference	115
CAPP - Completed/deleted application report record in DP	116
Cross reference	118
CASE - Auto recovery case code list	120
CPLREC01 - CURRENT PLAN HDR RECORD	120
Cross reference	122
CPLREC02 - Current plan workstation record	123
Common data segment	124
Open time interval segment	126
Access method segment	127
E2E Options Data	127
Cross reference	127
CPLREC04 - Current plan job name table record	130
Common data segment	131
JNT entries segment	132
Step entries segment	133
Cross reference	133
CPLREC05 - Current plan application index record	135
Cross reference	137
CPLREC06 - Current plan remaining slack record	144
Common data segment	145
Occurrence entries segment	145
Cross reference	145
CPLREC07 - Current plan undecided operation record	146
Common data segment	146
Occurrence entries segment	146
Cross reference	147
CPLREC08 - Current plan ended-in-error record	147
Common data segment	147
Ended-in-error entry segment	148

Cross reference	148
CPLREC09 - Current plan rerun record	149
Cross reference	149
CPLREC10 - Current plan workstation activity record	149
Cross reference	150
CPLREC11 - Current plan ready list record	150
Common data segment	150
Ready operation entries segment	151
Cross reference	151
CPLREC12 - Current plan potential predecessor record	151
Common data segment	152
Potential predecessor segment	152
Cross reference	152
CPLREC14 - Current plan job log staging and status record	153
Common data segment	153
Message line entry segment	154
Cross reference	155
CPLREC15 - Stand-alone clean up record	156
Cross reference	156
CPLREC16 - Restart and clean up operinfo for deletion	157
Common data segment	157
Occurrence entry segment	158
Cross reference	158
CPLREC20 - Workstation activity record for virtual workstation	158
Cross reference	159
CPLREC22 - Current plan virtual workstation record	159
Common data segment	159
Open time interval segment	161
Cross reference	161
CPLREC24 - Current plan job recovery record	163
Common data segment	163
Messages line segment	165
Cross reference	165
CPLREC3C - Current plan occurrence record	166
Cross reference	170
CPLREC3P - Current plan operation record	172
Cross reference	181
CPLREC3Q - Current plan operation condition record	188
Common data segment	189
Condition dependency segment	189
Cross reference	190
CPLREC3R - Current plan operation user fields record	191
Common data segment	191
User Field segment	191
Cross reference	191
CPLREC33 - Current plan system automation info occurrence record	192
Common data segment	192
Cross reference	193
CPLREC44 - Current plan step name change record	193
Common data segment	194
Run information segment	194
Step entry segment	194

Cross reference . . . . .	195	Cross reference . . . . .	291
CPR55 - AD ID INDEX RECORD. . . . .	195	EXR - exit record . . . . .	293
Cross reference . . . . .	197	Cross reference . . . . .	294
CPLREC66 - Critical job index record . . . . .	198	EXS - Resource event. . . . .	296
Common data segment . . . . .	198	Cross reference . . . . .	297
Critical job entry index segment . . . . .	198	EXSA - Resource event extension. . . . .	298
Cross reference . . . . .	199	Cross reference . . . . .	298
CPLREC99 - Current plan occurrence index record	199	EXT - Ready to receive event . . . . .	299
Cross reference . . . . .	199	Cross reference . . . . .	299
CSUM - Summary of completed/deleted applications report in DP . . . . .	200	EXU - User event record. . . . .	300
Cross reference . . . . .	200	Cross reference . . . . .	301
DAIOP - Daily operating plan report record in DP	201	EXUA - User event addendum . . . . .	301
Cross reference . . . . .	202	Cross reference . . . . .	302
DOA - Dynamic operation area . . . . .	204	EXV - Scheduling environment event . . . . .	302
Cross reference . . . . .	208	Cross reference . . . . .	303
DPH - Daily plan report header record . . . . .	213	EXW - Workstation status event . . . . .	304
Cross reference . . . . .	214	Cross reference . . . . .	305
DPIN or DPUT - Report record in DP . . . . .	215	EXX - Tracker agent event record. . . . .	306
DQE - data router q element . . . . .	216	Cross reference . . . . .	307
Cross reference . . . . .	230	EXY - Backup controller event. . . . .	307
EMP - event manager parameters . . . . .	240	Cross reference . . . . .	308
Cross reference . . . . .	242	FOPC - OPERINFO structure . . . . .	309
EPR - Event data set positions. . . . .	245	Common data segment . . . . .	309
Cross reference . . . . .	245	Run info segment . . . . .	309
EQE - Event queue element . . . . .	245	Cross reference . . . . .	312
Cross reference . . . . .	246	FSAB - Secondary key task control block . . . . .	314
ERR - Error statistics control block . . . . .	247	FSCB - Current primary index record control block	314
Cross reference . . . . .	247	Cross reference . . . . .	316
ERRS - Error statistics report record in DP. . . . .	247	FSFB - Datafile control block . . . . .	316
Cross reference . . . . .	248	Cross reference . . . . .	317
ESP - Event split record . . . . .	249	FSIR - Secondary index record structure . . . . .	318
Cross reference . . . . .	250	Cross reference . . . . .	319
ETC - ETT criteria record . . . . .	250	FSPB - Datapage instance structure . . . . .	319
Cross reference . . . . .	251	Cross reference . . . . .	321
EVE - IBM Workload Scheduler events . . . . .	251	FSSB - Structured datapage layout . . . . .	321
Cross reference . . . . .	253	Cross reference . . . . .	323
EVT - Event and SUBREL data set record . . . . .	254	ID - Tracker identification record . . . . .	323
Event data set header record . . . . .	254	Cross reference . . . . .	327
Submit/release header record . . . . .	254	JCLREC - Common data of JCL record . . . . .	329
Submit/release record . . . . .	255	Cross reference . . . . .	330
Cross reference . . . . .	255	JSLOG - Job-log record in EQQJSXDS . . . . .	331
EX0 - Topology In event data . . . . .	256	Cross reference . . . . .	332
Cross reference . . . . .	264	JV - JCL variable table . . . . .	332
EX1 - BULKDISC EVENT . . . . .	271	Cross reference . . . . .	333
Cross reference . . . . .	272	LTP - Long-term plan. . . . .	334
EX2 - z/OS Agent Event record . . . . .	272	Cross reference . . . . .	338
Cross reference . . . . .	275	MCA - Main communication area . . . . .	342
EXE - Backup event . . . . .	278	Cross reference . . . . .	352
Cross reference . . . . .	278	MFB - Missed feedback report record in DP . . . . .	362
EXF - Joblog retrieval event . . . . .	278	Cross reference . . . . .	363
Cross reference . . . . .	280	MTD - Track information . . . . .	364
EXH - History . . . . .	281	Cross reference . . . . .	371
Cross reference . . . . .	281	MT0 - MCP Tracking information entry . . . . .	378
EXI - Initialization event. . . . .	282	Cross reference . . . . .	383
Cross reference . . . . .	284	NJE - JES NJE record. . . . .	387
EXM - Job submit activate/deactivate event . . . . .	286	Cross reference . . . . .	388
Cross reference . . . . .	286	NMM - Normal mode manager parameters . . . . .	388
EXO - ON/OFF line event . . . . .	286	Cross reference . . . . .	394
Cross reference . . . . .	287	NNN - Node name record . . . . .	399
EXP - Restart and clean up event. . . . .	288	OPC - OPCSTAT record . . . . .	400
		Cross reference . . . . .	401

OPERR - Ops in error report record in DP . . . . .	401
Cross reference . . . . .	403
OPI - Operator instruction . . . . .	405
Cross reference . . . . .	406
OPT - Subsystem options . . . . .	407
Cross reference . . . . .	412
OSLC - Integration information . . . . .	417
Cross reference . . . . .	418
PER - Period layout . . . . .	419
Cross reference . . . . .	419
RCLOP - Restart and clean up options record . . . . .	420
Cross reference . . . . .	423
REL - Job release record . . . . .	424
Cross reference . . . . .	425
RNGRP - rungroup . . . . .	425
Cross reference . . . . .	427
RSR - Special resource record . . . . .	428
Cross reference . . . . .	432
RSRR - Special resource report record . . . . .	435
Cross reference . . . . .	436
SSX - Subsystem communication vector table extension . . . . .	436
Cross reference . . . . .	441
STR01 - ST HDR RECORD . . . . .	444
Cross reference . . . . .	444
STR02 - ST HDR RECORD . . . . .	445
Cross reference . . . . .	446
TOC - Table of contents for DP reports . . . . .	447
Cross reference . . . . .	447
TRG - Data set trigger table layout . . . . .	448
Cross reference . . . . .	450
TRL - Job-tracking and audit record . . . . .	451
Cross reference . . . . .	466
WAP - Workstation analyzer parameters . . . . .	478
Cross reference . . . . .	479
WQA - Workstation queue area . . . . .	481
Cross reference . . . . .	484
WSD - Workstation description record . . . . .	487
Cross reference . . . . .	489
WSN - Workstation resource report record in DP . . . . .	491
Cross reference . . . . .	492
WSP - Workstation plan report record in DP . . . . .	492
Cross reference . . . . .	494
WSV - Virtual workstation description record . . . . .	496
Cross reference . . . . .	497
XD01 - XD Header record . . . . .	497
Cross reference . . . . .	499
XD02 - XD Header record . . . . .	500
Cross reference . . . . .	502

XD03 - XD HDR RECORD . . . . .	503
Cross reference . . . . .	504
XD12 - XD HDR RECORD . . . . .	504
Cross reference . . . . .	505
XD98 - XD Index record . . . . .	506
Cross reference . . . . .	507
XD99 - XD Index record . . . . .	507
Cross reference . . . . .	508

<b>Chapter 6. DB2 tables . . . . .</b>	<b>509</b>
EQQHIMN . . . . .	509
EQQHI14 . . . . .	509
EQQHI3C . . . . .	509
EQQHI3P . . . . .	510

## **Part 3. Appendixes . . . . . 511**

<b>Appendix A. Abend codes . . . . .</b>	<b>513</b>
1102: . . . . .	513
1103: . . . . .	513
1104: . . . . .	513
1110: . . . . .	514
1111: . . . . .	514
1112: . . . . .	514
1113: . . . . .	514
1121: . . . . .	515
1124: . . . . .	515
2001: . . . . .	515
3900: . . . . .	515
3999: . . . . .	516

<b>Appendix B. Known problems . . . . .</b>	<b>517</b>
Redundant message in TCP/IP server MLOG for error in MCP . . . . .	517
Redundant message in TCP/IP server MLOG for error in AD . . . . .	517
Job log not issued if DATASTORE is down . . . . .	518

<b>Appendix C. Problem description sheet . . . . .</b>	<b>519</b>
--	------------

<b>Notices . . . . .</b>	<b>521</b>
Trademarks . . . . .	523
Terms and conditions for product documentation . . . . .	523

<b>Index . . . . .</b>	<b>525</b>
------------------------	------------



---

## Figures

1. IBM Workload Scheduler for z/OS dialog structure . . . . . 32
2. IBM Workload Scheduler for z/OS data sets and files for end-to-end scheduling with fault tolerance capabilities . . . . . 39
3. IBM Workload Scheduler for z/OS subsystem tasks . . . . . 50
4. controller subtasks . . . . . 51
5. IBM Workload Scheduler for z/OS server tasks 52
6. Internals of the EQQZTSER process. . . . . 53
7. IBM Workload Scheduler for z/OS server processes for end-to-end scheduling with fault tolerance capabilities . . . . . 54
8. IBM Workload Scheduler for z/OS data store address space structure . . . . . 55
9. IBM Workload Scheduler for z/OS event creation and processing . . . . . 62
10. Part 1 of 2 . . . . . 519
11. Part 2 of 2 . . . . . 520



---

## Tables

1.	IBM Workload Scheduler for z/OS description databases . . . . .	33	6.	User exit and task relationships . . . . .	81
2.	IBM Workload Scheduler for z/OS planning, tracking, and recovery resources . . . . .	34	7.	cross-reference table for DOACMD_FAIL	84
3.	The data store data sets . . . . .	42	8.	Mapping of the DOA . . . . .	84
4.	Valid RODM data types for value subfields	72	9.	Date formats used in IBM Workload Scheduler for z/OS . . . . .	84
5.	User exits in IBM Workload Scheduler for z/OS. . . . .	81			



---

## About this publication

*Diagnosis Guide and Reference* contains information to help you to diagnose and correct possible problems in using IBM Workload Scheduler for z/OS. It also describes the structure of an IBM Workload Scheduler for z/OS address space and describes the major functions of the subtasks.

This publication addresses the following tasks:

- Determining whether the problem was caused by IBM Workload Scheduler for z/OS.
- If the problem is in IBM Workload Scheduler for z/OS, developing a list of keywords that describe it. This list of keywords will be used by IBM® Software Support to search a database to determine if your problem has already been reported.
- Isolating failing program code to find a solution.

The term *scheduler*, when used in this publication, refers to IBM Workload Scheduler for z/OS. The term DB2®, when used in this publication, refers to DATABASE 2 and DB2 Universal Database™.

The term z/OS® is used in this publication to mean z/OS and OS/390® operating systems. Where the term OS/390 appears, the related information applies only to OS/390 operating systems.

---

## What is new in this release

Learn what is new in this release.

For information about the new or changed functions in this release, see *Overview*, section *Summary of enhancements*.

For information about the APARs that this release addresses, see the Program Directory and the Dynamic Workload Console Release Notes at <http://www-01.ibm.com/support/docview.wss?rs=672&uid=swg27045183>.

---

## Who should read this publication

This publication is intended for system programmers who work with IBM Workload Scheduler for z/OS and for IBM users responsible for IBM Workload Scheduler for z/OS service.

---

## Accessibility

Accessibility features help users with a physical disability, such as restricted mobility or limited vision, to use software products successfully.

With this product, you can use assistive technologies to hear and navigate the interface. You can also use the keyboard instead of the mouse to operate all features of the graphical user interface.

For full information, see the Accessibility Appendix in the *IBM Workload Scheduler User's Guide and Reference*.

---

## Technical training

Cloud & Smarter Infrastructure provides technical training.

For Cloud & Smarter Infrastructure technical training information, see:  
<http://www.ibm.com/software/tivoli/education>

---

## Support information

IBM provides several ways for you to obtain support when you encounter a problem.

If you have a problem with your IBM software, you want to resolve it quickly. IBM provides the following ways for you to obtain the support you need:

- Searching knowledge bases: You can search across a large collection of known problems and workarounds, Technotes, and other information.
- Obtaining fixes: You can locate the latest fixes that are already available for your product.
- Contacting IBM Software Support: If you still cannot solve your problem, and you need to work with someone from IBM, you can use a variety of ways to contact IBM Software Support.

For more information about these three ways of resolving problems, see the appendix about support information in *IBM Workload Scheduler: Troubleshooting Guide*.

---

## Conventions used in this publication

Conventions used in this publication.

The publication uses several typeface conventions for special terms and actions. Technical changes to the text are indicated by a vertical line to the left of the change. These conventions have the following meanings:

Information type	Style convention	Example
Commands	All capital letters	CREATE
References in the text to fields on panels	All capital letters	QUANTITY
File and directory names, input you should type in panel fields	Monospace	MYAPPLICATION
First time new term introduced, publication titles	Italics	<i>Application</i>

---

## **Part 1. Diagnosis guide**

This part describes how you classify and describe problems that you encounter when working with IBM Workload Scheduler for z/OS systems.





---

## Chapter 1. Introduction

This book is intended to help you classify and describe problems in IBM Workload Scheduler for z/OS systems.

To identify an error, you must first gather information related to the problem, such as ABEND codes and dumps. You can then determine whether the problem is in IBM Workload Scheduler for z/OS and, if it is, this book helps you to classify and describe the problem. The external symptoms of several problems are described to help you identify which problem type to investigate. Each problem type requires a different procedure when you describe the problem. Use these procedures to build a string of keywords and to obtain documentation relevant to the problem. This combination of a keyword string and associated documentation helps you to describe the problem accurately to IBM Software Support.

Use the IBM Workload Scheduler for z/OS problem description sheet in Appendix C, "Problem description sheet," on page 519 as a problem log. You can copy this form and use it to record all the related facts about the problem.

---

### Using keywords to describe a problem

A *keyword* is a word or abbreviation that describes a single aspect of a program failure to IBM Customer Support. You use keywords to describe all aspects of a problem, from the IBM Workload Scheduler for z/OS component ID to the area of failure (see Chapter 2, "Initial problem analysis," on page 9). You then use the problem analysis procedures to build a keyword string (see Chapter 3, "Problem analysis procedures," on page 13).

For example, if your program failure is abnormal termination of a task, the keyword is ABEND. Other keywords are also formed to describe particular aspects of the abnormal termination, such as the name of the module where the abend occurred. These keywords are then combined to form a keyword string:

```
5698-T08 ABENDnnn EQQyyyyy REGn
```

*where:*

**5698-T08**

The IBM Workload Scheduler for z/OS component ID

**ABEND**

The problem type

*nnn*

The ABEND code (for example, 0C4)

**EQQyyyyy**

The module containing the ABEND (for example, EQQMAJOR)

*REGn*

The general-purpose register containing invalid information

---

### Searching the software-support database

To determine if the problem has been noted before, you can use the keyword string that you create to search the software-support database. If a problem similar to yours is described in the database, a solution is probably available. To widen or narrow the database search, you can vary the keyword string you develop.

If you have the IBM Information/Access program, use the keyword string to search the RETAIN database for solutions to problems similar to yours. IBM Level 1 service personnel can help you develop the keyword string and search the database for a similar problem. If the RETAIN database is not available to you, the IBM Support Center will help you solve your problem.

---

## What is IBM Software Support?

IBM Software Support helps you resolve problems with IBM products, and to ensure that you can make the best use of your IBM computing systems. IBM Software Support is available to all licensed users of IBM licensed programs.

The role of each member of IBM's support staff is outlined in the following sections of this chapter.

## Working with the IBM Support Center

To get assistance, you should phone your local IBM Support Center. Before you contact the IBM Support Center, however, try to ensure that the problem belongs with the Support Center. Do not worry if you cannot be sure that the problem is caused by IBM Workload Scheduler for z/OS itself. How sure you are will depend on the complexity of your installation, the experience and skill levels of your systems staff, and the symptoms that you have been experiencing.

In practice, many errors reported to the Support Center turn out to be user errors, errors that cannot be reproduced, or errors that should be dealt with by other parts of IBM Service, such as Hardware Customer Engineering or Systems Engineering. This indicates just how difficult it can be to determine the precise cause of a problem. User errors are mainly caused by mistakes in setting up or using systems.

### Supplying information to the IBM Support Center

Your first contact with the IBM Support Center will be with the call receipt operator, who will take initial details and put your problem on a queue. You will subsequently be contacted by a Support Center representative who will investigate your problem further.

The Support Center needs to know as much as possible about your problem, so have the information ready before making your first call. It is a good idea to enter the information on a problem description sheet, such as the one shown in Appendix C, "Problem description sheet," on page 519.

Here are two advantages of using a problem description sheet:

- You will be communicating with the IBM Support Center by telephone. With all your findings before you on a sheet of paper, you will be better prepared to respond to the questions that you might be asked.
- You can maintain your own in-house tracking system to record and document all problems. This information can then be used for planning, organizing, communicating, and establishing priorities for controlling and resolving these problems.

When you contact the Support Center, you will need to give the operator the name of your organization and your access code or customer number. Your access code or customer number is a unique code authorizing you to use IBM Software Services. You must provide this code each time you contact the Support Center.

Using this information, the operator will access your customer profile, which contains your address, relevant contact names, telephone numbers, and details of the IBM products at your installation.

The Support Center operator will ask you if this is a new problem or a call on an existing one. If it is new, you will be assigned a unique incident number. A problem management record (PMR) will be opened on the RETAIN system where all activity associated with your problem will be recorded. The problem will remain *open* until it is resolved. Make a note of the incident number on your own problem reporting sheet. The Support Center will expect you to quote the incident number in all future calls connected with this problem.

If the problem is new to you, the operator will ask you for the source of the problem within your system software—that is, the program that seems to be the cause of the problem. As you are reading this book, it is likely that you have already identified IBM Workload Scheduler for z/OS as the problem source. You will also have to give the IBM Workload Scheduler for z/OS version, release, and maintenance level.

You will need to give a severity level for the problem. Severity levels can be 1, 2, or 3, and they have the following meanings:

**Severity level 1**

Indicates that you are unable to use IBM Workload Scheduler for z/OS, resulting in a critical condition that needs immediate attention

**Severity level 2**

Indicates that you are able to use IBM Workload Scheduler for z/OS, but that operation is severely restricted

**Severity level 3**

Indicates that you are able to use IBM Workload Scheduler for z/OS with limited functions, but the problem is not critical to your overall operation.

When deciding the severity of the problem, take care neither to understate it nor to overstate it. The Support Center procedures depend on the severity level so that the most suitable use can be made of their skills and resources. Your problem will normally be dealt with immediately if it is severity level 1.

Finally, the call receipt operator will ask you for a brief description of the problem and might prompt you for keywords associated with the problem. The primary keywords are ABEND, ABENDU, DOC, INCORROUT, LOOP, MSG, PERFM, and WAIT, corresponding exactly to the problem classification types used later in this book. Strings containing other keywords are also useful. These are not predefined and might include such items as a message or message number, an abend code, any parameters known to be associated with the problem, or, for example, the name of a feature of IBM Workload Scheduler for z/OS. The keywords will subsequently be used as search arguments on the RETAIN database to see if your problem is a known one that has already been the subject of an authorized program analysis report (APAR).

You will not be asked for any more information at this stage. However, you should keep all the information relevant to the problem, including logs, dumps, and traces.

## How your problem is processed

How your problem is subsequently processed depends on its nature. The representative who handles the problem will give you guidance on what is required from you.

Details of your call are passed, using the RETAIN problem management system, to the associated support group. Because your problem is one associated with IBM Workload Scheduler for z/OS, it is put on an IBM Workload Scheduler for z/OS queue. The problems are dealt with in order of severity level.

At first, a Level 1 representative will use the keywords that you have provided to search the RETAIN database. If your problem is found to be one already known to IBM, and a fix has been devised for it, a program temporary fix (PTF) can quickly be dispatched to you. If the RETAIN search is unsuccessful, the problem will be passed to a Level 2 representative, who will ask you for more information about your problem over the telephone.

Let the Level 2 representative know if any of the following events occurred before the problem appeared:

- Changes in level of z/OS or licensed programs
- PTFs applied
- Additional features used
- Application programs changed
- Unusual operator action.

You might be asked to give values from a formatted dump or trace table. You might also be asked to carry out some special activity (for example, to set a trap or to use trace with a certain selectivity) and then to report on the results.

It might be necessary to have several follow-up telephone calls, depending on the complexity of the symptoms and your system environment. In every case, the actions taken by you and the Support Center are entered in the PMR. The Level 2 representative can then be acquainted with the full history of the problem before any follow-up call.

If the Level 2 investigation shows that the problem is already known and a fix has been developed, the fix will be sent to you. If the problem is new, an APAR might be submitted. This will be dealt with by the IBM Workload Scheduler for z/OS change team.

## Working with the change team

You use APARs to communicate a new problem with a program, in this case IBM Workload Scheduler for z/OS, to the change team for the program. When the change team solves the problem, they can, at your request, supply you with an APAR fix, enabling you to get your system running again. Finally, a PTF is produced to replace the module in error, and the APAR is closed.

### The APAR process

The first step in the APAR process is that a Level 2 representative will enter your APAR into the RETAIN system. The APAR text will contain a description of your problem. If you have found a means of bypassing the problem, details of this will be entered as well. Your name is also entered so that the change team knows who to contact if they need to ask anything about the APAR documentation and supporting material (for simplicity, referred to as documentation in the rest of this book).

When the APAR has been entered, you will be given an APAR number. You must write this number on all the documentation you submit to the change team. This number will always be associated with the APAR and its resolution. If a code change is required, this number will be associated with the APAR fix as well.

The next stage in the APAR process involves providing the change team with the necessary documentation. Here is a summary of the things you must do:

1. You must collect the documentation that is required for the APAR. You will be given guidance by the Level 2 representative on precisely what you must send. The documentation that is required will vary, depending on the problem area (see “Collecting the documentation for the APAR”).
2. You must package all the documentation and send it to the change team. The procedure for this is given in “Sending the documentation to the change team” on page 8.
3. You must apply the PTF resulting from the APAR, possibly after testing the fix on your system. This is described in “Obtaining and applying the fix” on page 8.

### **Collecting the documentation for the APAR**

As a general rule, the documentation you must submit for an APAR includes all the material you need to carry out problem determination. Some of the documentation is common to all IBM Workload Scheduler for z/OS problems, and some is specific to particular problems.

Make sure the problem you have described can be seen in the documentation you send. If the problem has ambiguous symptoms, you must reveal the sequence of events leading up to the failure. Tracing is valuable in this respect, but you might be able to provide details that the trace cannot give. You are encouraged to annotate your documentation, if your annotation is legible and if it does not cover up vital information. You can highlight data in any hard copy you send, using transparent highlighting markers. You can also write notes in the margins, preferably using a red pen so that the notes are not overlooked.

**Note:** If you send too little documentation or if it is unreadable, the change team will have to return the APAR marked ‘insufficient documentation’. Therefore, you should prepare your documentation carefully, and send everything that is relevant to the problem.

Here is a list of the documentation you might be asked to submit for an APAR (in this case, documentation also refers to supporting material). However, these are only guidelines; you must find out from your Level 2 representative precisely what documentation you must send for your specific problem.

- Details of the JCL and messages from the jobs that were run when IBM Workload Scheduler for z/OS was installed.
- The IBM Workload Scheduler for z/OS files that are involved, from both before and after the error. You must supply the contents of the files, as well as their attributes (such as size and block size), and a list of the catalog entries for the VSAM files.
- A storage dump of program load modules.
- A printout of the z/OS SYSLOG message-log file.
- A printout of the IBM Workload Scheduler for z/OS message log (EQQMLOG) for each address space.
- A printout of IBM Workload Scheduler for z/OS diagnostic files for both the dialog user and the address space. The files are defined by ddname EQQDUMP.

- Information about the route used through the dialog (panel IDs) and the data entered on each panel. A printout of the dialog panels involved with input data is also useful.
- A listing of the job-tracking logs.
- ISPF diagnostic material.
- A description of the IBM Workload Scheduler for z/OS configuration.
- A description of the IBM Workload Scheduler for z/OS maintenance level—PTFs and APARs applied. System Modification Program/Extended (SMP/E) provides this information.
- Details about your z/OS and JES levels.
- Details of any user modifications.
- The kind of interface the customer uses (Dynamic Workload Console, PIF).

You can use the IBM Workload Scheduler for z/OS APAR tape function to collect all important IBM Workload Scheduler for z/OS data sets. You might need to modify the JCL that is generated by the APAR tape function so that all event data sets are collected.

### **Sending the documentation to the change team**

The best way to submit documentation to the Support Center is through FTP or e-mail. For detailed instructions, see Info APAR II13819 “How to send customer documentation for PMRs”.

### **Obtaining and applying the fix**

When the problem is solved, a code will be entered on RETAIN to close the APAR, and you might be provided with an APAR fix. You can ask your Support Center about the progress of your APAR at any time, particularly if it is a problem of high severity. When the change team has found a fix for your problem, they might want you to test it on your system. If they do ask you to test the fix, you are normally given 2 weeks to do the test and to provide them with feedback. However, you can ask for an extension if you are unable to complete the testing in that time.

When the team is confident that the fix is satisfactory, the APAR is closed. You will receive notification when this happens.

If the solution involves a change to code in an IBM Workload Scheduler for z/OS module and no APAR has yet been raised, you might be supplied with a ZAP or a USERMOD. The change will be distributed later as a PTF. If you want a PTF to resolve a specific problem, you can order it explicitly by its PTF number through the IBM Support Center.

---

## Chapter 2. Initial problem analysis

This chapter defines problems that might occur in IBM Workload Scheduler for z/OS. The external symptoms of each problem are described to help you or an IBM representative to classify your problem. After you identify the problem type, turn to Chapter 3, “Problem analysis procedures,” on page 13 to document the problem further and to build a keyword string. The keyword string will be used by the IBM Support Center to search a database to determine if your problem has been previously reported. You can use a copy of the IBM Workload Scheduler for z/OS problem description sheet in Appendix C, “Problem description sheet,” on page 519 to record all the information related to the problem.

---

### Steps in classifying the problem

When you are classifying the problem, you should go through the following steps:

1. Select the related problem-type keyword by matching one or more of the symptoms described in this chapter with the symptoms of your IBM Workload Scheduler for z/OS problem.
2. Turn to the corresponding procedure in Chapter 3, “Problem analysis procedures,” on page 13, and gather the relevant information for your specific problem.
3. Provide the information that is needed for all problems, as described under “Information needed for all problems” on page 24. Continue building the keyword string.

If you are unable to match your problem to any of those described here, you should still compile the information needed for all problems (item 3 above).

---

### Problem-type keywords

The problem-type keywords are used to identify the failure that occurred. The following are the keywords and the problem types they identify:

**ABEND**

Abnormal termination with a system abend code

**ABENDU**

Abnormal termination with a user abend code

**DOC** Documentation

**INCORROUT**

Incorrect output

**LOOP** Loop

**MSG** Message

**PERFM**

Performance

**WAIT** Wait

### **ABEND**

Choose the **ABEND** keyword when the IBM Workload Scheduler for z/OS program comes to an abnormal end with a system abend code. You should also use **ABEND** when any program that services IBM Workload Scheduler for z/OS (for example, VTAM®) terminates it, and one of the following symptoms appears:

- An abend message at an operator console. The abend message contains the abend code and is found in the system console log.
- A dump is created in a dump data set.

If a message was issued, use the MSG keyword to document it. See “Abnormal termination (ABEND or ABENDU) procedure” on page 13 to describe the problem.

## ABENDU

Choose the **ABENDU** keyword when the IBM Workload Scheduler for z/OS program comes to an abnormal end with a user abend code, and the explanation of the abend code states that it is a program error. Also choose this keyword when a user abend (which is not supposed to signify a program error) occurs when it should not occur, according to the explanation. If a message was issued, use the MSG keyword to document it.

For a description of the problem, see “Abnormal termination (ABEND or ABENDU) procedure” on page 13.

## DOC

Choose the **DOC** keyword when one or more of the following symptoms appear:

- There is incomplete or inaccurate information in an IBM Workload Scheduler for z/OS publication.
- The published description of IBM Workload Scheduler for z/OS does not agree with its actual operation.

See “Documentation (DOC) procedure” on page 15 to describe the problem.

**Note:** Report a documentation problem only when it meets one of the criteria listed.

## INCORROUT

Choose the **INCORROUT** keyword when one or more of these symptoms appear:

- You received unexpected output, and the problem does not appear to be a loop.
- The output appears to be incorrect or incomplete.
- The output is formatted incorrectly.
- The output comes from damaged files or from files that are not set up or updated correctly.

Turn to “Incorrect output (INCORROUT) procedure” on page 16 to describe the problem.

## LOOP

Choose the **LOOP** keyword when one or more of the following symptoms exist:

- Part of the program, other than a message, is repeating itself.
- An IBM Workload Scheduler for z/OS command has not completed after an expected period of time, and the processor usage is at higher-than-normal levels.
- The processor is used at higher-than-normal levels, a workstation operator experiences terminal lockout, or there is a high channel activity to an IBM Workload Scheduler for z/OS database.

Turn to “LOOP procedure” on page 16 to describe the problem.



## MSG

Choose the **MSG** keyword to specify a message failure. You use this keyword when an IBM Workload Scheduler for z/OS problem causes an IBM Workload Scheduler for z/OS error message. The message might appear at the system console or in the IBM Workload Scheduler for z/OS message log, or both. If you use the end-to-end feature, the messages also appear in the STDLIST subdirectory of the work directory (defined by the WRKDIR keyword of the TOPOLOGY statement).

The messages issued by IBM Workload Scheduler for z/OS appear in the following formats:

```
EQQFnnnC  
EQQFFnnC  
EQQnnnnC
```

The message is followed by the message text. The variable components represent: **F** or **FF**

The IBM Workload Scheduler for z/OS component that issued the message **nn**, **nnn**, or **nnnn**

The message number

**C** A severity code of I (information), W (warning), or E (error).

### IBM Workload Scheduler for z/OS message-number examples

```
EQQW002E  
EQQSU21E  
EQQ0370W
```

The message log of the end-to-end server can list also IBM Workload Scheduler messages. They have the following format:

```
AWS<component_code><numeric_identifier><severity>
```

See the IBM Workload Scheduler *Administration and Troubleshooting Guide* for message reference.

If the message of the log file contained in the STDLIST directory does not have the EQQ or AWS prefixes, your problem is probably not associated with IBM Workload Scheduler for z/OS, and you should not use the MSG keyword.

Turn to “Message (MSG) procedure” on page 16 to describe the problem.

**Note:** In cases such as the following, you might want to use **INCORROUT** in addition to the MSG keyword:

- A message describes conditions that do not apply to the actual program operation.
- A message text has not appeared.
- A message text appears to contain incorrect data.
- IBM Workload Scheduler for z/OS has printed a message that starts with EQQ and the message is not documented, or is not documented correctly, in *Messages and Codes*.
- A message is issued under conditions that should not have resulted in it being issued.

## PERFM

Choose the **PERFM** keyword when one or more of the following symptoms appear:

- IBM Workload Scheduler for z/OS event processing or commands, including commands entered from a terminal in session with IBM Workload Scheduler for z/OS, take an excessive amount of time to complete.
- IBM Workload Scheduler for z/OS performance characteristics do not meet explicitly stated expectations. Describe the actual and expected performances and the explicit source of the performance expectation.

Turn to “Performance (PERFM) procedure” on page 17 to describe the problem.

## WAIT

Choose the **WAIT** keyword when one or more of the following symptoms appear:

- The IBM Workload Scheduler for z/OS program, or any program that services this program, has suspended activity while waiting for a condition to be satisfied without issuing a message to indicate why it is waiting.
- The console operator cannot enter commands or otherwise communicate with IBM Workload Scheduler for z/OS, and IBM Workload Scheduler for z/OS does not appear to be in a loop.
- If the last instruction executed was not a WAIT SVC instruction (X'0A01'), you might not be in a true wait state. You should then analyze the problem further to determine whether you are in a loop or executing code as expected.

See “WAIT” to describe the problem.

---

## Chapter 3. Problem analysis procedures

This chapter details the procedures that you use to further describe a problem. First, you gather the information for the specific problem type. Then you provide the information that is common to all problems (see “Information needed for all problems” on page 24). You should compile this information even if you are unable to identify the specific problem type.

---

### Information needed for a specific problem type

When you have chosen a problem-type keyword, see Chapter 2, “Initial problem analysis,” on page 9, collect problem documentation and create a keyword string to describe the problem. To do this, gather the information for the specific problem (the associated keyword is in parentheses).

- System or user abnormal-termination procedure (ABEND or ABENDU)
- Documentation procedure (DOC)
- Incorrect output procedure (INCORROUT)
- Loop procedure (LOOP)
- Message procedure (MSG)
- Performance procedure (PERFM)
- Wait procedure (WAIT)
- Procedure to resolve event-reapplying problems at controller startup

After collecting the documentation using a specific procedure, go to “Information needed for all problems” on page 24 to complete the problem description. You can use the IBM Workload Scheduler for z/OS problem description sheet, see Appendix C, “Problem description sheet,” on page 519, to record all the information related to the problem.

### Abnormal termination (ABEND or ABENDU) procedure

A malfunction in the system can cause an abnormal termination (abend). Abend categories are:

- User abend
- System abend
- Program check abend.

**User abends** originate in the application program. IBM Workload Scheduler for z/OS abend codes are documented in Appendix A, “Abend codes,” on page 513 and also in *Messages and Codes*

**System abends** can occur, for example, when a system supervisor-call instruction (SVC) is issued in a program with an incorrect event-control-block (ECB) address. Refer to *z/OS Codes* and *z/OS Messages*

**Program check abends** are hardware-detected error conditions, such as a store to an invalid address or an attempt to execute an invalid instruction.

To correct the problem, you need to know which part of the code the problem is in. For any abend, you need to determine which module failed. For example, was the failure in:

- An IBM Workload Scheduler for z/OS module?

- User-written code, an exit, or an IBM Workload Scheduler for z/OS program interface (PIF) application?
- Another IBM licensed program running in the IBM Workload Scheduler for z/OS address space?
- A PIF application running in another address space?
- The Dynamic Workload Console?

If your IBM Workload Scheduler for z/OS problem is an abnormal termination, you should:

1. Determine the name of the active IBM Workload Scheduler for z/OS task. The active task can be determined only if you have a dump data set. You can use the SYSMDUMP dump data set and format the output using interactive problem control system (IPCS).
2. Check the name of the failing load module. If the first 3 characters are EQQ, an IBM Workload Scheduler for z/OS module has abended.
3. Locate and record the abend code.
4. Locate and record the name of the failing module and the offset of the failing instruction in the current CSECT of that module. The address of the failing instruction is given by the program status word (PSW) at entry to the abend information.

Locate the failing instruction in the dump. The base register will normally be register 11 or 12. Determine the values of these registers by locating the Registers at entry to ABEND area in the dump. Either register 11 or register 12 will have a value that is less than the address of the failing instruction but within X'1000' of this address. This register is the base register, which you use to find the beginning of the failing CSECT in the dump. At offset 5 in the failing CSECT, you will find a module identification that contains the name of the failing CSECT and the compilation date of this CSECT.

5. Record the name and compilation date of the failing CSECT. Calculate and record the offset of the failing instruction in the failing CSECT.
6. Locate the save-area trace information in the dump. You should be able to find a line containing AT EP entry-point-name in the save-area trace. The entry-point-name is the module identification of the failing CSECT. The first word on the same line is the name of the failing load module.
7. Record the name of the failing load module.
8. Compile the required information described in "Information needed for all problems" on page 24.

IBM Workload Scheduler for z/OS abend codes are listed in Appendix A, "Abend codes," on page 513.

**Note:** This procedure does not apply to the end-to-end server address space when the failing module is a USS process.

### **The diagnostic file (EQQDUMP)**

When IBM Workload Scheduler for z/OS internal validity checking discovers error conditions within the network communication function, debugging information is written to the IBM Workload Scheduler for z/OS diagnostic file (defined by ddname EQQDUMP). For serious error conditions, IBM Workload Scheduler for z/OS abends with user code 3999 as well.

The diagnostic information consists of message EQQ0000T, which gives the name of the module in error and the reason for the error, in two 8-byte character strings. IBM Workload Scheduler for z/OS also writes a formatted version of the trace

table to the diagnostic file. In most situations, IBM Workload Scheduler for z/OS will also “snap” the data that it considers to be in error.

**Trace information:**

IBM Workload Scheduler for z/OS maintains an internal trace to make it possible to see the order that its modules have been invoked in prior to an abend. The trace is wraparound with an end mark after the last trace entry added. Each entry consists of two 8-byte character fields: the module name field and the reason field. The end mark consists of a string of 16 asterisks (X'5C'). For most abnormal terminations, a trace table is written in the diagnostic file (EQQDUMP). These trace entries are intended to be used by IBM staff when they are diagnosing IBM Workload Scheduler for z/OS problems.

A trace entry with reason PROLOG is added on entry to the module. Similarly, an entry with EPILOG is added at exit from the module. When trace entries are added for other reasons, the reason is provided in the reason field. When the dump is online, in machine readable format, the trace table can normally be found by scanning the dump and searching for the strings PROLOG or EPILOG. There are several trace tables in the dump; one for each IBM Workload Scheduler for z/OS task.

Alternatively, the address of the trace table, and its end mark, can be found in the IBM Workload Scheduler for z/OS BIB block. This block is found via register 13 in a dump.

- If the dump was produced by a user abend (3900 or 3999), the address of the BIB is found by looking at offset X'4' of the area that register 13 points to. This offset contains a pointer to another area where the address of the BIB is found at offset X'48'. The BIB block is easy to identify because its first characters hold the string BIB.
- If the dump was produced by any other abend, register 13 points directly to an area where the address of the BIB is found at offset X'48'.

The address of the trace table is found at offset X'440' in the BIB, and the address of the end mark of the trace is found at offset X'448'.

## Documentation (DOC) procedure

If your problem is related to IBM Workload Scheduler for z/OS documentation, perform the following steps:

1. Identify the order number of the manual that contains the inaccurate information. The order number appears on the back cover of the manual in the form *xxxx-xxxx-yy*, where *yy* is a 2-digit revision code. Be sure to include the revision code if it appears.

Technical newsletters (TNLs) are issued for some manuals. TNLs consist of updated pages for a manual. If you are reporting inaccurate information contained in a TNL, identify the TNL number. You will find this number, in the form *xxxx-xxxx*, at the top of any page in the TNL.

2. Indicate the page or pages in the document that contain the incorrect or incomplete information.
3. Prepare a description of the problem that was caused by the incorrect or incomplete information.
4. Gather the required documentation described in “Information needed for all problems” on page 24.

## Incorrect output (INCORROUT) procedure

If your problem concerns incorrect output, perform the following steps:

1. Specify which output is incorrect.
2. Specify how the output differs from what was expected:
  - Is all or part of the output missing?
  - Is the output duplicated?
  - Is there more output than expected?
  - Is the output incorrect?

**Note:** Sometimes problems with other licensed programs or an exit can generate incorrect output.

3. Compile the required documentation described in “Information needed for all problems” on page 24.

## LOOP procedure

If your problem type is LOOP, perform the following steps:

1. Use the IBM Workload Scheduler for z/OS message log or system console log to help you identify what happened just before the program loop occurred.
2. Obtain a dump, using the z/OS DUMP command. If the dump options do not include RGN and GRSQ, then both options should be specified as SDATA values on the DUMP command.
3. Document instruction addresses from within the loop, if possible.
4. Provide a description of the situation leading up to the problem.
5. Gather the required documentation described in “Information needed for all problems” on page 24.

## Message (MSG) procedure

If your IBM Workload Scheduler for z/OS problem type is MSG, perform the following steps:

1. Look up the message in *Messages and Codes* for an explanation. This manual includes information on what action IBM Workload Scheduler takes and what action the operator should take in response to a message. If you plan to report the problem, gather the documentation before you take action.
2. Copy the message identifier and the message text. The IBM Support Center representative needs the exact message text.
3. Supplement the MSG keyword with the message identifier. You use the supplemented keyword in your keyword string when searching the software support database. The keyword format can be one of the following:

`MSGEQQFnnnC`  
`MSGEQQFFnnC`  
`MSGEQQnnnnC.`

The variable components represent:

**F or FF**

The IBM Workload Scheduler for z/OS component that issued the message

**nn, nnn, or nnnn**

The message number, from 000 to 999

**C** A severity code of I ( information), W (warning), or E (error).

Message-number examples

`EQQW002E`  
`EQQSU21E`

4. Compile the required documentation described in “Information needed for all problems” on page 24.

## Performance (PERFM) procedure

If your problem concerns performance, perform the following steps:

1. Check that all the parameters have been set as described in the section about how tuning the controller and tracker of *Customization and Tuning*.
2. Document the actual performance, the expected performance, and the source of information for the expected performance. If a document is the source, note the order number and page number of the document.
3. Document the information about your operating environment, such as:
  - The number of active initiators, number of TSO users, and number of IBM Workload Scheduler for z/OS users connected.
  - Other licensed programs that are active in your environment.
  - Any user modifications to the program. Exits, REXX programs, and command lists can affect performance. You should consider whether the user-installed code, REXX programs, or CLISTs are contributing to the problem.
4. If you are using the end-to-end feature, document the network topology.
5. Document any modifications to your system. Performance problems can be related to various system limitations. Your market division representative might be able to identify possible causes of a performance problem.
6. Compile the required documentation described in “Information needed for all problems” on page 24.
7. Obtain a dump, using the z/OS DUMP command.

## WAIT procedure

If your problem type is WAIT, perform the following steps:

1. Research the activity before the system activity was suspended, identifying any operations that are in the wait state.
2. Specify any messages that were sent to the IBM Workload Scheduler for z/OS message log or to the system console.
3. Obtain a dump by using the z/OS DUMP command. If the dump options do not include RGN and GRSQ, then specify both options as SDATA values on the DUMP command. Format the trace table contained in the dump, and determine which task issued the WAIT.

Alternatively, determine the module in which the WAIT occurred by locating the address of the last instruction that ran. This instruction should be a WAIT SVC (X'0A01'), otherwise perform further analysis to determine if the program is in a loop or if the code is running as expected:

- a. Record the name and the compilation date of the module.
  - b. Record the offset into the module.
  - c. Provide a description of the situation leading up to the problem.
4. Gather the required documentation as described in “Information needed for all problems” on page 24.

## Procedure to resolve event-reapplying problems at controller startup

When the controller starts and a current plan already exists, you must ensure that no JT events were lost while the controller was stopped. JTOPTS CURRPLAN is the statement used by the controller to determine from which current plan to start. You can set it to one of the following values:

- Set CURRPLAN(NEW) to start from the latest valid new current plan (NCP) and apply all the events logged in EQQJTARC and in the current EQQJTxx.
- OR -
- Set CURRPLAN(CURRENT) to start from the inactive current plan and apply the events logged in EQQJTxx with a date and time later than the inactive current plan backup.

**Note:** For detailed information about the JTOPTS statement, see *Customization and Tuning*.

However, if you set the CURRPLAN(CURRENT) option and the controller finds some inconsistencies, the option is not applied and you are requested to set CURRPLAN(NEW). The restarting process then runs based on the checkpoint data set EQQCKPT, which contains information about the current status of IBM Workload Scheduler for z/OS.

If problems occur during the restart, you can understand what went wrong by analyzing the initial values stored in the current plan VSAM headers, checkpoint data set, and job-tracking files. This data, however, might have changed or been lost during the restarting process and be difficult to reproduce. To prevent this problem, IBM Workload Scheduler for z/OS logs the following messages and provides you with the following modify command:

- Message EQQN140I, to show the checkpoint data set content at controller startup and stop.
- Message EQQN141I, to show the checkpoint data set content when the restart processing begins.
- Modify command `/F subsystem,DCKPT` to show the checkpoint data set header.

The following scenario describes how these messages and command help you to understand what happened when the controller restarts.

### Understanding the restarting process

The following scenario describes how you can use EQQMLOG and modify command `/F subsystem,DCKPT` to understand what happens when the controller restarts. Suppose that you:

1. Start the controller after a REFRESH function. EQQMLOG stores message EQQN140I to show the checkpoint data set header at startup. The value for PLAN EXISTING is N, meaning that a current plan does not exist (because the restart occurred after a REFRESH).

**Note:** In this scenario JTOPTS is set to CURRPLAN(CURRENT).

```
...
03/20 17.16.22  EQQZ015I  INIT STATEMENT:          CURRPLAN(CURRENT)
....
03/20 17.16.22  EQQN140I  CKPT FILE AT START TIME
03/20 17.16.22  EQQN140I  -----
03/20 17.16.22  EQQN140I  CKPT FILE JUST INITIALIZED: N
```



```

03/20 17.16.22 EQQN140I BACKUP IN PROGRESS      : N
03/20 17.16.22 EQQN140I INACTIVE PLAN DATA SET : EQQCP2DS
03/20 17.16.22 EQQN140I CURRENT JT NUMBER      : 05
03/20 17.16.22 EQQN140I LAST ARCHIVED JT NUMBER : 04
03/20 17.16.22 EQQN140I PLAN EXISTING          : N
03/20 17.16.22 EQQN140I ACTIONS ON NCP         : NO ACTIONS NEEDED
03/20 17.16.22 EQQN140I -----

```

Because a current plan does not exist, the following message EQQN141I does not provide information that is useful for the controller restarting decision.

```

03/20 17.16.24 EQQN141I CKPT DATA AFTER RESTART DECISION
03/20 17.16.24 EQQN141I -----
03/20 17.16.24 EQQN141I INACTIVE PLAN DATA SET      : EQQCP2DS
03/20 17.16.24 EQQN141I OCP LAST BACKUP TIMESTAMP   :
03/20 17.16.24 EQQN141I USED LAST BACKUP TIMESTAMP  :
03/20 17.16.24 EQQN141I EVENTS FOUND                : N
03/20 17.16.24 EQQN141I JTARC MAY BE TRUNCATED     : N
03/20 17.16.24 EQQN141I SYMPHONY CURRENT RUN NUMBER : 0000
03/20 17.16.24 EQQN141I -----

```

Message EQQN105W provides you with even more detailed information:

```

03/20 17.16.24 EQQN105W NO VALID CURRENT PLAN EXISTS. CURRENT PLAN VSAM
I/O IS NOT POSSIBLE

```

Message EQQN012I informs you that, as soon as you create a plan, all job-tracking events will be stored in file EQQJT05 (this is the JT number 05 shown in the previous message EQQN140I):

```

03/20 17.16.24 EQQN012I JOB TRACKING EVENTS ARE NOW BEING LOGGED ON FILE
EQQJT05

```

To look at the entire content of the checkpoint data set, enter the following modify command:

```
/F subsys,DCKPT
```

```

EQQZ024I LAST CKPT HEADER GET/PUT
EQQZ024I START ADDRESS: 0007FF68 TIME: 130320 1716488
EQQZ024I 000000 F0F0F0F0 F0F0F0F0 F0F00000 00000000 *0000000000...*
EQQZ024I 000010 00004040 40404040 40404040 C5D8D8C3 *.. E*
EQQZ024I 000020 D7F1C4E2 C5D8D8C3 D7F2C4E2 F0F5F0F4 *PIDSEQQCP2DS0*
EQQZ024I 000030 F0F5D500 00000000 00000000 D5D5D5C5 *05N.....N*
EQQZ024I 000040 D8D8D1E2 F1C4E2D5 F1F0C8E6 E2F9F1F0 *QQJS1DSN10HWS*
EQQZ024I 000050 F040D500 00000000 404040D6 00640000 *0 N..... 0.*
EQQZ024I 000060 00000000 00000000 *..... *
EQQZ048I A MODIFY COMMAND HAS BEEN PROCESSED. MODIFY CWSG,DCKPT

```

**Note:** The layout is mapped by the “OPC - OPCSTAT record” on page 400.

2. Create a new current plan by running a DP batch. EQQMLOG records that a new current plan (NCP) is created, named EQQCP2DS. The inactive plan is EQQCP1DS, the current job-tracking file is EQQJT01, and EQQJT05 was archived in EQQJTARC.

```

03/20 17.29.27 EQQN121I A DAILY PLANNING ACTIVITY WAS STARTED
03/20 17.29.57 EQQN120I DP BATCH NCP CREATION PHASE ENDED
03/20 17.29.57 EQQN116I A NEW NCP HAS BEEN CREATED
...
03/20 17.29.58 EQQN056I A CURRENT PLAN COPY PROCESS HAS STARTED
03/20 17.29.58 EQQN057I A CURRENT PLAN DATA SET WAS SUCCESSFULLY COPIED:
FROMDD=EQQNCPS, TODD=EQQCP1DS
...
03/20 17.29.59 EQQN051I A CURRENT PLAN BACKUP PROCESS HAS STARTED.
TRIGGER WAS: DP END
...
03/20 17.30.00 EQQN012I JOB TRACKING EVENTS ARE NOW BEING LOGGED ON FILE

```

```

EQQT01
...
03/20 17.30.04 EQQN056I A CURRENT PLAN COPY PROCESS HAS STARTED
03/20 17.30.05 EQQN057I A CURRENT PLAN DATA SET WAS SUCCESSFULLY COPIED:
FROMDD=EQQCP1DS, TODD=EQQCP2DS

03/20 17.30.05 EQQN090I THE JOB TRACKING LOG DATA SET DEFINED BY DDNAME
EQQT05 HAS BEEN COPIED TO THE JOB TRACKING LOG ARCHIVE
DATA SET

```

3. Stop the controller by using the `/P subsys` command. EQQMLOG shows the following messages:

```

03/20 18.09.08 EQZ000I A STOP COMMAND HAS BEEN RECEIVED
...
03/20 18.09.14 EQQN051I A CURRENT PLAN BACKUP PROCESS HAS STARTED.
TRIGGER WAS: NMM END

```

Before closing, the controller creates a current plan backup. EQQMLOG shows you the checkpoint data set information recorded *before* the CP backup, as follows:

```

03/20 18.09.14 EQQN140I CKPT FILE AT NMM ENDING: BACKUP
03/20 18.09.14 EQQN140I -----
03/20 18.09.14 EQQN140I CKPT FILE JUST INITIALIZED: N
03/20 18.09.14 EQQN140I BACKUP IN PROGRESS          : N
03/20 18.09.14 EQQN140I INACTIVE PLAN DATA SET    : EQQCP1DS
03/20 18.09.14 EQQN140I CURRENT JT NUMBER          : 01
03/20 18.09.14 EQQN140I LAST ARCHIVED JT NUMBER     : 05
03/20 18.09.14 EQQN140I PLAN EXISTING              : Y
03/20 18.09.14 EQQN140I ACTIONS ON NCP              : NO ACTIONS NEEDED
03/20 18.09.14 EQQN140I -----

03/20 18.09.19 EQQN056I A CURRENT PLAN COPY PROCESS HAS STARTED
03/20 18.09.19 EQQN057I A CURRENT PLAN DATA SET WAS SUCCESSFULLY COPIED:
FROMDD=EQQCP2DS, TODD=EQQCP1DS
03/20 18.09.19 EQQN090I THE JOB TRACKING LOG DATA SET DEFINED BY DDNAME
EQQT01 HAS BEEN COPIED TO THE JOB TRACKING LOG ARCHIVE
DATA SET

```

After the CP backup completes, the checkpoint data set information is updated. EQQMLOG shows that the JT data set was archived, the inactive plan is EQQCP2DS, the current JT data set has become EQQT02, and the latest archived JT data set is EQQT01. For more detailed information about the archiving process, see “Job-tracking-log archiver (JL)” on page 66.

```

03/20 18.09.19 EQQN090I COPIED TO THE JOB TRACKING LOG ARCHIVE DATA SET
03/20 18.09.19 EQQN140I CKPT FILE AT NMM ENDING: LOG ARCHIVE
03/20 18.09.19 EQQN140I -----
03/20 18.09.19 EQQN140I CKPT FILE JUST INITIALIZED: N
03/20 18.09.19 EQQN140I BACKUP IN PROGRESS          : N
03/20 18.09.19 EQQN140I INACTIVE PLAN DATA SET    : EQQCP2DS
03/20 18.09.19 EQQN140I CURRENT JT NUMBER          : 02
03/20 18.09.19 EQQN140I LAST ARCHIVED JT NUMBER     : 01
03/20 18.09.19 EQQN140I PLAN EXISTING              : Y
03/20 18.09.19 EQQN140I ACTIONS ON NCP              : NO ACTIONS NEEDED
03/20 18.09.19 EQQN140I -----

```

4. Restart the controller. Message EQQN140I shows exactly the same information that was recorded in the latest run.

```

03/20 19.53.55 EQZ015I INIT STATEMENT:          CURRPLAN(CURRENT)
...
03/20 19.53.55 EQQN140I CKPT FILE AT START TIME
03/20 19.53.55 EQQN140I -----
03/20 19.53.55 EQQN140I CKPT FILE JUST INITIALIZED: N
03/20 19.53.55 EQQN140I BACKUP IN PROGRESS          : N
03/20 19.53.55 EQQN140I INACTIVE PLAN DATA SET    : EQQCP2DS
03/20 19.53.55 EQQN140I CURRENT JT NUMBER          : 02
03/20 19.53.55 EQQN140I LAST ARCHIVED JT NUMBER     : 01

```

```

03/20 19.53.55 EQQN140I PLAN EXISTING           : Y
03/20 19.53.55 EQQN140I ACTIONS ON NCP        : NO ACTIONS NEEDED
03/20 19.53.55 EQQN140I -----
...
03/20 19.53.56 EQQN141I CKPT DATA AFTER RESTART DECISION
03/20 19.53.56 EQQN141I -----
03/20 19.53.56 EQQN141I INACTIVE PLAN DATA SET      : EQQCP2DS
03/20 19.53.56 EQQN141I OCP LAST BACKUP TIMESTAMP   : 130320/17091869
03/20 19.53.56 EQQN141I USED LAST BACKUP TIMESTAMP  : 130320/17091869
03/20 19.53.56 EQQN141I EVENTS FOUND                : N
03/20 19.53.56 EQQN141I JTARC MAY BE TRUNCATED      : N
03/20 19.53.56 EQQN141I SYMPHONY CURRENT RUN NUMBER : 0000
03/20 19.53.56 EQQN141I -----
...

```

Suppose that the controller runs one day and performs all the jobs scheduled in the CP and then you run a CP backup. EQQMLOG shows that the inactive plan is now EQQCP1DS and the latest archived JT data set is EQQJT02.

```

03/21 15.48.50 EQQN051I A CURRENT PLAN BACKUP PROCESS HAS STARTED.
                TRIGGER WAS: BACKUP CMD
03/21 15.48.50 EQQN012I JOB TRACKING EVENTS ARE NOW BEING LOGGED ON FILE
                EQQJT03
03/21 15.48.53 EQQN056I A CURRENT PLAN COPY PROCESS HAS STARTED
03/21 15.48.53 EQQN057I A CURRENT PLAN DATA SET WAS SUCCESSFULLY COPIED:
                FROMDD=EQQCP1DS, TODD=EQQCP2DS
03/21 15.48.54 EQQN090I THE JOB TRACKING LOG DATA SET DEFINED BY DDNAME
                EQQJT02 HAS BEEN COPIED TO THE JOB TRACKING LOG ARCHIVE
                DATA SET

```

You can verify this information also by issuing the modify command /F *subsys*,DCKPT:

```

EQQZ024I LAST CKPT HEADER GET/PUT
EQQZ024I START ADDRESS: 0007FF68 TIME: 130321 1552432
EQQZ024I 000000 F0F0F0F0 F0F0F0F0 F0F00000 00000000 *0000000000...
EQQZ024I 000010 0000F4F1 F0F3F2F0 F2F4F0F0 C5D8D8C3 *.4103202400E
EQQZ024I 000020 D7F2C4E2 C5D8D8C3 D7F1C4E2 F0F3F0F2 *P2DSEQQCP1DS0
EQQZ024I 000030 F0F5D500 00000000 00000000 E8D5D5C5 *05N.....Y
EQQZ024I 000040 D8D8D1E2 F1C4E2D5 F1F0C8E6 E2F9F1F0 *QQJS1DSN10HWS
EQQZ024I 000050 F040D500 00000000 404040D6 00640000 *0 N..... 0.
EQQZ024I 000060 00000000 00000000 *.....
EQQZ048I A MODIFY COMMAND HAS BEEN PROCESSED. MODIFY CWSG,DCKPT

```

5. As you continue to work, you add new occurrences to the plan. You then force the controller to immediately stop with a CANCEL function.
6. When you restart the controller, EQQMLOG shows you that the inactive plan is EQQCP1DS and the latest archived JT data set is EQQJT02:

```

03/21 15.55.46 EQQN140I CKPT FILE AT START TIME
03/21 15.55.46 EQQN140I -----
03/21 15.55.46 EQQN140I CKPT FILE JUST INITIALIZED: N
03/21 15.55.46 EQQN140I BACKUP IN PROGRESS          : N
03/21 15.55.46 EQQN140I INACTIVE PLAN DATA SET     : EQQCP1DS
03/21 15.55.46 EQQN140I CURRENT JT NUMBER           : 03
03/21 15.55.46 EQQN140I LAST ARCHIVED JT NUMBER     : 02
03/21 15.55.46 EQQN140I PLAN EXISTING              : Y
03/21 15.55.46 EQQN140I ACTIONS ON NCP             : NO ACTIONS NEEDED
03/21 15.55.46 EQQN140I -----

```

The controller uses the information shown in message EQQN141I to decide how to restore a correct current plan. The inactive plan EQQCP1DS is used as the start plan and the events stored in EQQJT03 after the backup date and time 130321/13485048 are applied. The following messages are recorded to show that the inactive plan EQQCP1DS is copied to EQQCP2DS:

```

03/21 15.55.49 EQQN056I A CURRENT PLAN COPY PROCESS HAS STARTED
03/21 15.55.49 EQQN057I A CURRENT PLAN DATA SET WAS SUCCESSFULLY COPIED:
FROMDD=EQQCP1DS, TODD=EQQCP2DS

```

The following messages show that EQQJT03 is used to update the plan before archiving it, EQQJT04 becomes the current JT data set, and EQQCP1DS becomes the current plan after the CP backup completes. You are also shown that the catch-up process identified and applied all the events required to restore a correct plan:

```

03/21 15.55.50 EQQN058I THE SCHEDULER WILL RECOVER THE CP DATA SET FROM
THE JTLOGS
03/21 15.55.50 EQQN058I PLEASE BE PATIENT. THIS WILL TAKE A WHILE
03/21 15.55.50 EQQN014I THE JOB TRACKING LOG DATA SET, DDNAME EQQJT03 ,
HAS BEEN USED TO UPDATE THE CURRENT PLAN.
2 EVENTS HAVE BEEN APPLIED TO DD-NAME EQQCP2DS
03/21 15.55.50 EQQN051I A CURRENT PLAN BACKUP PROCESS HAS STARTED.
TRIGGER WAS: CATCH UP
03/21 15.55.53 EQQN056I A CURRENT PLAN COPY PROCESS HAS STARTED
03/21 15.55.54 EQQN057I A CURRENT PLAN DATA SET WAS SUCCESSFULLY COPIED:
FROMDD=EQQCP2DS, TODD=EQQCP1DS
03/21 15.55.54 EQQN012I JOB TRACKING EVENTS ARE NOW BEING LOGGED ON FILE
EQQJT04
03/21 15.55.54 EQQN013I JOB TRACKING IS NOW ACTIVE AND CURRENT PLAN
DD-NAME IS EQQCP1DS

```

## Description of messages EQQN140 and EQQN141

Messages EQQN140 and EQQN141 are informational. EQQN140 is issued at controller startup and stop, and shows the following information:

CKPT FILE AT: &phase

```

-----
CKPT FILE JUST INITIALIZED: &NEWCKPT
BACKUP IN PROGRESS          : &BACKUP
INACTIVE PLAN DATA SET     : &OLDCP
CURRENT JT NUMBER           : &CURRJT
LAST ARCHIVED JT NUMBER     : &LASTJT
PLAN EXISTING                : &VALCP
ACTIONS ON NCP              : &NCPSTAT
-----

```

Where:

### CKPT FILE AT

It can be one of the following values:

#### START TIME

Controller has just started.

#### NMM ENDING: BACKUP

Controller is stopping and the current plan is being backed up.

#### NMM ENDING: LOG ARCHIVE

Controller is stopping, the current plan is backed up, and the latest JT data set is archived.

### CKPT FILE JUST INITIALIZED

It can be one Y or N. Y means that the checkpoint data set has just been initialized with the default values. This might occur the first time that the controller starts, when the checkpoint data set is empty.

### BACKUP IN PROGRESS

It can be Y or N. Y means that when the controller was stopped, a backup plan was in progress, therefore the controller could not complete switching the CP and JT data set.

**INACTIVE PLAN DATA SET**

The DD name of the inactive plan (the old current plan).

**CURRENT JT NUMBER**

The name of the current JT data set.

**LAST ARCHIVED JT NUMBER**

The name of the latest archived JT data set.

**PLAN EXISTING**

It can be Y or N. Y means that a current plan exists.

**ACTION ON NCP**

The status related to the creation of CP. Possible values are:

**NCP TO BE USED AS CURRENT PLAN**

The new current plan is to be used by the controller as the current plan.

**NCP UNDER CREATION, DP BATCH IS WORKING ON IT**

A DP batch command is running to create a new plan.

**NO ACTIONS NEEDED**

No action to be done on the NCP.

EQQN141 is issued after the restarting decision was taken and shows the following information:

```

CKPT DATA &phase
-----
INACTIVE PLAN DATA SET      : &OLDCP
OCP LAST BACKUP TIMESTAMP   : &DTCP
USED LAST BACKUP TIMESTAMP  : &DTUS
EVENTS FOUND                 : &EVENT
JTARC MAY BE TRUNCATED      : &JTARCT
SYMPHONY CURRENT RUN NUMBER : &SYMPHN
-----

```

Where:

**CKPT DATA**

It always has the value AFTER RESTART DECISION.

**INACTIVE PLAN DATA SET**

The DD name of the inactive plan (the old current plan).

**OCP LAST BACKUP TIMESTAMP**

Date and time of the latest backup in the inactive CP data set.

**USED LAST BACKUP TIMESTAMP**

Date and time that the latest backup was actually used. Normally it is the same as OCP LAST BACKUP TIMESTAMP. However, if a backup was in progress at stop time and the backup is not reliable, the controller considers the date and time of the first event in the current JT data set as the latest backup. This date is used to decide which events are to be applied.

**EVENTS FOUND**

Events to be applied are found in the JT data set.

**JTARC MAY BE TRUNCATED**

It can be Y or N. Y means that the latest archived JT data set was not complete and that data might have been lost.

## SYMPHONY CURRENT RUN NUMBER

If a Symphony plan exists, it indicates its current number.

---

### Information needed for all problems

Even when you are unable to identify a problem type, you should gather the following information for any problem you have. Begin your initial problem analysis by examining the contents of the message log data set. Record relevant information on a copy of the IBM Workload Scheduler for z/OS problem description sheet provided in Appendix C, "Problem description sheet," on page 519.

1. Obtain a copy of the IBM Workload Scheduler for z/OS message log. This is a sequential data set defined by the EQQMLOG ddname.
2. Record the IBM Workload Scheduler for z/OS component ID: 5698-T08. The component ID should be the *first* keyword in the string preceding the problem type and other modifier keywords.
3. Record the maintenance level for all operating environments, particularly those for z/OS, JES, ISPF, and RACF®.
4. Document any additional program temporary fixes (PTFs) or APARs that have been applied to your level of IBM Workload Scheduler for z/OS.
5. If the problem is within the network communication function, obtain copies of the IBM Workload Scheduler for z/OS EQQDUMP file.
6. Obtain copies of the IBM Workload Scheduler for z/OS diagnostic files defined to the user address space and to the subsystem address space by SYSMDUMP.
7. Obtain a copy of the system log.
8. If the problem involves end-to-end scheduling, obtain a copy of the work directory in the following way:
  - a. Identify the work directory. To do this, read in the configuration parameter the value of the WRKDIR keyword of the TOPOLOGY statement.
  - b. Create a tar file of the work directory. To do this:
    - 1) Logon on a USS shell (using OMVS or telnet).
    - 2) Assure that you are running with uid 0 (use the *id* command to see your uid). If you are authorized to the BPX.SUPERUSER RACF facility class, issue the *su* command to obtain uid 0.
    - 3) Create the tar file by entering this command:

```
tar cvzf tarfilename workdirectory
```
  - c. Collect TWSIN and TWSOU.
  - d. Collect the topology information in the PARMLIB library (DD name EQQPARM).
9. Reconstruct the sequence of events leading to the problem. Include any commands entered just before the problem occurred.

Write down the exact events that lead to the problem:

  - a. What was the first indication of the problem?
  - b. What were you trying to do?
  - c. What should have happened?
  - d. What did happen?
  - e. Can you re-create the problem?
10. Specify any unique information about the problem or about your system:
  - a. Indicate any other applications that were running when the problem occurred.

- b. Describe how IBM Workload Scheduler for z/OS was started.
- c. Describe all user modifications to active IBM Workload Scheduler for z/OS programs.

If more information is needed, an IBM Support Center representative will guide you concerning any additional diagnostic traces that you can run.

For information about diagnosing problems with the APPC/z/OS subtask, see "APPC/z/OS (PP)" on page 55.

## Information to collect for OCL problems

Information to collect when you encounter OCL problems

If you receive an error message related to OCL, gather the following information, for any problem that you have.

1. Reconstruct the sequence of events leading up to the problem. Include any commands entered just before the problem occurred.

Write down the exact events that lead to the problem:

- a. What was the first indication of the problem?
  - b. What were you trying to do?
  - c. What should have happened?
  - d. What did happen?
  - e. Can you re-create the problem?
2. Obtain a copy of the OCL job log.
  3. Collect a SLIP dump for the message.
  4. Collect the PIF trace.
  5. Indicate any other applications that were running when the problem occurred.

## Information to collect for restart and cleanup problems

Information to collect when you encounter restart and clean up problems

If you receive an error message related to restart and cleanup problems, gather the following information:

1. Reconstruct the sequence of events leading up to the problem. Include any commands entered just before the problem occurred. Write down the exact events that lead to the problem:
  - a. What was the first indication of the problem?
  - b. What were you trying to do?
  - c. What should have happened?
  - d. What did happen?
  - e. Can you re-create the problem?
2. Obtain a copy of the job log of the first job you submitted.
3. Obtain a copy of the restart and cleanup job log or of the stand-alone cleanup job log.
4. Obtain a copy of the controller MLOG.
5. Obtain a copy of the data store MLOG.
6. Obtain a copy of the unstructured data files.
7. Indicate any other applications that were running when the problem occurred.

## Information to collect for critical path problems

Information to collect when you encounter critical path problems

If you receive an error message related to critical path problems, gather the following information:

1. When possible, reconstruct the sequence of events that caused the problem. Include any commands entered just before the problem occurred.
  - a. What was the first indication of the problem?
  - b. What were you trying to do?
  - c. What should have happened?
  - d. What did happen?
2. Before running the daily plan batch, collect an APAR tape including the new current plan and a console dump including data spaces as shown below:

```
DUMP COMM=(reason for taking dump)
R xx,JOBNAME=(ZZZZ),CONT
R xx,DSPNAME=('ZZZZ'.*),CONT
R xx,SDATA=(COUPLE,ALLNUC,LPA,LSQA,PSA,RGN,SQA,TRT,
CSA,GRSQ,XESDATA,WLM),END
```

where:

**xx** Specify the replay number ID.

**ZZZZ** Specify the name of the controller.

## Information to collect for JCL editing problems

Information to collect when you encounter JCL editing problems

If you receive an error message that is related to JCL editing, gather the following information, for any problem that you have.

1. Reconstruct the sequence of events that caused the problem. Include any commands that you entered just before the problem occurred.

Write down the exact events that lead to the problem:

- a. What was the first indication of the problem?
  - b. What were you trying to do?
  - c. What should have happened?
  - d. What did happen?
  - e. Can you re-create the problem?
2. Obtain a copy of the controller MLOG.
  3. Obtain a copy of the server MLOG.
  4. Obtain a copy of the Joblib data set.

## Information to collect for migration problems

Information to collect when you encounter migration problems

If you receive an error message that is related to migration, gather the following information, for any problem that you have.

1. Reconstruct the sequence of events that caused the problem. Include any commands that you entered just before the problem occurred.

Write down the exact events that lead to the problem:

- a. What was the first indication of the problem?
  - b. What were you trying to do?
  - c. What should have happened?
  - d. What did happen?
  - e. Can you re-create the problem?
2. Collect the JCL used to run the migration.
  3. Collect the input data sets.



4. Collect the output data sets, if generated.
5. Collect the EQQDUMP data set.
6. Obtain a copy of the controller MLOG.

## Information to collect for application description problems

Information to collect when you encounter application description problems

If you receive an error message related to JCL, gather the following information, for any problem that you have.

1. Reconstruct the sequence of events leading up to the problem. Include any commands entered just before the problem occurred.  
Write down the exact events that lead to the problem:
  - a. What was the first indication of the problem?
  - b. What were you trying to do?
  - c. What should have happened?
  - d. What did happen?
  - e. Can you re-create the problem?
2. Obtain a copy of the Application Description and Work Station (WS) cluster files.
3. Obtain a copy of the controller and server MLOGs.
4. Obtain a copy of the DUMP data set, if available.

## Information to collect for monitoring problems

Information to collect when you encounter monitoring problems

If you receive an error message related to JCL, gather the following information, for any problem that you have.

1. Reconstruct the sequence of events that caused the problem. Include any commands that you entered just before the problem occurred.  
Write down the exact events that lead to the problem:
  - a. What was the first indication of the problem?
  - b. What were you trying to do?
  - c. What should have happened?
  - d. What did happen?
  - e. Can you re-create the problem?
2. Obtain a copy of the monitoring data set.
3. Obtain a copy of the controller MLOGs.
4. Obtain a copy of the system log.
5. Obtain a copy of the DUMP data set, if available.

## Information to collect for daily planning problems

Information to collect when you encounter daily planning problems

If you receive an error message related to daily planning, gather the following information, for any problem that you have.

1. Reconstruct the sequence of events that caused the problem. Include any commands that you entered just before the problem occurred.  
Write down the exact events that lead to the problem:
  - a. What was the first indication of the problem?
  - b. What were you trying to do?
  - c. What should have happened?

- d. What did happen?
  - e. Can you re-create the problem?
2. Before running the daily plan batch, collect an APAR tape including the new current plan and a console dump including data spaces as shown below:  

```
DUMP COMM=(reason for taking dump)
R xx,JOBNAME=(ZZZZ),CONT
R xx,DSPNAME=('ZZZZ'.*),CONT
R xx,SDATA=(COUPLE,ALLNUC,LPA,LSQA,PSA,RGN,SQA,TRT,
CSA,GRSQ,XESDATA,WLM),END
```

where:

**xx** Specify the replay number ID.

**ZZZZ** Specify the name of the controller.

## Information to collect for data store problems

Information to collect when you encounter daily planning problems

If you receive an error message related to data store, gather the following information, for any problem that you have.

1. Reconstruct the sequence of events that caused the problem. Include any commands that you entered just before the problem occurred.

Write down the exact events that lead to the problem:

- a. What was the first indication of the problem?
  - b. What were you trying to do?
  - c. What should have happened?
  - d. What did happen?
  - e. Can you re-create the problem?
2. Obtain the original joblog,
  3. Obtain the restart and cleanup joblog or the stand-alone cleanup joblog.
  4. Obtain a copy of the controller MLOGs, the data store MLOG.
  5. Obtain a copy of the UDF and SDF files.
  6. Obtain a copy of the EQQDUMP, if available.

## Information to collect for general service problems

Information to collect when you encounter general service problems

If you receive an error message related to data store, gather the following information, for any problem that you have.

1. Reconstruct the sequence of events that caused the problem. Include any commands that you entered just before the problem occurred.

Write down the exact events that lead to the problem:

- a. What was the first indication of the problem?
  - b. What were you trying to do?
  - c. What should have happened?
  - d. What did happen?
  - e. Can you re-create the problem?
2. Obtain a copy of the controller MLOGs.
  3. Collect the dump.
  4. Obtain a copy of the system log.

---

## **Part 2. Reference**

This part describes the major components, data areas, and DB2 tables.



---

## Chapter 4. Functional description

This chapter describes the major components of IBM Workload Scheduler for z/OS and how they fit together. These components are described here:

- Dialogs
- Description databases
- Data sets for planning, tracking, and recovery
- Batch programs
- Subsystem
- Task structure
- Subtasks.

---

### IBM Workload Scheduler for z/OS dialogs

Most users of IBM Workload Scheduler for z/OS functions use interactive system productivity facility (ISPF) panels to communicate with the product. These panels are referred to as *IBM Workload Scheduler for z/OS dialogs*. Each dialog user is also a z/OS TSO user executing in a separate address space, or in a different z/OS system.

The dialogs frequently require support from the IBM Workload Scheduler for z/OS subsystem. IBM Workload Scheduler for z/OS is a started task that must be active to run the dialogs. The z/OS subsystem interface (SSI) is used to pass requests from the user to IBM Workload Scheduler for z/OS. To process the request, this subsystem interface invokes a routine residing in common storage. If the dialogs are executed in a different z/OS system, the requests will be sent to an IBM Workload Scheduler for z/OS server on an APPC or TCP/IP session. The server will then forward the requests to the IBM Workload Scheduler for z/OS subsystem via the z/OS SSI.

Before performing any function requested by a user, the IBM Workload Scheduler for z/OS dialog function uses the system authorization facility (SAF) interface to pass the request to RACF (or a functionally equivalent security package). RACF verifies that the user is authorized to access the resources needed to run the current function. The z/OS router service calls RACF to perform this authority check if RACF is installed and active in the z/OS system. A typical request for service from a IBM Workload Scheduler for z/OS dialog to the IBM Workload Scheduler for z/OS subsystem is to access a set of database records (for example, application description records). The databases, as well as the planning data sets, are maintained and controlled by the started task.

A summary of the system components and interfaces used by IBM Workload Scheduler for z/OS dialogs is provided in Figure 1 on page 32.

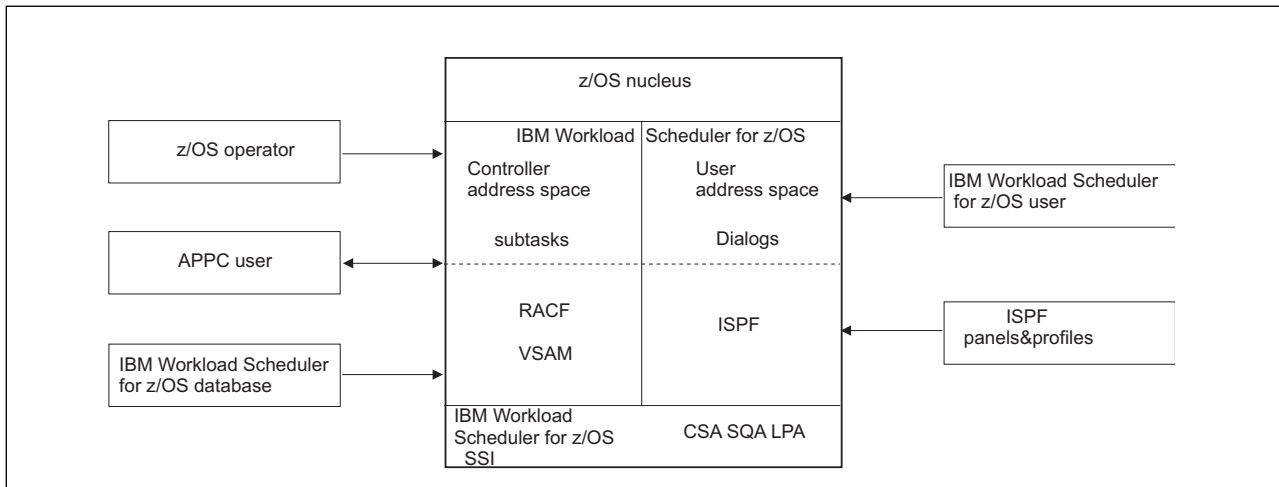


Figure 1. IBM Workload Scheduler for z/OS dialog structure

## ISPF tables

The IBM Workload Scheduler for z/OS dialogs use a number of resident ISPF tables:

### *pref*ACMDS

Is the ISPF command table. The prefix *pref* is the name of the current ISPF application. You can specify this as a value on the NEWAPPL keyword when starting the application.

### *pref*AXMDL

Is used to hold information about the dynamic ISPF data tables used in the dialogs (that is, the data tables that are created and deleted during the dialog processing). Typical information includes the table sort order, which resides here from one usage of the dialog to the next. The prefix *pref* is the name of the current ISPF application. You can specify this as a value on the NEWAPPL keyword when starting the application.

### EQQELDEF

Contains the ended-in-error-list default layouts.

### EQQEVERT

Contains definitions of ended-in-error-list layout variables.

### EQQLUDEF

Contains the list of subsystem names and associated LU names that the IBM Workload Scheduler for z/OS dialogs user can connect to.

### EQQRLDEF

Contains definitions of the ready list layouts. The layouts in this table cannot be modified or deleted in the WORKSTATION COMMUNICATION dialog.

### EQQRLOUT

Contains definitions of the ready list layouts. The layouts in this table can be modified and deleted in the WORKSTATION COMMUNICATION dialog. New ready-list layouts created by a user are held in this table.

### EQQXVART

Contains definitions of the ISPF data tables used in the dialogs.

---

## IBM Workload Scheduler for z/OS data

IBM Workload Scheduler for z/OS requires data about your installation environment and the work that is to be processed. It keeps this information in description databases. IBM Workload Scheduler for z/OS also maintains a number of other data sets for planning, tracking, and recovery purposes. Another set of data is that managed by the Data Store. IBM Workload Scheduler for z/OS data resources are described in this section.

### Description databases

The basic data that IBM Workload Scheduler for z/OS uses comes from the description databases. These are listed in Table 1.

*Table 1. IBM Workload Scheduler for z/OS description databases*

Database	Physical VSAM data set	DD name
Application description	AD	EQQADDS
Calendar	WS	EQQWSDS
Job descriptions	AD	EQQADDS
Operator instruction	OI	EQQOIDS
Period	WS	EQQWSDS
Special resource description	RD	EQQRDDS
Side information	SI	EQQSIDS
Variable table	AD	EQQADDS
Workstation description	WS	EQQWSDS

#### Application Description Database

The application description (AD) database contains application descriptions, which consist of:

- A general part
- A part for each run cycle (except for members of an application group)
- A part for each operation (except for group definitions).

#### Calendar database

The calendar (CAL) database contains data about workdays and free days for work processing.

#### Job descriptions database

The job descriptions database contains special applications containing a single processing operation.

#### Operator instruction database

The operator instruction (OI) database contains operator instructions, each of which corresponds to an operation in the AD database.

#### Period database

The period database contains data used to define run cycles for applications.

### Special resources database

The special resources database contains details about individual elements in your installation that you want to identify for scheduling purposes. For example, data sets or tape drives.

### Side information database

The side information database contains event-triggered-tracking (ETT) criteria, which are used to add occurrences to the current plan based on triggering events, and configuration information.

### Variable table database

The variable table database contains JCL variable definitions, which are grouped into tables. You can associate a variable table with a period, in the period database.

### Workstation description database

The workstation description database contains information about the different workstations at the installation.

## Data sets used for planning, tracking, and recovery

IBM Workload Scheduler for z/OS maintains two plans, the *long-term plan* and the *current plan*. The event-tracking functions collect status information about the work in progress, store this information in event data sets, and amend the current plan to reflect the status of operations. These planning and event data sets, as well as the data sets that are used for recovery, are described here.

When the end-to-end scheduling with fault tolerance capabilities feature is installed, IBM Workload Scheduler for z/OS maintains the following additional data sets:

- Input events data set (EQQTWSIN)
- Output events data set (EQQTWSOU)
- Script library (EQQSCLIB)
- Current<sup>®</sup> plan backup (EQQSCPDS)
- Centralized script data set (EQQTWSCS)

See “Tasks and data sets used for end-to-end scheduling with fault tolerance capabilities” on page 39 for details.

Every IBM Workload Scheduler for z/OS address space that uses the Restart and Clean up feature requires the allocation of a local VSAM repository for the structured information related to each job run.

Table 2. IBM Workload Scheduler for z/OS planning, tracking, and recovery resources

Resource	Physical data sets	DD name
Checkpoint data set	Checkpoint data set	EQQCKPT



Table 2. IBM Workload Scheduler for z/OS planning, tracking, and recovery resources (continued)

Resource	Physical data sets	DD name
Current plan	<ul style="list-style-type: none"> <li>• Primary current plan</li> <li>• Alternate current plan</li> <li>• New current plan</li> <li>• New current plan extension</li> <li>• Current plan extension</li> <li>• Current plan backup for the creation of Symphony®</li> <li>• Primary extended data</li> <li>• Alternate extended data</li> <li>• New extended data</li> </ul>	<ul style="list-style-type: none"> <li>• EQQCP1DS</li> <li>• EQQCP2DS</li> <li>• EQQNCPDS</li> <li>• EQQNCXDS</li> <li>• EQQCXDS</li> <li>• EQQSCPDS</li> <li>• EQQXD1DS</li> <li>• EQQXD2DS</li> <li>• EQQNxDDS</li> </ul>
Centralized script data set for end-to-end scheduling with fault tolerance capabilities	Centralized script	EQQTWSCS
Event data sets for end-to-end scheduling with fault tolerance capabilities	<ul style="list-style-type: none"> <li>• Input events</li> <li>• Output events</li> </ul>	<ul style="list-style-type: none"> <li>• EQQTWSIN</li> <li>• EQQTWSOU</li> </ul>
Script library for end-to-end scheduling with fault tolerance capabilities	Script library	EQQSCLIB
Event data sets	<ul style="list-style-type: none"> <li>• Event log</li> <li>• Event data set (01–16) for an event reader</li> </ul>	<ul style="list-style-type: none"> <li>• EQQEVDs</li> <li>• EQQEVDxx</li> </ul>
JCL repository	<ul style="list-style-type: none"> <li>• Primary JCL repository</li> <li>• Alternate JCL repository</li> </ul>	<ul style="list-style-type: none"> <li>• EQQJS1DS</li> <li>• EQQJS2DS</li> </ul>
Job library	Partitioned data set for JCL	EQQJBLIB
Job tracking	<ul style="list-style-type: none"> <li>• Job-tracking log (maximum 99)</li> <li>• JT archive data set</li> </ul>	<ul style="list-style-type: none"> <li>• EQQJTxx</li> <li>• EQQJTARC</li> </ul>
Long-term plan	Long-term plan	EQQLTDS
Restart and clean up	<ul style="list-style-type: none"> <li>• Primary index</li> <li>• Secondary index</li> <li>• Structured data files</li> </ul>	<ul style="list-style-type: none"> <li>• EQQPKIxx</li> <li>• EQQSKIxx</li> <li>• EQQSDFxx</li> </ul>
Side information	Side information	EQQSIDS

### Checkpoint (EQQCKPT)

The checkpoint data set contains information about which IBM Workload Scheduler for z/OS data sets are currently active; for example, in the case of the current plan, the primary or alternate current-plan data set. It also contains record-position information for all event data sets and the Symphony run number.

### Current plan (EQQCPnDS)

The current plan (CP) is created from the LTP, AD, RD, and WS databases. The CP consists of VSAM files created by any of the following daily planning batch programs:

- Plan next period. This creates the initial CP and thereafter extends the CP by modifying it with new information from LTP, AD, RD, WS, and the old CP (if available).
- Replan current period. This reorganizes the CP with new information from the databases.

The CP is also updated dynamically by the job-tracking functions, the MODIFY CURRENT PLAN dialog, the program interface (PIF), the application programming interface (API), Dynamic Workload Console, OCL, BCIT, and by events created from RODM notifications.

IBM Workload Scheduler for z/OS uses these VSAM data sets when creating or maintaining the current plan:

- The primary current-plan data set, DD name EQQCP1DS.
- The alternate current-plan data set, DD name EQQCP2DS.
- The new current plan (NCP) data set, DD name EQQNCPDS.
- The new current plan extension (NCX) data set, DD name EQQNCXDS.
- The current plan extension (CX) data set, DD name EQQCXDS.
- The current plan backup (SCP) for the creation of the Symphony file, DD name EQQSCPDS.
- The primary "extended data" data set EQQXD1DS
- The alternate "extended data" data set EQQXD2DS
- The new "extended data" data set EQQNXDDS

The "extended data" data sets are used in the same ways as the current plan VSAM files.

When the CP is created, extended, or modified, it is held in the new current-plan data sets, NCP and NCX. The CP turnover process copies the NCP into one of CP1 or CP2 (whichever is inactive), and then this data set becomes the *active* CP. The NCX is copied to the CX data set, and the CX data set is then copied to a data space managed by the controller.

During the creation of the current plan, the SCP data set is used as a CP backup copy for the production of the Symphony file.

The primary and alternate CP data sets (CP1 and CP2), are used in a flip-flop manner; that is, IBM Workload Scheduler for z/OS copies the active CP to the inactive data set, and then uses this newly copied data set as the active CP. The active data set is called the CP logical file.

Updates to the CX file are made in the data space. During the current plan backup process, the data space is refreshed to DASD.

For more information, see "Current plan turnover" on page 68.

### **Centralized script data set for end-to-end scheduling with fault tolerance capabilities (EQQTWSCS)**

IBM Workload Scheduler for z/OS uses the centralized script data set for end-to-end scheduling with fault tolerance capabilities to temporarily store a script when it is downloaded from the JOBLIB data set to the agent for its submission.

### **Input and output events for end-to-end scheduling with fault tolerance capabilities (EQQTWSIN and EQQTWSOU)**

These data sets are required by every IBM Workload Scheduler for z/OS address space that uses end-to-end scheduling with fault tolerance capabilities. They record

the descriptions of events related with operations running on fault-tolerant workstations and are used by both the end-to-end enabler task and the translator process in the scheduler's server.

The layouts used to map these files are DCLEVE and DCLEX0. See the corresponding sections for more information.

### **Script library for end-to-end scheduling with fault tolerance capabilities (EQQSCLIB)**

This script library data set includes members containing the job definitions for operations running on fault-tolerant workstations. It is required in the controller if you want to use end-to-end scheduling with fault tolerance capabilities. It is similar to the JOBLIB with the difference that it describes the IBM Workload Scheduler jobs. For details about the JOBREC, RECOVERY, and VARSUB statements, refer to *Scheduling End-to-end with Fault Tolerance Capabilities*.

### **Event (EQQEVDS and EQQEVNnn)**

Each IBM Workload Scheduler for z/OS system has an event data set containing records that describe the events that have occurred in the processing of work on that system. The controlling system collects these events in an event log.

The event data set is also used to checkpoint submit actions. The submit subtask uses the first record in the event data set for submit checkpointing.

### **JCL repository (EQQJS1DS and EQQJS2DS)**

IBM Workload Scheduler for z/OS maintains its own copy of JCL in the JCL repository data set for every job that it submits in the current plan. IBM Workload Scheduler for z/OS uses a primary and alternate data set for the JCL repository, EQQJS1DS and EQQJS2DS. It reorganizes the JCL repository data set that is in use by copying it to the alternate data set and then switching over to use the newly copied data set. The value you specify on the MAXJSFILE keyword defines if the JCL repository should be automatically copied and how often the automatic copy process should occur. You can also request, or schedule, backups with the BACKUP command (see *Managing the Workload* for more information).

JCL is stored on the JS data set for each job that has been submitted in the current plan. When an occurrence is completed, IBM Workload Scheduler for z/OS locates all records in the JS data set for that occurrence and flags them as ready for deletion. At the same time, IBM Workload Scheduler for z/OS deletes from the JS file all occurrences of the same application, which were previously flagged as ready for deletion. Because JCL records remain on the JS data set until the next occurrence of the same application is set to complete, the JS file should be large enough to hold at least one occurrence of each application that IBM Workload Scheduler for z/OS runs. If you delete an occurrence, the JCL is flagged as ready for deletion and is actually deleted when the next occurrence of that application is set to complete.

If you run an application only once, the JCL remains on the JS file indefinitely. If you run many such applications, or run many applications only occasionally, or have changed operation or application names, you can use PIF to remove these unwanted records from the JS file. Two samples, EQQPFDJ and EQQPFDJ, are provided in the sample library, which you can use to list records in, or delete records from, the JS file.

The space released in the JS file cannot be reused until the file is compressed. The released space is therefore not available until the copy process is performed.

### **Job library data set (EQQJBLIB)**

The job library data set contains the JCL for the jobs and started tasks that IBM Workload Scheduler for z/OS will submit. It is required by a controller. If you already have a job library that you use for IBM Workload Scheduler for z/OS purposes, specify this data set on the EQQJBLIB statement. If not, allocate one before you start the controller.

### **Job-tracking (EQQJTxx and EQQJTARC)**

The job-tracking log contains data about all updates to the current plan. These are used during recovery to restore the current plan. The job-tracking log also contains audit trail records, which detail accesses to resources.

The job-tracking logs are linked to the new current plan data sets (EQQNCPDS). You can define a maximum of 99 job-tracking logs, with DD name EQQJTxx, where xx is the sequence number of the JT log. The job-tracking log is switched every time a current-plan copy is performed. see “Current plan turnover” on page 68.

The job-tracking archive data set is defined by the DD name EQQJTARC, and is used by the job-tracking-log archiver subtask as a repository for JT log records associated with each new current plan. The JT archive data set is copied to the tracklog (EQQTROUT) data set by the daily plan batch programs. The NM subtask empties the JT archive data set when a daily plan batch job has created a new current plan, and NCP takeover is completed successfully.

For more information about the job-tracking-log archiver subtask, see “Job-tracking-log archiver (JL)” on page 66.

### **Long-term plan (EQQLTDS)**

The long-term plan (LTP) is created from the AD, calendar, and period databases. The LTP data set is a VSAM file that is created and updated in any of the following ways:

- Create long-term plan. This creates the initial LTP.
- Extend long-term plan. This extends the LTP by appending new information to it. Depending on the value that you specify for the LTPDEPRES keyword of the BATCHOPTS initialization statement, extending the LTP will either leave the information in the existing LTP period unchanged or modify the old part of the plan.
- Modify or replan the long-term plan. This reorganizes the entire LTP, modifying it with new information from the AD, calendar, and period databases.

### **Restart and clean up data sets (EQQPKlxx, EQQSKlxx, and EQQSDFxx)**

Every IBM Workload Scheduler for z/OS address space that uses the Restart and Clean Up feature requires the allocation of a local VSAM repository for the structured information related to each job run. These data sets have the same structure as the data store VSAM files and can be allocated by running the EQQPCS07 sample. Keep in mind that every IBM Workload Scheduler for z/OS requires the allocation of a unique local VSAM repository.

### **Side information data set (EQQSIDS)**

The side information data set contains event-triggered tracking criteria and JES2 NJE node names. IBM Workload Scheduler for z/OS uses the same data set for database functions and current plan functions.

## Tasks and data sets used for end-to-end scheduling with fault tolerance capabilities

Figure 2 shows the processes and the data sets used by the controller and by the server for end-to-end scheduling with fault tolerance capabilities.

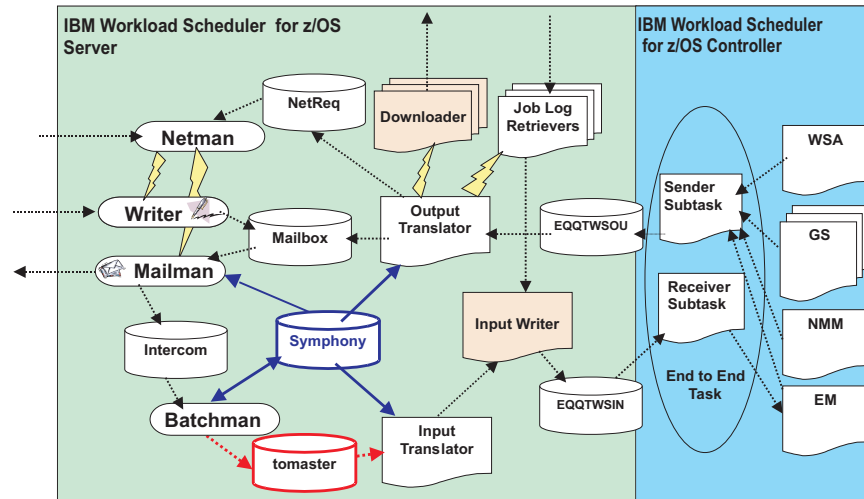


Figure 2. IBM Workload Scheduler for z/OS data sets and files for end-to-end scheduling with fault tolerance capabilities

The server address space hosts the tasks and the data sets that function as the intermediaries between the controller and the IBM Workload Scheduler domain manager at the other end of the network. In many cases these tasks and data sets are a replica of the IBM Workload Scheduler tasks and data sets.

The processes for end-to-end scheduling with fault tolerance capabilities are of two types, according to where they run:

- Controller processes. They are:
  - Sender
  - Receiver
- End-to-end server. They are:
  - Netman
  - Writer
  - Mailman
  - Batchman
  - Job log retriever
  - Output translator
  - Input translator
  - Input writer
  - Downloader

### Netman

Replicates the IBM Workload Scheduler process. It starts at system startup. It monitors the NetReq.msg queue and the IBM Workload Scheduler TCP/IP port (usually 31111). When it receives a request, it starts the Writer or Mailman processes. The request to start or stop Mailman will come from the Output Translator via the NetReq.msg queue. The request to start or

stop Writer will come from Mailman on the IBM Workload Scheduler domain manager via the TCP/IP port.

**Writer** Replicates the IBM Workload Scheduler process. It is started by Netman on request from the Mailman of the connected IBM Workload Scheduler domain manager. Writer has the task of writing the events that it receives from the remote Mailman in Mailbox.msg.

#### **Mailman**

Replicates the IBM Workload Scheduler process. Its main tasks are:

- Routing events. It reads the events stored in the Mailbox.msg queue and sends them either to the controller, writing them in Intercom.msg, or to the remote Writer on the IBM Workload Scheduler domain manager.
- Establishing the connection with the domain manager by calling the remote Netman to start Writer.
- Sending the Symphony to the other IBM Workload Scheduler nodes when a new Symphony is created.

If defined in the topology, Mailman can start other Mailman processes, called Mailman servers, to manage communication with specific workstations in the MASTERDM domain.

#### **Batchman**

Updates the Symphony file and resolves dependencies at master level. It replicates the functionality of IBM Workload Scheduler Batchman to a limited extent (submission has been removed).

#### **Job Log Retriever**

Receives from each distributed agent the log of a job run on the agent. After the Job Log Retriever has received the log, it sizes the log according to IBM Workload Scheduler for z/OS specifications, translates it from UTF-8 to the EBCDIC codepage, and sends it to the Input Writer. The retrieval of a job log is a lengthy operation and users may request several logs at the same time. For this reason, a subtask is started for each job log retrieval. The subtasks are temporary and terminate after the logs are sent to the Input Writer.

#### **Output Translator**

Receives the events in IBM Workload Scheduler for z/OS format from the outbound queue and elaborates them to activate the correct IBM Workload Scheduler function. It also translates event names from the EBCDIC codepage to UTF-8.

The Output Translator interacts with three different components depending on the type of the event:

- Starts a Job Log Retriever thread if the event is to retrieve the log of a job from an IBM Workload Scheduler distributed agent.
- Starts a Downloader thread if the event is to download the script.
- Enqueues an event in NetReq.msg if the event is to start or stop Mailman.
- Enqueues events in Mailbox.msg for the other events that are sent to update the Symphony file on the distributed agents (i.e. events for a job that has changed status, events for manual changes on jobs or workstations, or events to link/unlink workstations).
- Switches the Symphony files.

The Output Translator uses the IBM Workload Scheduler libraries to create the events and to enqueue them on the event files.

**Input Translator**

Translates the events read from the tomaster.msg to the IBM Workload Scheduler for z/OS format, including UTF-8 to EBCDIC translation, and writes them in the inbound queue.

**Sender Task**

Is a subtask of the end-to-end scheduling with fault tolerance capabilities task. It receives events from all the controller tasks that make changes in the control program and enqueues the events in the outbound queue. The events are received via SSI that is the usual method the IBM Workload Scheduler for z/OS tasks use to exchange events. The tasks that change the control program and that send events to the Sender Task are:

- General service (GS)
- Normal mode manager (NMM)
- Event manager (EM)
- Workstation analyzer (WSA)

The NMM sends events to the Sender Task during the daily planning for synchronization purposes.

**Receiver Task**

Is a subtask of the end-to-end scheduling with fault tolerance capabilities task. It receives events from the inbound queue and enqueues them to the Event Manager. The events have already been filtered and elaborated by the Input Translator.

**Input Writer**

Receives the input from Job Log Retriever and Input Translator and writes it in the inbound queue (EQQTWSIN).

**Downloader**

Sends scripts to remote agents. A thread is started for every script that must be downloaded and ends after the script has been downloaded.

IBM Workload Scheduler for z/OS uses the following data sets for end-to-end scheduling with fault tolerance capabilities:

- Data sets on z/OS:

**EQQTWSIN**

Sequential data set used to queue events sent by the server to the controller (inbound queue).

**EQQTWSOU**

Sequential data set used to queue events sent by the controller to the server (outbound queue).

**EQQSCLIB**

Partitioned data set used as a repository for the definitions of the jobs running on distributed agents. This data set is not shown in Figure 2 on page 39.

**EQQSCPDS**

VSAM data set containing a copy of the current plan used by the daily plan batch programs to create the Symphony file. This data set is not shown in Figure 2 on page 39.

**EQQTWSCS**

Sequential data set used to temporarily store a script when it is downloaded from the JOBLIB data set to the agent for its submission. This data set is not shown in Figure 2 on page 39.

- Data sets on USS. The following filesets are in the work directory which is defined through the TOPOLOGY statement.

**Symphony**

File containing the active copy of the plan used by the distributed agents. The daily planning batch job creates the Symnew file. The Translator renames Symphony in Symold and Symnew in Symphony. The Translator creates also the Sinfonia file that contains the copy of the Symphony file used by the distributed agents.

**Sinfonia**

File containing the distribution copy of the plan used by the distributed agents.

**NetReq**

File used to queue requests for the Netman process.

**Mailbox**

File used to queue events sent to the Mailman process.

**Intercom**

File used to queue events sent to the Batchman process.

**Tomaster**

File used to queue events sent to the Translator process.

## Data sets used for data store

The Data Store SYSOUT database consists of VSAM and unstructured data files and of primary and secondary indexes. They are described in the following table:

*Table 3. The data store data sets*

Database	Physical data sets	DD name
Structured data files	Data file (01-99)	EQQSDFxx
Primary index	One primary index for each Data Store	EQQPKIxx
Unstructured data files	Data file (01-99)	EQQUDFxx
Secondary index	One secondary index for each Data Store	EQQSKIxx

### Structured data files

The structured data files contain joblog SYSOUTs in a form based on the parsing of the three components of the job log, the JESJCL, the JESYSMSG and the JESMSG LG, especially the first two. User SYSOUTs are excluded from the structuring mode. These files are required.

### Unstructured data files

The unstructured data files contain joblog SYSOUTs in a flat form, as provided by the JES spool. You can check the SYSOUT with the BROWSE JOBLOG function. Note that the unstructured data file can store, if requested, also the user SYSOUTs. The activation of the unstructured data files is optional, depending on appropriate data store parameters.

### Primary index

This contains an entry for each SYSOUT whose data is stored in one of the data files.



## Secondary index

The secondary index is a variable-length key-sequenced data set (KSDS). Because it can be a single record, that corresponds to a specific secondary-key value, it can trace many primary keys.

---

## IBM Workload Scheduler for z/OS batch programs

The controller includes a set of batch programs for tasks that are not suitable for online processing. The batch programs are submitted from the dialog, using predefined JCL. Before submission, the JCL is modified from the IBM Workload Scheduler for z/OS dialog according to user specifications. Some of the batch programs use services provided by the IBM Workload Scheduler for z/OS address space.

IBM Workload Scheduler for z/OS includes the following batch-program load modules that are called by EQQBATCH:

### **EQQADCOP**

Calculate and print the run dates of an application

### **EQQADDEP**

Produce a cross-reference listing between applications and their external predecessors and successors

### **EQQADMUP**

Mass update the application descriptions

### **EQQADPRT**

Print detailed application descriptions

### **EQQAXR00**

Produce a cross-reference listing for applications

### **EQQCLPRP**

Print the periods

### **EQQCLPRT**

Print the calendars

### **EQQDNTOP**

Produce (extend or create) a new current plan

### **EQQDOTOP**

Print the current plan statistics

### **EQQDPCOP**

Produce a copy of the AD, LTP, RD, SI, and WS VSAM data sets that can be used to produce a trial current plan

### **EQQDRTOP**

Replan all values in the “current” current plan

### **EQQDSTOP**

Renews the Symphony file

### **EQQDTTOP**

Produce a trial current plan

### **EQQEVPGM**

Report events

### **EQQICTOP**

VSAM data set migration program

**EQQJVPRT**  
Print JCL variables

**EQQLTCRE**  
Create the long-term plan

**EQQLTMOA**  
Modify all occurrences in the long-term plan

**EQQLTMOO**  
Modify one application in the long-term plan

**EQQLTPRT**  
Print the long-term plan

**EQQLTTRY**  
Produce a trial long-term plan

**EQQOIBAT**  
Print operator instructions

**EQQOIBLK**  
Mass update operator instructions

**EQQPDLF**  
Purge a data lookaside facility (DLF) object

**EQQPURGE**  
Process DLF purge JCL

**EQQWSPRT**  
Print the workstation descriptions

**EQQYLTOP**  
Create application descriptions and operator instructions

**EQQYTOPX**  
The program interface top module.

IBM Workload Scheduler for z/OS also includes the cataloged procedure **EQQRCSIM**, which is used for simulating return codes with step-level restart.

For more information about the batch programs, see *Managing the Workload*.

---

## The IBM Workload Scheduler for z/OS system

This section describes the major subcomponents of the IBM Workload Scheduler for z/OS subsystem and their functions.

### Subsystem early code - EQQINITM

Each z/OS subsystem builds a subsystem vector table (SSVT) control block that defines what functions are supported by that subsystem. The IBM Workload Scheduler for z/OS SSVT is built by a separate module, EQQINITM, which is invoked during the master scheduler initialization at IPL. EQQINITM does the following:

- Sets the UPSS bit in the (SSVT) so that IBM Workload Scheduler for z/OS can be started under JES
- Builds common storage area (CSA) control blocks to queue events until IBM Workload Scheduler for z/OS is started
- Builds a subsystem extension (SSX) block and chains it to the SSVT

- Builds an SSVT and chains it to the subsystem communication vector table (SSCVT).

The SSVT that EQQINITM builds specifies that IBM Workload Scheduler for z/OS supports two subsystem calls:

- A request for service from an IBM Workload Scheduler for z/OS dialog (type 67)
- A notification about a tracking event (type 68).

The code that is required to support these two subsystem calls is contained in a separate load module, EQQSSCMM . This module is loaded in ECSA by EQQINITM processing at IPL. It can be temporarily replaced when the IBM Workload Scheduler for z/OS address space is started using the SSCMNAME keyword of OPCOPTS, see *Customization and Tuning*.

### **IBM Workload Scheduler for z/OS interface component**

The IBM Workload Scheduler for z/OS subsystem interface component consists of:

- The IBM Workload Scheduler for z/OS SSVT. The SSVT is built by the EQQINITM module during the master scheduler initialization and is located in key zero, CSA storage (subpool 241).
- The modules that implement the passing of a request from the caller address space to the IBM Workload Scheduler for z/OS address space. These routines are located in the EQQSSCMM module.

An SSVT can support up to 256 function calls. The IBM Workload Scheduler for z/OS SSVT supports two function calls. The first call is issued by IBM Workload Scheduler for z/OS dialogs; the second is used by event-tracking exits.

z/OS and JES exits supplied with IBM Workload Scheduler for z/OS request service by directing the SSI request to the MSTR subsystem. These function calls cause the master subsystem to invoke all defined subsystems.

### **Requesting IBM Workload Scheduler for z/OS service**

Requests for IBM Workload Scheduler for z/OS subsystem services from these sources are passed to the product using the z/OS subsystem interface:

- Event-tracking routines. These are versions of standard z/OS and JES exits that are supplied by IBM Workload Scheduler for z/OS and that invoke services by issuing the EQQEXIT macro. The EQQEXIT macro generates code to invoke IBM Workload Scheduler for z/OS services correctly.
- TSO users running IBM Workload Scheduler for z/OS dialogs in an ISPF environment. The dialogs invoke IBM Workload Scheduler for z/OS services by calling the TSO service facility, which in turn calls the EQQMINOM module. The EQQMINOM module is APF-authorized and is able to use the z/OS subsystem interface to request service from IBM Workload Scheduler for z/OS.
- The IBM Workload Scheduler for z/OS server handles requests from remote dialog users or PIF applications, or from the GUI. The requests are forwarded to the subsystem via the EQQMINOM module, that uses the z/OS subsystem interface.
- The program interface, the batch loader, and the event generation program (EQQEVPGM).

Requests for IBM Workload Scheduler for z/OS subsystem services can also be made through the application programming interface (API).

As a result of calling the z/OS subsystem interface, the module EQQSSCMM is invoked. This module is loaded during the master scheduler initialization and

resides in the link pack area (LPA) or CSA, depending on whether it is loaded from SYS1.LPALIB or SYS1.LINKLIB. The EQQSSCMM routine provides the interface to the IBM Workload Scheduler for z/OS address space.

If the service requester is an event-tracking routine, the EQQSSCMM module is called once for each IBM Workload Scheduler for z/OS subsystem that is defined. If the service requester is an IBM Workload Scheduler for z/OS dialog, the EQQSSCMM module is called only for one specific subsystem determined by the subsystem name that the TSO user has defined in the dialog initialization panel.

If EQQSSCMM is called for a job-tracking event, an exit event record is built and added to an IBM Workload Scheduler for z/OS queue that is serviced by the event writer (EW) subtask. (This subtask is described in “Event writer (EW)” on page 61. The job-tracking caller does not wait for service from the event writer. Instead, the job-tracking caller returns after updating the EW queue.

If EQQSSCMM is called for a dialog service request, an entry is added to an IBM Workload Scheduler for z/OS queue that is serviced by the general service (GS) subtask. (This subtask is described in “General service (GS)” on page 64.) If a GS subtask is active, the request is dequeued and processed. The dialog user caller waits for service from the GS subtask. When the service is performed, the GS subtask posts the waiting dialog. The EQQSSCMM module then returns to EQQMINOM, which in turn returns to the IBM Workload Scheduler for z/OS dialog.

## Subsystem address space - EQQMAJOR

IBM Workload Scheduler for z/OS is a z/OS started task that is implemented by the EQQMAJOR load module. To run successfully, this load module must reside in an APF-authorized library. It is link-edited with the AC(1) and AMODE(31) attributes.

EQQMAJOR performs the following tasks:

- Address space initialization:
  - Set up ESTAE recovery.
  - Establish an address-space-level and TCB-level resource manager.
  - Process initialization file.
  - Open all required files.
  - Update the SSX with IBM Workload Scheduler for z/OS TCB and ASCB addresses to indicate (to IBM Workload Scheduler for z/OS-subsystem-interface routines) that the product is active.
- Address space termination:
  - Clear IBM Workload Scheduler for z/OS TCB and ASCB addresses from the SSX to indicate (to IBM Workload Scheduler for z/OS-subsystem-interface routines) that the product is not active.
  - Close all open files.
  - Cancel ESTAE recovery.
- Address space recovery:
  - Create diagnostic information.
  - Determine the retry routine to be used.
  - Return to RTM via SETRP retry.

The subsystem job-step task (EQQMAJOR) builds the IBM Workload Scheduler for z/OS environment. EQQMAJOR invokes the subsystem task dispatcher,

EQQZMAIN. The majority of IBM Workload Scheduler for z/OS functions are performed by subtasks to EQQZMAIN. EQQZMAIN attaches these subtasks to run the various subfunctions of the subsystem. The initialization parameters that are passed to IBM Workload Scheduler for z/OS (from the parameter library, EQQPARM) determine which subtasks will be activated.

## Subsystem task dispatcher - EQQZMAIN

After IBM Workload Scheduler for z/OS is started and initialization is complete, the subsystem task waits for more work. EQQZMAIN, the subsystem task dispatcher, then performs one of the following:

- Attaches subtasks (if required)
- Requests subtasks to terminate (if IBM Workload Scheduler for z/OS is stopping)
- Returns to caller (if no events are pending)
- Invokes the wait routine.

IBM Workload Scheduler for z/OS monitors its subtasks by referring to a table that has one entry for each possible subtask. Each entry in this table contains:

- The name of the task
- The name of the load module to be given control
- The TCB address of the subtask
- The ECB that each IBM Workload Scheduler for z/OS will post when the subtask is to terminate
- Status information.

All subtasks are expected to terminate only when their stop-ECBs are posted. If a subtask has ended unexpectedly, IBM Workload Scheduler for z/OS checks the corresponding entry in the subtask table to determine if the task should be reattached. If so, the task is restarted.

If IBM Workload Scheduler for z/OS is requested to stop, all the active subtasks are posted to stop processing. The product then waits for the subtasks to end.

### Message-writer routine

IBM Workload Scheduler for z/OS passes the address of an IBM Workload Scheduler for z/OS communication area (the MCA block) to each subtask it attaches. The MCA contains data shared by subtasks and the addresses of common subroutines.

One of these common routines is the message-writer routine. All IBM Workload Scheduler for z/OS subtasks use this routine to issue messages to the operator and to the IBM Workload Scheduler for z/OS message-log file.

## Server address space - EQQSERVR

The IBM Workload Scheduler for z/OS server is a z/OS started task that is implemented by the EQQSERVR load module. To run successfully, this load module must reside in an APF-authorized library. It is link-edited with the AC(1) and AMODE(31) attributes.

The server must run on the same z/OS system where the served controller is started.

EQQSERVR performs the following tasks:

- Address space initialization:
  - Set up ESTAE recovery

- Process initialization file
- Attach the main server task
- Address space termination:
  - Detach the main server task
  - Cancel ESTAE recovery
- Address space recovery:
  - Create diagnostic information
  - Determine the retry routine to be used
  - Return to RTM via SETRP retry

The server job-step task (EQQSERVR) attaches the main server task (EQQPHTOP), and waits for operator commands. All the server processing is performed by the EQQPHTOP and its subtasks.

## Main server task - EQQPHTOP

This subtask is attached by EQQSERVR when initialization is complete. The major tasks performed by EQQPHTOP are:

*For APPC:*

- Initialize to APPC as scheduler
- Wait for one of the following events to occur:
  - An allocation request is received from APPC for a new connection. EQQPHTOP attaches an EQQPHTAPP subtask to handle this connection.
  - The stop ECB is posted. In this case, EQQPHTOP will propagate the termination to all the subtasks by posting their stop ECB, will terminate itself as an APPC scheduler, and will return to the caller.

*For TCP/IP:*

- Initialize to TCP/IP as server
- Respond when a request is received for a new TCP/IP connection (from ISPF, Dynamic Workload Console, or PIF). EQQPHTOP calls the EQQPHTTOP subtask to handle this connection. EQQPHTTOP is linked to the EQQZTSER process, which includes a main thread that listens for incoming requests and in response to every request for connection opens a new thread.

*For end-to-end scheduling with fault tolerance capabilities:*

- Start the EQQPWAPP task to communicate with the distributed network, if the TPLGYPARM keyword was specified among the server parameters in the SERVOPTS statement,

The EQQPHTOP task ends when all the subtasks ended.

## Data store address space – EQQFARCH

The IBM Workload Scheduler for z/OS data store is a z/OS started task that is implemented by the EQQFARCH load module. To run successfully, this load module must reside in an APF-authorized library. It is link-edited with the AC(1) and AMODE(31) attributes.

EQQFARCH is the top module of the Data Store Started Task Control. It basically loads and calls the EQQFARMJ module, that performs the following tasks:

- Initialization of Data Store parameters

- Initialization, synchronization, and termination of all Data Store subtasks. In particular for the synchronization function, EQQFARMJ builds an event table to manage wait/post requests which synchronize the different subtask activity.

Refer to “IBM Workload Scheduler for z/OS data store task structure” on page 54 and “IBM Workload Scheduler for z/OS data store subtasks” on page 80 for more information about the subtask functions and their interaction.

---

## IBM Workload Scheduler for z/OS task structure

The task dispatcher, EQQZMAIN, waits for one of the following events to occur:

- A stop or a modify command entered by the z/OS operator. If an operator stop command is received, all the subtasks are posted to terminate.
- A message created by a subtask. When messages are created by IBM Workload Scheduler for z/OS subtasks, they are formatted and written to the message log data set.
- Subtask termination.

The subsystem job-step task ends when all subtasks have ended.

Figure 3 on page 50 shows the tasks that can be started as subtasks by the job-step task when IBM Workload Scheduler for z/OS is installed.

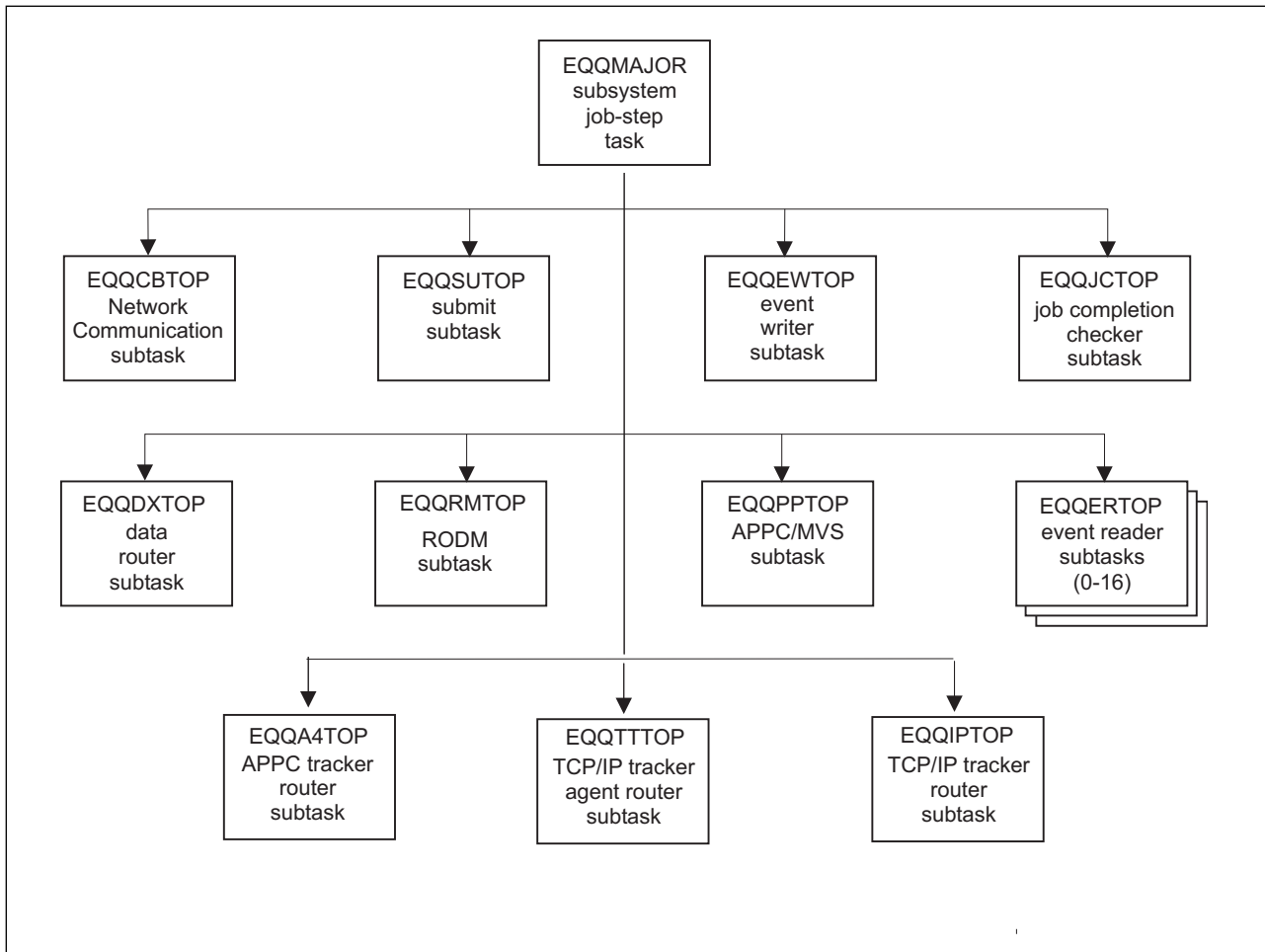


Figure 3. IBM Workload Scheduler for z/OS subsystem tasks

If the controller is installed on the system, the normal-mode-manager (NM) subtask will be attached. The NM subtask will attach the tasks that reference the current plan as subtasks. These tasks are shown in Figure 4 on page 51.



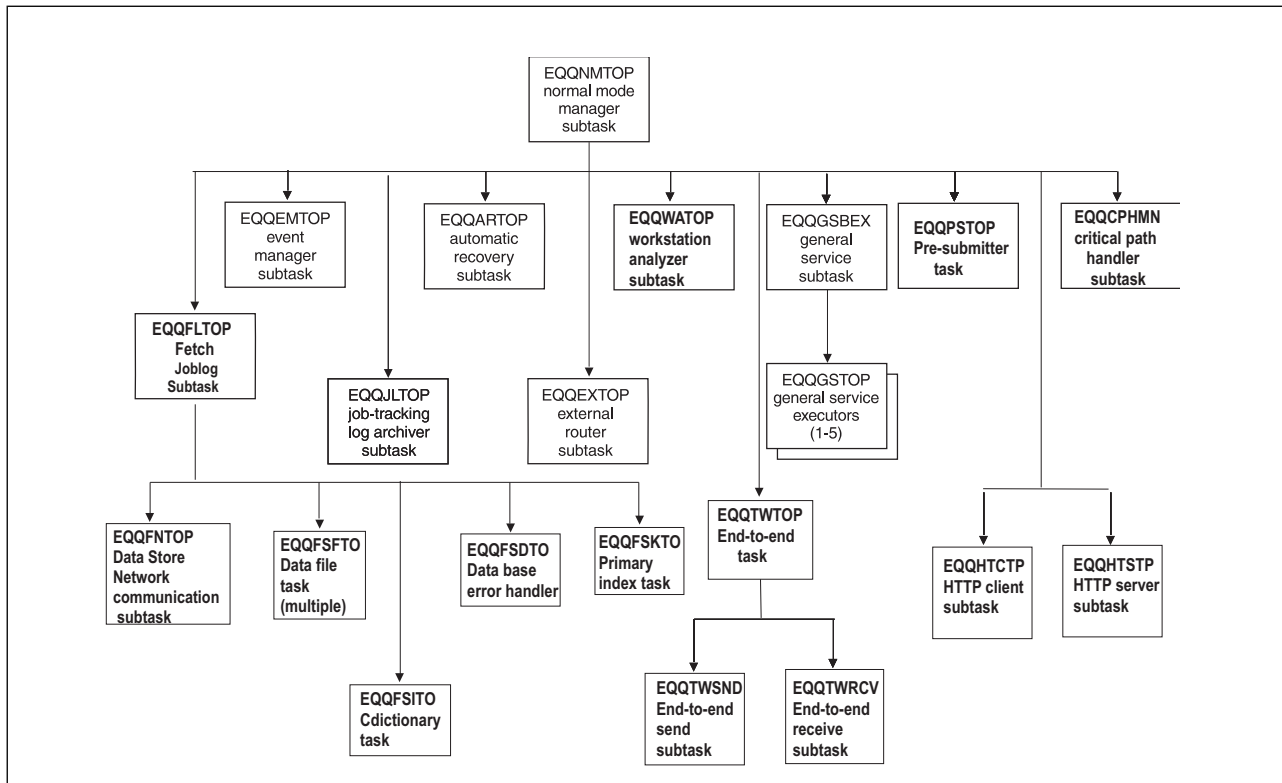


Figure 4. controller subtasks

## IBM Workload Scheduler for z/OS server task structure

The main server task, EQQPHTOP, is attached by main task EQQSERVR. If you are using the APPC communication protocol, for each new conversation a new instance of EQQPHAPP subtask is attached. If you are using the TCP/IP communication protocol, for each new connection a new thread is started by process EQQZTSER (which depends on task EQQPTTOP). The EQQPWAPP subtask is attached for end-to-end scheduling with fault tolerance capabilities. It triggers the server processes for end-to-end scheduling. Figure 5 on page 52 shows the task structure of the IBM Workload Scheduler for z/OS server address space.

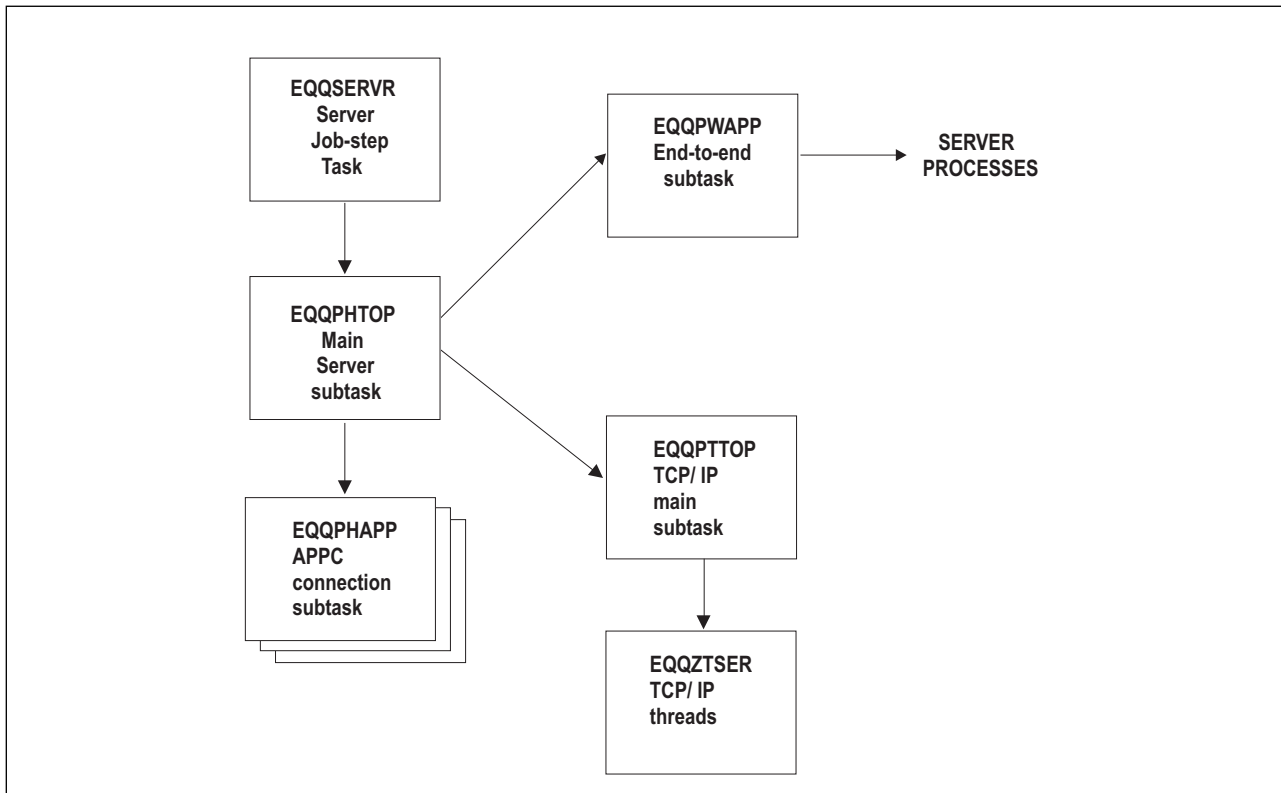


Figure 5. IBM Workload Scheduler for z/OS server tasks

Figure 6 on page 53 provides a graphical summary of how process EQQZTSER works. The main thread runs a Listener thread, which starts a new communication thread for each incoming TCP/IP connection request it receives. A request for connection can come from any of the available user interfaces: PIF, OCL, BCIT, ISPF dialogs, or Dynamic Workload Console. Note that:

- Any communication thread that stays idle for more than five minutes is automatically closed the end of this time.
- The maximum number of threads that can be open at any moment is given by your z/OS system configuration.

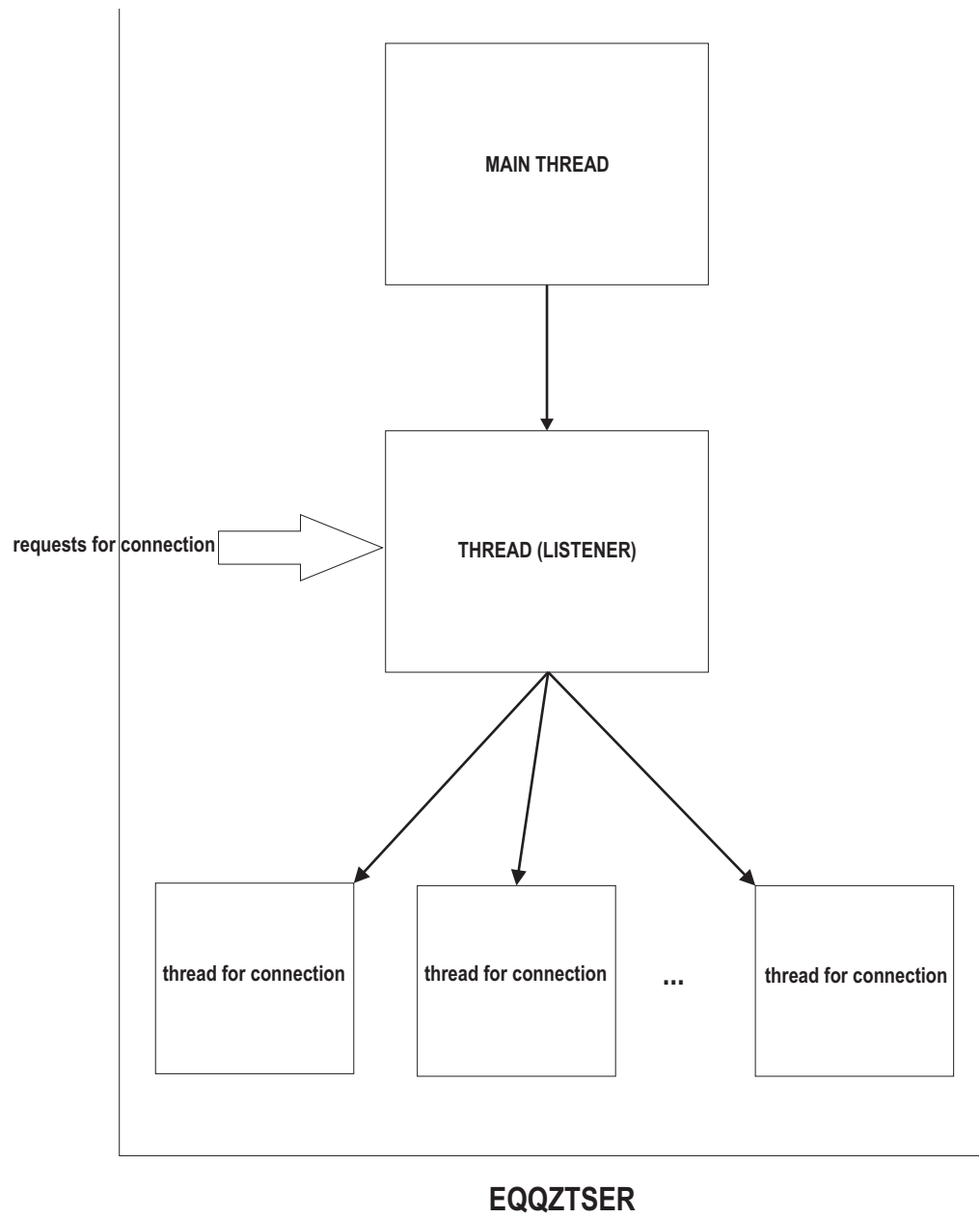


Figure 6. Internals of the EQQTSE process.

Figure 7 on page 54 shows the end-to-end server processes started by the EQPWAPP subtask.

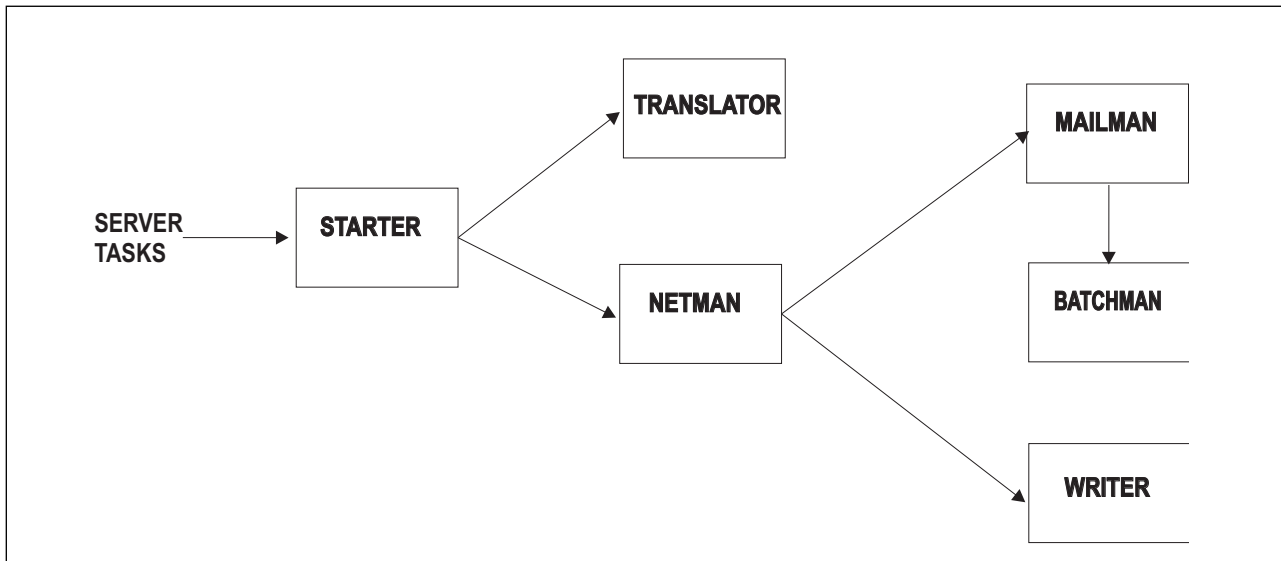


Figure 7. IBM Workload Scheduler for z/OS server processes for end-to-end scheduling with fault tolerance capabilities

---

## IBM Workload Scheduler for z/OS data store task structure

When EQQFARCH is started, EQQFARMJ initializes and activates the main subtasks and initializes the database. Depending on the number of data files referenced in the startup JCL, different data file subtasks are also activated. Figure 8 on page 55 shows the task structure of the IBM Workload Scheduler for z/OS Data Store address space.

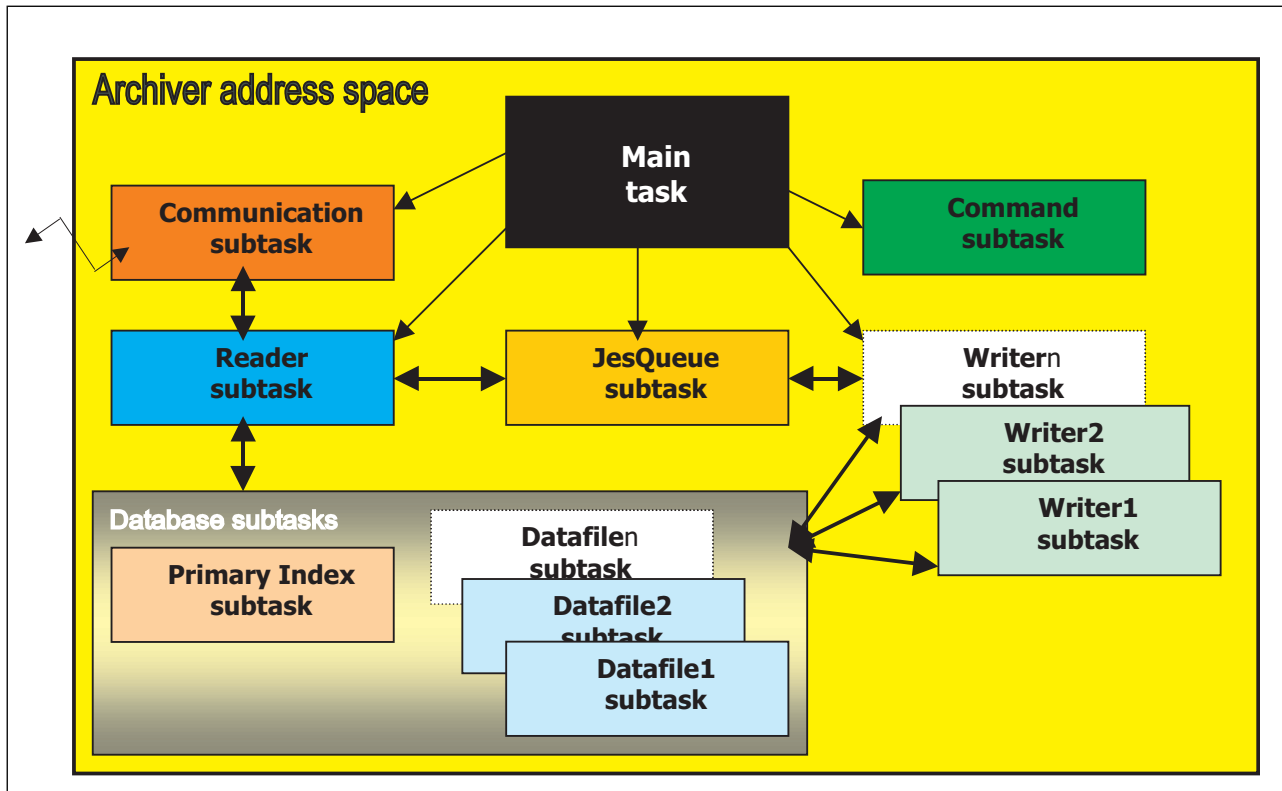


Figure 8. IBM Workload Scheduler for z/OS data store address space structure

## IBM Workload Scheduler for z/OS subtasks

This section describes the tasks that can be started as subtasks to the IBM Workload Scheduler for z/OS subsystem.

### APPC/z/OS (PP)

The APPC/z/OS (PP) subtask lets you connect to programs running on any Systems Application Architecture® (SAA) platform, and any other platforms that conform to CPI-C protocol, which support Advanced Program-to-Program Communications (APPC). APPC is the term used to refer to an implementation of Systems Network Architecture (SNA) for logical unit (LU) type 6.2.

The application programming interface (API) is provided to enable your application transaction program (ATP) to establish a *conversation* with the IBM Workload Scheduler for z/OS subsystem. The API uses a subset of Common Programming Interface for Communications (CPI-C) calls, send and receive buffer mappings, and a call-sequence protocol. Your programs access the IBM Workload Scheduler for z/OS address space data by providing calls to the APPC API. You can regard the set of APPC verbs as a programming language that you can write conversations in. The IBM Workload Scheduler for z/OS API lets your own programs:

- Extract information about the current plan (GET request)
- Update or add current-plan operations (PUT request)
- Delete operations in the current plan (DEL request)
- Report events to IBM Workload Scheduler for z/OS (CREATE request).

For more information about the API, refer to *Driving IBM Workload Scheduler for z/OS*. For more information about CPI-C, see *Common Programming Interface: Communications Reference* in the Systems Application Architecture (SAA) library.

IBM Workload Scheduler for z/OS is an APPC transaction scheduler; the scheduler name is the same as the subsystem name. By associating the scheduler with a logical unit in the APPCPMnn member of SYS1.PARMLIB, all allocate requests directed to this LU are passed to the subsystem. IBM Workload Scheduler for z/OS then schedules a partner transaction program (TP) in its own address space. The originating TP issues a request and waits for the complete reply, before issuing a new request or deallocating the conversation.

IBM Workload Scheduler for z/OS recognizes these TP names:

**EQQTRK**

Supplied by trackers that communicate with the controller through APPC

**EQQAPI**

Supplied by user programs (ATPs) that communicate with IBM Workload Scheduler for z/OS through the API.

The APPC/z/OS subtask is attached by the subsystem task. The subtask creates a new queue and table with one entry for each conversation. This entry contains data received from APPC about this conversation and parameter list areas, including the event control block (ECB), used for all asynchronous requests.

APPC/z/OS and IBM Workload Scheduler for z/OS interface in this way:

- The queue server contains a *work-to-do* loop, which waits on an ECB list. Initially, this ECB list contains a stop-ECB and a queue-ECB. The IBM Workload Scheduler for z/OS tracker attaches and detaches APPC/z/OS.
- Inbound allocation messages are placed on the APPC queue (APPQ) by the APPC cross-system coupling facility (XCF) message exit. When this message is detected on the queue, a new entry is added to the conversation table, and the ECB is added to the ECB list.
- The subtask interfaces with the system security product through SAF RACROUTE calls, using the security token and local LU name. If the user does not have read or update access, the request is rejected immediately and the conversation deallocated with `security_invalid`. IBM Workload Scheduler for z/OS checks security for every request to ensure that authority has not been changed.
- IBM Workload Scheduler for z/OS places inbound requests GET, PUT, or DEL, on the general services (GS) queue, or calls the subsystem interface (SSI) for CREATE requests. IBM Workload Scheduler for z/OS issues receive requests until `state_received=send`, before placing a request block on the GS queue or calling the SSI. All other entries in the table are checked for posted ECBs and the program then returns to a WAIT state.
- For GET, PUT, or DEL requests, GS places the requested data on the APPC queue (APPQ). In case of error, GS generates an error return code and reason code.
- APPC builds an outbound APP buffer. When all requested data is sent, the program returns to a WAIT state. Processing continues until the subtask is stopped or the conversation ends (`state_received=deallocate_normal`). The entry in the table is deleted and the ECB list is rebuilt. This also happens if severe errors occurring during the conversation.

## test

If APPC fails, IBM Workload Scheduler for z/OS deallocates the conversation and deletes the entry in the table. You are informed of this situation, and should mask this event from your end-user by initiating a new *allocate* before sending a new request. If IBM Workload Scheduler for z/OS is stopped, all conversations are deallocated.

IBM Workload Scheduler for z/OS supports many conversations. The table is retained across APPC/z/OS subtask sessions. Requests outstanding at the time APPC/z/OS is closed are deallocated.

## Automatic recovery (AR)

The automatic recovery (AR) subtask handles automatic recovery requests. A z/OS job, a started-task procedure, or a job using the centralized script can contain recovery statements that specify an error situation and the recovery actions to be performed if the job or procedure fails during processing.

The AR subtask scans the failing jobs or started tasks for a recovery statement that matches the particular error. If a matching recovery statement is found, the requested recovery actions are performed. When a recovery statement matches an error condition it is changed by IBM Workload Scheduler for z/OS to a JCL comment statement.

RECOVER statements are defined in the job input as z/OS statements. The statement is changed when the operation is submitted to a valid comment statement for the target operating system. The image of the job input in the JOBLIB is not altered.

The following input is needed for the AR subtask:

- The job-name-table record of the current plan. When the job or procedure is run, this record saves error information, the completion codes of each step executed, and the job completion code.
- The ended-in-error record of the current plan. When a job or started-task procedure ends in error and an ended-in-error entry is created, an indicator is set in this entry. This indicator shows that the JCL or procedure should be checked for automatic recovery statements. The indicator can also be set at a later time from the HANDLING OPERATIONS ENDED IN ERROR panel in the MODIFY CURRENT PLAN dialog. The AR subtask resets the indicator when you select the entry for processing.
- The JCL repository (JS) data set. The AR subtask gets the JCL and automatic recovery statements for the failed job from this file.
- An event control block (ECB) in the normal-mode-manager control block NMMARECB. When this ECB is posted, AR investigates the ended-in-error records of the current plan for automatic recovery requests.
- Options of the AROPTS initialization statement. Using these options, you can restrict when an automatic recovery should be performed.
- The case code macro EQQCASEC.
- A list of case code definitions created by EQQCASEC.

AR invokes other components of the IBM Workload Scheduler for z/OS subsystem. The logical-file-handler component is called to accomplish the VSAM

input/output operations that are required. The modify-current-plan function of the IBM Workload Scheduler for z/OS subsystem is called to perform the actions specified in the recovery statement.

## Critical path handler (CPH)

The critical path handler (CPH) subtask updates the critical job table, which is a table of storage control blocks, containing an entry for each critical job and each predecessor to a critical job. The scheduler allocates the critical job table in a data space, as it does for the special resources control blocks.

Only the CPH subtask can update the critical job table, using a queue driven mechanism. Any task that requests to update the critical job table adds an element to the queue named CPHQ. The CPH subtask serves this queue, by using an internal timer to wake up periodically and check the critical job table data: the process recalculates a critical path every time a predecessor of the target operation starts delaying for one of the following reasons:

- It is late, meaning that it did not start within its latest start time.
- It is long running, meaning that it is running longer than its estimated duration.
- It ends with an error.

If the critical path changed, the scheduler updates the current plan.

## Data router (DX)

IBM Workload Scheduler for z/OS subtasks communicate with each other within the system and among systems. The data router (DX) subtask routes data from the components that send data to those that receive data. The following IBM Workload Scheduler for z/OS subtasks send data for processing to other subtasks via the DX subtask:

- Event reader subtask (sends events)
- Event writer subtask (sends events)
- Workstation analyzer subtask (sends JCL, commands, release requests, and WTO messages)
- Network communication function (CB) subtask.

The following IBM Workload Scheduler for z/OS subtasks receive data from the DX subtask:

- Event manager subtask (processes events)
- Submit subtask (submits JCL)
- Network communication function (CB) subtask.

When a sending component transmits data to a receiving component, the sending component puts the data on a router queue for processing by the DX subtask. The subtask can send the data to a component on the same IBM Workload Scheduler for z/OS system as the sending component or to a component on another IBM Workload Scheduler for z/OS system.

The DX subtask passes the data directly to the receiving component when the sending and receiving components reside on the same system. When the data is sent to another IBM Workload Scheduler for z/OS system, the DX subtask transmits the data to the DX subtask on that system. The receiving DX subtask then passes that data to the receiving component on that system. One of the following methods is used to transmit data between systems:

- Shared DASD



- Cross-system coupling facility (XCF) communication links
- SNA communication links.
- TCP/IP communication link

Sometimes other components are involved in routing data between IBM Workload Scheduler for z/OS systems:

- When you are using SNA communication links, the network communication function (CB) performs the transmission.
- When data is transmitted via shared DASD, the DX subtask on the transmitting system writes the data to a submit/release data set. The event writer subtask on the receiving system reads the data and passes it to the router queue. The DX subtask processes the data and then passes it to the correct component for processing.
- When an operation is ready to be started on a workstation that specifies a user-defined destination, the DX subtask queues the request to the external router (EX) subtask. The EX subtask calls the operation-initiation exit, EQQUX009, to handle communications with the user-defined destination.

## Event manager (EM)

The event manager (EM) subtask processes job-tracking, and user-created events, and updates the current plan accordingly. Event records are passed from a number of event writers via event reader subtasks, the network communication function, and XCF, and are passed to the EM queue via the data router subtask. The EM subtask calls a queue handler routine to retrieve events from the queue. IBM Workload Scheduler for z/OS produces tracking, submission, and synch events. Tracking events are preceded by the letter A (for JES2 complexes) or by the letter B (for JES3 complexes).

**Note:** IBM Workload Scheduler for z/OS does not track jobs with TYPRUN=SCAN.

The z/OS tracking events are:

- 1** Reader event
- 2** Start event
- 3S** Step-end events
- 3J** Job or started-task end event
- 3P** Job or started-task termination event
- 4** Print-end event
- 5** Purge event.

The submit events are:

- IJ0** Submit synch event
- IJ1** Submit job JCL
- IJ2** Submit started-task JCL
- IJ3** Submit standalone cleanup job
- IWTO** Submit WTO message
- IREL** Submit a release command

User-created events (created with the EQQUSIN $x$  subroutines or the corresponding TSO commands) are sorted between jobs in event-creation order.

Events started by distributed agents are 0-type event records.

Most events processed by the queue handler subroutine are automatically created job-tracking events. To process the event, the subroutine:

- Updates the event reader position of the event data set that this event was read from.
- Checks if the event is for an operation defined in the current plan.
  - If the event is for an operation that can be matched with an operation in the current plan, the event manager processes the event by updating the current plan.
  - If the event is not for an operation that is controlled by IBM Workload Scheduler for z/OS but is a reader event, a start event, or a user event with status Q, the EM checks if the event matches an event-triggered tracking (ETT) trigger, if ETT is active.
  - If the event is not for an operation that is controlled by IBM Workload Scheduler for z/OS and the job is held by the IBM Workload Scheduler for z/OS subsystem (via the HOLDJOB parameter of the EWTROPTS initialization statement), EM releases the job from hold.
- Writes a record to the current job-tracking log if the event is for an IBM Workload Scheduler for z/OS operation and was successfully processed.
- If the event is for an IBM Workload Scheduler for z/OS submit synchronization response, the operations for the corresponding workstation are analyzed; if the submit requests are lost, the operations are flagged as requiring the submit requests to be resent, and the workstation analyzer is posted.
- If the event is for an IBM Workload Scheduler for z/OS job but cannot be processed immediately, the EM updates the job-tracking log and places the event on a suspend chain. Suspended events are examined by the EM every time the subtask gets control. If the event cannot be successfully matched against an operation in the current plan within 5 minutes, the event is discarded. If the event can be matched but is received out of sequence and is still out of sequence after 5 minutes, the event is processed and the operation might be set to ended in error status.

Subtask initialization consists of building the EM environment and opening all logical VSAM files that are required.

Subtask mainline logic consists of providing service for the following events:

- Timer expiration. Retry processing of suspended events.
- Subtask stop request.
- Add an event record to the event manager queue.

Subtask termination consists of closing all open files.

## Event reader (ER)

The event reader (ER) subtask provides support for reading event records from an event data set. If new data arrives in this data set, it is read and passed to an in-storage queue (the event manager queue) via the data router subtask.

Subtask initialization consists of building control blocks for the ER subtask, reading and processing the parameter library member, and opening the input event data set.

Subtask mainline logic provides service for the following events:

- Timer expiration. Process the event data set.
- Subtask stop request. Return to caller.
- Reading suspend request. Start/stop reading from the event data set.

Up to 16 ER subtasks can be started for each IBM Workload Scheduler for z/OS subsystem.

## Event writer (EW)

The event writer (EW) subtask provides support for writing event records to an event data set. An event record is built from job-tracking-exit records that are transmitted to the EW subtask via an in-storage queue, the WTRQ queue.

The EW subtask also regularly checks the contents of a submit/release data set. If new data arrives in this data set, the data is read and passed via the data router subtask to the submit subtask for processing. Data in the submit/release data set is either a release-job record or one or more submit-job records.

The EW subtask passes job and started-task termination (3P) events to the job completion checker (JC) subtask if the JC is active. The EW can also pass events to the data router queue (if the EWSEQNO parameter of the EWTROPTS initialization statement is used), and the EW subtask can act as an event reader.

Subtask initialization consists of building control blocks for the EW subtask, reading and processing the parameter library member, and opening the event data sets.

Subtask mainline logic provides service for the following events:

- Timer expiration. Process the submit/release data set.
- Subtask stop request. Return to caller.
- Process all events on the EW queue.

Subtask termination closes all open files and returns to the caller.

### Event creation and processing

Figure 9 on page 62 shows the activities that can cause events to be created and how the events are processed by IBM Workload Scheduler for z/OS. The arrows show the flow of events among programs, central storage, and DASD storage. The flow of events is described with reference to the numbering on the diagram.

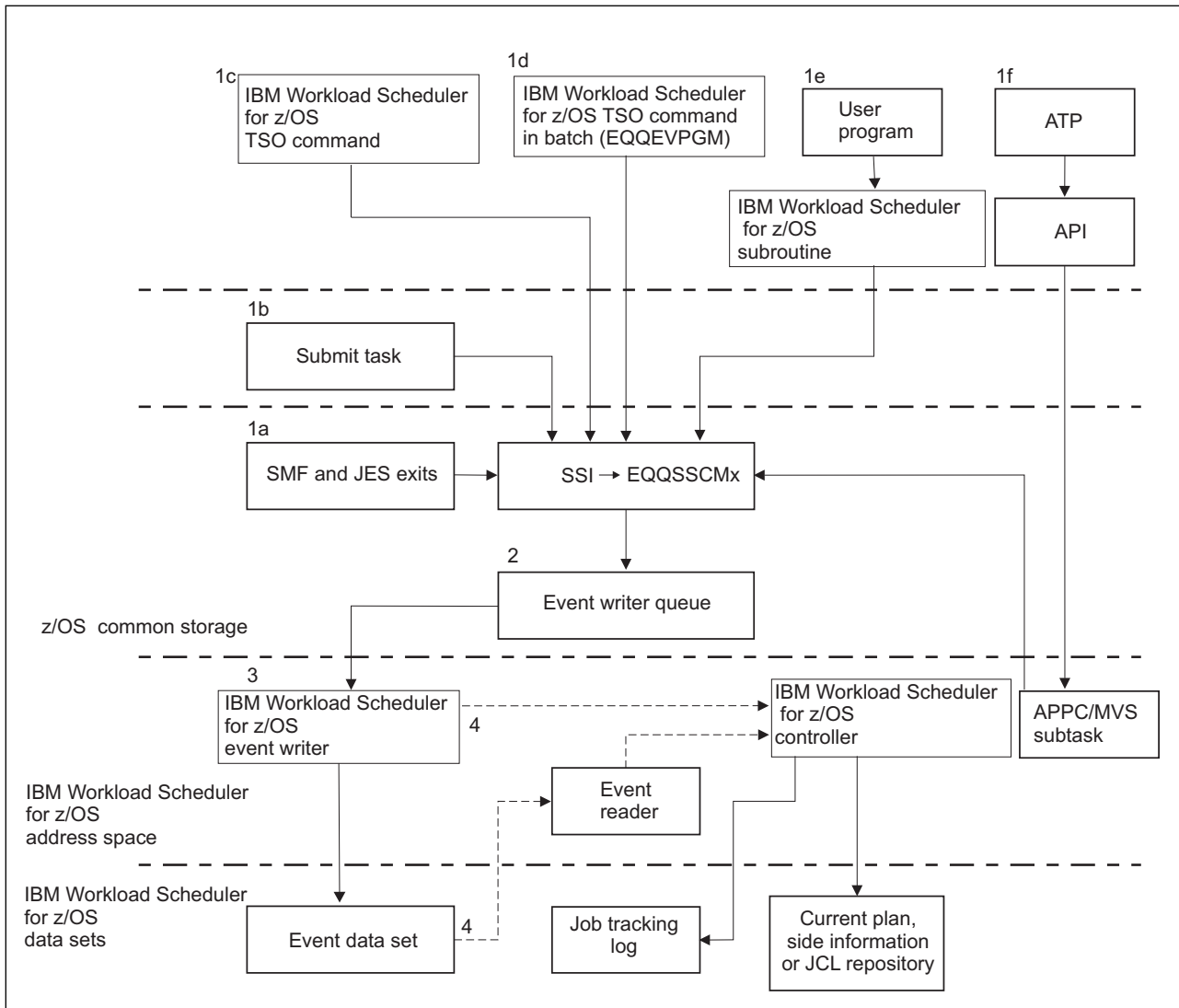


Figure 9. IBM Workload Scheduler for z/OS event creation and processing

1. Event information is reported in one of these ways:
  - a. z/OS calls the SMF and JES exits at certain stages in the life of a job. For example, the job initiation exit, IEFUJI, is called whenever a job starts. IBM Workload Scheduler for z/OS code in the exits collects relevant information about the event and passes it to the event-creation module, EQQSSCM, via the z/OS subsystem interface. Relevant information for a job that has started would include the name and number of the job, its starting date and time, and, if catalog management is active, data set information.
  - b. All IBM Workload Scheduler for z/OS address spaces start a submit task. It initiates work on the system that the controller or tracker is started on and that represents the destination defined in the workstation description. When the submit task starts work, it uses EQQSSCM to create initialization events, depending on the work to be started. An IJ1 event is created for batch jobs, IJ2 for started tasks, IWTO for write-to-operator (WTO) operations, and IREL for release commands. Submit-checkpointing events (IJ0) are created for all work that IBM Workload Scheduler for z/OS submits, except operations that are routed to a user-defined destination ID.
  - c. You provide information about the event as parameters to the BACKUP, OPINFO, OPSTAT, SRSTAT, or WSSTAT command, which is issued from the

- TSO environment. The parameters are checked and then passed to the event-generation module, EQQSSCMM, via the z/OS subsystem interface.
- d. The BACKUP, OPINFO, OPSTAT, SRSTAT, or WSSTAT command is run from a batch job, using the EQQEVPGM event-generating batch program. Parameters, which are input to EQQEVPGM through the SYSIN JCL statement, are checked and then passed to EQQSSCMM.
  - e. A user program provides information about the event in a parameter list and passes it to the EQQUSIN, EQQUSINB, EQQUSINS, EQQUSINO, EQQUSINW, or EQQUSINT subroutine. The subroutine checks the parameters and passes them to the event-generation module, EQQSSCMM, via the z/OS subsystem interface.
  - f. An application transaction program (ATP) passes a CREATE request to IBM Workload Scheduler for z/OS in an APP buffer through the application programming interface (API). The APPC subtask validates the buffer and then internally invokes the EQQUSIN subroutine.
2. The event-generation module, EQQSSCMM, uses the information to build an event record and places the record in the event writer queue in ECSA.

**Note:** Except for requests submitted through the API, the processing in these first two steps can take place as soon as the z/OS subsystem interface is started at IPL time. IBM Workload Scheduler for z/OS itself need not be active. If the product is not active (in particular, if the event writer subtask is not active), event records remain in the event writer queue until the event writer starts and processes them.

A request submitted through the API must be passed to an active IBM Workload Scheduler for z/OS address space where the APPC subtask is started. If an event writer is not started in the same address space, the event must be broadcast.

Event records are generated for *all* z/OS jobs and started tasks, even though they might not be relevant to a particular IBM Workload Scheduler for z/OS address space. It is not possible for the programs creating the event records to determine if a particular job is relevant to a particular IBM Workload Scheduler for z/OS address space. The event creation programs reside in z/OS common storage and do not belong to, or have access to, the data or resources of any IBM Workload Scheduler for z/OS address space that might be running on the same system or some other system.

3. The IBM Workload Scheduler for z/OS event-writer subtask of the tracker reads event records from the event writer queue and writes them to an event data set.
4. Events are transmitted to the controller by an event reader function. This is performed either by an event reader function of the event writer, or a separate event reader task. An event writer can use an XCF, NCF, or TCP/IP connection to transmit events to the controller. Where a separate event reader is used, the event reader can be active at the controller, or at a tracker that is connected to the controller via XCF, NCF, or TCP/IP. The event manager subtask that is started at the controller processes the events, and the relevant action is then taken by IBM Workload Scheduler for z/OS. If the event writer is active but no connection exists to the controller, or if the event reader is not active, events simply stay in the event data set until the required function is available.

Events are never lost, providing that the following two conditions are satisfied:

- The event writer queue in ECSA is large enough to hold all the event records that might be created while the event writer is not active.
- The event data set is large enough to hold all the event records that might be created while a connection to the controller is lost, or an event reader is not active.

**Note:** When IBM Workload Scheduler for z/OS is started and the BUILDSSX keyword of OPCOPTS has the value REBUILD, the event-writer queue from the old SSX (subsystem communication-vector-table (CVT) extension) is not referenced in the new SSX. See *Customization and Tuning* for more information about BUILDSSX.

## External router (EX)

The external router (EX) subtask receives submit requests from the data router (DX) subtask when an operation is ready to be started at a computer automatic workstation that specifies a user-defined destination ID. The external router calls the operation-initiation exit, EQQUX009, to handle communications with the user-defined destination.

The EX subtask regularly checks for new requests on the EXA queue. When a new request arrives the EX subtask builds a parameter list and calls EQQUX009. If EQQUX009 abends or is not loaded, the EX subtask creates a workstation offline event for all user-defined destinations. In this case, the status of the operation that corresponds to the request is set according to the SUBFAILACTION keyword of the JTOPTS initialization statement. Subsequent submit request on the EXA queue are discarded and the corresponding operation status is set according to the WSOFFLINE keyword of JTOPTS.

The EXA queue allows for 32000 elements. If the queue becomes full the EX subtask issues a workstation offline event for all user-defined destinations. EQQUX009 must return control to the EX subtask before any subsequent queue elements are processed by the EX subtask. If the return code from EQQUX009 is not 0, the EX subtask sets operation status or generates workstation offline events as specified in the description of the operation-initiation exit in *Customization and Tuning*.

Subtask mainline logic provides service for the following events:

- Subtask stop request. Return to caller.
- Process all requests on the EXA queue and call EQQUX009.
- Generate workstation offline events in response to return code received from EQQUX009.

## General service (GS)

The general service (GS) subtask services a queue of requests from the dialogs, batch command interface tool (BCIT), batch loader (BL), control language (OCL), Dynamic Workload Console, and program interface (PIF) to the IBM Workload Scheduler for z/OS subsystem. The first request in the queue is selected and passed to a general-service executor. This process continues while there are requests in the queue. The GS subtask then waits for more work to arrive or for a stop-processing-ECB to be posted.

Input to the GS subtask is:

- A queue element consisting of an identifier of the caller, its ASCB address, and its TCB address (the field SSCID of the subsystem-caller control block). In addition to this ID, the queue element also contains the time stamp of the request.
- The subsystem-caller control block (SSC), which holds a description of the request in the SSCREQ field.

### **General-service executor tasks**

The general service (GS) executors process the requests that are on the GS queue. The GS task can attach up to five GS executor tasks to prevent service requests from being queued.

## **HTTP subtasks**

The HTTP tracker connection subtasks (HTC and HTS) connect IBM Workload Scheduler for z/OS Agents, dynamic domain managers, and remote engines to the controller through an HTTP or HTTPS connection.

The HTC and HTS subtasks run in the controller address space.

### **HTTP client task (HTC)**

The HTC subtask removes the outbound requests from the HTTP queue, which contains requests queued by the data router, received mainly from the workstation analyzer or the general service subtasks. In particular, the HTTP queue contains the following request types:

- Job submission, from the workstation analyzer.
- Job log retrieval, from the general service.
- Job cancel, from the general service.
- Bind requests, from the workstation analyzer.

### **HTTP server task (HTS)**

The HTS subtask listens for inbound requests, using the port number specified in the HTTPOPTS statement.

Some of these requests, for example, the notification of operation status changes, are converted into events and are sent to the event manager through the data router.

## **Job completion checker (JCC)**

The job completion checker (JCC) subtask provides support for job-specific and general checking of SYSOUT data sets for jobs entering the JES output queues.

The JCC subtask is “triggered” by job and started-subtask termination (3P) events. A 3P event is generated when SYSOUT is spooled. The 3P event then informs the JCC subtask that SYSOUT data sets are available for the current job in the output classes defined for JCC. The JCC subtask then starts to scan all JOBLOG and other SYSOUT data set records and tries to match these records against the message tables defined to the JCC. There are message tables:

- General, for all jobs
- Specific, for the job name.

You can create these message tables by using the EQQJCCT macro. The general message table is mandatory. The JCC subtask searches for job-specific table entries first. If it does not find any, it then searches the entries in the general table.

If a match occurs, an error code can be assigned to the operation (CA=error and EID=0) if you have coded the EQQJCCT macro accurately. This means that the 3P event has been amended with the error code set by the macro. Errors like S222 abends, and JCL errors are reported before 3P events are reported. By specifying the CA and EID, you will override anything reported by earlier events or the current 3P event. Note that a match could occur, but it does not have to be reported as an error to IBM Workload Scheduler for z/OS.

If a match does not occur, everything reported by earlier events or the current event (which is 3P) is passed to IBM Workload Scheduler for z/OS unaltered. The status for the operation is then updated accordingly.

Subtask initialization consists of:

- Building control blocks for the JCC subtask
- Reading and processing the parameter library member
- Opening the JCC-message-table data set
- Retrieving the general (default) message table member.

Subtask mainline logic provides service for the following events:

- Timer expiration. Retry processing for all delayed jobs.
- Subtask stop request. Return to caller.
- Process all events (3P) on the JCC queue.

## Job-tracking-log archiver (JL)

This subtask, which is part of the controller, asynchronously copies the contents of the inactive job-tracking data set to the JT archive data set. The NM subtask attaches and provides work for the job-tracking-log archiver subtask (for a description of the NM, see “Normal mode manager (NM)” on page 68).

The JT archive data set is defined by DD name EQQJTARC and is used as a repository for JT log records associated with each new current plan. The job-tracking-log archiver (JL) subtask owns the JT archive data set, and will OPEN and CLOSE this data set as required.

To enable the JT log data sets to be reusable, the records must be copied to the JT archive data set. The copy routine is called once for each complete, non-archived JT log. The copy is initiated by a CP backup and is driven by the normal-mode-manager (NM) subtask.

### The archiving process

When the CP backup is complete, the NM subtask calculates the next JT log sequence number, closes the current JT log, and switches to the next JT log. The NM subtask then posts the JL subtask, which will take one of the following actions, depending upon the ECB posted:

- Work ECB is posted. The subtask reopens the old JT log data set, copies (appends) all non-archived JT logs to the JT archive data set, and posts the NM subtask when the copy is complete. The JT log is normally copied to the archive data set before it is needed again as the current JT log data set. The last record appended is the CP backup record.
- Stop ECB is posted. The subtask frees all resources and terminates.

The JT archive data set is copied to the tracklog (EQQTROUT) data set by the daily plan batch programs. The NM subtask empties the JT archive data set when a daily plan batch job has created a new current plan, and NCP takeover is completed successfully.



## Input/output errors

When a write error is found on the current JT log, the log that is in use is switched, and the NM subtask is posted to make a backup. The JL subtask is then posted to copy the JT log that had the output error. If a new output error occurs before the JL subtask has finished copying the first JT log, it is possible that there are no empty JT logs available. In this situation, the NM subtask is posted to stop. To reduce the risk of this occurring, you should always use a minimum of three JT log data sets.

If the dual-logging function is active, IBM Workload Scheduler for z/OS duplicates the JT records in the corresponding dual JT log. Dual logs are switched at the same time and in the same sequence as the JT logs. The number of dual JT data sets is determined by the number of normal JT data sets.

JT log sequencing requires that the log that is to be made current has previously been archived. If not, the NM subtask terminates. (Repeated write errors could cause this situation to occur if the JL subtask cannot copy the JT logs as fast as the normal-mode-manager subtask can switch JT logs.)

The subtask terminates if open errors are found on the JT archive data set. Also, the JL subtask terminates if it is unable to copy the JT log to the JT log archive data set because, for example, of an I/O error on the archive data set. If the JT log or archive data set cannot be opened, the subtask terminates. If the subtask terminates abnormally, the JT log data set is not made available for reuse.

IBM Workload Scheduler for z/OS automatically recovers from read errors on a JT log during restart. If the error occurs on the first record of the log, the Normal Mode Manager task regards the JT log as empty. A read error on a record other than the first is treated as an end-of-file on the file.

## Network communication function (CB)

The network communication function (CB) subtask supports the transmission of data between the controlling system and controlled systems. This data can be events, JCL, commands, or WTO messages. This subtask provides services for:

- Session establishment
- Session termination
- Subsystem stop
- Queued event-record handling
- SEND processing
- RECEIVE processing.

CB subtask initialization consists of:

- Building the internal control blocks (NAB and SCBs)
- Building the VTAM control blocks (ACB, NIB, RPLs, and EXLST)
- Processing initialization parameters
- Building ECB and associated events lists
- Opening the ACB
- Issuing the SETLOGON macro to allow logons.

VTAM exit modules include:

- The LOGON exit
- The VTAM SCIP exit
- Completion exits
- The VTAM LOSTERM exit
- The VTAM TPEND exit

- The VTAM NSEXIT exit.

CB subtask termination consists of closing the ACB.

## Normal mode manager (NM)

The normal mode manager (NM) subtask manages these data sets:

- Current plan and its backups (CP)
- Current plan extension (CX)
- Long-term plan (LTP)
- JCL repository (JS)
- Checkpoint
- Job-tracking log
- Side information (SI)
- Extended data and its backups (XD)

The NM subtask keeps track of which data sets are now *current*. It also controls the CP turnover process.

The NM subtask manages IBM Workload Scheduler for z/OS startup processing by using the job-tracking-log data set to update the current plan if IBM Workload Scheduler for z/OS has to be restarted from a checkpoint (that is, a data set copy) of the current plan. The IBM Workload Scheduler for z/OS checkpoint data set contains status information that is used to reposition IBM Workload Scheduler for z/OS sequential data sets when the product is restarted (for example, by the hot standby function) after ending abnormally.

NM performs regular backup and reorganization of the primary JS data set to the alternate JS data set. The frequency of this procedure is determined by the maximum size of the JS data set that you have specified with the MAXJSFILE keyword of the JTOPTS statement. See *Customization and Tuning* for more information about MAXJSFILE. You can schedule or request backups of the JS data set using the BACKUP command. Refer to *Managing the Workload* for details.

Subtask initialization consists of:

- Initializing the checkpoint data set.
- Building control blocks for all job-tracking functions.
- Opening the CP, CX, LTP, XD, job-tracking-log, and side information data sets.
- If required, updating the current plan with the events since the last CP checkpoint. The NM subtask tests the checkpoint data set by reading the first record in the data set. If this record is not valid, the checkpoint data set will be formatted.

Subtask mainline logic consists of providing service for the following events:

- Timer expiration. If required, start the CP turnover process.
- Subtask stop request.
- Post the NM work ECB.

Subtask termination consists of closing all open files.

### Current plan turnover

The creation of a new current plan is performed by the IBM Workload Scheduler for z/OS daily planning batch jobs. The two possible options are extend and replan the current plan. The extend function is also used when creating a current plan for the first time. Both the extend and replan functions cause the creation of a new current plan.

The steps described here explain in detail how the new current plan is created and then brought into normal IBM Workload Scheduler for z/OS processing. These terms are used to describe the process:

**New current plan**

The NCP, NCX, and NXD files.

**Current plan**

The CP1, CP2, CX, XD1, and XD2 files.

**Active current plan**

The CP1, CP2, XD1, or XD2 file in use.

**Inactive current plan**

The CP1, CP2, XD1, or XD2 file not in use.

*A daily planning job starts and is recognized by the normal-mode-manager subtask*

1. A daily planning batch job starts, signals the IBM Workload Scheduler for z/OS subsystem using an ENQ, and then waits.
2. NM detects the ENQ from the batch job and locks the current plan preventing more updates.
3. The active current plan is updated with the latest information from in-storage control blocks representing workstations and active operations. The extension file (CX), which is held in a data space, is refreshed to DASD.

*The active current plan is backed up*

4. The inactive current plan is erased.
5. The active current plan is copied to the inactive current plan. They are now identical.
6. The inactive current plan becomes the active current plan, and the previously active becomes the inactive.
7. The JT logs are switched.
8. The current plan is unlocked, and normal processing continues.
9. NM signals to the batch job that backup processing is complete.
10. The data from the inactive JT log is appended to the JT archive log.

*The daily planning job builds a new current plan*

11. The batch job starts executing again. The inactive current plan is used (together with the LTP, AD, RD, and WS for a CP extend) as input, and a new current plan is created in the NCP, NCX, and NXD data sets. While the batch job is building the new current plan, IBM Workload Scheduler for z/OS continues normal processing except that a current plan backup is not permitted because the batch job is using the inactive current plan data set.
12. The contents of the job-tracking archive data set are copied to the data set in the daily planning job referenced by the EQQTROUT DD name.
13. When the new current plan is ready, the checkpoint data set is updated to show if the new current plan was successfully created. The NM subtask is notified that the daily planning process has completed.
14. The subsystem investigates the checkpoint data set to see if a new current plan was successfully created. If not, IBM Workload Scheduler for z/OS continues as if a daily planning process had not run. If successful, processing continues with the next step.

*The new current plan is taken over*

15. The current plan is locked, preventing it from being updated.
16. The NCP is copied to the active current plan and the NCX is copied to the current plan extension (CX).
17. The job-tracking archive log is emptied.
18. The active job-tracking log now contains a record of the updates to the current plan that were made while the daily plan job was running. These are read, and the current plan is updated accordingly.
19. In-storage control blocks representing workstations and active operations are rebuilt from the active current plan, and a data space is created from the current-plan-extension data set.

*The newly created active current plan is backed up*

20. A current plan backup is performed.
21. The current plan is unlocked and normal processing continues.
22. The data from the now inactive job-tracking log is copied into the JT archive log.
23. A current plan backup is performed. The inactive current plan is erased.
24. The active current plan is copied to the inactive one, and EQQSCPDS is produced. This VSAM is a copy of the current plan and will be used by data processing to add job information to the Symphony file.
25. The next available job-tracking log becomes active.
26. The current plan is unlocked and normal processing continues. All changes to jobs in the Symphony file are sent to the distributed agents, when the Symphony file is available.

*The Symphony File is updated*

27. Starting from EQQSCPDS that contains the updates for the job-tracking file, the job and job stream information is added to the new Symphony file. If a problem occurred during the building of the Symphony file, the Symphony file is not built. To create the Symphony file, you must perform a Symphony renew after correcting the errors.

*The Symphony File is distributed*

28. IBM Workload Scheduler for z/OS sends the Symphony file to IBM Workload Scheduler.
29. Before distributing the new Symphony file, all the events of the old Symphony file that are still outstanding are applied to the new Symphony file.
30. In IBM Workload Scheduler, the new Symphony file is distributed.

## **RODM (RM)**

You can use the Resource Object Data Manager to track the status of real resources used by IBM Workload Scheduler for z/OS operations. RODM is a data cache that contains information about real resources at your installation. Products such as AOC report actual resource status to RODM; RODM reflects the status by updating values of fields in classes or objects that represent the real resources. Subsystems on the same z/OS image as RODM can subscribe to RODM fields. When RODM updates a field, all subscribers to the field are notified.

IBM Workload Scheduler for z/OS support for RODM lets you subscribe to RODM fields for fields in special resources. When RODM notifies a change, IBM Workload Scheduler for z/OS updates resource fields that have a subscription to RODM. You can subscribe to RODM for these fields:

**AVAILABLE**

The *Available* field in the resource. This value overrides the default and interval values.

**QUANTITY**

The *Quantity* field in the resource. This value overrides the default and interval values.

**DEVIATION**

The *Deviation* field. You use this field to make a temporary adjustment to quantity. IBM Workload Scheduler for z/OS adds quantity and deviation together to decide the amount that operations can allocate. For example, if quantity is 10 and deviation is -3, operations can allocate up to 7 of the resource.

You specify these keywords to invoke monitoring through RODM:

**RODMTASK**

Is specified on the OPCOPTS statement for the controller and for each tracker that communicates with a RODM subsystem.

**RODMPARM**

Is specified on the OPCOPTS statement for the controller and identifies the member that contains RODMOPTS statements in the parameter library.

**RODMOPTS**

Is specified for a controller and contains destination and subscription information.

A RODMOPTS statement is required for each field in every resource that you want to monitor. Each statement is used to subscribe to a field in a RODM class or RODM object for a field in a special resource. The RODM field value is used to set the value of the resource field.

RODMOPTS statements are read when the controller is started. When a tracker that communicates with RODM is started, it requests parameters from the controller. The controller sends subscription information to the tracker, which then subscribes to RODM. An event is created when RODM returns a value, which is used to update the special resource field in the current plan. IBM Workload Scheduler for z/OS does not schedule operations that use a special resource until RODM has returned the current field value and IBM Workload Scheduler for z/OS has updated the resource.

To use RODM monitoring you must ensure that:

- A tracker is started on the same z/OS image as the RODM subsystem that requests are sent to, and RODMTASK(YES) is specified for both the tracker and the controller.
- An event writer is started in the IBM Workload Scheduler for z/OS address space that communicates with RODM. This address space creates resource events (type S) from RODM notifications, which IBM Workload Scheduler for z/OS uses to update the current plan.
- The controller is connected to the tracker through XCF, NCF, TCP/IP, or a submit/release data set.

- Each address space has a unique RACF user ID if more than one IBM Workload Scheduler for z/OS address space communicates with a RODM subsystem, such as when you start production and test systems that subscribe to the same RODM subsystem.

IBM Workload Scheduler for z/OS does not load or maintain data models in the RODM cache, or require a specific data model. You need not write programs or methods to use RODM through IBM Workload Scheduler for z/OS, or define specific objects or fields in RODM. IBM Workload Scheduler for z/OS does not update RODM-defined data.

RODM fields have several subfields. The RODM field that IBM Workload Scheduler for z/OS subscribes to must have a *notify* subfield. Through a subscription to this subfield, RODM notifies the product of changes to the *value* subfield. IBM Workload Scheduler for z/OS uses changes to the value subfield to monitor special resources. But only these data types are valid for IBM Workload Scheduler for z/OS RODM support:

Table 4. Valid RODM data types for value subfields

Abstract data type	Data type ID
CharVar (Char)	4
Integer (Bin 31)	10
Smallint (Bin 15)	21

IBM Workload Scheduler for z/OS maintains a RODM status for all special resources in the current plan. You can check the current status in the SPECIAL RESOURCE MONITOR dialog. Each special resource has one of these values:

- N** Not monitored. The special resource is not monitored through RODM.
- I** Inactive. Monitoring is not currently active. IBM Workload Scheduler for z/OS sets this status for all subscriptions to a RODM subsystem that the controller cannot communicate with. This can occur when communication is lost with RODM or with the tracker. The controller sets the value of each monitored field according to the RODMLOST keyword of RODMOPTS.
- P** Pending. IBM Workload Scheduler for z/OS has sent a subscription request to RODM, but RODM has not returned a value.
- A** Active. IBM Workload Scheduler for z/OS has received a value from RODM and the special resource field has been updated.

RODM support is implemented using the RODM USER API. IBM Workload Scheduler for z/OS loads RODM interface module EKGUAPI, which must be accessible via LINKLST or STEPLIB.

The RODM subtask is attached by the subsystem task. The subtask creates a new queue (RODQ) and a table with 1 entry for each active subscription. The table also contains 1 system entry for each connected RODM subsystem. Each subscription entry contains data received from RODM for the subscription and parameter list areas, including the ECB, used for all asynchronous requests.

RODM and IBM Workload Scheduler for z/OS interface in this way:

- The queue server contains a *work-to-do* loop, which waits on an ECB list. Initially, this ECB list contains a stop ECB and a queue ECB. The RODM subtask connects and disconnects RODM.

- Inbound subscription messages are placed on the RODM queue (RODQ) by the IBM Workload Scheduler for z/OS subsystem task. When a message is detected on the queue, a new subscription entry is added to the table. For the first subscription request to a RODM subsystem, a system entry is also created in the table and a system ECB and a RODM-stop ECB are added to the ECB list.
- A query is issued to the RODM subsystem. The current value is translated and then passed to the writer queue (WTRQ).
- A subscribe is performed and the program goes into WAIT on the ECB list.
- When the subscribe ECB is posted by RODM, the RODM subtask retrieves information from the subscription queue and builds a resource event, which it puts on the WTRQ. All other entries in the table are checked for posted ECBs and the program then returns to a WAIT state.
- The event manager analyzes the incoming resource event and updates the special resource field.

This processing continues until the subtask is stopped or the RODM subsystem ends. If RODM ends, entries in the table are reset. The entries are reprocessed when RODM returns. If the RODM subtask ends, requests outstanding are processed when the subtask is restarted. If IBM Workload Scheduler for z/OS is stopped, all subscriptions are deleted.

## Submit (SU)

The submit (SU) subtask initiates these functions: job submit, job release, started-subtask initiation, and WLM job promotion. When the submit subtask receives a request, for example, to submit a job, it checkpoints the submit sequence-number, loads the corresponding JCL in a storage buffer, and submits this to the internal reader. If the submit is successful, a submit event (type IJ1, IJ2, IJ3, IWTO, IREL, or IWLM) is built, and a subsystem request is issued to broadcast the event-creation routine. If there is no more work for the submit subtask to process, a WAIT is entered.

The submitter task is part of the tracker, but job submission is initiated by the workstation analyzer (WA) task of the controller. Checkpointing of submission requests is the means by which the two tasks cooperate to ensure that all requests for submission are honored.

When the connection between the controller and a tracker is initially established, and subsequently each time the connection is reestablished after some disruption, the controller requests synchronization. A synch request is sent for each workstation defined with a destination of the particular tracker to synchronize submit requests, as some requests might have been lost because of a bad connection or tracker outage. The tracker responds to the request by issuing a synchronization response event, which is written to the event data and communicated to the controller in the same way as other job-tracking events. The event is prefixed IJ0 (see Chapter 5, "Data areas," on page 83 for control block mapping) and contains checkpoint information that describes the number of submit events processed by the tracker. When the controller reads the synchronization response event, a check is made to determine the number of submit requests that should have been processed by the tracker. If there is a discrepancy, the controller resends the submit request.

Operations that have been rerouted to an alternate workstation will not be resubmitted.

If the tracker, during normal processing, receives a submit request out of order, the request is discarded, and an out-of-sequence synchronization event is created. Upon receipt of this event, the controller immediately suspends job submission for new operations and resends all requests for the reportedly lost job submission request and all following requests. The lost submit-event record is also prefixed IJ0.

### Releasing a job on a JES2 system

On a JES2 system, the IBM Workload Scheduler for z/OS release routine does the following:

- If the job is a local job, sends a status request to JES2 to verify that the job is known to, and held by, JES2
- If the job is a local job, builds a release command in the following format:  
\$AJnnnnn (nnnn is job number)
- If the job is a remote job, builds a release command in the following format:  
\$G A node,'jobname',Jnnnnn,0=orgnode
- Sends the release command to JES2 using SVC 34.

### Releasing a job on a JES3 system

On a JES3 system, the IBM Workload Scheduler for z/OS release routine does the following:

- If the job is a local job, sends a status request to JES3 to verify that the job is known to, and held by, JES3
- If the job is a local job, builds a release command in the following format:  
\*F J=nnnn,R (nnnn is job number)
- If the job is a remote job, builds a release command in the following format:  
\*T node \*F J=rnnn,R (rnnn is remote job number)
- Sends the release command to global JES3, using IATSSCM1.

On JES3 Version 2 Release 2 (or later) systems, the command is sent to JES3 using SVC 34.

Note that the remote release command assumes that the remote system is a JES3 system.

## TCP/IP tracker connection (IP)

The TCP/IP tracker connection (IP) subtask connects standard z/OS tracker to the z/OS controller through the Transmission Control Protocol/Internet Protocol (TCP/IP). This task enables IPV6 and IPV4 standards, and SSL authentication and encryption.

The IP task has a queue in the controller and tracker named TIPQ, where the Data Router (DX) task tails the events that will be managed by the task.

The IP task runs on the controller and tracker.

### IP task on controller side

On the controller, the IP task opens a main socket where it receives the connection requests from the trackers. The IP task is always waiting for an event; iteration is done if the task receives an event.

The main events that the IP task can receive are:

- There is work on the TIPQ.
- There is a connection request from a tracker (connect() from tracker).



- There are bytes to be read on a socket (write() from tracker).
- Bytes are to be written on a socket (write() to tracker).
- A started task stop request must be processed.
- The loop timeout has expired.
- Task abnormal end.

When the IP task receives an event, it starts iterating and checks:

1. Whether the loop timeout has expired or an abnormal end occurred.
2. The reading sockets to verify if:
  - There is a connection request from a tracker on the task main socket.  
The task checks that the IP address or host name and the port number match with the IP addresses, host names, and port numbers specified in the initialization parameters. If any value is not valid or already in use, the connection requested is not established.
  - There are bytes to be received from trackers  
If there are, they are received by the controller.
3. The task queue. If there is work on the TIPQ, the IP task stores the entries in another internal queue of the task for later processing.
4. The write sockets to verify if there is a connection() or write() request pending for the remote tracker that must be processed. The request result is checked.
5. Whether there are entries in the internal queue. If there are, the IP task processes the DQE and sends the data to the remote trackers.

### **IP task on tracker side**

The IP task on the tracker decides to connect to the controller. The controller is always waiting for the connection request passively. The tracker must always be connected to the controller. If the connection goes down, the tracker tries to establish it again until it succeeds or the tracker is stopped; the error message handling at tracker side is the following:

- The error messages display is enabled at initialization time.
- The error messages display is disabled after a TCP/IP connection problem (EQQIP15E or EQQIP17I are issued in the message log), so that the following connection retries will not issue error messages.
- The error messages display is re-enabled when a connection is successful; an informational message informing about the restored connection is issued (EQQIP12I).

The IP task is always waiting for an event; iteration is done if the task receives an event.

The main events that the IP task can receive are:

- There is work on the TIPQ.
- There are bytes to be read on a socket (write() from controller).
- Bytes are to be written on a socket (write() to controller).
- A started task stop request must be processed.
- The loop timeout has expired.
- Task abnormal end.

When the IP task receives an event, it starts iterating and checks:

1. Whether the loop timeout has expired or an abnormal end occurred.

2. The reading sockets. If there are bytes to be received from controller, the IP task receives the bytes.  
If some buffer received is completed, the received information is checked: if this is a DQE from the controller, the task enqueues the information on the data router queue (RTRQ). If the connection to the controller is not established, the tracker tries to connect even if the loop timeout has expired.
3. The task queue. If there is work on the TIPQ, the IP task stores the entries in another internal queue of the task for later processing.
4. The write sockets to verify if there is a connection() or write() request pending for the controller that must be processed. The request result is checked.
5. Whether there are entries in the internal queue. If there are, the IP task processes the DQE and sends the data to the remote trackers.

## Workstation analyzer (WA)

The workstation analyzer (WA) subtask analyzes operations (jobs, started tasks, and WTO messages) that are ready to start at:

- Automatically reporting computer workstations
- Nonreporting workstations
- General workstations that have the WTO option specified.

For each active workstation that is defined in the CP, the WA sends a synchronization request, to the related submit task. For a detailed description of the submit checkpoint mechanism, see “Submit (SU)” on page 73. The workstation analyzer identifies the most urgent operation to be submitted from a list of ready operations. When an operation is selected, the JCL for the operation must be retrieved. The WA searches for the JCL in the following order:

- The JCL repository
- A data set indicated by the EQQUX002 exit, if the exit is present
- The IBM Workload Scheduler for z/OS job library (EQQJBLIB).

Variable substitution is performed for the JCL if required, and the job input is imaged to the JCL repository. The EQQUX001 is called if present. A submit request, which includes the JCL and specified destination, is queued to the data router (DX) task. The workstation analyzer updates the current plan and creates a job-tracking record TRL25 to record the submit request. The operation status is changed to SU to indicate that submission is in progress.

Variable substitution is performed for the System Automation command text if required, and the result is also saved as CPLREC33. The EQQUXSAZ is called, if present. A submit request, which includes the System Automation command and specified destination, is queued to the data router (DX) task. The workstation analyzer updates the current plan and creates a tracking record to track the submit request. The operation status is changed to SU, to indicate that submission is in progress.

The WA subtask also processes any workstation operation that has a deadline WTO message specified. Operations with a deadline WTO message that have reached their latest start times are always selected first. This process continues while there are operations that can be started. The workstation analyzer subtask then waits for more work to arrive or for the next scheduled event to occur. The WA resends submit requests for operations that are flagged as having lost their submit requests.

If you specify the LATEOPER or DURATION keywords on the ALERT initialization statement, the WA is responsible for issuing the relevant alert when the condition is detected.

If you specify the WLM initialization statement, the WA regularly checks if an operation has reached particular time limits that activate the policy. These limits are specified either by default, in the WLM initialization statement and valid for all critical operations or by you, in the Modify Current Plan or the Application Description environment and valid only for the particular operation. In these instances, the WA sends a request to the related submit task for WLM promotion.

**Note:** On fault-tolerant workstations, the WA subtask manages only non-centralized scripts that have some dependencies on special resources or centralized scripts. Non-centralized scripts without any dependencies on special resources are managed by the batchman process of the fault-tolerant workstations on which the job is scheduled.

**Note:** If the Workstation Analyzer subtask has no operations to schedule, it is woken up every two minutes so that message EQQE038I can be issued with two minutes of delay.

### **When an operation is eligible to be started**

An operation can be started when:

- The workstation is active (that is, the controller can communicate with it), is open, and has an available parallel server (or the WA has been requested not to use parallel servers in scheduling decisions). For jobs on a fault-tolerant workstation, the workstation must be linked active, CPULIMIT must be nonzero, and the jobs running on the workstation must be fewer than the CPULIMIT set.
- The status of the operation is either ready or arrived, and the manual hold (MH) CP function has not been specified.
- The manual release (MR) CP function has been specified, following a manual hold (MH) request for the operation.
- The duration of the operation is such that the operation can be processed during the time that its associated workstation remains open. This is dependent on what has been specified in the shutdown policy defined in the SHUTDOWN parameter of the JTOPTS initialization statement. See *Customization and Tuning*.
- Either the operation does not use any special resources, or it uses special resources that are available and that can satisfy the allocation criteria.

The operation specifies a quantity and type for each allocation. Quantity is a number from 1 to 999999, or blank. Blank means the current maximum quantity of the special resource. The type is either shared (other operations can share the allocation concurrently) or exclusive (the operation must be the only user of the allocated quantity).

If an operation needs a special resource that is not defined in the current plan, IBM Workload Scheduler for z/OS uses the DYNAMICADD keyword of the RESOPTS statement to determine if it creates the required special resource dynamically.

- Job submission has not been prevented for this operation.
- The execute (EX) CP function has been requested for this operation.
- There have been no errors during a previous attempt to start this operation.
- This is either a normal (non-time-dependent) operation, or it is a time job that can be started now.

A time job is an operation on a computer workstation that should start at a particular time, as opposed to the normal IBM Workload Scheduler for z/OS situation where an operation is started when all its predecessors are complete.

A time job can have the cancel-if-late attribute. If so, it might not be started after its start time has passed, depending on the SUPPRESSPOLICY parameter specified for the IBM Workload Scheduler for z/OS system in the JTOPTS initialization statement. Refer to *Customization and Tuning*.

- Either the operation does not use any workstation resources, or it does not use more workstation resources than are available.

A workstation resource is related to a specific workstation. For example, you can specify that one workstation has 2 optical readers and 10 tape units. Operations that need tapes or optical readers should then be defined so that IBM Workload Scheduler for z/OS knows how many are needed to start the operation. If this is done, operations do not start (by the WA) on this workstation unless there are enough tapes and optical readers available.

### Operation priority

If there is more than one operation that can be started, the WA scheduler selects an operation by investigating these characteristics in the stated order:

1. Priority 9.
2. Earlier latest-start time.

The latest-start time is calculated internally by IBM Workload Scheduler for z/OS, and is the latest time (based on the operation duration) that the operation must start if it is to be completed before its deadline. If no deadline is specified for the operation, IBM Workload Scheduler for z/OS uses the occurrence deadline and subtracts the duration for each successor operation on the critical path.

3. Priority 8–1.
4. Shortest estimated duration.
5. First-in first-out basis.

### Retrieving JCL

The WA retrieves JCL for the job that is ready to be started and sends it to a submit subtask via the data router (DX) subtask. The WA extracts the JCL for the job from:

- The JS data set, if the JCL to be used is saved there.
- The data set indicated by the EQQUX002 job-library-read exit, if the exit is requested by the EXITS initialization statement.
- The IBM Workload Scheduler for z/OS job library (EQQJBLIB).
- The EQQUX001 job-submit exit, if requested.
- A user-defined JCL imbed exit, or EQQJBLIB, if the FETCH directive is included in the `//*%0PC` JCL statement.

Operations handled by the external router (EX) subtask are not required to have JCL fetched by the controller, instead the JCL may be fetched by the operation-initiation exit, EQQUX009, or located at the receiving user-defined destination. If JCL can be located by the controller it will be processed and passed to the EX task, and subsequently to EQQUX009, as normal.

The values for any JCL variables that are present in the JCL are retrieved from JCL variable tables or from a user-defined JCL-variable-substitution exit. When the job is found, the JCL is retrieved and, if necessary, a new JS record is built.

When a JCL directive statement is actioned, it is changed by IBM Workload Scheduler for z/OS to a JCL comment statement. JCL directive statements are defined in the job input as z/OS JCL statements. The statement is changed when the operation is submitted to a valid comment statement for the target operating system. The image of the job input in the JCL repository is not altered.

Subtask initialization consists of building the WA environment and opening all required files.

Subtask mainline logic consists of providing service for the following events:

- Timer expiration. Trying to find an operation to be started.
- Post the work ECB. Trying to find an operation to be started.
- Subtask stop request.

Subtask termination consists of closing all open files.

## Data store network common function (FN)

This is the task that handles the SNA communication between the controller and Data Store (the XCF Connection is handled by the FL task). Its internal logic is similar to the NCF task.

## Data store TCP/IP communication task (ID)

This is the task that handles the TCP/IP communication between the controller and Data Store. Its internal logic is similar to the IP task.

## Fetch joblog (FL)

This task is in charge of the Joblog Retrieval and Restart and Clean up functions. It communicates with the Data Store address space to get joblog (Joblog Retrieval) and structured joblog data information (Restart and Clean up).

It is also in charge of starting the local data store used for storing the oper\_info structures.

The task is queue-driven. The queues are:

### ARCQ

SSX queue used for controller/FL communication.

### ANCQ

Internal queue used for data store/FL communication.

Controller requests to FL are sent via DQE of type "ARC":

### Type=LOG

Get z/OS joblog

### Type=OPI

Ask Oper\_info structure

### Type=SDEL

Start deletion of old entries in local data store

## Pre-submitter task (PSU)

This task is in charge of the JCL tailoring needed to implement the Restart and Cleanup function. It adds the EQQCLEAN pre-step to the JCL in order to:

1. Execute a step restart.

2. Execute a clean up.

PSU interacts with the following other tasks:

- GS
- WSA
- FL
- SU

The task is queue-driven. Its SSX queue is the PSUQ.

Requests to PSU are sent via DQE of type "PSU":

**Type=APL**

Apply logic: tailor JCL to do clean up and/or step restart

**Type=CLN**

Stand-alone clean up: create a new job to execute clean up

---

## IBM Workload Scheduler for z/OS data store subtasks

### Writer

This triggers the reading process for the SYSOUT data, and stores it in the database. More than one Writer task can be active at the same time, to allow parallel operations of SYSOUT data analysis.

### Reader

This looks for SYSOUT data in the database and transmits it to the requesting Controller. Every time the Controller asks the Communication subtask for a SYSOUT, The Communication subtask activates the reader. If the Reader does not find the SYSOUT in the Database, then the JES Queue reader is activated.

### JesQueue

This triggers the reading process of the job IDs found in the spool classes reserved for the Data Store, and then stores the same IDs in a queue, so allowing the synchronization of the different requests for the active Writer subtasks.

### Communication

This performs the following main functions:

- Links the IBM Workload Scheduler for z/OS controller by SNA or XCF connection type, depending on the startup parameters
- Receives job SYSOUT requests from the IBM Workload Scheduler for z/OS dialog and forwards them to the Data Store reader component
- Sends the data requested by the Controller.

### Command

This is the interface between the operator and the Data Store. The Command subtask manages all the external Data Store commands.

### Cleanup

This component manages the deletion of SYSOUTs from the database, according to the selection criteria specified in the parameters member whose name corresponds to the CLNPARM parameter in the DSTOPTS initialization statements.

## User exit and task relationships

Table 5 and Table 6 show the subsystems in which each user exit of IBM Workload Scheduler for z/OS is run. Table 5 lists the user exits and assigns them a key heading that you can match in Table 6 to find the corresponding subsystem and task.

Table 5. User exits in IBM Workload Scheduler for z/OS

Exit Name	Exit Type	Heading in Table 6
EQQUX000	Start/Stop	0
EQQUX001	Job-Submit	1
EQQUX002	Job-Library-Read	2
EQQUX003	Application-Description-Feedback	3
EQQUX004	Event-Filtering	4
EQQUX005	SYSOOT Archiving	5
EQQUX006	Incident-Record-Create	6
EQQUX007	Operation-Status-Change	7
EQQUX009	Operation-Initiation	9
EQQUX011	Job-Tracking Log Write	11
EQQUX013	Job-Tailoring Prevention	1
EQQUXPIF	Application-Description-Validation	AV
EQQUSAZ	System Automation command	SAZ
User defined	JCL-Imbed (FETCH Directive)	JCL
User defined	JCL-Variable-Substitution	JVAR
User defined	Automatic-Job-Recovery	AR
User defined	Daily-Planning-Report	DP

Table 6 shows whether each exit is executed in the Controller, the Tracker, or in a batch program. Tracker exits are run also in the Controller if the Controller has an Event Writer task; that is, if EWTRTASK(YES) is specified in OPCOPTS.

Table 6. User exit and task relationships

Subsystem	Task	0	1	2	3	4	5	6	7	9	11	JCL	JVAR	AR	DP	AV	SAZ
All	System Task Dispatcher	X															
Controller	Automatic Recovery				S				S		S			S			
Controller	Event Manager				S				S		S						
Controller	External Router									X							
Controller	General Service			S	S				S		S	S	S				
Controller	Normal Mode Manager				S				S		S						

Table 6. User exit and task relationships (continued)

Subsystem	Task	0	1	2	3	4	5	6	7	9	11	JCL	JVAR	AR	DP	AV	SAZ
Controller	Workstation Analyzer		S	S	S				S		S	S	S				S
Trackers/Controller	Event Writer					X											
Trackers/Controller	Job Completion Checker						X	X									
Batch	Daily Planning														X		
PIF	AD Validation															X	

**Notes:**

1. The S mark means that the execution in the part of the task where the exit is run is subject to serialization. The X mark implies that there is no serialization.
2. When a task operates on a resource, it holds it exclusively. Normally the resource is the current plan. While the task is updating the current plan, no other task can reference the current plan at the same time.
3. An exit should avoid processing, such as I/O operations, that may result in system waits and must not perform requests to the IBM Workload Scheduler for z/OS program interface.
4. Termination of the Job Completion Checker exits (EQQUX005 and EQQUX006) precludes the ending of the connected job.



---

## Chapter 5. Data areas

This chapter provides graphic representation of many data areas used by IBM Workload Scheduler for z/OS. This publication attempts to provide the information that is most often needed, not all data areas are documented here. In general, any of the following specifications were considered to qualify a data area for inclusion in this publication:

- The data area is a physical record mapping
- The data area is used extensively in debugging

Data areas appear alphabetically, by name of the mapping macro. The data areas in this publication are not intended to be used as a customer user interface. The areas are product sensitive and can be changed at any time during the current release without documentation updates to this publication.

---

### The data area map

The data area is described field by field. These field descriptions are taken directly from the system code.

For each field in the data area, the table provides the following information:

#### Offsets

The address of the field, shown in both decimal and hexadecimal (hexadecimal address in parentheses), relative to the beginning of the data area.

**Type** The kind of program data defined for this field, such as CHARACTER, SIGNED, UNSIGNED.

**Len** Size of the field in bytes (decimal).

**Name** The name of the field, bit, or mask.

Bit or mask names are preceded by a description of the bit position and values, as follows:

1...	....	Refers to bit 0.
....	..11	Refers to bits 6 and 7.
...1	....	Refers to bit 3.
11..	1111	Refers to bits 0, 1, 4, 5, 6, and 7.

#### Description

A description of the purpose or meaning of the field, bit, or mask.

---

### The cross-reference table

For each data area with more than 40 fields, a cross-reference table shows the following:

- *Hex Offset*: The hexadecimal offset of the field into the data area (for bits, the hexadecimal offset of the field containing the bit).
- *Hex Value*: Hex values are shown only for bits. The Hex value shown implies the position of the bit in the field containing the bit. For an example illustrating how to use the Hex Value, see the bit DOACMD\_FAIL in the DOA data area.

In the DOA data area, the cross-reference table for the DOACMD\_FAIL bit looks like this:

Table 7. cross-reference table for DOACMD\_FAIL

Name	Hex Offset	Hex Value	Level
DOACMD_FAIL	8F	80	3

In the mapping of the DOA, the DOACMD\_FAIL bit appears like this:

Table 8. Mapping of the DOA

143	(8F)	BITSTRING	1	DOAFLAG3	FLAG BYTE
		1... ..		DOACMD_FAIL	OP COMMAND FAIL FLAG

Hex Offset 8F is the offset of field DOAFLAG3, a 1-byte field. The first bit in this field is named DOACMD\_FAIL. Ignoring the other bits in the field DOAFLAG3, if the DOACMD\_FAIL bit is on, the value of field DOAFLAG3 would be 1000 0000, which is equivalent to hex 80. This value (hex 80) is shown in the Hex Value column of the cross-reference table. When a bit is on, the condition described in the Description field of the mapping is true.

## Date formats used in IBM Workload Scheduler for z/OS

Different components of IBM Workload Scheduler for z/OS use different formats to represent dates. Table 9 describes how these formats are used.

Table 9. Date formats used in IBM Workload Scheduler for z/OS

IBM Workload Scheduler for z/OS component	Date format	Length	Date type
Controller	YYMMDD	6	Internal date
	0nYYDDDF	4	Time stamp
Trackers	YYMMDD	6	Real date
	0nYYDDDF	4	Time stamp
Description databases	YYMMDD	6	Internal date
Batch loader and SYSIN for batch programs	YYMMDD	6	Real date
Dialogs and reports	Defined by the user, for example YY/MM/DD	8	Real date
Exits	YYMMDD	6	Real date
	0nYYDDDF	4	Time stamp
Programming interfaces	YYMMDD	6	Defined by the user

### Note:

1. Real date means that 1 January 1998 is represented as 980101.
2. For the internal date, IBM Workload Scheduler for z/OS uses 1972 as the base year for the century window. This means that the year 1972 is represented as 00 and 2071 is represented as 99.
3. The z/OS time stamp uses 00YYDDDF for dates in the 20th century, and 01YYDDDF for dates in the 21st century.

4. The date format of the programming interfaces depends on the base year of the PIF century window defined by the PIFCWB keyword of the INTFOPTS statement, or the CWBASE keyword of the INIT statement. 00 implies real dates. 72 corresponds to the IBM Workload Scheduler for z/OS internal date format.

---

## ADR - application description

Name : DCLADR

Function:

This segment declares an application or job description in the application description database (EQQADDS)

The AD record is structured as follows:

- 1 adr
  - 2 common data
  - 2 run cycles ( )
    - 3 number of positive offsets ( )
    - 3 number of negative offsets ( )
    - 3 rule ( )
  - 2 application predecessors ( )
  - 2 operations ( )
    - 3 internal predecessors ( )
    - 3 external predecessors ( )
    - 3 special resources ( )
    - 3 extended name ( )
    - 3 system automation info ( )
    - 3 condition information( )
    - 3 condition dependency( )

The following structures and pointers are defined:

- adr based(adrptr)
- adrrun based(runptr)
- adrop based(opptr)
- adropint internal predecessors section
- adropext based(extptr) external pred. section
- adropsrs resource section
- adrop\_extinfo section
- adrop\_autoinfo section
- adrop\_cond\_info
- adrop\_cond\_simple

Offsets to first run cycle and first operation are saved in the fixed part of the record. Run cycles and operations are chained together by offsets from beginning of each segment.

### Offsets

Dec	Hex	Type	Len	Name (Dim)	Description
0	(0)	STRUCTURE	*	adr	

Fixed part of common data

### Offsets

Dec	Hex	Type	Len	Name (Dim)	Description
0	(0)	CHARACTER	208	adrcommon	
0	(0)	CHARACTER	2	*	used by IO routines
2	(2)	CHARACTER	23	adrkey	key of the record
2	(2)	CHARACTER	16	adrid	application id

Offsets					
Dec	Hex	Type	Len	Name (Dim)	Description
18	(12)	CHARACTER	1	adrstat	status and type adgc
19	(13)	CHARACTER	6	adrto	valid to
25	(19)	CHARACTER	4	adreye	eye catcher
29	(1D)	UNSIGNED	1	adrvers	version number
30	(1E)	CHARACTER	6	adrfrom	valid from
36	(24)	CHARACTER	24	adrdescr	descriptive text
60	(3C)	CHARACTER	8	adrgroup	authority group name
68	(44)	CHARACTER	16	adrowner	owner id
84	(54)	CHARACTER	24	adrodesc	owner description
108	(6C)	CHARACTER	1	*	spare
109	(6D)	CHARACTER	6	adrldate	last update date
115	(73)	CHARACTER	4	adrlltime	last update time
119	(77)	CHARACTER	8	adrluser	lastupdate user-id
127	(7F)	CHARACTER	1	adrprior	priority
128	(80)	CHARACTER	3	adrdsms	Deadline smoothing factor
131	(83)	CHARACTER	3	adrdlim	Deadline feedback limit
134	(86)	SIGNED	2	adrop	total number of operations
136	(88)	SIGNED	4	adrrun	total number of runcycles

#### offsets and flags

Offsets					
Dec	Hex	Type	Len	Name (Dim)	Description
140	(8C)	SIGNED	4	adrfrun	offset to first runcycle
144	(90)	SIGNED	4	adrfof	offset to first op
148	(94)	CHARACTER	1	adrflags	ad flags
		1... ..		adrerd	deadline cannot be met
		.1.. ..		adrjobd	1 application is job description compliant
		..1. ....		adrmon	1 any mon. job in appl
		...1 ....		adrcaldef	work bit, off in DB
		.... 1111		*	free
149	(95)	CHARACTER	16	adrcal	calendar identity
165	(A5)	CHARACTER	16	adrgroupid	group application adga
181	(B5)	CHARACTER	3	*	free
184	(B8)	SIGNED	4	adrdep£	number of application predecessors
188	(BC)	SIGNED	4	adrdfep	first adrdep offset
192	(B5)	CHARACTER	8	*	free
200	(C8)	CHARACTER	8	adrluts	last update timestamp
208	(D0)	CHARACTER	*	adrvarsect	variable length section

Offsets					
Dec	Hex	Type	Len	Name (Dim)	Description
0	(0)	STRUCTURE	160	adrrun	

#### run cycle definition

Offsets					
Dec	Hex	Type	Len	Name (Dim)	Description
0	(0)	SIGNED	4	adrrnrun	offset to next runcycle rel to beginning of adr
4	(4)	SIGNED	2	adrr	run cycle number

Offsets					
Dec	Hex	Type	Len	Name (Dim)	Description
6	(6)	CHARACTER	8	adrrper	period name, rule name
14	(E)	SIGNED	2	adrrnpos	number of pos offsets
16	(10)	SIGNED	2	adrrneg	number of neg offsets
18	(12)	UNSIGNED	1	adrrule	free day rule
19	(13)	CHARACTER	6	adrrfrom	run cycle valid from
25	(19)	CHARACTER	6	adrrout	run cycle not valid from
31	(1F)	CHARACTER	50	adrrdesc	run cycle description
81	(51)	CHARACTER	1	adrrtype	run cycle type see rc type constants
82	(52)	CHARACTER	4	adrrarri	input arrival time
86	(56)	CHARACTER	6	adrrdead	deadline
86	(56)	CHARACTER	2	adrrday	deadline day rel. to start
88	(58)	CHARACTER	4	adrrtime	deadline time
92	(5C)	CHARACTER	16	adrrjvt	jcl var table name
108	(6C)	SIGNED	2	adrrrdlen	rule definition length
110	(6E)	CHARACTER	4	adrrvyrr	EVERY repeat range
114	(72)	CHARACTER	4	adrrvyet	EVERY end time
118	(76)	CHARACTER	2	*	free
120	(78)	SIGNED	4	adrrshift	SHIFT
124	(7C)	CHARACTER	1	adrrshtype	W D work day day
125	(7D)	CHARACTER	3	*	free
128	(80)	CHARACTER	8	adrruleper (4)	rule periods
160	(A0)	CHARACTER		adrrunend	end of run cycle def

application predecessor definition

Offsets					
Dec	Hex	Type	Len	Name (Dim)	Description
0	(0)	STRUCTURE	100	adrdep	application predecessor
0	(0)	SIGNED	4	adrondep	offset to next application predecessor
4	(4)	CHARACTER	22	adrdeprr	application predecessor id
4	(4)	CHARACTER	16	adrdepad	application predecessor ad id
20	(14)	CHARACTER	6	adrdepop	application predecessor operation id
20	(14)	CHARACTER	4	adrdep_wsid	work station id
24	(18)	SIGNED	2	adrdep_opno	operation number
26	(1A)	CHARACTER	4	adrdeptr	transport time (not used)
30	(1E)	CHARACTER	50	adrdepde	description
80	(50)	CHARACTER	1	adrdepntp	print option
81	(51)	CHARACTER	1	adrdepflg	flags
		1... ....		adrdepwrk	work
		.111 1111	*		
82	(52)	CHARACTER	1	adrdepXCsel	C (closest prec) S (same day) R (relative ivl) A (absolute ivl)
83	(53)	CHARACTER	1	adrdepXMand	P (plan) C (control) N (no)
84	(54)	CHARACTER	1	adrdepIVL_typ	IVL type: A absolute R relative
85	(65)	*	1		
86	(56)	CHARACTER	7	adrdepIVLfr	FROM IVL
86	(56)	CHARACTER	1	adrdepIVLfr_when	B or A
87	(57)	CHARACTER	1	adrdepIVLfr_day	from 0 to 7 day (DAYS)
88	(58)	CHARACTER	3	adrdepIVLfr_HHH	from 000 to 167 (HOURS)
88	(58)	CHARACTER	1	*	
89	(59)	CHARACTER	2	adrdepIVLfr_HH	from 00 to 23 (HOURS)
91	(5B)	CHARACTER	2	adrdepIVLfr_MM	from 00 to 59 (MINUTES)
93	(5D)	CHARACTER	7	adrdepIVLTo	TO IVL

Offsets					
Dec	Hex	Type	Len	Name (Dim)	Description
93	(5D)	CHARACTER	1	adrdepIVLTo_when	B or A
94	(5E)	CHARACTER	1	adrdepIVLTo_day	from 0 to 7 day (DAYS)
95	(5F)	CHARACTER	3	adrdepIVLTo_HHH	from 000 to 167 (HOURS)
95	(5F)	CHARACTER	1	*	
96	60	CHARACTER	2	adrdepIVLTo_HH	from 00 to 23 (HOURS)
98	62	CHARACTER	2	adrdepIVLTo_MM	from 00 to 59 (MINUTES)
100	64	CHARACTER		adrdep end	end of segment

Offsets					
Dec	Hex	Type	Len	Name (Dim)	Description
0	(0)	STRUCTURE	*	adrrdaypos	positive run days
0	(0)	CHARACTER	3	adrrdayp (*)	run day offsets

Offsets					
Dec	Hex	Type	Len	Name (Dim)	Description
0	(0)	STRUCTURE	*	adrrdayneg	negative run days
0	(0)	CHARACTER	3	adrrdayn (*)	run day offsets

Offsets					
Dec	Hex	Type	Len	Name (Dim)	Description
0	(0)	STRUCTURE	*	adrrrdefseg	rule definition segment follows the variable number of positive and negative offsets
0	(0)	CHARACTER	*	adrrrdef	rule definition value

Offsets					
Dec	Hex	Type	Len	Name (Dim)	Description
0	(0)	STRUCTURE	128	adrop	

#### operation definition

Offsets					
Dec	Hex	Type	Len	Name (Dim)	Description
0	(0)	SIGNED	4	adronop	offset to next op rel to beginning of adr
4	(4)	CHARACTER	6	adropid	operation id
4	(4)	CHARACTER	4	adrwsid	workstation
8	(8)	SIGNED	2	adropno	operation number
10	(A)	CHARACTER	24	adropdes	operation description
34	(22)	SIGNED	4	adropdur	dura, 100th of sec
38	(26)	CHARACTER	3	adropsm	smoothing factor
41	(29)	CHARACTER	3	adroplim	limit for feedback
44	(2C)	CHARACTER	1	adropaec	auto error completion YN
45	(2D)	CHARACTER	8	adropjn	job name
53	(35)	CHARACTER	1	adropjcl	job class
54	(36)	SIGNED	2	adrophrc	highest rc not in error
56	(38)	CHARACTER	1	adroppcl	print class
57	(39)	CHARACTER	8	adropfor	form number
65	(41)	CHARACTER	6	adropst	earliest start
65	(41)	CHARACTER	2	adropstd	relative day
67	(43)	CHARACTER	4	adropstt	start time
71	(47)	CHARACTER	6	adropded	deadline

Offsets					
Dec	Hex	Type	Len	Name (Dim)	Description
71	(47)	CHARACTER	2	adropdd	relative day
73	(49)	CHARACTER	4	adropdt	start time
77	(4D)	CHARACTER	1	adropflg	operation flags
		1... ..		adropajr	automatic cpu release
		.1.. ..		adropwk1	not used
		..1. ....		adropcan	suppress if late & timejob
		...1 ....		adroptim	submit job on time
		.... 1...		adropwk2	not used
		.... .1..		adropsub	automatic submit
		.... ..1.		adrhrcc	highest rc (adrophrc) set
		.... ...1		adropwto	deadline wto
78	(4E)	SIGNED	2	adopr1	ws resource amount requir
80	(50)	BITSTRING	1	adropflg2	Adrop flags
		1... ..		adropcondrjob	Cond Recovery job
		.111 ....		*	free
		.... 1...		adropnop	nop job
		.... .1..		adropmh	manually hold job
		.... ..11		*	reserved
81	(51)	UNSIGNED	1	adroptemp	temp for ws info
82	(52)	SIGNED	2	adopr2	ws resource amount requir
84	(54)	CHARACTER	2	*	free
86	(56)	SIGNED	2	adropps	no. of servers used
88	(58)	SIGNED	2	adropin	no. of internal pred.
90	(5A)	SIGNED	2	adropex	no. of external pred.
92	(5C)	SIGNED	2	adropsr	no. of special resources
94	(5E)	CHARACTER	1	adrop_rerut	op rerouteable
95	(5F)	CHARACTER	1	adrop_resta	op restartable
96	(60)	CHARACTER	1	adropcm	catalog management, cata A = Automatic, D90Ccata I = Immediate, D90Ccata M = Manual, D90Ccata N = None cata
97	(61)	UNSIGNED	1	adrttrtemp	temp for retrieval d19a D23A-start
98	(62)	CHARACTER	2	adropwlm	WLM fields
98	(62)	CHARACTER	1	adropjobcrt	Critical Job
99	(63)	CHARACTER	1	adropjobpol	Late Jobe Policy D23A---end
100	(64)	CHARACTER	1	adrflag2	D90A
		1... ..		adrop_UserSYS	1 = Need User Sysout D90A
		.1.. ..		adrop_ExpJCL	1 = Need Expanded JCLD90A
		..1. ....		ADROPMON	1 monitor the job
		...1 ....		adropscrip	1 central script used
		.... 1111		*	
101	(65)	UNSIGNED	1	adropExtInf	Extended JobName area 0 = not allocated 1 = allocated
102	(66)	CHARACTER	1	adrop_UseExtInf	Extended JobName info N = not used Y = used
103	(67)	CHARACTER	1	adrop_UseSEinf	Scheduling Env. Name CUA N = not used CUA Y = used CUA
104	(68)	UNSIGNED	1	adropAutInf	Automation Info areaCHWA 0 = not allocated CHWA 1 = allocated CHWA
105	(69)	CHARACTER	1	adrop_UseAutInf	Sys Automation info CHWA N = not used CHWA Y = used CHWA
106	(6A)	CHARACTER	8	adropWLMClass	WLM Service class
114	(72)	SIGNED	2	adropUF	Number of User Fields
116	(74)	SIGNED	2	adropCC	Number of Cond

Offsets					
Dec	Hex	Type	Len	Name (Dim)	Description
118	(76)	SIGNED	2	adropCS	Number of Simple Cond
120	(78)	UNSIGNED	1	adrop_Reng	remote engine area 0 = not allocated 1 = allocated
121	(79)	CHARACTER	1	*	free (total)
122	(7A)	SIGNED	2	adropexIVL	Nbr of NORMAL ext d IVL
124	(7C)	SIGNED	2	adropCI	Total Cond IVL
126	(7E)	CHARACTER	2	*	free
128	(80)	CHARACTER		adropFixEnd	end adrop

### operation dependencies

Offsets					
Dec	Hex	Type	Len	Name (Dim)	Description
0	(0)	STRUCTURE	16	adropint (*)	internal dependencies.
0	(0)	CHARACTER	6	adroppre	predecessor id
0	(0)	CHARACTER	4	adrip_wsid	work station id
4	(4)	SIGNED	2	adrip_opno	operation number
6	(6)	CHARACTER	4	adroptrt	transport time
6	(6)	CHARACTER	2	adrophh	hours
8	(8)	CHARACTER	2	adropmm	minutes
10	(A)	CHARACTER	6	*	free

Offsets					
Dec	Hex	Type	Len	Name (Dim)	Description
0	(0)	STRUCTURE	84	adropext (*)	external dependencies.
0	(0)	CHARACTER	22	adrophepr	predecessor id
0	(0)	CHARACTER	16	adrophead	external predecessor ad id
16	(10)	CHARACTER	6	adropheop	predecessor id
16	(10)	CHARACTER	4	adrep_wsid	work station id
20	(14)	SIGNED	2	adrep_opno	operation number
22	(16)	CHARACTER	4	adropetr	transport time
26	(1A)	CHARACTER	50	adropede	description
76	(4C)	CHARACTER	1	adropntp	ltp print option
77	(4D)	CHARACTER	1	adropheflg	flags
		1... ....		adropewrk	work
		.111 1111		*	
78	(4E)	CHARACTER	1	adrXCsel	- C (closest prec) - S (same day) - R (relative ivl) - A (absolute ivl)
79	(4F)	CHARACTER	1	adrXMandatory	- P (plan) - C (control) - N (no)
80	(50)	CHARACTER	4	*	
84	(54)	CHARACTER		adropextEND	

ADROPEXTIVL Operation external dependencies IVL  
the number of them is get from adropexIVL ADROP

Offsets					
Dec	Hex	Type	Len	Name (Dim)	Description
0	(0)	STRUCTURE	40	adropextIVL (*)	

pred key



Offsets					
Dec	Hex	Type	Len	Name (Dim)	Description
0	(0)	CHARACTER	22	adropextIVL_key	pred id
0	(0)	CHARACTER	16	adropextIVL_Adid	- ext pred ADID
16	(10)	CHARACTER	6	adropextIVL_op	- predecessor id
16	(10)	CHARACTER	4	adropextIVL_wsid	WSID
20	(14)	SIGNED	2	adropextIVL_opno	OP NUMBER

#### IVL info

Offsets					
Dec	Hex	Type	Len	Name (Dim)	Description
22	(16)	CHARACTER	1	adropextIVL_typ	A=abs R=rel
23	(17)	CHARACTER	3	*	
26	(1A)	CHARACTER	7	adropextIVLFr	
26	(1A)	CHARACTER	1	adropextIVLfr_when	BA
27	(1B)	CHARACTER	1	adropextIVLfr_day	0 to 7 days
28	(1C)	CHARACTER	3	adropextIVLfr_HHH	000 to 167
28	(1C)	CHARACTER	1	*	
29	(1D)	CHARACTER	2	adropextIVLfr_HH	00 to 23
31	(1F)	CHARACTER	2	adropextIVLfr_MM	00 to 59
33	(21)	CHARACTER	7	adropextIVLto	
33	(21)	CHARACTER	1	adropextIVLto_when	BA
34	(22)	CHARACTER	1	adropextIVLto_day	0 to 7 days
35	(23)	CHARACTER	3	adropextIVLto_HHH	000 to 167
35	(23)	CHARACTER	1	*	
36	(24)	CHARACTER	2	adropextIVLto_HH	00 to 23
38	(26)	CHARACTER	2	adropextIVLto_MM	00 to 59

#### ADROPSRS resources for this operation

the number of ADROPSRS is get from adropsr ADROP

Offsets					
Dec	Hex	Type	Len	Name (Dim)	Description
0	(0)	STRUCTURE	64	adropsrs (*)	special resources.

#### resources for this operation

Offsets					
Dec	Hex	Type	Len	Name (Dim)	Description
0	(0)	CHARACTER	44	adropsrn	name resource
44	(2C)	SIGNED	4	adropsra	numeric amount
48	(30)	CHARACTER	1	adropsrt	s = shared, x = exclusive
49	(31)	CHARACTER	1	adropsrk	Keep on error flag Y , N , blank
50	(32)	CHARACTER	1	adropsrAVAcO	Set SR availaibility to Y , N , R or blank
51	(33)	CHARACTER	13	*	free

Offsets					
Dec	Hex	Type	Len	Name (Dim)	Description
0	(0)	STRUCTURE	200	adrop_ExtInfo	

2A Extended Information for this operation \$CCUC  
22A

Offsets					
Dec	Hex	Type	Len	Name (Dim)	Description
0	(0)	CHARACTER	54	adropEXTname	Extended Job Name
54	(36)	CHARACTER	16	adropSEname	Scheduling Env. Name CCUA
70	(46)	CHARACTER	130	*	free 22ACCUC CHWA

Offsets					
Dec	Hex	Type	Len	Name (Dim)	Description
0	(0)	STRUCTURE	336	adrop_AutoInfo	Automation Info CHWA CHWA CHWA

\$CH  
WA Automation info for this operation \$CHWA  
\$CHWA

Offsets					
Dec	Hex	Type	Len	Name (Dim)	Description
0	(0)	CHARACTER	256	adropCommText	SA op command texCHWA
0	(0)	CHARACTER	64	adropCommText1	op com line 1 CHWA
64	(40)	CHARACTER	64	adropCommText2	op com line 2 CHWA
128	(80)	CHARACTER	64	adropCommText3	op com line 3 CHWA
192	(C0)	CHARACTER	63	adropCommText4	op com line 4 CHWA
255	(FF)	CHARACTER	1	adropFiller	Reserved CHWA
256	(100)	CHARACTER	8	adropAutoOper	SA automated operCHWA
264	(108)	CHARACTER	8	adropSecElem	SA security elem CHWA
272	(110)	CHARACTER	64	adropCompInfo	SA completion infCHWA

Offsets					
Dec	Hex	Type	Len	Name (Dim)	Description
0	(0)	STRUCTURE	32	adrop_COND_INFO (*)	
0	(0)	SIGNED	2	adropCO_ID	
2	(2)	SIGNED	2	adropCO_SimpNo	
4	(4)	SIGNED	2	adropCO_Type	
6	(6)	SIGNED	2	adropCO_Count	
8	(8)	CHARACTER	24	adropCO_Descr	

Offsets					
Dec	Hex	Type	Len	Name (Dim)	Description
0	(0)	STRUCTURE	56	adrop_COND_SIMPLE (*)	
0	(0)	SIGNED	2	adropSC_ID	
2	(2)	CHARACTER	22	adropSC_Predid	
2	(2)	CHARACTER	16	adropSC_preAD	
18	(12)	CHARACTER	6	adropSC_preOP	
18	(12)	CHARACTER	4	adropSC_prewsid	
22	(16)	SIGNED	2	adropSC_preopno	
24	(18)	CHARACTER	2	adropSC_PreTyp	RC or ST
26	(1A)	CHARACTER	2	adropSC_PreLog	GE,GT,EQ,LT,LE,NE,RG
28	(1C)	CHARACTER	4	adropSC_ValRC	
32	(20)	CHARACTER	4	adropSC_ValRC2	
36	(24)	CHARACTER	1	adropSC_ValST	

Offsets					
Dec	Hex	Type	Len	Name (Dim)	Description
37	(25)	CHARACTER	1	adropSC_DepTyp	I=INT E=EXT
38	(26)	CHARACTER	1	adropSC_Csel	CSRA mat criteria not used
39	(27)	BITSTRING	1	adropSC_Flags	
		1... ....		adropSC_wrk	
		.1.. ....		adropSC_manP	mandatory P
		..1. ....		adropSC_manC	mandatory C
		...1 1111		*	
40	(28)	CHARACTER	8	adropSC_Step	STEPNAME
48	(30)	CHARACTER	8	adropSC_PStep	PROCSTEP

#### ADROPCONDCEXTIVL

Matching criteria info for external cond pred  
 NOTE we can have only one ADROPEXTIVL  
 for each ext cond dep but the total number of  
 these intervals is get from adropCOExtIVL

Offsets					
Dec	Hex	Type	Len	Name (Dim)	Description
0	(0)	STRUCTURE	36	adrop_Cond_CextIVL (*)	

pred key

Offsets					
Dec	Hex	Type	Len	Name (Dim)	Description
0	(0)	CHARACTER	16	adropCextIVL_Adid	ADID
16	(10)	SIGNED	2	adropCextIVL_Opnum	Opnum
18	(12)	SIGNED	2	adropCextIVL_CondId	CondId

IVL info

Offsets					
Dec	Hex	Type	Len	Name (Dim)	Description
20	(14)	CHARACTER	1	adropCextIVL_typ	A=abs R=rel
21	(15)	CHARACTER	1	*	free
22	(16)	CHARACTER	7	adropCextIVLfr	
22	(16)	CHARACTER	1	adropCextIVLfr_when	BA
23	(17)	CHARACTER	1	adropCextIVLfr_day	0 to 7 days
24	(18)	CHARACTER	3	adropCextIVLfr_HHH	000 to 167
24	(18)	CHARACTER	1	*	
25	(19)	CHARACTER	2	adropCextIVLfr_HH	00 to 23
27	(1B)	CHARACTER	2	adropCextIVLfr_MM	00 to 59
29	(1D)	CHARACTER	7	adropCextIVLto	
29	(1D)	CHARACTER	1	adropCextIVLto_when	BA
30	(1E)	CHARACTER	1	adropCextIVLto_day	0 to 7 days
31	(1F)	CHARACTER	3	adropCextIVLto_HHH	000 to 167
31	(1F)	CHARACTER	1	*	
32	(20)	CHARACTER	2	adropCextIVLto_HH	00 to 23
34	(22)	CHARACTER	2	adropCextIVLto_MM	00 to 59

Offsets					
Dec	Hex	Type	Len	Name (Dim)	Description
0	(0)	STRUCTURE	74	adrop_UserFields (*)	
0	(0)	CHARACTER	16	adropUF_Name	Field name
16	(10)	CHARACTER	54	adropUF_Value	Field value
70	(46)	CHARACTER	4	*	not used

Offsets					
Dec	Hex	Type	Len	Name (Dim)	Description
0	(0)	STRUCTURE	200	adrop_reng_info	
0	(0)	CHARACTER	16	adropRE_jsname	ad id
16	(10)	CHARACTER	1	adropRE_shadow	Y for shadow jobs
17	(11)	CHARACTER	3	adropRE_opno	operation number IWSz
20	(14)	CHARACTER	40	adropRE_jobname	job name IWSd
60	(3C)	CHARACTER	16	adropRE_jsws	jobstream ws IWSd
76	(4C)	CHARACTER	1	adropRE_comp	complete on bind err
77	(4D)	CHARACTER	1	adropRE_isMand	PCN mandatory
78	(4E)	CHARACTER	1	adropRE_cSel	CSRA mat criteria
79	(4F)	CHARACTER	16	adropRE_IVL	
79	(4F)	CHARACTER	1	*	free
80	(50)	CHARACTER	1	*	free
81	(51)	CHARACTER	7	adropRE_IVLFr	
81	(51)	CHARACTER	1	adropRE_IVLfr_when	BA
82	(52)	CHARACTER	1	adropRE_IVLfr_day	0 to 7 days
83	(53)	CHARACTER	3	adropRE_IVLfr_HHH	000 to 167
83	(53)	CHARACTER	1	*	
84	(54)	CHARACTER	2	adropRE_IVLfr_HH	00 to 23
86	(56)	CHARACTER	2	adropRE_IVLfr_MM	00 to 59
88	(58)	CHARACTER	7	adropRE_IVLTo	
88	(58)	CHARACTER	1	adropRE_IVLto_when	BA
89	(59)	CHARACTER	1	adropRE_IVLto_day	0 to 7 days
90	(5A)	CHARACTER	3	adropRE_IVLto_HHH	000 to 167
90	(5A)	CHARACTER	1	*	
91	(5B)	CHARACTER	2	adropRE_IVLto_HH	00 to 23
93	(5D)	CHARACTER	2	adropRE_IVLto_MM	00 to 59
95	(5F)	CHARACTER	105	*	free

### Operation Fields at Run Cycle Level

Offsets					
Dec	Hex	Type	Len	Name (Dim)	Description
0	(0)	STRUCTURE	1	adrop_vDurDead	Variable duration and deadline
0	(0)	INTEGER	4	adropvdur	Variable duration, 100th of seconds
4	(4)	CHARACTER	6	adropvdead	Variable deadline
4	(4)	CHARACTER	2	adropvdeadd	Variable deadline: relative day
6	(6)	CHARACTER	4	adropvdeadt	Variable deadline: time
10	(A)	BITSTRING	1	adropvflg	Variable flags
		1111 ....	*		Reserved
		.... 1...		adropvnpop	Variable NOP job
		.... .1..		adropvmh	Variable Manually Hold job
		.... ..1.		adropvnopspec	Variable NOP specified
		.... ...1		adropvmhspec	Variable Manually Hold specified
11	(B)	CHARACTER	1	adropvcrit	Variable critical job (N,P, W, or blank)
12	(C)	CHARACTER	8	adropvddrg	Variable run cycle name

Offsets		Type	Len	Name (Dim)	Description
Dec	Hex				
20	(14)	INTEGER	4	adropvddva	Variable duration variance

## Cross reference

Name	Hex Offset	Hex Value	Level
adr	0		1
adrcal	95		3
adrcaldef	94	10	4
adrccommon	0		2
adrdescr	24		3
adrdlim	83		3
adrdsm	80		3
adrep_opno	14		4
adrep_wsids	10		4
adrerd	94	80	4
adreye	19		3
adrflags	94		3
adrflag2	64		2
adrfop	90		3
adrfrom	1E		3
adrfrun	8C		3
adrgroup	3C		3
adrgroupid	A5		3
adrhracs	4D	02	3
adrid	2		4
adrip_opno	4		3
adrip_wsids	0		3
adrjobd	94	40	4
adrkey	2		3
adrldate	6D		3
adrltime	73		3
adrluser	77		3
adrluts	C8		3
adrmon	94	20	4
adrodsc	54		3
adronop	0		2
adrop	0		1
adrop_AutoInfo	0		1
adrop_Cond_CextIVL	0		1
adrop_COND_INFO	0		1

Name	Hex Offset	Hex Value	Level
adrop_COND_SIMPLE	0		1
adrop_ExpJCL	64	40	3
adrop_ExtInfo	0		1
adrop_Reng	78		2
adrop_reng_info	0		1
adrop_rerut	5E		2
adrop_resta	5F		2
adrop_UseAutInf	69		2
adrop_UseExtInf	66		2
adrop_UserFields	0		1
adrop_UserSYS	64	80	3
adrop_UseSEinf	67		2
adrop	86		3
adropCC	74		2
adropCI	7C		2
adropCS	76		2
adropex	5A		2
adropexIVL	7A		2
adropin	58		2
adropps	56		2
adropr1	4E		2
adropr2	52		2
adropsr	5C		2
adropUF	72		2
adropaec	2C		2
adropajr	4D	80	3
adropAutInf	68		2
adropAutoOper	100		2
adropcan	4D	20	3
adropCextIVL_Adid	0		2
adropCextIVL_CondId	12		2
adropCextIVL_Opnum	10		2
adropCextIVL_typ	14		2
adropCextIVLFr	16		2
adropCextIVLfr_day	17		3
adropCextIVLfr_HH	19		4
adropCextIVLfr_HHH	18		3
adropCextIVLfr_MM	1B		3
adropCextIVLfr_when	16		3
adropCextIVLTo	1D		2
adropCextIVLto_day	1E		3

Name	Hex Offset	Hex Value	Level
adropCextIVLto_HH	20		4
adropCextIVLto_HHH	1F		3
adropCextIVLto_MM	22		3
adropCextIVLto_when	1D		3
adropcm	60		2
adropCO_Count	6		2
adropCO_Descr	8		2
adropCO_ID	0		2
adropCO_SimpNo	2		2
adropCO_Type	4		2
adropCommText	0		2
adropCommText1	0		3
adropCommText2	40		3
adropCommText3	80		3
adropCommText4	C0		3
adropCompInfo	110		2
adropcondrjob	50	80	3
adropdd	47		3
adropded	47		2
adropdes	A		2
adropdt	49		3
adropdur	22		2
adropead	0		3
adropede	1A		2
adropeflg	4D		2
adroppeop	10		3
adroppepr	0		2
adropetr	16		2
adropewrk	4D	80	3
adropext	0		1
adropextEND	54		2
adropExtInf	65		2
adropextIVL	0		1
adropextIVL_Adid	0		3
adropextIVL_key	0		2
adropextIVL_op	10		3
adropextIVL_opno	14		4
adropextIVL_typ	16		2
adropextIVL_wsids	10		4
adropextIVLFr	1A		2
adropextIVLfr_day	1B		3

Name	Hex Offset	Hex Value	Level
adropextIVLfr_HH	1D		4
adropextIVLfr_HHH	1C		3
adropextIVLfr_MM	1F		3
adropextIVLfr_when	1A		3
adropextIVLTo	21		2
adropextIVLto_day	22		3
adropextIVLto_HH	24		4
adropextIVLto_HHH	23		3
adropextIVLto_MM	26		3
adropextIVLto_when	21		3
adropEXTname	0		2
adropFiller	FF		3
adropFixEnd	80		2
adropflg	4D		2
adropflg2	50		2
adropfor	39		2
adrophh	6		3
adrophrc	36		2
adropid	4		2
adropint	0		1
adropjcl	35		2
adropjn	2D		2
adropjobcrt	62		3
adropjobpol	63		3
adroplim	29		2
adropntp	4C		2
adropmm	8		3
ADROPMON	64	20	3
adropno	8		3
adroppcl	38		2
adroppre	0		2
adropRE_comp	4C		2
adropRE_cSel	4E		2
adropRE_isMand	4D		2
adropRE_IVL	4F		2
adropRE_IVLFr	51		3
adropRE_IVLfr_day	52		4
adropRE_IVLfr_HH	54		5
adropRE_IVLfr_HHH	53		4
adropRE_IVLfr_MM	56		4
adropRE_IVLfr_when	51		4



Name	Hex Offset	Hex Value	Level
adropRE_IVLto	58		3
adropRE_IVLto_day	59		4
adropRE_IVLto_HH	5B		5
adropRE_IVLto_HHH	5A		4
adropRE_IVLto_MM	5D		4
adropRE_IVLto_when	58		4
adropRE_jobname	14		2
adropRE_jsname	0		2
adropRE_jsws	3C		2
adropRE_opno	11		2
adropRE_shadow	10		2
adropSC_Csel	26		2
adropSC_DepTyp	25		2
adropSC_Flags	27		2
adropSC_ID	0		2
adropSC_manC	27	20	3
adropSC_manP	27	40	3
adropSC_preAD	2		3
adropSC_Predid	2		2
adropSC_PreLog	1A		2
adropSC_preOP	12		3
adropSC_preopno	16		4
adropSC_PreTyp	18		2
adropSC_prewsid	12		4
adropSC_PStep	30		2
adropSC_Step	28		2
adropSC_ValRC	1C		2
adropSC_ValRC2	20		2
adropSC_ValST	24		2
adropSC_wrk	27	80	3
adropscrip	64	10	3
adropSecElem	108		2
adropSEname	36		2
adropsm	26		2
adropsra	2C		2
adropsrAVAcO	32		2
adropsrk	31		2
adropsrn	0		2
adropsrs	0		1
adropsrt	30		2
adropst	41		2

Name	Hex Offset	Hex Value	Level
adropstd	41		3
adropstt	43		3
adropsub	4D	04	3
adroptemp	51		2
adroptim	4D	10	3
adroptrt	6		2
adropUF_Name	0		2
adropUF_Value	10		2
adropwk1	4D	40	3
adropwk2	4D	08	3
adropwlm	62		2
adropWLMClass	6A		2
adropwto	4D	01	3
adrowner	44		3
adrprior	7F		3
addr	4		2
addrarri	52		2
addrday	56		3
addrdayn	0		2
addrdayneg	0		1
addrdayp	0		2
addrdaypos	0		1
addrdead	56		2
addrdesc	1F		2
adrevyet	72		2
adrevyrr	6E		2
addrfrom	13		2
addrjvt	5C		2
adrrneg	10		2
adrrnpos	E		2
adrrnrun	0		2
adrrout	19		2
adrrper	6		2
adrrrdef	0		2
adrrrdefseg	0		1
adrrrdlen	6C		2
adrrshift	78		2
adrrshtype	7C		2
adrrtime	58		3
adrrtype	51		2
adrrule	12		2

Name	Hex Offset	Hex Value	Level
adrruleper	80		2
adrrun	0		1
adrrun	88		3
adrrunend	A0		2
adrstat	12		4
adrto	13		4
adrrttemp	61		2
adrvarsect	D0		2
adrvers	1D		3
adrwsid	4		3
adrXCsel	4E		2
adrXMandatory	4F		2
adrdep	0		1
adrondep	0		1
adrdeppepr	4		1
adrdepad	4		2
adrdepop	14		2
adrdep_wsids	14		3
adrdep_opno	18		3
adrdeptra	1A		1
adrdepde	1E		1
adrdepntp	50		1
adrdepflg	51		1
adrdepXCsel	52		1
adrdepXMand	53		1
adrdepIVL_typ	54		1
adrdepIVLfr	56		1
adrdepIVLfr_when	56		2
adrdepIVLfr_day	57		2
adrdepIVLfr_HHH	58		2
adrdepIVLfr_HH	59		3
adrdepIVLfr_MM	5B		3
adrdepIVLto	5D		1
adrdepIVLto_when	5D		2
adrdepIVLto_day	5E		2
adrdepIVLto_HHH	5F		2
adrdepIVLto_HH	60		3
adrdepIVLto_MM	62		3
adrdep end	64		1

## AWSN - Actual workstation resource report record in DP

Name : DCLAWSN

### Function:

Describes layout of parallel servers, R1 and R2 indicating the actual workstation load measured for these resources. There is one record for each workstation and 'day' in the plan. A 'day' starts/ends on the time given in PLANSTART. For each 15 minutes an amount is recorded of PS/R1/R2 resources required (according to the operation descriptions) multiplied by 15 planned server minutes for all operations with start-end contained in the interval (if 1/3 of the interval covered - 1/3\*amount). An example: an operation running between 14.30 and 14.48 using 1 server, 50 R1, and 2 R2 will record 15 server minutes, 15\*50 R1 units and 15\*2 R2 units in the 14.30-14.45 slot and will record 3 server minutes, 3\*50 R1 units and 3\*2 R2 units in the 14.45-15.00 slot. The records have the standard rebase and keysize of DPIN records.

### Offsets

Dec	Hex	Type	Len	Name (Dim)	Description
0	(0)	STRUCTURE	263	AWSAREA	PARALLEL SERV   R1   R2 REC
0	(0)	CHARACTER	114	AWSKEY	KEY
0	(0)	SIGNED	2	AWSTYPE	ALWAYS TYPE 7
2	(2)	CHARACTER	34	*	
36	(24)	CHARACTER	4	AWSWSID	WORKSTATION ID
40	(28)	SIGNED	2	AWSSTYPE	SUBTYPE SERVER MINUTES= 1 R1 = 2 R2 = 3
42	(2A)	CHARACTER	6	AWSDATE	REPORT 'DAY' (YYMMDD)
48	(30)	CHARACTER	2	AWSSTRNG	R1   R2 STRING IN REPORTS BLANK FOR PARALLEL SERV
50	(32)	CHARACTER	64	*	TO ADD UP THE KEY
114	(72)	CHARACTER	149	AWSDATA	DATA PART OF AWS RECORD
114	(72)	SIGNED	2	AWSFACT	FACTOR TO MULTIPLY AMOUNT
116	(74)	UNSIGNED	1	AWSAMT (96)	OF RESOURCES
212	(D4)	CHARACTER	51	*	TO ADD UP TO STD RECSIZE

## Cross reference

Name	Hex Offset	Hex Value	Level
AWSAMT	74		3
AWSAREA	0		1
AWSDATA	72		2
AWSDATE	2A		3
AWSFACT	72		3
AWSKEY	0		2
AWSSTRNG	30		3
AWSSTYPE	28		3
AWSTYPE	0		3
AWSWSID	24		3

## BK\_CKPT - Backup checkpoint

Name: DCLBKCKP

Function:

This segment declares the layout of the backup checkpoint data set, which is used by the backup controller.

Offsets					
Dec	Hex	Type	Len	Name (Dim)	Description
0	(0)	STRUCTURE	208	BK_CKPT	
0	(0)	CHARACTER	10	BK_CKPT_KEY	key always='000000000'

last written JT record info

Offsets					
Dec	Hex	Type	Len	Name (Dim)	Description
10	(A)	CHARACTER	2	BK_CKPT_LASTJTYP	TRL typ
12	(C)	UNSIGNED	2	BK_CKPT_LASTJTIDOLD	TRL orig JT number
14	(E)	UNSIGNED	2	BK_CKPT_LASTJTID	TRL JT number
16	(10)	UNSIGNED	4	BK_CKPT_LASTJTSEQNO	TRL sequence number
20	(14)	CHARACTER	4	BK_CKPT_LASTJTDAT	TRL date 00yydddf
24	(18)	UNSIGNED	4	BK_CKPT_LASTJTTIM	TRL time hhmssth
28	(1C)	CHARACTER	4	BK_CKPT_LASTJTDATOLD	TRL date 00yydddf
32	(20)	UNSIGNED	4	BK_CKPT_LASTJTTIMOLD	TRL time hhmssth
36	(24)	UNSIGNED	2	BK_CKPT_LASTJTCPRUN	TRL CP run number
38	(26)	UNSIGNED	2	BK_CKPT_LASTJTLTRUN	TRL CP LT run number
40	(28)	CHARACTER	8	BK_CKPT_LASTJTCPTOD	TRL CP tod
48	(30)	CHARACTER	8	BK_CKPT_LASTJTLTTOD	TRL LT tod
56	(38)	CHARACTER	2	BK_CKPT_FILLER	free

last applied JT record info

Offsets					
Dec	Hex	Type	Len	Name (Dim)	Description
58	(3A)	CHARACTER	2	BK_CKPT_APPLJTYP	TRL typ
60	(3C)	UNSIGNED	2	BK_CKPT_APPLJTIDOLD	TRL orig JT number
62	(3E)	UNSIGNED	2	BK_CKPT_APPLJTID	TRL JT number
64	(40)	UNSIGNED	4	BK_CKPT_APPLJTSEQNO	TRL sequence number
68	(44)	CHARACTER	4	BK_CKPT_APPLJTDAT	TRL date 00yydddf
72	(48)	UNSIGNED	4	BK_CKPT_APPLJTTIM	TRL time hhmssth
76	(4C)	CHARACTER	4	BK_CKPT_APPLJTDATOLD	TRL date 00yydddf
80	(50)	UNSIGNED	4	BK_CKPT_APPLJTTIMOLD	TRL time hhmssth
84	(54)	UNSIGNED	2	BK_CKPT_APPLJTCPRUN	TRL CP run number
86	(56)	UNSIGNED	2	BK_CKPT_APPLJTLTRUN	TRL CP LT run number
88	(58)	CHARACTER	8	BK_CKPT_APPLJTCPTOD	TRL CP tod
96	(60)	CHARACTER	8	BK_CKPT_APPLJTLTTOD	TRL LT tod

current JT info

Offsets					
Dec	Hex	Type	Len	Name (Dim)	Description
104	(68)	UNSIGNED	4	BK_CKPT_JTPRIM_FIRSTSEQNO	current JT first SEQNO
108	(6C)	UNSIGNED	4	BK_CKPT_JTPRIM_LASTSEQNO	current JT last SEQNO
112	(70)	CHARACTER	8	BK_CKPT_JTPRIM_TRL60	curr JT trl60 tod

### DB changed info

Offsets					
Dec	Hex	Type	Len	Name (Dim)	Description
120	(78)	CHARACTER	8	BK_AD	
120	(78)	CHARACTER	4	BK_ADTRL	
124	(7C)	UNSIGNED	4	BK_ADTRLSEQ	
128	(80)	CHARACTER	8	BK_JV	
128	(80)	CHARACTER	4	BK_JVTRL	
132	(84)	UNSIGNED	4	BK_JVTRLSEQ	
136	(88)	CHARACTER	8	BK_RD	
136	(88)	CHARACTER	4	BK_RDTRL	
140	(8C)	UNSIGNED	4	BK_RDTRLSEQ	
144	(90)	CHARACTER	8	BK_OI	
144	(90)	CHARACTER	4	BK_OITRL	
148	(94)	UNSIGNED	4	BK_OITRLSEQ	
152	(98)	CHARACTER	8	BK_WS	
152	(98)	CHARACTER	4	BK_WSTR	
156	(9C)	UNSIGNED	4	BK_WSTRSEQ	
160	(A0)	CHARACTER	8	BK_WSCL	
160	(A0)	CHARACTER	4	BK_WSCLTRL	
164	(A4)	UNSIGNED	4	BK_WSCLTRLSEQ	
168	(A8)	CHARACTER	8	BK_CAL	
168	(A8)	CHARACTER	4	BK_CALTRL	
172	(AC)	UNSIGNED	4	BK_CALTRLSEQ	
176	(B0)	CHARACTER	8	BK_PER	
176	(B0)	CHARACTER	4	BK_PERTRL	
180	(B4)	UNSIGNED	4	BK_PERTRLSEQ	
184	(B8)	CHARACTER	8	BK_RUN	
184	(B8)	CHARACTER	4	BK_RUNTRL	
188	(BC)	UNSIGNED	4	BK_RUNTRLSEQ	
192	(C0)	CHARACTER	8	BK_SI	
192	(C0)	CHARACTER	4	BK_SITRL	
196	(C4)	UNSIGNED	4	BK_SITRLSEQ	
200	(C8)	CHARACTER	8	BK_LTP	
200	(C8)	CHARACTER	4	BK_LTPTRL	
204	(CC)	UNSIGNED	4	BK_LTPTRLSEQ	

### Cross reference

Name	Hex Offset	Hex Value	Level
BK_AD	78		2
BK_ADTRL	78		3
BK_ADTRLSEQ	7C		3
BK_CAL	A8		2

Name	Hex Offset	Hex Value	Level
BK_CALTRL	A8		3
BK_CALTRLSEQ	AC		3
BK_CKPT	0		1
BK_CKPT_APPLJTCPRUN	54		2
BK_CKPT_APPLJTCPTOD	58		2
BK_CKPT_APPLJTDAT	44		2
BK_CKPT_APPLJTDATOLD	4C		2
BK_CKPT_APPLJTID	3E		2
BK_CKPT_APPLJTIDOLD	3C		2
BK_CKPT_APPLJTLTRUN	56		2
BK_CKPT_APPLJTLTTOD	60		2
BK_CKPT_APPLJTSEQNO	40		2
BK_CKPT_APPLJTTIM	48		2
BK_CKPT_APPLJTTIMOLD	50		2
BK_CKPT_APPLJTYP	3A		2
BK_CKPT_FILLER	38		2
BK_CKPT_JTPRIM_FIRSTSEQNO	68		2
BK_CKPT_JTPRIM_LASTSEQNO	6C		2
BK_CKPT_JTPRIM_TRL60	70		2
BK_CKPT_KEY	0		2
BK_CKPT_LASTJTCPRUN	24		2
BK_CKPT_LASTJTCPTOD	28		2
BK_CKPT_LASTJTDAT	14		2
BK_CKPT_LASTJTDATOLD	1C		2
BK_CKPT_LASTJTID	E		2
BK_CKPT_LASTJTIDOLD	C		2
BK_CKPT_LASTJTLTRUN	26		2
BK_CKPT_LASTJTLTTOD	30		2
BK_CKPT_LASTJTSEQNO	10		2
BK_CKPT_LASTJTTIM	18		2
BK_CKPT_LASTJTTIMOLD	20		2
BK_CKPT_LASTJTYP	A		2
BK_JV	80		2
BK_JVTRL	80		3
BK_JVTRLSEQ	84		3
BK_LTP	C8		2
BK_LTPTRL	C8		3
BK_LTPTRLSEQ	CC		3
BK_OI	90		2
BK_OITRL	90		3
BK_OITRLSEQ	94		3

Name	Hex Offset	Hex Value	Level
BK_PER	B0		2
BK_PERTRL	B0		3
BK_PERTRLSEQ	B4		3
BK_RD	88		2
BK_RDTRL	88		3
BK_RDTRLSEQ	8C		3
BK_RUN	B8		2
BK_RUNTRL	B8		3
BK_RUNTRLSEQ	BC		3
BK_SI	C0		2
BK_SITRL	C0		3
BK_SITRLSEQ	C4		3
BK_WS	98		2
BK_WSCL	A0		2
BK_WSCLTRL	A0		3
BK_WSCLTRLSEQ	A4		3
BK_WSTRL	98		3
BK_WSTRLSEQ	9C		3

## BKINFO - Backup controller main control block

Name: DCLBKINF

Function:

This segment declares the layout of the main storage control block, which is used by the backup controller.

### Offsets

Dec	Hex	Type	Len	Name (Dim)	Description
0	(0)	STRUCTURE	328	BKINFO	

Currently  
in use LTP info

### Offsets

Dec	Hex	Type	Len	Name (Dim)	Description
0	(0)	CHARACTER	16	BKI_PLANLT	
0	(0)	CHARACTER	8	BKI_PLANLT_TOD	LTP TOD
8	(8)	UNSIGNED	4	BKI_PLANLT_RUN	LTP RUN number
12	(C)	CHARACTER	1	BKI_PLANLT_EXISTS	YN
13	(D)	CHARACTER	3	*	

Currently  
in use CP info



Offsets					
Dec	Hex	Type	Len	Name (Dim)	Description
16	(10)	CHARACTER	21	BKI_PLANCP	
16	(10)	CHARACTER	8	BKI_PLANCP_TOD	our CP TOD
24	(18)	UNSIGNED	4	BKI_PLANCP_RUN	our CP RUN
28	(1C)	CHARACTER	8	BKI_PLANCP_CURRENT	EQQCP1DS or EQQCP2DS
36	(24)	CHARACTER	1	BKI_PLANCP_EXISTS	YN
37	(25)	CHARACTER	1	BKI_OFFLINE_FLAG	Y at least one OFFLINE

Last received JT event info CP and LTP time of day run

Offsets					
Dec	Hex	Type	Len	Name (Dim)	Description
38	(26)	UNSIGNED	2	BKI_LASTJTCPRUN	
40	(28)	CHARACTER	8	BKI_LASTJTCPTOD	
48	(30)	UNSIGNED	2	BKI_LASTJTLTRUN	
50	(32)	CHARACTER	8	BKI_LASTJTLTTOD	
58	(3A)	CHARACTER	1	BKI_POSTPONE	Y postpone BKTAKEOVER
59	(3B)	UNSIGNED	1	BKI_RETRYSYNC	retry counter

original JT date and time

Offsets					
Dec	Hex	Type	Len	Name (Dim)	Description
60	(3C)	CHARACTER	4	BKI_LASTJTOLDEVDAT	event date, format 00yydddf
64	(40)	UNSIGNED	4	BKI_LASTJTOLDEVTIM	event time, format hhmmssth
68	(44)	UNSIGNED	2	BKI_LASTJTOLDID	event time, JT id

PLAN SYNCHRONIZATION info

Offsets					
Dec	Hex	Type	Len	Name (Dim)	Description
70	(46)	CHARACTER	14	BKI_PLANRESYNC	

PLAN RESYNC IN PROGRESS blank not in progress S in progress

Offsets					
Dec	Hex	Type	Len	Name (Dim)	Description
70	(46)	CHARACTER	1	BKI_PLANRESYNCPINPR	

PLANS RESTORE STATUS N restore not needed W restore needed waiting for transfer complete S restore needed restore jcl is started C restore needed restore jcl is completed E restore needed restore jcl ended in error

Offsets					
Dec	Hex	Type	Len	Name (Dim)	Description
71	(47)	CHARACTER	4	BKI_PLANS_STATUS	
71	(47)	CHARACTER	1	BKI_NCP	
72	(48)	CHARACTER	1	BKI_CP1	
73	(49)	CHARACTER	1	BKI_CP2	
74	(4A)	CHARACTER	1	BKI_LTP	

PLANS RESYNC TYPE NCP DP batch synchronization LTP  
 LTP batch synchronization SYNC plan alignment  
 synchronization

**Offsets**

Dec	Hex	Type	Len	Name (Dim)	Description
75	(4B)	CHARACTER	4	BKL_PLANRESYNCTYPE	
79	(4F)	CHARACTER	1	BKL_TRL60RCV	
80	(50)	CHARACTER	4	*	

JT SYNCHRONIZATION info

JT RESYNC IN PROGRESS blank not in progress S in progress

**Offsets**

Dec	Hex	Type	Len	Name (Dim)	Description
84	(54)	CHARACTER	1	BKL_JTRESYNCCINPR	
85	(55)	CHARACTER	3	*	

JT RESYNC startend seqno Start seqno End seqno

**Offsets**

Dec	Hex	Type	Len	Name (Dim)	Description
88	(58)	UNSIGNED	4	BKL_JTRESYNCCSTRSEQNO	
92	(5C)	UNSIGNED	4	BKL_JTRESYNCCENDSEQNO	

BACKUP CONTROLLER STOP flag

**Offsets**

Dec	Hex	Type	Len	Name (Dim)	Description
96	(60)	CHARACTER	1	BKL_STOP	STOP YN

COMMON SYNCHRONIZATION info

**Offsets**

Dec	Hex	Type	Len	Name (Dim)	Description
97	(61)	CHARACTER	1	BKL_BS2RECEIVED	YN
98	(62)	CHARACTER	1	BKL_TRL63STARTRCV	YN
99	(63)	CHARACTER	1	BKL_TRL63ENDRCV	YN
100	(64)	CHARACTER	1	BKL_BS1PHASE	I init

BACKUP CONTROLLER JT resend failed

**Offsets**

Dec	Hex	Type	Len	Name (Dim)	Description
101	(65)	CHARACTER	1	BKL_JTRESENFFAIL	YN

JT suspended info

Offsets					
Dec	Hex	Type	Len	Name (Dim)	Description
102	(66)	CHARACTER	2	BKL_STARTSUSPJT	first susp JT
104	(68)	CHARACTER	8	*	free

#### CP backup info

Offsets					
Dec	Hex	Type	Len	Name (Dim)	Description
112	(70)	CHARACTER	4	BKL_ORIGBKPD	Primary backup date
116	(74)	SIGNED	4	BKL_ORIGBKPT	Primary backup time

#### BKQPR info

Offsets					
Dec	Hex	Type	Len	Name (Dim)	Description
120	(78)	CHARACTER	16	BKL_F_TRL65	
120	(78)	CHARACTER	2	BKL_F_TYP65	
122	(7A)	UNSIGNED	2	BKL_F_BDW65	
124	(7C)	CHARACTER	4	BKL_F_EVDAT65	
128	(80)	UNSIGNED	4	BKL_F_EVTIM65	
132	(84)	UNSIGNED	4	BKL_F_SEQNO65	
136	(88)	CHARACTER	16	BKL_L_TRL65	
136	(88)	CHARACTER	2	BKL_L_TYP65	
138	(8A)	UNSIGNED	2	BKL_L_BDW65	
140	(8C)	CHARACTER	4	BKL_L_EVDAT65	
144	(90)	UNSIGNED	4	BKL_L_EVTIM65	
148	(94)	UNSIGNED	4	BKL_L_SEQNO65	

#### DB SYNC info blank not in progress S in progress

Offsets					
Dec	Hex	Type	Len	Name (Dim)	Description
152	(98)	CHARACTER	8	BKL_DBRESYNC	
152	(98)	CHARACTER	1	BKL_DBRESYNCPINPR	blank or S

RESTORE STATUS N restore not needed S restore needed restore jcl is started C restore needed restore jcl is completed E restore needed restore jcl ended in error

Offsets					
Dec	Hex	Type	Len	Name (Dim)	Description
153	(99)	CHARACTER	1	BKL_AD	
154	(9A)	CHARACTER	1	BKL_WS	
155	(9B)	CHARACTER	1	BKL_OI	
156	(9C)	CHARACTER	1	BKL_RD	
157	(9D)	CHARACTER	1	BKL_SI	
158	(9E)	CHARACTER	1	BKL_JS1	
159	(9F)	CHARACTER	1	BKL_JS2	

#### TRANSFER JOB INFO

Offsets

Dec	Hex	Type	Len	Name (Dim)	Description
160	(A0)	CHARACTER	64	BKI_TRANSFER	
160	(A0)	CHARACTER	8	BKI_NCPBSE_JOB	
168	(A8)	CHARACTER	8	BKI_NCPBSE_JOBID	
176	(B0)	CHARACTER	8	BKI_CP1BSE_JOB	
184	(B8)	CHARACTER	8	BKI_CP1BSE_JOBID	
192	(C0)	CHARACTER	8	BKI_CP2BSE_JOB	
200	(C8)	CHARACTER	8	BKI_CP2BSE_JOBID	
208	(D0)	CHARACTER	8	BKI_LTPBSE_JOB	
216	(D8)	CHARACTER	8	BKI_LTPBSE_JOBID	

RESTORE JOB INFO

Offsets

Dec	Hex	Type	Len	Name (Dim)	Description
224	(E0)	CHARACTER	64	BKI_RESTORE	
224	(E0)	CHARACTER	8	BKI_NCPBRE_JOB	
232	(E8)	CHARACTER	8	BKI_NCPBRE_JOBID	
240	(F0)	CHARACTER	8	BKI_CP1BRE_JOB	
248	(F8)	CHARACTER	8	BKI_CP1BRE_JOBID	
256	(100)	CHARACTER	8	BKI_CP2BRE_JOB	
264	(108)	CHARACTER	8	BKI_CP2BRE_JOBID	
272	(110)	CHARACTER	8	BKI_LTPBRE_JOB	
280	(118)	CHARACTER	8	BKI_LTPBRE_JOBID	

previous CP and LTP info

Offsets

Dec	Hex	Type	Len	Name (Dim)	Description
288	(120)	CHARACTER	4	BKI_CUR_CPBKPDORIG	
292	(124)	UNSIGNED	4	BKI_CUR_CPBKPTORIG	
296	(128)	CHARACTER	4	BKI_PRE_CPBKPDORIG	
300	(12C)	UNSIGNED	4	BKI_PRE_CPBKPTORIG	
304	(130)	CHARACTER	8	BKI_PRE_CP_TOD	
312	(138)	CHARACTER	8	BKI_PRE_LT_TOD	
320	(140)	UNSIGNED	4	BKI_CURCP_TRLSEQNO	
324	(144)	CHARACTER	4	*	

**Cross reference**

Name	Hex Offset	Hex Value	Level
BKI_AD	99		3
BKI_BS1PHASE	64		2
BKI_BS2RECEIVED	61		2
BKI_CP1	48		4
BKI_CP1BRE_JOB	F0		3
BKI_CP1BRE_JOBID	F8		3
BKI_CP1BSE_JOB	B0		3
BKI_CP1BSE_JOBID	B8		3

Name	Hex Offset	Hex Value	Level
BKI_CP2	49		4
BKI_CP2BRE_JOB	100		3
BKI_CP2BRE_JOBID	108		3
BKI_CP2BSE_JOB	C0		3
BKI_CP2BSE_JOBID	C8		3
BKI_CUR_CPBKPDORIG	120		2
BKI_CUR_CPBKPTORIG	124		2
BKI_CURCP_TRLSEQNO	140		2
BKI_DBRESYNC	98		2
BKI_DBRESYNCCINPR	98		3
BKI_F_BDW65	7A		3
BKI_F_EVDAT65	7C		3
BKI_F_EVTIM65	80		3
BKI_F_SEQNO65	84		3
BKI_F_TRL65	78		2
BKI_F_TYP65	78		3
BKI_JS1	9E		3
BKI_JS2	9F		3
BKI_JTRESSENDFAIL	65		2
BKI_JTRESYNCCENDSEQNO	5C		2
BKI_JTRESYNCCINPR	54		2
BKI_JTRESYNCCSTRSEQNO	58		2
BKI_L_BDW65	8A		3
BKI_L_EVDAT65	8C		3
BKI_L_EVTIM65	90		3
BKI_L_SEQNO65	94		3
BKI_L_TRL65	88		2
BKI_L_TYP65	88		3
BKI_LASTJTCPRUN	26		2
BKI_LASTJTCPTOD	28		2
BKI_LASTJTLTRUN	30		2
BKI_LASTJTLTTOD	32		2
BKI_LASTJTOLDEV DAT	3C		2
BKI_LASTJTOLDEVTIM	40		2
BKI_LASTJTOLDID	44		2
BKI_LTP	4A		4
BKI_LTPBRE_JOB	110		3
BKI_LTPBRE_JOBID	118		3
BKI_LTPBSE_JOB	D0		3
BKI_LTPBSE_JOBID	D8		3
BKI_NCP	47		4

Name	Hex Offset	Hex Value	Level
BKI_NCPBRE_JOB	E0		3
BKI_NCPBRE_JOBID	E8		3
BKI_NCPBSE_JOB	A0		3
BKI_NCPBSE_JOBID	A8		3
BKI_OFFLINE_FLAG	25		2
BKI_OI	9B		3
BKI_ORIGBKPD	70		2
BKI_ORIGBKPT	74		2
BKI_PLANCP	10		2
BKI_PLANCP_CURRENT	1C		3
BKI_PLANCP_EXISTS	24		3
BKI_PLANCP_RUN	18		3
BKI_PLANCP_TOD	10		3
BKI_PLANLT	0		2
BKI_PLANLT_EXISTS	C		3
BKI_PLANLT_RUN	8		3
BKI_PLANLT_TOD	0		3
BKI_PLANRESYNC	46		2
BKI_PLANRESYNCPINPR	46		3
BKI_PLANRESYNCTYPE	4B		3
BKI_PLANS_STATUS	47		3
BKI_POSTPONE	3A		2
BKI_PRE_CP_TOD	130		2
BKI_PRE_CPBKPDORIG	128		2
BKI_PRE_CPBKPTORIG	12C		2
BKI_PRE_LT_TOD	138		2
BKI_RD	9C		3
BKI_RESTORE	E0		2
BKI_RETRYSYNC	3B		2
BKI_SI	9D		3
BKI_STARTSUSPJT	66		2
BKI_STOP	60		2
BKI_TRANSFER	A0		2
BKI_TRL60RCV	4F		3
BKI_TRL63ENDRCV	63		2
BKI_TRL63STARTRCV	62		2
BKI_WS	9A		3
BKINFO	0		1

## BKPTOPT - Backup controller options

Name: DCLBKCKP

Function:

This segment declares the layout of the BKPOPTS options used by the backup controller.

Offsets					
Dec	Hex	Type	Len	Name (Dim)	Description
0	(0)	STRUCTURE	532	BKPTOPT	BKPT options
0	(0)	CHARACTER	4	BKPT EYE	eye catcher ('BKPT')
4	(4)	CHARACTER	9	BKPTTCPJN	TCPIP started task name
13	(D)	CHARACTER	3	*	reserved
16	(10)	CHARACTER	53	BKPTLOCHOST	hostname or IP addr of local
69	(45)	CHARACTER	3	*	reserved
72	(48)	SIGNED	4	BKPTLOCPORT	local port number
76	(4C)	CHARACTER	53	BKPTPEERHOST	hostname or IP addr of peer
129	(81)	CHARACTER	3	*	reserved
132	(84)	SIGNED	4	BKPTPEERPORT	peer port number
136	(88)	SIGNED	4	BKPTTIMEOUT	connection timeout
140	(8C)	BITSTRING	1	BKPTFLAGS	--- flags
		1... ..		BKPTSSLFORCE	SSL level=force (default is level=off)
		.1.. ..		BKPTSSLSTRING	SSL authmode=string (default is authmode=caonly)
		..1. ....		BKPTFIPS	FIPS enabled (default is FIPS off)
		...1 1111		*	reserved
141	(8D)	CHARACTER	121	BKPTSSLKEYDB	SSL keystore database
262	(106)	CHARACTER	121	BKPTSSLKEYPW	SSL key password file
383	(17F)	CHARACTER	65	BKPTSSLAUTHSTR	SSL authorization string
448	(1C0)	CHARACTER	9	BKPTSSLLABEL	SSL certificate label
457	(1C9)	CHARACTER	3	*	free
460	(1CC)	CHARACTER	8	BKPTNCPDUMP	NCP dump procedure
468	(1D4)	CHARACTER	8	BKPTCP1DUMP	CP1 dump procedure
476	(1DC)	CHARACTER	8	BKPTCP2DUMP	CP2 dump procedure
484	(1E4)	CHARACTER	8	BKPTLTPDUMP	LTP dump procedure
492	(1EC)	CHARACTER	8	BKPTNCPREST	NCP restore procedure
500	(1F4)	CHARACTER	8	BKPTCP1REST	CP1 restore procedure
508	(1FC)	CHARACTER	8	BKPTCP2REST	CP2 restore procedure
516	(204)	CHARACTER	8	BKPTLTPREST	LTP restore procedure
524	(20C)	SIGNED	4	BKPTPEERHPORT	peer HTTP server port num
528	(210)	SIGNED	4	BKPTPEERHSPORT	peer HTTPS serv port num

### Cross reference

Name	Hex Offset	Hex Value	Level
BKPTCP1DUMP	1D4		2
BKPTCP1REST	1F4		2
BKPTCP2DUMP	1DC		2
BKPTCP2REST	1FC		2
BKPT EYE	0		2
BKPTFIPS	8C	20	3

Name	Hex Offset	Hex Value	Level
BKPTFLAGS	8C		2
BKPTLOCHOST	10		2
BKPTLOCPORT	48		2
BKPTLTPDUMP	1E4		2
BKPTLTPREST	204		2
BKPTNCPDUMP	1CC		2
BKPTNCPREST	1EC		2
BKPTOPT	0		1
BKPTPEERHOST	4C		2
BKPTPEERHPORT	20C		2
BKPTPEERHSPORT	210		2
BKPTPEERPORT	84		2
BKPTSSLAUTHSTR	17F		2
BKPTSSLFORCE	8C	80	3
BKPTSSLKEYDB	8D		2
BKPTSSLKEYPW	106		2
BKPTSSLLABEL	1C0		2
BKPTSSLSTRING	8C	40	3
BKPTTCPJN	4		2
BKPTTIMEOUT	88		2

## CAL - Calendar definition record

Name : DCLCAL

Function:

This segment declares a calendar definition, physically located in the workstation description database (EQQWSDS)

### Offsets

Dec	Hex	Type	Len	Name (Dim)	Description
0	(0)	STRUCTURE	96	CALENDAR	CALENDAR HEADER
0	(0)	CHARACTER	2	CALTYPE	RECORD TYPE = '06'
2	(2)	CHARACTER	8	CALKEY	KEY OF CALENDAR
2	(2)	SIGNED	2	CALNUM	RECORD NUMBER
4	(4)	CHARACTER	4	CALEYE	EYE CATCHER (ALWAYS='CAL')
8	(8)	SIGNED	2	*	RESERVED
10	(A)	CHARACTER	16	CALIDENT	IDENTITY OF THE CALENDAR
26	(1A)	CHARACTER	30	CALDESC	DESCRIPTION OF CALENDAR
56	(38)	CHARACTER	8	CALUPDU	TSO USER IDENTITY OF LAST UPDATING USER
64	(40)	CHARACTER	6	CALUPDD	DATE (YYMMDD FORMAT) AND



Offsets					
Dec	Hex	Type	Len	Name (Dim)	Description
70	(46)	CHARACTER	4	CALUPDT	TIME (HHMM FORMAT) WHEN CALENDAR WAS LAST UPDATED
74	(4A)	SIGNED	2	CAL#SPEC	NUMBER OF SPECIFIC DATES AND WEEK DAYS
76	(4C)	CHARACTER	4	CALSHIFT	SHIFT TIME
80	(50)	UNSIGNED	1	CALVER	RECORD LAYOUT VERSION
81	(51)	CHARACTER	7	*	FREE
88	(58)	CHARACTER	8	CALLUTS	LAST UPDATE TIMESTAMP
96	(60)	CHARACTER		CALVARS	VARIABLE SECTION

Offsets					
Dec	Hex	Type	Len	Name (Dim)	Description
96	(60)	STRUCTURE	*	CALDATES	EACH CALENDAR WEEK DAY
96	(60)	CHARACTER	52	CALDAT (*)	OR SPECIFIC DATE HOLDS THE FOLLOWING FIELDS
96	(60)	CHARACTER	6	CALDATE	SPECIFIC DATE YYMMDD OR
96	(60)	CHARACTER	1	CALWEEKDAY	WEEK DAY 1=MONDAY 7=SUNDAY
97	(61)	CHARACTER	1	CALWEEKDAYM	BLANK IF WEEKDAY
102	(66)	CHARACTER	30	CALCOMM	COMMENT FOR THE WEEK DAY OR SPECIFIC DATE
132	(84)	CHARACTER	1	CALSTAT	WEEK DAY OR SPECIFIC DATE STATUS (W=WORK, F=FREE)
133	(85)	CHARACTER	15	*	SPARE

## Cross reference

Name	Hex Offset	Hex Value	Level
CAL#SPEC	4A		2
CALCOMM	66		3
CALDAT	60		2
CALDATE	60		3
CALDATES	60		1
CALDESC	1A		2
CALENDAR	0		1
CALEYE	4		3
CALIDENT	A		2
CALKEY	2		2
calluts	58		2
CALNUM	2		3
CALSHIFT	4C		2
CALSTAT	84		3
CALTYPE	0		2
CALUPDD	40		2

Name	Hex Offset	Hex Value	Level
CALUPDT	46		2
CALUPDU	38		2
CALVARS	60		2
CALVER	50		2
CALWEEKDAY	60		4
CALWEEKDAYM	61		4

## CAPP - Completed/deleted application report record in DP

Name : DCLCAPP

Function:

Describes the layout of CAPP records representing report data on occurrences which have been completed/deleted in current plan. Occurrences that belong to one or more 24-hour periods that are automatically reported are sorted before occurrences which belong to the current 24-hours period.

The records have the standard recsize and keysize of DPIN records.

Offsets					
Dec	Hex	Type	Len	Name (Dim)	Description
0	(0)	STRUCTURE	264	CAPAREA	CAP RECORD
0	(0)	CHARACTER	115	CAPKEY	KEY
0	(0)	SIGNED	2	CAPTYPE	TYPE IS ALWAYS 5
2	(2)	SIGNED	2	CAPSTYPE	SUBTYPE 1 = OLD 24-HOURS SUBTYPE 2 = CURRENT 24-H.
4	(4)	CHARACTER	34	*	ADJUST ADID
38	(26)	CHARACTER	26	CAPOCC	OCCURRENCE IDENTIFICATION
38	(26)	CHARACTER	16	CAPADID	APPLICATION IDENTIFICATION
54	(36)	CHARACTER	10	CAPOPIA	PLANNED OCC INPUT ARRIVAL
54	(36)	CHARACTER	6	CAPOPIAD	DAY (YYMMDD)
54	(36)	CHARACTER	4	CAPOPIAY	(YYMM )
58	(3A)	CHARACTER	2	CAPOPIAE	( DD)
60	(3C)	CHARACTER	4	CAPOPIAT	TIME (HHMM)
60	(3C)	CHARACTER	2	CAPOPIAH	TIME (HH )
62	(3E)	CHARACTER	2	CAPOPIAM	TIME ( MM)
64	(40)	CHARACTER	10	CAPORC	REAL OCCURRENCE COMPLETION (BLANK FOR DELETED)
64	(40)	CHARACTER	6	CAPORCDT	DAY (YYMMDD)   BLANK
64	(40)	CHARACTER	4	CAPORCY	(YYMM )
68	(44)	CHARACTER	2	CAPORCD	( DD)
70	(46)	CHARACTER	4	CAPORCT	TIME (HHMM)   BLANK
70	(46)	CHARACTER	2	CAPORCH	TIME (HH )
72	(48)	CHARACTER	2	CAPORCM	TIME ( MM)
74	(4A)	CHARACTER	7	CAPWSID	WSID OF OPERATION
74	(4A)	CHARACTER	3	CAPWSIDN	OPERATION NUMBER
77	(4D)	CHARACTER	4	CAPWSIDS	WORKSTATION NAME
81	(51)	CHARACTER	16	CAPOWID	OWNER OF OPERATION
97	(61)	CHARACTER	8	CAPJOB	JOB NAME FOR OPERATION
105	(69)	CHARACTER	1	CAPADDED	HOW ADDED TO PLAN
106	(6A)	CHARACTER	9	*	TO FILL UP THE KEY
115	(73)	CHARACTER	149	CAPDATA	DATA PART OF CAP RECORD
115	(73)	CHARACTER	24	CAPOTXT	APPLICATION TEXT

Offsets					
Dec	Hex	Type	Len	Name (Dim)	Description
139	(8B)	CHARACTER	1	CAOPRI	PRIORITY
140	(8C)	CHARACTER	10	CAPOAIA	ACTUAL OCC INPUT ARRIVAL (BLANK FOR OCC DELETED BEFORE START)
140	(8C)	CHARACTER	6	CAPOAIAD	DAY (YYMMDD)   BLANK
140	(8C)	CHARACTER	4	CAPOAIAY	(YYMM )
144	(90)	CHARACTER	2	CAPOAIAE	( DD)
146	(92)	CHARACTER	4	CAPOAIAT	TIME (HHMM)   BLANK
146	(92)	CHARACTER	2	CAPOAIAH	TIME (HH )
148	(94)	CHARACTER	2	CAPOAIAM	TIME ( MM)
150	(96)	CHARACTER	4	CAPAIDL	OCCURENCE INPUT DELAY (9959 FOR ALL ABOVE 100 H)
150	(96)	CHARACTER	2	CAPAIDLH	TIME (HH )   BLANK
152	(98)	CHARACTER	2	CAPAIDLM	( MM)
154	(9A)	CHARACTER	4	CAPAODL	OCCURENCE OUTPUT DELAY (9959 FOR ALL ABOVE 100 H)
154	(9A)	CHARACTER	2	CAPAODLH	TIME (HH )   BLANK
156	(9C)	CHARACTER	2	CAPAODLM	( MM)
158	(9E)	CHARACTER	10	CAPOPC	PLANNED OCC. COMPLETION
158	(9E)	CHARACTER	6	CAPOPCDT	DAY (YYMMDD)
158	(9E)	CHARACTER	4	CAPOPCY	(YYMM )
162	(A2)	CHARACTER	2	CAPOPCD	( DD)
164	(A4)	CHARACTER	4	CAPOPCT	TIME (HHMM)
164	(A4)	CHARACTER	2	CAPOPCH	TIME (HH )
166	(A6)	CHARACTER	2	CAPOPCM	TIME ( MM)
168	(A8)	CHARACTER	4	CAPOERR	OCCURENCE ERROR CODE
172	(AC)	CHARACTER	24	CAPOPTXT	OPERATION TEXT
196	(C4)	CHARACTER	10	CAPPIA	SPEC OPER INPUT ARRIVAL
196	(C4)	CHARACTER	6	CAPPIAD	DAY (YYMMDD)
196	(C4)	CHARACTER	4	CAPPIAY	(YYMM )
200	(C8)	CHARACTER	2	CAPPIAE	( DD)
202	(CA)	CHARACTER	4	CAPPIAT	TIME (HHMM)
202	(CA)	CHARACTER	2	CAPPIAH	TIME (HH )
204	(CC)	CHARACTER	2	CAPPIAM	TIME ( MM)
206	(CE)	CHARACTER	10	CAPPAIA	ACTUAL OPER INPUT ARRIVAL (BLANK FOR DELETED OPER BEFORE STARTED)
206	(CE)	CHARACTER	6	CAPPAIAD	DAY (YYMMDD)   BLANK
206	(CE)	CHARACTER	4	CAPPAIAY	(YYMM )
210	(D2)	CHARACTER	2	CAPPAIAE	( DD)
212	(D4)	CHARACTER	4	CAPPAIAT	TIME (HHMM)   BLANK
212	(D4)	CHARACTER	2	CAPPAIAH	TIME (HH )
214	(D6)	CHARACTER	2	CAPPAIAM	TIME ( MM)
216	(D8)	CHARACTER	4	CAPOIDL	OPERATION INPUT DELAY (9959 FOR ALL ABOVE 100 H)
216	(D8)	CHARACTER	2	CAPOIDLH	TIME (HH )   BLANK
218	(DA)	CHARACTER	2	CAPOIDLM	( MM)
220	(DC)	CHARACTER	10	CAPPPC	SPECIFIC OPER COMPLETION
220	(DC)	CHARACTER	6	CAPPPCDT	DAY (YYMMDD)
220	(DC)	CHARACTER	4	CAPPPCY	(YYMM )
224	(E0)	CHARACTER	2	CAPPPCD	( DD)
226	(E2)	CHARACTER	4	CAPPPCT	TIME (HHMM)
226	(E2)	CHARACTER	2	CAPPPCH	TIME (HH )
228	(E4)	CHARACTER	2	CAPPPCM	TIME ( MM)

Offsets					
Dec	Hex	Type	Len	Name (Dim)	Description
230	(E6)	CHARACTER	10	CAPPRC	REAL OPERATION COMPLETION (BLANK FOR DELETED OPER)
230	(E6)	CHARACTER	6	CAPPRCT	DAY (YYMMDD)   BLANK
230	(E6)	CHARACTER	4	CAPPRCY	(YYMM )
234	(EA)	CHARACTER	2	CAPPRCD	( DD)
236	(EC)	CHARACTER	4	CAPPACT	TIME (HHMM)   BLANK
236	(EC)	CHARACTER	2	CAPPRCH	TIME (HH )
238	(EE)	CHARACTER	2	CAPPRCM	TIME ( MM)
240	(F0)	CHARACTER	4	CAPOODL	OPERATION OUTPUT DELAY (9959 FOR ALL ABOVE 100 H)
240	(F0)	CHARACTER	2	CAPOODLH	TIME (HH )   BLANK
242	(F2)	CHARACTER	2	CAPOODLM	( MM)
244	(F4)	CHARACTER	4	CAPOPERR	OPERATION ERROR CODE
248	(F8)	CHARACTER	16	CAPOPUDATA	OPERATION USERDATA

## Cross reference

Name	Hex Offset	Hex Value	Level
CAPADDED	69		3
CAPADID	26		4
CAPAIDL	96		3
CAPAIDLH	96		4
CAPAIDLM	98		4
CAPAODL	9A		3
CAPAODLH	9A		4
CAPAODLM	9C		4
CAPAREA	0		1
CAPDATA	73		2
CAPJOBN	61		3
CAPKEY	0		2
CAPOAIA	8C		3
CAPOAIAD	8C		4
CAPOAIAE	90		5
CAPOAIAH	92		5
CAPOAIAM	94		5
CAPOAIAT	92		4
CAPOAIAY	8C		5
CAPOCC	26		3
CAPOERR	A8		3
CAPOIDL	D8		3
CAPOIDLH	D8		4
CAPOIDLML	DA		4
CAPOODL	F0		3
CAPOODLH	F0		4

Name	Hex Offset	Hex Value	Level
CAPOODLM	F2		4
CAPOPC	9E		3
CAPOPCD	A2		5
CAPOPCDT	9E		4
CAPOPCH	A4		5
CAPOPCM	A6		5
CAPOPCT	A4		4
CAPOPCY	9E		5
CAPOPERR	F4		3
CAPOPIA	36		4
CAPOPIAD	36		5
CAPOPIAE	3A		6
CAPOPIAH	3C		6
CAPOPIAM	3E		6
CAPOPIAT	3C		5
CAPOPIAY	36		6
CAPOPRI	8B		3
CAPOPTXT	AC		3
CAPOPUDATA	F8		3
CAPORC	40		3
CAPORCD	44		5
CAPORCDT	40		4
CAPORCH	46		5
CAPORCM	48		5
CAPORCT	46		4
CAPORCY	40		5
CAPOTXT	73		3
CAPOWID	51		3
CAPPACT	EC		4
CAPPAIA	CE		3
CAPPAIAD	CE		4
CAPPAIAE	D2		5
CAPPAIAH	D4		5
CAPPAIAM	D6		5
CAPPAIAT	D4		4
CAPPAIAY	CE		5
CAPPPC	DC		3
CAPPPCD	E0		5
CAPPPCDT	DC		4
CAPPPCH	E2		5
CAPPPCM	E4		5

Name	Hex Offset	Hex Value	Level
CAPPPCT	E2		4
CAPPPCY	DC		5
CAPPPIA	C4		3
CAPPPIAD	C4		4
CAPPPIAE	C8		5
CAPPPIAH	CA		5
CAPPPIAM	CC		5
CAPPPIAT	CA		4
CAPPPIAY	C4		5
CAPPRC	E6		3
CAPPRCD	EA		5
CAPPRCH	EC		5
CAPPRCM	EE		5
CAPPRCT	E6		4
CAPPRCY	E6		5
CAPSTYPE	2		3
CAPTYPE	0		3
CAPWSID	4A		3
CAPWSIDN	4A		4
CAPWSIDS	4D		4

---

## CASE - Auto recovery case code list

Name : DCLCASE

Function:

A case code is set up to represent one or more error codes or return codes. A function may use this by allowing a case code to be given instead of one or more error or return codes, the case code will then represent all the codes in its list. The list is not recursive, a code in the list is not regarded as another case code. The lists are placed adjacent in storage, the start address of list i+1 is the end address of list i.

Offsets					
Dec	Hex	Type	Len	Name (Dim)	Description
0	(0)	STRUCTURE	*	CASELIST	CASE CODE LIST
0	(0)	CHARACTER	4	CASECODE	CODE REPRESENTING THIS LIST
4	(4)	ADDRESS	4	CASENEXT	ADDRESS TO NEXT LIST
8	(8)	CHARACTER	4	CASEMEMB (*)	MEMBERS, THE CODES COLLECTIVELY

---

## CPLREC01 - CURRENT PLAN HDR RECORD

Name : DCLCPR01

Function:

This segment declares the current plan header record, physically located in EQQCPxDS and EQQNCPDS.

Offsets					
Dec	Hex	Type	Len	Name (Dim)	Description
0	(0)	STRUCTURE	190	CPLREC01	CURRENT PLAN HDR RECORD
0	(0)	CHARACTER	12	CPLKEY01	
0	(0)	CHARACTER	2	*	TYPE IS ALWAYS 01
2	(2)	CHARACTER	10	CPLKF01	SHOULD CONTAIN BLANKS
12	(C)	CHARACTER	178	CPLBDY01	HDR RECORD BODY
12	(C)	CHARACTER	4	CPLYE01	EYECATCHER
16	(10)	UNSIGNED	1	CPLVERS01	VERSION NUMBER
17	(11)	CHARACTER	1	*	FREE
18	(12)	CHARACTER	10	CPLCR	CURRENT PLAN CREATION
18	(12)	CHARACTER	6	CPLCRDAT	DATE
24	(18)	CHARACTER	4	CPLCRTIM	TIME
28	(1C)	CHARACTER	10	CPLEND	LAST PLAN NEXT PERIOD END
28	(1C)	CHARACTER	6	CPLENDAT	DATE
34	(22)	CHARACTER	4	CPLENTIM	TIME
38	(26)	CHARACTER	10	CPLBU	LAST BACKUP
38	(26)	CHARACTER	6	CPLBUDAT	DATE
44	(2C)	CHARACTER	4	CPLBUTIM	TIME
48	(30)	CHARACTER	10	CPLLP	TAIL END
48	(30)	CHARACTER	6	CPLLPDAT	DATE
54	(36)	CHARACTER	4	CPLLPTIM	TIME
58	(3A)	CHARACTER	10	CPLREPS	REPORT PERIOD START
58	(3A)	CHARACTER	6	CPLREPSD	DATE
64	(40)	CHARACTER	4	CPLREPST	TIME
68	(44)	SIGNED	4	CPLREPL	NUMBER OF REPLANS SINCE LAST PLAN NEXT
72	(48)	SIGNED	4	CPLOPS	TOTAL NUMBER OF OPERATIONS RECORDS
76	(4C)	SIGNED	4	CPLMAXOP	THE TOTAL NUMBER OF POSSIBLE CONCURRENT OPS
80	(50)	SIGNED	4	CPLMAXOC	CURRENT MAX OCCURRENCE RECORD NUMBER
84	(54)	SIGNED	4	CPLMAXNW	CURRENT MAX NETWORK NUMBER
88	(58)	SIGNED	4	CPLMAX06	CURRENT MAX TYPE 06 RECORD
92	(5C)	SIGNED	4	CPLMAX07	CURRENT MAX TYPE 07 RECORD
96	(60)	SIGNED	4	CPLMIN08	CURRENT MIN TYPE 08 RECORD
100	(64)	CHARACTER	32	CPL01COUNTS	MAIN COUNTERS
100	(64)	SIGNED	4	CPL01C_PIFADD	&period..num PIF occ ADDs
104	(68)	SIGNED	4	CPL01C_MCPADD	&period..num MCP occ ADDs
108	(6C)	SIGNED	4	CPL01C_ETTADD	&period..num ETT occ ADDs
112	(70)	SIGNED	4	CPL01C_ARCADD	&period..num AR occ ADDs
116	(74)	SIGNED	4	CPL01C_COPOP	&period..num copied opers
120	(78)	SIGNED	4	CPL01C_COPOCC	&period..num copied OCCs
124	(7C)	SIGNED	4	CPL01C_CRITJOBS	nbr of critical jobs
128	(80)	SIGNED	4	CPL01C_CRITPRED	total num of crit preds
132	(84)	CHARACTER	8	CPL01TOKEN_FULL	operation full token
132	(84)	CHARACTER	4	CPL01TOKEN_PRE	prefix
136	(88)	UNSIGNED	4	CPL01TOKEN	opctoken

### Offsets

Dec	Hex	Type	Len	Name (Dim)	Description
140	(8C)	CHARACTER	4	CPL01BUGMTD	last backup date, gmt
144	(90)	UNSIGNED	4	CPL01BUGMTT	last backup time, gmt
148	(94)	CHARACTER	10	CPLLEVEL	level of current plan ds
148	(94)	CHARACTER	2	CPLLEV_VER	verion of cp ds
150	(96)	CHARACTER	8	CPLLEV_FMID	fmid of cp ds
158	(9E)	CHARACTER	1	CPLDEADL	I = ignore deadline
159	(9F)	CHARACTER	1	CPLTDEPCHK	Y = new calc of PST
160	(A0)	SIGNED	4	CPLMAXXNW	current max x net nbr
164	(A4)	CHARACTER	1	CPLFNSHIFT	SHIFT FNONC used (YN)
165	(A5)	CHARACTER	3	*	
168	(A8)	CHARACTER	4	CPL01BUGMTDORIG	last backup date, gmt
172	(AC)	UNSIGNED	4	CPL01BUGMTTORIG	last backup time, gmt
176	(B0)	CHARACTER	8	CPLRUN_TOD	
184	(B8)	SIGNED	4	CPLTRLSEQNO	last written seqno at backup time
188	(BC)	UNSIGNED	2	CPLRUN_NUMBER	NETWORK NUMBER

### Cross reference

Name	Hex Offset	Hex Value	Level
CPLOPS	48		3
CPLREPL	44		3
CPLBDY01	C		2
CPLBU	26		3
CPLBUDAT	26		4
CPLBUTIM	2C		4
CPLCR	12		3
CPLCRDAT	12		4
CPLCRTIM	18		4
CPLDEADL	9E		3
CPLEND	1C		3
CPLENDAT	1C		4
CPLENTIM	22		4
CPLEYE01	C		3
CPLFNSHIFT	A4		3
CPLKEY01	0		2
CPLKF01	2		3
CPLLEV_FMID	96		4
CPLLEV_VER	94		4
CPLLEVEL	94		3
CPLLP	30		3
CPLLPDAT	30		4
CPLLPPTIM	36		4
CPLMAXNW	54		3
CPLMAXOC	50		3



Name	Hex Offset	Hex Value	Level
CPLMAXOP	4C		3
CPLMAXXNW	A0		3
CPLMAX06	58		3
CPLMAX07	5C		3
CPLMIN08	60		3
CPLREC01	0		1
CPLREPS	3A		3
CPLREPSD	3A		4
CPLREPST	40		4
CPLRUN_NUMBER	BC		3
CPLRUN_TOD	B0		3
CPLTDEPCHK	9F		3
CPLTRLSEQNO	B8		3
CPLVERS01	10		3
CPL01BUGMTD	8C		3
CPL01BUGMTDORIG	A8		3
CPL01BUGMTT	90		3
CPL01BUGMTTORIG	AC		3
CPL01C_ARCADD	70		4
CPL01C_COPOCC	78		4
CPL01C_COPOP	74		4
CPL01C_CRITJOBS	7C		4
CPL01C_CRITPRED	80		4
CPL01C_ETTADD	6C		4
CPL01C_MCPADD	68		4
CPL01C_PIFADD	64		4
CPL01COUNTS	64		3
CPL01TOKEN	88		4
CPL01TOKEN_FULL	84		3
CPL01TOKEN_PRE	84		4

---

## CPLREC02 - Current plan workstation record

Name : DCLCPR02

Function:

This segment declares a current plan workstation record, physically located in EQQCPxDS and EQQNCPDS.

The CPLREC02 record is structured as follows:

- 1 CPLREC02
  - 2 common data
  - 2 open time interval ( )
  - 2 access method ( )

## Common data segment

Offsets					
Dec	Hex	Type	Len	Name (Dim)	Description
0	(0)	STRUCTURE	*	CPLREC02	CURRENT PLAN WS RECORD
0	(0)	CHARACTER	236	CPLCOM02	
0	(0)	CHARACTER	19	CPLKEY02	
0	(0)	CHARACTER	2	*	TYPE IS ALWAYS 02
2	(2)	CHARACTER	4	CPLWSN02	WORKSTATION NAME
6	(6)	CHARACTER	13	CPLKF02	SHOULD CONTAIN BLANKS
19	(13)	CHARACTER	193	CPLBDY02	WS RECORD BODY
19	(13)	CHARACTER	4	CPLEYE02	EYECATCHER
23	(17)	UNSIGNED	1	CPLVERS02	VERSION NUMBER
24	(18)	CHARACTER	32	CPLDESCR02	WS DESCRIPTION
56	(38)	CHARACTER	12	CPLSUMC	SUM OF COMPLETED OPS
56	(38)	SIGNED	4	CPLSUMC#	NUMBER
60	(3C)	SIGNED	4	CPLSUMCE	ESTIMATED DURATION
64	(40)	SIGNED	4	CPLSUMCR	REAL DURATION
68	(44)	CHARACTER	12	CPLSUMI	SUM OF INTERRUPTED OPS
68	(44)	SIGNED	4	CPLSUMI#	NUMBER
72	(48)	SIGNED	4	CPLSUMIE	ESTIMATED DURATION
76	(4C)	SIGNED	4	CPLSUMIR	REAL DURATION
80	(50)	CHARACTER	8	CPLSUMS	SUM OF STARTED OPS
80	(50)	SIGNED	4	CPLSUMS#	NUMBER
84	(54)	SIGNED	4	CPLSUMSE	ESTIMATED DURATION
88	(58)	CHARACTER	8	CPLSUMR	SUM OF 'READY' OPS (R,A,*)
88	(58)	SIGNED	4	CPLSUMR#	NUMBER
92	(5C)	SIGNED	4	CPLSUMRE	ESTIMATED DURATION
96	(60)	CHARACTER	8	CPLSUMW	SUM OF WAITING OPS
96	(60)	SIGNED	4	CPLSUMW#	NUMBER
100	(64)	SIGNED	4	CPLSUMWE	ESTIMATED DURATION
104	(68)	SIGNED	4	CPLSUMA	SUM OF ARRIVING OPS
108	(6C)	SIGNED	4	CPLSUMNRR	SUM OF '*' READY
112	(70)	SIGNED	4	CPLSUMU	SUM OF UNDECIDED
116	(74)	SIGNED	4	CPLSUME	SUM OF ERROR OPERS
120	(78)	SIGNED	4	CPLSUML	SUM OF LATE OPERS
124	(7C)	CHARACTER	8	CPLCREVT	LAST SYNCHRONIZATION EVENT CREATION TIME
124	(7C)	SIGNED	4	CPLDATE	DATE FORMAT (00YYDDDF)
128	(80)	SIGNED	4	CPLTIME	TIME FORMAT (SECS*100)
132	(84)	SIGNED	4	*(3)	RESERVED FOR DURATION
144	(90)	CHARACTER	1	CPLWSTYP	1=GENERAL 2=COMPUTER 3=PRINT
145	(91)	CHARACTER	1	CPLWSREP	1=AUTO 2=MANUAL 3=MANUAL & COMPLETION ONLY 4=NONREP
146	(92)	CHARACTER	2	CPLWSR1N	RESOURCE NAME
148	(94)	SIGNED	2	CPLWSR1IU#	NUMBER IN USE (NOTE, PS'S ..IN USE = NO. STARTED OP'S
150	(96)	CHARACTER	2	CPLWSR1FLG	RESOURCE INDICATORS
		1... ....		CPLWSR1C	RESOURCE USED AT CONTROL
		.1.. ....		*	FREE

Offsets					
Dec	Hex	Type	Len	Name (Dim)	Description
		.1.. ....		CPLWSWAIT	WAIT WORKSTATION
		..1. ....		CPLWSVIRT	VIRTUAL WORKSTATION
		...1 ....		CPLWSVIRT	VIRTUAL WORKSTATION
		.... 1...		CPLWSZCAGENT	Z/OS CENTRIC DISTRIBUTED WORKSTATION
		.... .1..		CPLWSZNOINFO	Z-CENTRIC NO INFO AVAILABLE
		.... ..1.		CPLWSDYN	DYNAMIC WORKSTATION
150	(96)	BITSTRING	1	*	FREE
152	(98)	CHARACTER	2	CPLWSR2N	RESOURCE NAME
154	(9A)	UNSIGNED	2	CPLWSR2IU#	NUMBER IN USE
156	(9C)	CHARACTER	2	CPLWSR2FLG	RESOURCE INDICATORS
		1... ....		CPLWSR2C	RESOURCE USED AT CONTROL
		.1.. ....		CPLWSSTAT	WSSTAT GENERATED STATUS
		..1. ....		CPLUX009	UX009 GENERATED STATUS
156	(9C)	BITSTRING	1	*	RESERVED
158	(9E)	CHARACTER	1	CPLRLTYP	READY LIST TYPE
159	(9F)	CHARACTER	1	CPLFLG02	FLAG BITS
		1... ....		CPLPREP	JOB SETUP ABILITY
		.1.. ....		CPLIVLNU	IVL NOT USED AT ALL
		..1. ....		CPLIVLNP	NO PARALLEL SERVERS
		...1 ....		CPLSTC	STARTED TASK SUPPORT
		.... 1...		CPLWTO	WTO DEADLINE SUPPORT
		.... .1..		CPLOFF_PEND	WS IS PENDING OFFLINE
		.... ..1.		CPLRTR_PEND	T EVENT PENDING
		.... ...1		CPLAWS_VARY	VARIED AWS SET
160	(A0)	CHARACTER	8	CPLPREEV	PREVIOUS EVENT
160	(A0)	CHARACTER	4	CPLPREDT	DATE IN TIME MACRO FORM
164	(A4)	CHARACTER	4	CPLPRETM	TIME IN TIME MACRO FORM
168	(A8)	CHARACTER	8	CPLSUDS	DDNAME OF SUBM./REL DS
176	(B0)	SIGNED	2	CPLIVL#I	NUMBER OF OPEN INTERVALS
178	(B2)	SIGNED	2	CPLMAX15	MAX NO OF EVENTS IN 15 MIN.
180	(B4)	CHARACTER	1	CPLWSSTA	USED BY DIALOG
181	(B5)	CHARACTER	1	CPLCWS_STAT	WORKSTATION STATUS
182	(B6)	SIGNED	2	CPLTRT02	TRANSPORT TIME DEFAULT
184	(B8)	CHARACTER	8	CPLCOFF02	OFFLINE TIME STAMP
184	(B8)	CHARACTER	4	CPLCOFF_DATE	OFFLINE DATE
188	(BC)	CHARACTER	4	CPLCOFF_TIME	OFFLINE TIME
192	(C0)	CHARACTER	4	CPLCAWS02	CURRENT ALTERNATE WS
196	(C4)	UNSIGNED	2	CPLSEQ#02	CURRENT SUBMIT SEQUENCE
198	(C6)	UNSIGNED	1	CPLRSEQ#02	CURRENT REQUEST SEQUENC
199	(C7)	UNSIGNED	1	CPLSUMCES	DURATION FIELDS ABOVE
200	(C8)	UNSIGNED	1	CPLSUMCRS	HOLDS NUMBER OF MINUTES
201	(C9)	UNSIGNED	1	CPLSUMIES	OF ESTIMATED OR REAL
202	(CA)	UNSIGNED	1	CPLSUMIRS	DURATION FOR ALL OPERATIONS
203	(CB)	UNSIGNED	1	CPLSUMSES	ON THIS WORKSTATION PER
204	(CC)	UNSIGNED	1	CPLSUMRES	STATUS (C,I,S,R AND W)
205	(CD)	UNSIGNED	1	CPLSUMWES	HERE ARE THE SECONDS
206	(CE)	CHARACTER	1	CPLWSTWS	FTA WORKSTATION
207	(CF)	CHARACTER	1	CPLLNK02	FTA WS LINKED STATUS
208	(D0)	CHARACTER	1	CPLFLGTWS	FTA SPECIFIC FLAGS
				CPLLNKVA	LINKED STATUS MANUALLY VARIED
				CPLSTAVA	STATUS MANUALLY VARIED
				CPLLNKDW	LINKED DOWN TO CPU

Offsets						
Dec	Hex	Type	Len	Name (Dim)	Description	
				CPLWRTST	WRITER STATUS FOR CPU	
				CPLCMDLNK	COMMAND LINK FOR FTW: ON=LINK OFF=UNLINK	
				CPLCMDSTA	COMMAND STATUS FOR FTW: ON=START OFF=STOP	
				CPLFULLNK	FTA WS FULLY LINKED STATUS: ON=FULLY LINKED OFF=NOT FULLY LINKED	
209	(D1)	CHARACTER	1	CPLAUTO	SYSTEM AUTOMATION Y N	
210	(D2)	SIGNED	2	CPLACCM#	0='NO ACC MET DATA' 1='ACC MET DATA PRESENT	
212	(D4)	SIGNED	2	CPLLIMIT	CPU LIMIT VALUE	
214	(D6)	CHARACTER	22	CPLFULLYACT	Y/N	
215	(D7)	CHARACTER	1	CPLRENGT	REMOTE ENGINE TYPE	
216	(D8)	SIGNED	4	CPLVMAX15	MAXNO EVENT IN 15 MIN	
220	(DC)	SIGNED	4	CPLSUMD	SUM OF DELETED OPERATIONS	
224	(E0)	SIGNED	4	CPLSUMH	SUM OF MANUALLY HELD OPERATIONS	
228	(E4)	SIGNED	2	CPLLOPT#	0='NO E2E OPTIONS DATA' 1='E2E OPTIONS PRESENT	
230	(E6)	CHARACTER	6	*	FREE	
236	(EC)	CHARACTER	*	CPLWSVAR	VARIABLE LENGTH SECTION	

## Open time interval segment

The value of CPLIVL#I in the common data segment describes the number of open time interval segments that follow the common data.

Offsets						
Dec	Hex	Type	Len	Name (Dim)	Description	
236	(EC)	STRUCTURE	48	CPLIVLOI (*)		
236	(EC)	CHARACTER	10	CPLIVLFR	INTERVAL START	
236	(EC)	CHARACTER	6	CPLIVLFD	DATE YYMMDD	
242	(F2)	CHARACTER	4	CPLIVLFT	TIME HHMM	
246	(F6)	CHARACTER	10	CPLIVLTO	INTERVAL END	
246	(F6)	CHARACTER	6	CPLIVLTD	DATE YYMMDD	
252	(FC)	CHARACTER	4	CPLIVLTT	TIME HHMM	
256	(100)	UNSIGNED	2	CPLIVL#PS	MAX PARALLEL SERVERS	
258	(102)	UNSIGNED	2	CPLIVL#DPPS	SAME, SET AT DAILY PLANNING	
260	(104)	BITSTRING	1	CPLIVLF2	FLAGS	
		1... ....		CPLIVLMC	IVL SET BY MCP	
		.1.. ....		CPLIVLDP	IVL SET BY DP (WSD)	
		..11 1111		*	FREE	
261	(105)	CHARACTER	1	*	FREE	
262	(106)	UNSIGNED	2	CPLIVL#R1	CURRENT RESOURCE CAPACITY	
264	(108)	UNSIGNED	2	CPLIVL#DPR1	CAPACITY SET AT DAILY PLAN	
266	(10A)	UNSIGNED	2	CPLIVL#R2	CURRENT RESOURCE CAPACITY	
268	(10C)	UNSIGNED	2	CPLIVL#DPR2	CAPACITY SET AT DAILY PLAN	
270	(10E)	CHARACTER	4	CPLIVLAWS	ALTERNATE WS NAME	
274	(112)	CHARACTER	4	CPLIVLDPAWS	ALT WS BY DP	
278	(116)	CHARACTER	6	*	FREE	

## Access method segment

You can have the access method segment only if CPLACCM# is greater than 0 in the common data segment.

Offsets					
Dec	Hex	Type	Len	Name (Dim)	Description
0	(0)	STRUCTURE	72	CPLACC (*)	
0	(0)	CHARACTER	12	CPLACCMN	ACCESS METHOD NAME
12	(C)	CHARACTER	52	CPLADR	SAP HOST ADDRESS
12	(C)	CHARACTER	26	CPLADR1	SAP ADDR 1ST PART
38	(26)	CHARACTER	26	CPLADR2	SAP ADDR 2ND PART
64	(40)	SIGNED	4	CPLPORT	SAP PORT NUMBER
68	(44)	CHARACTER	4	*	FREE

## E2E Options Data

Offsets					
Dec	Hex	Type	Len	Name (Dim)	Description
0	(0)	STRUCTURE	175	CPLEOPT (*)	
0	(0)	CHARACTER	47	CPLEOJU	DEFAULT JOB USER
47	(2F)	CHARACTER	1	CPLEOJP	DEFAULT JOB PASSWORD
48	(30)	CHARACTER	40	CPLEOJT	DEFAULT JOB PASSWORD
88	(58)	CHARACTER	1	CPLEOBR	IS A BROKER (Y/N)
89	(59)	CHARACTER	40	CPLEOPL	BROKER POOL
129	(81)	CHARACTER	40	CPLEODP	BROKER DYNAMIC POOL
169	(A9)	CHARACTER	7	*	FREE

## Cross reference

Name	Hex Offset	Hex Value	Level
CPLACC	0		1
CPLACCM#	D2		4
CPLACCMN	0		2
CPLADR	C		2
CPLADR1	C		3
CPLADR2	26		3
CPLAUTO	D1		4
CPLAWS_VARY	9F	01	5
CPLBDY02	13		3
CPLCAWS02	C0		4
CPLCMDLNK	D0	08	5
CPLCMDSTA	D0	04	5
CPLCOFF_DATE	B8		5
CPLCOFF_TIME	BC		5
CPLCOFF02	B8		4

Name	Hex Offset	Hex Value	Level
CPLCOM02	0		2
CPLCREVT	7C		4
CPLCWS_STAT	B5		4
CPLDATE	7C		5
CPLDESCR02	18		4
CPLEOBR	58		2
CPLEODP	81		2
CPLEOJP	2F		2
CPLEOJT	30		2
CPLEOJU	0		2
CPLEOPL	59		2
CPLEOPT	0		1
CPLEOPT#	E4		4
CPLEYE02	13		4
CPLFLGTWS	D0		4
CPLFLG02	9F		4
CPLFULLNK	D0	02	5
CPLFULLYACT	D6		4
CPLIVL#DPPS	102		2
CPLIVL#DPR1	108		2
CPLIVL#DPR2	10C		2
CPLIVL#I	B0		4
CPLIVL#PS	100		2
CPLIVL#R1	106		2
CPLIVL#R2	10A		2
CPLIVLAWS	10E		2
CPLIVLDP	104	40	3
CPLIVLDPAWS	112		2
CPLIVLFD	EC		3
CPLIVLFR	EC		2
CPLIVLFT	F2		3
CPLIVLF2	104		2
CPLIVLMC	104	80	3
CPLIVLNP	9F	20	5
CPLIVLNU	9F	40	5
CPLIVLOI	EC		1
CPLIVLTD	F6		3
CPLIVLTO	F6		2
CPLIVLTT	FC		3
CPLKEY02	0		3
CPLKF02	6		4

Name	Hex Offset	Hex Value	Level
CPLLIMIT	D4		4
CPLLNKDW	DO	20	5
CPLLNKVA	D0	80	5
CPLLNK02	CF		4
CPLMAX15	B2		4
CPLOFF_PEND	9F	04	5
CPLPORT	40		2
CPLPREDT	A0		5
CPLPREEV	A0		4
CPLPREP	9F	80	5
CPLPRETM	A4		5
CPLREC02	0		1
CPLRENGT	D7		4
CPLRLTYP	9E		4
CPLRSEQ#02	C6		4
CPLRTR_PEND	9F	02	5
CPLSSEQ#02	C4		4
CPLSTAVA	D0	40	5
CPLSTC	9F	10	5
CPLSUDS	A8		4
CPLSUMA	68		4
CPLSUMC	38		4
CPLSUMC#	38		5
CPLSUMCE	3C		5
CPLSUMCES	C7		4
CPLSUMCR	40		5
CPLSUMCRS	C8		4
CPLSUMD	DC		4
CPLSUME	74		4
CPLSUMH	EO		4
CPLSUMI	44		4
CPLSUMI#	44		5
CPLSUMIE	48		5
CPLSUMIES	C9		4
CPLSUMIR	4C		5
CPLSUMIRS	CA		4
CPLSUML	78		4
CPLSUMNRR	6C		4
CPLSUMR	58		4
CPLSUMR#	58		5
CPLSUMRE	5C		5

Name	Hex Offset	Hex Value	Level
CPLSUMRES	CC		4
CPLSUMS	50		4
CPLSUMS#	50		5
CPLSUMSE	54		5
CPLSUMSES	CB		4
CPLSUMU	70		4
CPLSUMW	60		4
CPLSUMW#	60		5
CPLSUMWE	64		5
CPLSUMWES	CD		4
CPLSUMX	84		4
CPLTIME	80		5
CPLTRT02	B6		4
CPLUX009	9C	20	5
CPLVERS02	17		4
CPLVMAX15	D8		4
CPLWRTST	D0	10	5
CPLWSDYN	96	02	5
CPLWSN02	2		4
CPLWSREP	91		4
CPLWSR1C	96	80	5
CPLWSR1FLG	96		4
CPLWSR1IU#	94		4
CPLWSR1N	92		4
CPLWSR2C	9C	80	5
CPLWSR2FLG	9C		4
CPLWSR2IU#	9A		4
CPLWSR2N	98		4
CPLWSSTA	B4		4
CPLWSSTAT	9C	40	5
CPLWSTWS	CE		4
CPLWSTYP	90		4
CPLWSVAR	EC		2
CPLWSVIRT	96	10	5
CPLWSWAIT	96	20	5
CPLWSZCAGENT	96	08	5
CPLWTO	9F	08	5

---

## CPLREC04 - Current plan job name table record



Name : DCLCPR04

Function:

This segment declares a jobname table record, physically located in EQQCPxDS and EQQNCPDS.

The CPLREC04 record is structured as follows:

- 1 CPLREC04
  - 2 common data
  - 2 jnt entries ( )
  - 2 step entries ( )

## Common data segment

Offsets					
Dec	Hex	Type	Len	Name (Dim)	Description
0	(0)	STRUCTURE	*	CPLREC04	JOBNAME TABLE RECORD
0	(0)	CHARACTER	19	CPLKEY04	
0	(0)	CHARACTER	2	*	TYPE IS ALWAYS 04
2	(2)	CHARACTER	8	CPLJOB04	JOBNAME
10	(A)	CHARACTER	5	CPLLUT04	LATEST OUT OF CPU OP
10	(A)	UNSIGNED	1	CPLLUY04	YEAR
11	(B)	UNSIGNED	1	CPLLUM04	MONTH
12	(C)	UNSIGNED	1	CPLLUD04	DAY
13	(D)	SIGNED	2	CPLLUI04	TIME IN MIN. (HH*100+MM)
15	(F)	CHARACTER	4	CPLCID04	CPU OPERATION IDENTIFICAT-N
15	(F)	UNSIGNED	3	CPLCOC04	OCCURRENCE NUMBER
18	(12)	UNSIGNED	1	CPLCOP04	OPERATION NUMBER
19	(13)	CHARACTER	77	CPLBDY04	BODY OF JOBNAME TABLE
19	(13)	CHARACTER	4	CPLYE04	EYECATCHER
23	(17)	UNSIGNED	1	CPLVERS04	VERSION NUMBER
24	(18)	SIGNED	2	CPLASID04	ASID
26	(1A)	SIGNED	2	CPLNET04	NETWORK ID
28	(1C)	CHARACTER	8	CPLJES04	JES2 OR JES3 JOB ID
36	(24)	SIGNED	4	CPLRDD04	SMF READER DATE
40	(28)	SIGNED	4	CPLRDT04	SMF READER TIME
44	(2C)	SIGNED	4	CPL#RC04	NUMBER OF JNT ENTRIES
48	(30)	CHARACTER	1	CPLJST04	JOB STATUS H=HELD, Q=ONQUE
49	(31)	CHARACTER	1	CPLSYS04	SYSTEM A=JES2, B=JES3
50	(32)	CHARACTER	1	CPLFLG04	STATUS FLAGS
		1... ..		CPLAJR04	ON = RELEASE JOB IF HELD
		.1... ..		*	DO NOT USE
		..1. ....		CPLERR04	ON = ERROR MESSAGE ISSUED
		...1 ....		CPLTJT04	ON=CPU OP IS TIME JOB
		.... 1...		CPLAEC04	ON=AUTOMATIC ERROR COMPL.
		.... .1..		CPL3SJ04	ON=JOB HAS ENDED
		.... ..1.		CPL2EV04	ON=JOB HAS STARTED
		.... ...1		CPLSOO04	SUBMITTED OUTSIDE THE SCHEDULER
51	(33)	CHARACTER	1	CPLFLG042	MORE STATUS FLAGS
		1... ..		CPLAJS04	ON = AUTOMATIC SUBMIT OFF= DO NOT SUBMIT
		.1... ..		CPLOTO04	ON = OVERRIDE TRACK OPTION IN EV.MATCHING
		..1. ....		CPLRST04	JOB HAS BEEN RESTARTED
		...1 ....		CPLODL04	CORRESP OPER DELETED
		.... 1...		CPLSPO04	SPIN OFF DS SENT ON NJE

Offsets					
Dec	Hex	Type	Len	Name (Dim)	Description
		.... .1..		CPLPUR04	B5 EVENT SKIPPED
		.... ..1.		CPLNJ#04	NO JOBNUMBER FROM EXI
		.... ...1		CPLASET04	ERRRES IN ACTION
52	(34)	BITSTRING	1	CPLFLG043	FLAGS
		1... ....		CPLWRER04	ON=CPU OP REROUTED
		.1.. ....		CPLRERUT04	ON=CPU OP REROUTEABLE
		..1. ....		CPLDIRER04	ON=INST PARM REREOTE
		...1 ....		CPLRESTA04	ON=CPU OP RESTARTABLE
		.... 1...		CPLDIRES04	ON=INST PARM RESTART
		.... .1..		CPLRDR04	SAME JOBNAME/RDR TIME
		.... ..11		CPLETT04	ADDED VIA ETT
				*	RESERVED
53	(35)	CHARACTER	1	*	RESERVED
54	(36)	SIGNED	2	CPLGMT04	GMT OFFSET FOR RDR EVT
56	(38)	SIGNED	4	CPLORG04	NJE ORIGIN JOB NUMBER
60	(3C)	CHARACTER	8	CPLSUB04	SUBMIT DATE AND TIME
60	(3C)	CHARACTER	4	CPLSUD04	DATE (FORMAT 00YYDDDF)
64	(40)	CHARACTER	4	CPLSUT04	TIME (FORMAT 100*SECS)
68	(44)	CHARACTER	4	CPLERC04	ER CODE FROM 3SJ EVENT
72	(48)	SIGNED	4	CPL#SC04	NO. STEP COMP. ENTRIES
76	(4C)	SIGNED	4	CPLABN04	INDEX OF ABENDING STEP
80	(50)	BITSTRING	1	CPLARB04	
		1... ....		CPLARF04	AUTO RECOVER, 1ST TIME
		.1.. ....		CPLBSN04	IMPROPER STEP NAMING
		..1. ....		CPLMAS04	FOR TERMINATING STEP
		...1 ....		CPLMSS04	ALL FOR A JS REC. STEP
		.... 1...		CPLMIS04	AT LEAST ONE
		.... .1..		CPLSND04	STEP END ENTRY AVAILABLE
		.... ..1.		CPLEOSYS04	ERROR SET BY WS FAIL
		.... ...1		CPLEOFFL04	ERROR SET BY WS OFFL
81	(51)	CHARACTER	8	CPLNOD04	CURRENT NJE NODE NAME
89	(59)	CHARACTER	4	CPLAWS04	REROUTED ALT WS NAME
93	(5D)	CHARACTER	1	*	STEP EVENTS
		1... ....		CPLSNZ04	STEP EVENTS NZERO FLAG
		.1.. ....		CPLSTALL04	STEPEVENTS(ALL)
		..1. ....		CPLWLMAR	ALREADY HPWLM CLASS RQ
		...1 1111		*	FREE
94	(5E)	SIGNED	2	CPLARSTE04	AR RESTART STEP NUMBER
96	(60)	CHARACTER	*	CPLVAR04	VARIABLE PART OF RECORD

## JNT entries segment

The value of CPL#RC04 in the common data segment describes the number of JNT entries segments.

Offsets					
Dec	Hex	Type	Len	Name (Dim)	Description
96	(60)	STRUCTURE	*	CPLENS04	JNT ENTRIES
96	(60)	CHARACTER	20	CPLENT04 (*)	JNT ENTRY
96	(60)	CHARACTER	4	CPLWSN04	WORKSTATION NAME
100	(64)	CHARACTER	4	CPLOPX04	INDEX TO OPER RECORD
100	(64)	UNSIGNED	3	CPLOCC04	OCC NUMBER

Offsets					
Dec	Hex	Type	Len	Name (Dim)	Description
103	(67)	UNSIGNED	1	CPLOP04	OPERATION NUMBER
104	(68)	CHARACTER	1	CPLCLS04	JOB OR SYSOUTCLASS
105	(69)	CHARACTER	8	CPLFRM04	FORMNUMBER (PRINT WS)
105	(69)	CHARACTER	8	CPLNJE04	ORIGIN NJE NODE (CPU WS)
113	(71)	CHARACTER	1	CPLOST04	OPERATION STATUS
114	(72)	CHARACTER	2	*	FREE

## Step entries segment

The value of CPL#SC04 in the common data segment describes the number of step entries segments.

Offsets					
Dec	Hex	Type	Len	Name (Dim)	Description
0	(0)	STRUCTURE	*	CPLSTP04	
0	(0)	CHARACTER	20	CPLSMF04 (*)	
0	(0)	CHARACTER	8	CPLSCP04	NAME OF STEP CALLING PROC.
		1... ..		*	RESERVED
		.1... ..		CPLSUR04	POSITIVE IDENTIFICATION
8	(8)	CHARACTER	8	CPLPSN04	PROCEDURE STEP NAME
16	(10)	CHARACTER	4	CPLSCC04	STEP COMPLETION CODE FROM SMF KEPT HERE UNTIL JOB ENDS. IT HAS THE FOLLOWING FORMAT:
					'SXXX' (SYSTEM ABEND)
					'UXXX' (USER ABEND)
					'FLSH' (STEP FLUSHED)
					'XXXX' (RETURN CODE)

## Cross reference

Name	Hex Offset	Hex Value	Level
CPL#RC04	2C		3
CPL#SC04	48		3
CPLABN04	4C		3
CPLAEC04	32	08	4
CPLAJR04	32	80	4
CPLAJS04	33	80	4
CPLARB04	50		3
CPLARF04	50	80	4
CPLARSTE04	5E		3
CPLASET04	33	01	4
CPLASID04	18		3

Name	Hex Offset	Hex Value	Level
CPLAWS04	59		3
CPLBDY04	13		2
CPLBSN04	50	40	4
CPLCID04	F		3
CPLCLS04	68		3
CPLCOC04	F		4
CPLCOP04	12		4
CPLDIRER04	34	20	4
CPLDIRES04	34	08	4
CPLENS04	60		1
CPLENT04	60		2
CPLEOFFL04	50	01	4
CPLEOSYS04	50	02	4
CPLERC04	44		3
CPLERR04	32	20	4
CPLETT04	34	02	4
CPLEYE04	13		3
CPLFLG04	32		3
CPLFLG042	33		3
CPLFLG043	34		3
CPLFRM04	69		3
CPLGMT04	36		3
CPLJES04	1C		3
CPLJOB04	2		3
CPLJST04	30		3
CPLKEY04	0		2
CPLLUD04	C		4
CPLLUI04	D		4
CPLLUM04	B		4
CPLLUT04	A		3
CPLLUY04	A		4
CPLMAS04	50	20	4
CPLMIS04	50	08	4
CPLMSS04	50	10	4
CPLNET04	1A		3
CPLNJ#04	33	02	4
CPLNJE04	69		4
CPLNOD04	51		3
CPLOCC04	64		4
CPLODL04	33	10	4
CPLOPX04	64		3

Name	Hex Offset	Hex Value	Level
CPL0P04	67		4
CPL0RG04	38		3
CPL0ST04	71		3
CPL0TO04	33	40	4
CPLPSN04	8		3
CPLPUR04	33	04	4
CPLRDD04	24		3
CPLRDR04	34	04	4
CPLRDT04	28		3
CPLREC04	0		1
CPLRERUT04	34	40	4
CPLRESTA04	34	10	4
CPLRST04	33	20	4
CPLSCC04	10		3
CPLSCP04	0		3
CPLSMF04	0		2
CPLSND04	50	04	4
CPLSNZ04	5D	80	4
CPLSOO04	32	01	4
CPLSPO04	33	08	4
CPLSTALL04	5D	40	4
CPLSTP04	0		1
CPLSUB04	3C		3
CPLSUD04	3C		4
CPLSUR04	0	40	4
CPLSUT04	40		4
CPLSYS04	31		3
CPLTJT04	32	10	4
CPLVAR04	60		2
CPLVERS04	17		3
CPLWLMAR	5D	20	4
CPLWRER04	34	80	4
CPLWSN04	60		3
CPL2EV04	32	02	4
CPL3SJ04	32	04	4

---

## CPLREC05 - Current plan application index record

Name : DCLCPR05

Function:

This segment declares an application index record, physically located in EQQCPxDS and EQQNCPDS.

Offsets					
Dec	Hex	Type	Len	Name (Dim)	Description
0	(0)	STRUCTURE	*	CPLREC05	AD ID INDEX RECORD
0	(0)	CHARACTER	19	CPLKEY05	
0	(0)	CHARACTER	2	*	TYPE IS ALWAYS 05
2	(2)	CHARACTER	16	CPLAID05	APPLICATION
18	(12)	UNSIGNED	1	CPLSEQ05	CP05 SEQUENCE NUMBER 0 FOR SPECIAL CP05 REC
19	(13)	CHARACTER	*	CPLBDY05	BODY OF AD ID INDEX RECORD
19	(13)	CHARACTER	4	CPLYEY05	EYECATCHER
23	(17)	UNSIGNED	1	CPLVERS05	VERSION NUMBER
24	(18)	SIGNED	2	CPLOC05	NUMBER OF OCCURRENCES FOR INDEX RECORD (CPLSEQ05X=0) CONTAINS THE NUMBER OF CP05 RECORDS IN THE CHAIN
26	(1A)	CHARACTER	6	*	FREE
32	(20)	CHARACTER	*	CPLVAR05	VARIABLE PART OF RECORD

Offsets					
Dec	Hex	Type	Len	Name (Dim)	Description
0	(0)	STRUCTURE	*	CPLOCS05	OCCURRENCES DATA
0	(0)	CHARACTER	32	CPLOCC05 (*)	OCCURRENCE DATA
0	(0)	CHARACTER	10	CPLIA05	INPUT ARRIVAL
0	(0)	CHARACTER	6	CPLIAD05	DATE
6	(6)	CHARACTER	4	CPLIAT05	TIME
10	(A)	CHARACTER	10	CPLADL05	ACTUAL COMPLETION DELETION
10	(A)	CHARACTER	6	CPLDLD05	DATE BLANK
16	(10)	CHARACTER	4	CPLDLT05	TIME 0000
20	(14)	UNSIGNED	3	CPLOCX05	OCCURRENCE NUMBER
23	(17)	SIGNED	2	CPLNET05	NETWORK ID
25	(19)	CHARACTER	1	CPLSTA05	OCCURRENCE STATUS U = UNDECIDED W = WAITING S = STARTED E = ENDED IN ERROR C = COMPLETED D = DELETED P = PENDING PREDECESSOR M = Mandatory pending
26	(1A)	1... ..		CPLCLT05	1 MEANS ALREADY MARKED..COMPLETE ON LTP
		.1.. ....		CPLMCP05	1 MEANS ADDED BY MCP
		..1. ....		CPLIAM05	1 MEANS IA MODIFIED BY MCP
		...1 ....		CPLCFR05	1 MEANS COPIED FOR REPORT
		.... 1...		CPLMPEND05	1 MEANS ORIG MPEND
		.... .111		*	FREE
27	(1B)	CHARACTER	1	CPLOCA05	D MEANS ADDED BY MCP- DIALOG E MEANS ADDED BY ETT P MEANS ADDED BY PIF A MEANS ADDED BY AR BLANK MEANS DP
28	(1C)	CHARACTER	1	CPLOCDB2	Y = ADDED TO DB2
29	(1D)	CHARACTER	1	CPLCP16AD	Y = ADDED TO CP16 D90A
30	(1E)	CHARACTER	2	*	FREE D90C

## ENTRIES OF INDEX RECORD CPLSEQ050

Offsets					
Dec	Hex	Type	Len	Name (Dim)	Description
0	(0)	STRUCTURE	*	CPLIDX05	INDEX RECORD ENTRY
0	(0)	CHARACTER	32	CPLOCCX05 (*)	SINGLE CP05 RECORDS IX
0	(0)	CHARACTER	10	CPLFIA05	FIRST INPUT ARRIVAL
0	(0)	CHARACTER	6	CPLFIAD05	DATE
6	(6)	CHARACTER	4	CPLFIAT05	TIME
10	(A)	CHARACTER	10	CPLLIA05	LAST INPUT ARRIVAL
10	(A)	CHARACTER	6	CPLLIAD05	DATE
16	(10)	CHARACTER	4	CPLLIAT05	TIME
20	(14)	SIGNED	2	CPLOCN05	OCCURRENCE NUMBER
22	(16)	CHARACTER	10	*	RESERVED

### Cross reference

Name	Hex Offset	Hex Value	Level
cplbnd	1AC		4
cplcdeop	1A0		4
CPLCond_F	19C		4
CPLCond_T	19A		4
CPLCond_U	19E		4
CPLCondTot	198		4
CPLCPROP	194		4
CPLCSUOP	196		4
CPLDEOP	E8		4
CPLPCOP	EA		4
CPLPROP	E6		4
CPLPSOP	D2		4
CPLPXOP	1A2		4
CPLR1OP	D4		4
CPLR2OP	D6		4
CPLSROP	EC		4
CPLSUOP	E4		4
CPLAADOP	AA		5
CPLAAOP	AA		4
CPLAATOP	B0		5
CPLADIOP	1A		4
CPLADUOP	CC		4
CPLAECOP	DD		4
CPLAEDOP	BE		5
CPLAEOP	BE		4
CPLAETOP	C4		5
CPLAJR	EE	02	5
cplAlcTime	38		2

Name	Hex Offset	Hex Value	Level
CPLALTWS	FE		4
CPLASDOP	A0		5
CPLASIDJOB	128		4
CPLASOP	A0		4
CPLASSOP	EE	20	5
CPLASTOP	A6		5
CPLASUOP	EE	04	5
cplAutInf	15F		4
CPLBDYOP	C		3
CPLBNDDEL	8	80	3
CPLBNDFLAG	8		2
CPLBNDOP	0		1
CPLBND99K	0		2
cplclncm	65	02	5
cplclnDia	14A		4
cplclnRes	149		4
cplClnStat	19		4
cplClnTyp	12A		4
CPLCOM3P	0		2
CPLCondId	1A8		4
cplcondrjob	16E	02	5
CPLPCOOP	0	40	3
CPLCPMatc	1		2
CPLCPNDOP	0	80	3
CPLCPOCOP	4		3
CPLCPOP	4		2
CPLCPOP_cid	2		2
CPLCPOPOP	7		3
CPLCPREOP	0		1
CPLCPSWOP	0		2
cplCP15req	65	20	5
cplCritJobPred	16E	10	5
cplCritPath	178		4
cplCritPred	0	10	3
cplCrtPthX	180		4
CPLCSOCOP	4		3
CPLCSOP	4		2
CPLCSOP_cid	2		2
CPLCSOPOP	7		3
CPLCSSWOP	0		2
CPLCSTOP	D8		4



Name	Hex Offset	Hex Value	Level
CPLCSUCOP	0		1
CPLCSUFLAG	1		2
CPLCSUSTEP	1	80	3
CPLDEFLT	65	80	5
CPLDEPTOP	F8		4
CPLDIRER	F9	10	5
CPLDIRES	F9	40	5
cpIDOAtime	154		5
cpldprem	16E	08	5
cpldrecoV	1AE	40	5
CPLDWTO	F9	04	5
CPLDWTOP	F9	01	5
CPLDWTOS	F9	02	5
cpldyn	1AE	80	5
cpIEarE	17C		4
CPLEDUOP	C8		4
cpIEQQCLJBN	154		4
cpIEQQCLjid	14B		4
cpIerfail	153	08	5
CPLERKOP	E0		4
CPLEROOP	E2		4
CPLERROP	D9		4
cpIEXdest	120		4
cpIexec	65	04	5
cpIexit13rc	1AE	08	5
cpIExpJCL	114	01	5
cpIexpjclUSED	153	40	5
cpIExtInf	15D		4
CPLEXTOP	EE	40	5
CPLEYE3P	C		4
cpIFakeSub	16F	02	5
cpIflag05	114		4
cpIflag06	153		4
cpIflag07	15C		4
cpIflag08	16E		4
cpIflag09	16F		4
cpIflag10	1AE		4
CPLFLGOP	EE		4
CPLFLGO2	EF		4
CPLFLGO3	F9		4
CPLFLGO5	65		4

Name	Hex Offset	Hex Value	Level
CPLFRMOP	66		4
cplFromPLC	15C	10	5
cplFTSAnop	16E	20	5
cplftwRC	160		4
CPLGROUP3P	11		4
CPLHRCOP	FA		4
CPLHRUOP	EF	04	5
CPLIADOP	2A		5
CPLIAOP	2A		4
CPLIATOP	30		5
CPLIDOP	5E		4
cplimmerr	114	04	5
CPLISDOP	B4		5
cplisdopf2	B4		7
cplisdopl4	B6		6
CPLISOP	B4		4
CPLISTOP	BA		5
CPLJBNOP	4E		4
CPLJCLOP	64		4
cplJESdest	184		4
CPLJIDOP	56		4
CPLJIDOPN	5A		5
CPLJIDOPP	56		5
cplJLInfo	114	40	5
cplJLOdest	13C		4
cpljobert	116		5
cpljobpol	117		5
cplJobTblIdx	190		4
cplJRstat	115		4
CPLKEYOP	0		3
CPLKF03P	6		4
CPLKYP3P	0		4
CPLLATEP	EE	01	5
CPLLODOP	96		5
CPLLONGP	EF	01	5
CPLLOOP	96		4
CPLLOTOP	9C		5
cpluserop	134		4
CPLMCPUP	F0		4
cplmhld	65	10	5
cplmonp	153	80	5

Name	Hex Offset	Hex Value	Level
cplMoreRun	114	80	5
cplmpendp	1AE	01	5
CPLMPREDopno	102		5
cplMvDeadl	1AE	10	5
CPLMXLVL	102		4
CPLNDXOP	2		4
CPLNETOP	34		4
cplnoerr	16F	08	5
cplNoerrJT	1AE	04	5
cplNoerrSkip	1AE	02	5
cplNoEval	16E	01	5
cplnop	65	08	5
CPLNUMOP	62		5
CPLOC03P	2		5
CPLODDOP	8C		5
CPLODOP	8C		4
CPLODTOP	92		5
CPLOIDOP	82		5
CPLOIOP	82		4
CPLOITOP	88		5
cplOpEx03p	148		4
cplOpInfo	114	20	5
CPLOPIRET	D0		4
CPLOP03P	5		5
CPLOrigRC	1A4		4
CPLPCOOP	0	80	3
CPLPEDOP	78		5
CPLPENDP	EF	02	5
CPLPEOP	78		4
CPLPETOP	7E		5
CPLPIVLeft	8		3
CPLPIVRight	A		3
CPLPMandPend	0	08	3
CPLPMatc	1		2
CPLPMatcIVL	8		2
CPLPNDOP	0	20	3
CPLPNROP	0	40	3
CPLPOCOP	4		3
CPLPOP	4		2
CPLPOPOP	7		3
CPLPREOP	0		1

Name	Hex Offset	Hex Value	Level
CPLPRIOP	DE		4
CPLPRPOP	EF	20	5
CPLPSDOP	6E		5
CPLPSOP	6E		4
CPLPSTOP	74		5
cplPSUdone	114	10	5
cplPSUtoken	144		4
CPLPSUWAIT	65	40	5
CPLPSWOP	0		2
cplPthOc	180		5
cplPthOp	183		5
CPLPTTOP	2		2
cplRecEnd	15C	40	5
cplrecjob	153	02	5
cplRecovOn	16F	10	5
cplrecrmp	153	04	5
cplrecrun	153	01	5
cplRec24Is	15C	80	5
CPLREC3P	0		1
cplrejst	1AB		4
CPLRELOP	EF	10	5
cplRENG	0		1
cplRENG_comp	4B	80	3
cplRENG_flags	4B		2
cplRENG_IA	4C		2
cplRENG_IAD	4C		3
cplRENG_IAT	52		3
cplRENG_IATH	52		4
cplRENG_IATM	54		4
cplRENG_jobname	10		2
cplRENG_jsname	0		2
cplRENG_jsws	38		2
cplRENG_opno	48		2
cplRENG_zjob	10		3
cplRENG_zws	38		3
cplRengInf	1AA		4
CPLREROP	EE	80	5
CPLRERUT	F9	20	5
cplrescnew	2D	04	3
CPLRESTA	F9	80	5
cplRUSER	164		4

Name	Hex Offset	Hex Value	Level
cplscript	15C	20	5
CPLSCROP	0	80	3
cplsending	153	20	5
cplshadow	16F	01	5
cplshoseq	1AE	20	5
CPLSOCOP	2		3
CPLSOP	2		2
CPLSOPOP	5		3
CPLSPDL	EE	08	5
CPLSPIA	EE	10	5
cplsrAVAcO	40		2
CPLSRVOP	2D	80	3
cplsrerr	2E		2
cplsridx	34		2
CPLSRIUSOP	2D	40	3
CPLSRIUXOP	2D	20	3
cplsrkept	2D	10	3
cplsrkeptx	2D	08	3
CPLSRNOP	0		2
cplsrnum	30		2
CPLSRSOP	0		1
CPLSRTOP	2C		2
cplsrwrs	2F		2
CPLSSEQ	65	01	5
CPLSSEQOP	B4		6
CPLSSWOP	0		2
cplstch	12C		4
cplstchd	12C		5
cplstcht	130		5
cplstepdep	16F	80	5
cplStepSucc	16F	40	5
cplsuber	153	10	5
CPLSUBOP	EF	80	5
cplsubtoken	14B		5
CPLSUCOP	0		1
cplsysfail	114	02	5
cplTaskType	1AF		4
CPLTIJTOP	EF	40	5
CPLTMPOP	FC		4
cpltoken	11C		5
cpltoken_full	118		4

Name	Hex Offset	Hex Value	Level
cpltoken_pre	118		5
cplTWSjbnm	15E		4
cpltwsjob	12B		4
CPLXTOP	36		4
cplTZOFF	18E		4
cplTZONE	16E	04	5
CPLudata	104		4
cplUnexpRC	16F	04	5
cplURGmsg	15C	01	5
cplUserSYS	114	08	5
CPLVAR03	1B4		2
cplVdest	186		4
CPLVERS3P	10		4
cplWaitSE	15C	04	5
cplWaitWQA	15C	02	5
cplWASUJ	15C	08	5
cplwlm	116		4
cplWLMclass	170		4
cplWLMmsg	16E	40	5
cplWLMprom	16E	80	5
CPLWRER	F9	08	5
CPLWSOP	5E		5
CPLXSTOP	DF		4
cplzcentric	16F	20	5
CPL2EVOP	EF	08	5
cpl3pExtInfo	0		1
cpl3pEXTname	0		2
cpl3pSEname	36		2
cpl3pSPLEX	16C		4

---

## CPLREC06 - Current plan remaining slack record

Name : DCLCPR06

Function:

This segment declares the remaining slack record, physically located in EQQCPxDS and EQQNCPS.

The CPLREC06 record is structured as follows:

- 1 CPLREC06
  - 2 common data
  - 2 occurrence entries ( )

## Common data segment

Offsets					
Dec	Hex	Type	Len	Name (Dim)	Description
0	(0)	STRUCTURE	26	CPLREC06	REMAINING SLACK CHAIN REC
0	(0)	CHARACTER	19	CPLKEY06	
0	(0)	CHARACTER	2	*	TYPE IS ALWAYS 06
2	(2)	SIGNED	2	CPLSEQ06	REM SLACK CHAIN REC NUMBER
4	(4)	CHARACTER	15	CPLKF06	FILLER, CONTAINS BLANKS
19	(13)	CHARACTER	7	CPLBDY06	BODY OF REM. SLACK RECORD
19	(13)	CHARACTER	4	CPLEYE06	EYECATCHER
23	(17)	UNSIGNED	1	CPLVERS06	VERSION NUMBER
24	(18)	SIGNED	2	CPL#OC06	NUMBER OF ENTRIES IN REC
26	(1A)	CHARACTER		CPLVAR06	VARIABLE PART OF RECORD

## Occurrence entries segment

The value of CPL#OC06 in the common data segment describes the number of occurrence entries segments.

Offsets					
Dec	Hex	Type	Len	Name (Dim)	Description
0	(0)	STRUCTURE	*	CPLOCS06	OCCURRENCE ENTRIES
0	(0)	CHARACTER	16	CPLOCC06 (*)	OCCURRENCE ENTRY
0	(0)	UNSIGNED	3	CPLOCX06	OCCURRENCE RECORD INDEX
3	(3)	SIGNED	2	CPLNET06	NETWORK ID
5	(5)	CHARACTER	1	CPLSTA06	OCCURRENCE STATUS BLANK = NONCOMPLETED C = COMPLETED D = DELETED
3 CHAR(1), FILLER					
6	(6)	CHARACTER	10	CPLLO06	EARLIEST LATEST STA IN OCC
6	(6)	CHARACTER	6	CPLLOD06	DATE
12	(C)	CHARACTER	4	CPLLOT06	TIME

## Cross reference

Name	Hex Offset	Hex Value	Level
CPL#OC06	18		3
CPLBDY06	13		2
CPLEYE06	13		3
CPLKEY06	0		2
CPLKF06	4		3
CPLLOD06	6		4
CPLLOT06	C		4
CPLLO06	6		3
CPLNET06	3		3
CPLOCC06	0		2
CPLOCS06	0		1
CPLOCX06	0		3

Name	Hex Offset	Hex Value	Level
CPLREC06	0		1
CPLSEQ06	2		3
CPLSTA06	5		3
CPLVAR06	1A		3
CPLVERS06	17		3

## CPLREC07 - Current plan undecided operation record

Name : DCLCPR07

Function:

This segment declares an undecided operation record, physically located in EQQCPxDS and EQQNCPDS.

The CPLREC07 record is structured as follows:

- 1 CPLREC07
  - 2 common data
  - 2 occurrence entries ( )

### Common data segment

Offsets					
Dec	Hex	Type	Len	Name (Dim)	Description
0	(0)	STRUCTURE	*	CPLREC07	UNDECIDED OCC. RECORD
0	(0)	CHARACTER	19	CPLKEY07	
0	(0)	CHARACTER	2	*	TYPE IS ALWAYS 07
2	(2)	SIGNED	2	CPLSEQ07	UNDECIDED OCC: REC NUMBER
4	(4)	CHARACTER	15	CPLKF07	FILLER CONTAINS BLANKS
19	(13)	CHARACTER	*	CPLBDY07	BODY OF UNDECIDED REC
19	(13)	CHARACTER	4	CPLYE07	EYECATCHER
23	(17)	UNSIGNED	1	CPLVERS07	VERSION NUMBER
24	(18)	SIGNED	2	CPL#OC07	NUMBER OF ENTRIES IN REC
26	(1A)	CHARACTER	*	CPLVAR07	VARIABLE PART OF RECORD

### Occurrence entries segment

The value of CPL#OC07 in the common data segment describes the number of occurrence entries segments.

Offsets					
Dec	Hex	Type	Len	Name (Dim)	Description
0	(0)	STRUCTURE	*	CPLOCS07	OCCURRENCE ENTRIES
0	(0)	CHARACTER	56	CPLOCC07 (*)	OCCURRENCE ENTRY
0	(0)	CHARACTER	16	CPLAID07	APPLICATION ID
16	(10)	CHARACTER	10	CPLIA07	INPUT ARRIVAL (FINAL)
16	(10)	CHARACTER	6	CPLIAD07	DATE
22	(16)	CHARACTER	4	CPLIAT07	TIME
26	(1A)	CHARACTER	24	CPLJXT07	DESCRIPTIVE TEXT
50	(32)	UNSIGNED	3	CPLOCX07	OCCURRENCE RECORD INDEX
53	(35)	SIGNED	2	CPLNET07	NETWORK ID



Offsets					
Dec	Hex	Type	Len	Name (Dim)	Description
55	(37)	CHARACTER	1	CPLSTA07	OCCURRENCE STATUS U = UNDECIDED D = DELETED W = WAITING

## Cross reference

Name	Hex Offset	Hex Value	Level
CPL#OC07	18		3
CPLAID07	0		3
CPLBDY07	13		2
CPLEYE07	13		3
CPLIAD07	10		4
CPLIAT07	16		4
CPLIA07	10		3
CPLJXT07	1A		3
CPLKEY07	0		2
CPLKF07	4		3
CPLNET07	35		3
CPLOCC07	0		2
CPLOCS07	0		1
CPLOCX07	32		3
CPLREC07	0		1
CPLSEQ07	2		3
CPLSTA07	37		3
CPLVAR07	1A		3
CPLVERS07	17		3

---

## CPLREC08 - Current plan ended-in-error record

Name : DCLCPR08

Function:

This segment declares the ended-in-error record, physically located in EQQCPxDS and EQQNCPDS.

The CPLREC08 record is structured as follows:

- 1 CPLREC08
- 2 common data
- 2 ended-in-error entries ( )

## Common data segment

Offsets					
Dec	Hex	Type	Len	Name (Dim)	Description
0	(0)	STRUCTURE	*	CPLREC08	ENDED IN ERROR RECORD
0	(0)	CHARACTER	19	CPLKEY08	
0	(0)	CHARACTER	2	*	TYPE IS ALWAYS 08

Offsets					
Dec	Hex	Type	Len	Name (Dim)	Description
2	(2)	SIGNED	2	CPLSEQ08	ERROR RECORD NUMBER
4	(4)	BITSTRING	2	CPLIND08	
				CPLARR08	AUTO RECOVERY REQUEST
				CPLARM08	AUTO RECOVERY REQUEST
				CPLNPP08	ON: AUTO RECOVERY NOT POSTPONED
19	(13)	CHARACTER	*	CPLBDY08	BODY OF ERROR RECORD
19	(13)	CHARACTER	4	CPLYE08	EYECATCHER
23	(17)	UNSIGNED	1	CPLVERS08	VERSION NUMBER
24	(18)	SIGNED	2	CPL#OP08	NUMBER OF ENTRIES IN REC
26	(1A)	CHARACTER	*	CPLVAR08	VARIABLE PART OF RECORD

## Ended-in-error entry segment

The value of CPL#OC08 in the common data segment describes the number of ended-in-error entries segments.

Offsets					
Dec	Hex	Type	Len	Name (Dim)	Description
0	(0)	STRUCTURE	*	CPLOPS08	INDEXES TO OD RCDS IN ERROR
0	(0)	CHARACTER	6	CPLENT08 (*)	ENDED-IN-ERROR ENTRY
0	(0)	CHARACTER	4	CPLOPX08	INDEX TO OP RECORD
0	(0)	UNSIGNED	3	CPLOCX08	OCC NUMBER
3	(3)	UNSIGNED	1	CPLOP#08	OPERATION NUMBER A ZERO ENTRY MEANS OP NOT ENDED IN ERROR ANYMORE
4	(4)	BITSTRING	2	CPLIND08	
		1... ..		CPLARR08	AUTO RECOVERY REQUEST
		.1... ..		CPLARM08	AUTO RECOVERY REQUEST
4	(4)	BITSTRING	1	*	FOR FUTURE USE

## Cross reference

Name	Hex Offset	Hex Value	Level
CPL#OP08	18		3
CPLARM08	4	40	4
CPLARR08	4	80	4
CPLBDY08	13		2
CPLENT08	0		2
CPLYE08	13		3
CPLIND08	4		3
CPLKEY08	0		2
CPLKF08	4		3
CPLNPP08	4	20	4
CPLOCX08	0		4
CPLOP#08	3		4
CPLOPS08	0		1

Name	Hex Offset	Hex Value	Level
CPLOPX08	0		3
CPLREC08	0		1
CPLSEQ08	2		3
CPLVAR08	1A		3
CPLVERS08	17		3

---

## CPLREC09 - Current plan rerun record

Name : DCLCPR09

Function:

This segment declares the rerun operation record, physically located in EQQCPxDS and EQQNCPDS.

**Offsets**

Dec	Hex	Type	Len	Name (Dim)	Description
0	(0)	STRUCTURE	328	CPLREC09	RERUN OPERATION RECORD
0	(0)	CHARACTER	12	CPLKEY09	
0	(0)	CHARACTER	2	*	TYPE IS ALWAYS 09
2	(2)	UNSIGNED	3	CPLOCC09	OCC NUMBER
5	(5)	UNSIGNED	1	CPLOP09	OPERATION NUMBER
6	(6)	SIGNED	2	CPLRR#09	RERUN NUMBER
8	(8)	CHARACTER	4	CPLKF09	ALWAYS BLANKS
12	(C)	CHARACTER	174	CPLBDY09	CP3P BOBY

## Cross reference

Name	Hex Offset	Hex Value	Level
CPLBDY09	C		2
CPLKEY09	0		2
CPLKF09	8		3
CPLOCC09	2		3
CPLOP09	5		3
CPLREC09	0		1
CPLRR#09	6		3

---

## CPLREC10 - Current plan workstation activity record

Name : DCLCPR10

Function:

This segment declares the workstation activity record, physically located in EQQCPxDS and EQQNCPDS.

**Offsets**

Dec	Hex	Type	Len	Name (Dim)	Description
0	(0)	STRUCTURE	216	CPLREC10	WS ACTIVITY RECORD

Offsets					
Dec	Hex	Type	Len	Name (Dim)	Description
0	(0)	CHARACTER	19	CPLKEY10	
0	(0)	CHARACTER	2	*	TYPE IS ALWAYS 10
2	(2)	CHARACTER	4	CPLWSN10	WSID
6	(6)	CHARACTER	6	CPLDAY10	DATE
12	(C)	CHARACTER	7	*	SHOULD ALWAYS BE BLANKS
19	(13)	CHARACTER	197	CPLBDY10	RECORD BODY
19	(13)	CHARACTER	4	CPLYEY10	EYECATCHER
23	(17)	UNSIGNED	1	CPLVERS10	VERSION NUMBER
24	(18)	CHARACTER	2	CPL#OP10 (96)	NUMBER OF PARALLELL OPS PER 15 MINUTES

## Cross reference

Name	Hex Offset	Hex Value	Level
CPL#OP10	18		3
CPLBDY10	13		2
CPLDAY10	6		3
CPLYEY10	13		3
CPLKEY10	0		2
CPLREC10	0		1
CPLVERS10	17		3
CPLWSN10	2		3

---

## CPLREC11 - Current plan ready list record

Name : DCLCPR11

Function:

This segment declares a ready list record, physically located in EQQCPxDS and EQQNCPDS.

The CPLREC11 record is structured as follows:

- 1 CPLREC11
  - 2 common data
  - 2 ready operation entries ( )

## Common data segment

Offsets					
Dec	Hex	Type	Len	Name (Dim)	Description
0	(0)	STRUCTURE	*	CPLREC11	READY LIST RECORD
0	(0)	CHARACTER	19	CPLKEY11	
0	(0)	CHARACTER	2	*	TYPE IS ALWAYS 11
2	(2)	CHARACTER	2	CPLLST11	'01' FOR READY LIST '02' FOR WAITING LIST
4	(4)	CHARACTER	4	CPLWSN11	WS NAME
8	(8)	SIGNED	2	CPLSEQ11	SEQUENCE NUMBER
10	(A)	CHARACTER	9	CPLKF11	FILLER CONTAINS BLANKS
19	(13)	CHARACTER	*	CPLBDY11	READY LIST RECORD BODY
19	(13)	CHARACTER	4	CPLYEY11	EYECATCHER
23	(17)	UNSIGNED	1	CPLVERS11	VERSION NUMBER

Offsets					
Dec	Hex	Type	Len	Name (Dim)	Description
24	(18)	SIGNED	2	CPL#DO11	NO OF ENTRIES
26	(1A)	CHARACTER	*	CPLVAR11	VARIABLE PART OF RECORD

## Ready operation entries segment

The value of CPL#DO11 in the common data segment describes the number of ready operation entries segments.

Offsets					
Dec	Hex	Type	Len	Name (Dim)	Description
0	(0)	STRUCTURE	*	CPLDOS11	DOA ENTRIES
0	(0)	CHARACTER	4	CPLDOA11 (*)	DOA ENTRY
0	(0)	UNSIGNED	3	CPLOCX11	OCC NUMBER
3	(3)	UNSIGNED	1	CPLOPX11	OPERATION NUMBER

## Cross reference

Name	Hex Offset	Hex Value	Level
CPL#DO11	18		3
CPLBDY11	13		2
CPLDOA11	0		2
CPLDOS11	0		1
CPLEYE11	13		3
CPLKEY11	0		2
CPLKF11	A		3
CPLLST11	2		3
CPLOCX11	0		3
CPLOPX11	3		3
CPLREC11	0		1
CPLSEQ11	8		3
CPLVAR11	1A		3
CPLVERS11	17		3
CPLWSN11	4		3

---

## CPLREC12 - Current plan potential predecessor record

Name : DCLCPR12

**Function:**

This segment declares a potential predecessor record, physically located in EQQCPxDS and EQQNCPDS. Each record defines application names and operation numbers for operations that could become external successors to new occurrences added to the plan by MCP functions.

The CPLREC12 record is structured as follows:

- 1 CPLREC12
  - 2 common data
  - 2 potential predecessors ( )

## Common data segment

Offsets					
Dec	Hex	Type	Len	Name (Dim)	Description
0	(0)	STRUCTURE	32	CPLREC12	POTENTIAL PREDECESSOR RECORD
0	(0)	CHARACTER	19	CPLKEY12	
0	(0)	CHARACTER	2	*	RECORD TYPE IS ALWAYS 12
2	(2)	CHARACTER	16	CPLAPRE12	APPLICATION NAME
18	(12)	CHARACTER	1	*	BLANK
19	(13)	CHARACTER	13	CPLBDY12	BODY OF PREDECESSOR RECORD
19	(13)	CHARACTER	4	CPLEYE12	EYECATCHER
23	(17)	UNSIGNED	1	CPLVERS12	VERSION NUMBER
24	(18)	SIGNED	2	CPLNUM12	NUMBER OF SUCC ENTRIES
26	(1A)	BITSTRING	1	CPLFLAGS12	CP12 FLAGS
		1... ....		CPLCOND12	
		.1.. ....		*	FREE
27	(1B)	CHARACTER	5	*	FREE
32	(20)	CHARACTER		CPLVAR12	START OF SUCCESSOR ENTRIES

## Potential predecessor segment

The value of CPLNUM12 in the common data segment describes the number of potential predecessor segments.

Offsets					
Dec	Hex	Type	Len	Name (Dim)	Description
0	(0)	STRUCTURE	24	CPLENT12	POTENTIAL SUCCESSOR ENTRY
0	(0)	SIGNED	2	CPLPRE12	PREDECESSOR OPERATION NUMBER
2	(2)	SIGNED	2	CPLSUC12	SUCCESSOR OPERATION NUMBER
4	(4)	CHARACTER	16	CPLASUC12	SUCCESSOR APPLICATION NAME
20	(14)	BITSTRING	1	CPLFLG12	WORK FLAGS
		1... ....		CPLMAT12	MATCH FOUND IN MCP ADD
		.1.. ....		*	FREE
21	(15)	CHARACTER	3	*	FREE

## Cross reference

Name	Hex Offset	Hex Value	Level
CPLAPRE12	2		3
CPLASUC12	4		2

Name	Hex Offset	Hex Value	Level
CPLBDY12	13		2
CPLCOND12	1A	80	4
CPLENT12	0		1
CPLEYE12	13		3
CPLFLAGS12	1A		3
CPLFLG12	14		2
CPLKEY12	0		2
CPLMAT12	14	80	3
CPLNUM12	18		3
CPLPRE12	0		2
CPLREC12	0		1
CPLSUC12	2		2
CPLVAR12	20		3
CPLVERS12	17		3

## CPLREC14 - Current plan job log staging and status record

Name : DCLCPR14

Function:

This segment declares a job log staging and status record, physically located in eqqcpdxs and eqqncpds.

The CPLREC14 record is structured as follows:

- 1 CPLREC14
  - 2 common data
  - 2 message line entries ( )

### Common data segment

Offsets					
Dec	Hex	Type	Len	Name (Dim)	Description
0	(0)	STRUCTURE	111	CPLREC14	SYSOUT FORM JOBLOG
0	(0)	CHARACTER	8	CPL14KEY	KEY OF RECORD
0	(0)	CHARACTER	2	CPLTYP14	RECORD TYPE (14)
2	(2)	UNSIGNED	3	CPLOCC14	OCC NUMBER IN CP
5	(5)	UNSIGNED	1	CPLOPR14	OPERATION NUMBER
6	(6)	SIGNED	2	CPLSEQ14	SEQUENCE NUMBER, 1ST = 0001
8	(8)	CHARACTER	81	CPL14BDY	
8	(8)	CHARACTER	12	*	
20	(14)	CHARACTER	4	CPL14EYE	EYE CATCHER
24	(18)	CHARACTER	4	CPL14WSN	WORK STATION NAME
28	(1C)	CHARACTER	8	CPL14JNM	JOB NAME
36	(24)	CHARACTER	8	CPL14JID	JOB ID
44	(2C)	ADDRESS	4	CPLTOTSZ	TOTAL SIZE OF RECORD , BEFORE SPLIT INTO TWO OR MORE, AND BEFORE COMPRESSION
48	(30)	SIGNED	4	CPLSIZ14	SIZE OF RECORD WHEN IN CP
48	(30)	SIGNED	4	CPL14CSZ	COMPRESSED SIZE (INCL HEADER)
52	(34)	SIGNED	4	CPLLO14	OFFSET TO LAST MESSAGE LINE

Offsets					
Dec	Hex	Type	Len	Name (Dim)	Description
56	(38)	SIGNED	4	CPL#LINE	NUMBER OF JOBLOG RECORDS
60	(3C)	CHARACTER	16	CPL14ADID	APPLICATION ID
76	(4C)	CHARACTER	10	CPL14IA	INPUT ARRIVAL YYMMDDHHMM
76	(4C)	CHARACTER	6	CPL14IAD	IA DATE
82	(52)	CHARACTER	4	CPL14IAT	IA TIME
86	(56)	CHARACTER	1	CPL14OCLASS	ORIG MSG CLASS
87	(57)	CHARACTER	1	CPL14SYST	A=JES2, B=JES3 4=AS400 U=UNIX X=AIX® O=OS/2
88	(58)	CHARACTER	1	CPL14FLAGS	FLAGS
		1... ..		CPL14NCMP	1= JOBLOG NOT COMPLETE
		.1.. ..		CPL14HEAD	1= FIXED PART OF RECORD HAS BEEN PASSED TO CONTR.
		..1. ....		CPL14COMP	1= JOBLOG IS IN COMPRESSED FORMAT (CSRCESTRV COMPR.)
		...1 ....		CPL14NOLOG	1= NO JOBLOG FOUND
		.... 1..		CPL14R3	1= R3 OR LATER
		.... .1..		CPL14DELREQ	1= DELAYED RETRIEVAL REQ
		.... ..1.		CPL14ARC	ARCH JOB LOG RETRIEVAL
		.... ...1		CPL14NOSTR	1=DO NOT ASK JLOGSTRU 0=ASK JLOGSTRU
89	(59)	UNSIGNED	1	CPL14FSTEP	ENDED-IN-ERROR STEP NO
90	(5A)	CHARACTER	1	CPL14VERS	CB VERSION
91	(5B)	CHARACTER	5	CPL14STATUS	STATUS OF JOBLOG
91	(5B)	CHARACTER	1	CPL14ST	ARCHIVING STATUS A = ARCHIVED IN CONTROLLER R = WAITING FOR RETRIEVAL
92	(5C)	CHARACTER	4	CPL14MVSID	SMF TRACKER MVS™ ID
96	(60)	SIGNED	4	CPL14SLO	OFFSET TO STEP LIST IN REC
100	(64)	CHARACTER	3	CPL14JR	LAST 3 NUMBERS OF JES REL
103	(67)	CHARACTER	4	CPL14JRD	JES READER DATE IN BINARY (COPY OF 3P EXRDATE)
107	(6B)	CHARACTER	4	CPL14JRT	JES READER TIME IN BINARY (COPY OF 3P EXRDATE)
111	(6F)	CHARACTER		CPLDATA14	DATA PORTION

## Message line entry segment

The value of CPL#LINE in the common data segment describes the number of message line entries segments.

Offsets					
Dec	Hex	Type	Len	Name (Dim)	Description
0	(0)	STRUCTURE	*	CPLSYSOUT14	
0	(0)	SIGNED	4	CPLMSG14L	LENGTH OF SYSOUT MESSAGE LINE
4	(4)	CHARACTER	2	CPLMSGFLG	FLAGS
4	(4)	CHARACTER	1	CPLLLTYPE14	LINTYPE J = JOBLOG <BLANK> = USERSYSOUT
5	(5)	CHARACTER	1	*	RESERVED
6	(6)	SIGNED	2	CPLMSG14NO	OFFSET TO NEXT MESSAGE



Offsets		Type	Len	Name (Dim)	Description
Dec	Hex				
8	(8)	CHARACTER	*	CPLMSG14	MESSAGE

## Cross reference

Name	Hex Offset	Hex Value	Level
CPL#LINE	38		3
CPLDATA14	6F		2
CPLLO14	34		3
CPLTYPE14	4		3
CPLMSGFLG	4		2
CPLMSG14	8		2
CPLMSG14L	0		2
CPLMSG14NO	6		2
CPLOCC14	2		3
CPLOPR14	5		3
CPLREC14	0		1
CPLSEQ14	6		3
CPLSIZ14	30		3
CPLSYSOUT14	0		1
CPLTOTSZ	2C		3
CPLTYP14	0		3
CPL14ADID	3C		3
CPL14ARC	58	02	4
CPL14BDY	8		2
CPL14COMP	58	20	4
CPL14CSZ	30		4
CPL14DELRQ	58	04	4
CPL14EYE	14		3
CPL14FLAGS	58		3
CPL14FSTEP	59		2
CPL14HEAD	58	40	4
CPL14IA	4C		3
CPL14IAD	4C		4
CPL14IAT	52		4
CPL14JID	24		3
CPL14JNM	1C		3
CPL14JR	64		2
CPL14JRD	67		2
CPL14JRT	6B		2
CPL14KEY	0		2

Name	Hex Offset	Hex Value	Level
CPL14MVSID	5C		3
CPL14NCMP	58	80	4
CPL14NOLOG	58	10	4
CPL14NOSTR	58	01	4
CPL14OCLASS	56		3
CPL14R3	58	08	4
CPL14SLO	60		2
CPL14ST	5B		3
CPL14STATUS	5B		2
CPL14SYST	57		3
CPL14VERS	5A		2
CPL14WSN	18		3

## CPLREC15 - Stand-alone clean up record

Name : DCLCPR15

Function:

This segment declares the stand-alone clean up record.

### Offsets

Dec	Hex	Type	Len	Name (Dim)	Description
0	(0)	STRUCTURE	70	CPLREC15	STAND-ALONE CLEAN UP
0	(0)	CHARACTER	18	CPL15KEY	KEY OF RECORD
0	(0)	CHARACTER	2	CPL15TYP	RECORD TYPE (15)
2	(2)	CHARACTER	8	CPL15JNM	JOB NAME
10	(A)	CHARACTER	8	CPL15JID	JOB ID
20	(14)	CHARACTER	50	CPL15BDY	BODY OF RECORD
20	(14)	CHARACTER	6	*	RESERVED
26	(1A)	CHARACTER	4	CPL15EYE	EYE CATCHER=CP15
30	(1E)	CHARACTER	1	CPL15VER	VERSION
31	(1F)	CHARACTER	1	CPL15STAT	CPL15 STATUS
32	(20)	SIGNED	2	CPL15RETRY	ASK OPINFO RETRY COUNTER
34	(22)	CHARACTER	4	CPL15JRD	JES READER DATE IN BINARY
38	(26)	CHARACTER	4	CPL15JRT	JES READER TIME IN BINARY
42	(2A)	CHARACTER	8	CPL15TOK	OCC TOKEN
50	(32)	UNSIGNED	1	CPL15OPR	OPERATION NUMBER
51	(33)	CHARACTER	3	*	RESERVED
54	(36)	CHARACTER	8	CPL15DEST	CLEAN UP JOBLOG DESTINATION SET BY K3P
62	(3E)	CHARACTER	4	CPL15CODE	CLEAN UP JOB ERROR CODE
66	(42)	CHARACTER	24	*	FREE

## Cross reference

Name	Hex Offset	Hex Value	Level
CPLREC15	0		1

Name	Hex Offset	Hex Value	Level
CPL15BDY	14		2
CPL15CODE	3E		3
CPL15DEST	36		3
CPL15EYE	1A		3
CPL15JID	A		3
CPL15JNM	2		3
CPL15JRD	22		3
CPL15JRT	26		3
CPL15KEY	0		2
CPL15OPR	32		3
CPL15RETRY	20		3
CPL15STAT	1F		3
CPL15TOK	2A		3
CPL15TYP	0		3
CPL15VER	1E		3

---

## CPLREC16 - Restart and clean up operinfo for deletion

Name : DCLCPR16

Function:

This segment declares the restart and clean up operation information to be deleted (created by DP batch processing).

The CPLREC16 record is structured as follows:

- 1 CPLREC16
- 2 common data
- 2 occurrence entries ( )

### Common data segment

Offsets					
Dec	Hex	Type	Len	Name (Dim)	Description
0	(0)	STRUCTURE	*	CPLREC16	
0	(0)	CHARACTER	19	CPL16KEY	KEY OF RECORD
0	(0)	CHARACTER	2	CPL16TYP	RECORD TYPE (16)
2	(2)	SIGNED	2	CPL16SEQ	SEQUENCE NUMBER
4	(4)	CHARACTER	15	*	RESERVED
19	(13)	CHARACTER	*	CPL15BDY	BODY OF RECORD
19	(13)	CHARACTER	4	CPL16EYE	EYE CATCHER=CP16
23	(17)	CHARACTER	1	CPL16VER	VERSION
24	(18)	CHARACTER	1	*	FREE
26	(1A)	SIGNED	2	CPL16TOT	NUMBER OF ENTRIES IN THIS RECORD
28	(1C)	CHARACTER	8	CPL16TOD	CP16 ID (TOD)
36	(24)	CHARACTER	8	*	FREE
44	(2C)	CHARACTER	*	CPL16VAR	

## Occurrence entry segment

The value of CPL16TOT in the common data segment describes the number of occurrence entries segments.

Offsets					
Dec	Hex	Type	Len	Name (Dim)	Description
0	(0)	STRUCTURE	*	CPL16TAB	
0	(0)	CHARACTER	8	CPL16ENT(*)	
0	(0)	CHARACTER	8	CPL16OCC	OCCURRENCE TOKEN

## Cross reference

Name	Hex Offset	Hex Value	Level
CPLREC16	0		1
CPL16BDY	13		2
CPL16ENT	0		2
CPL16EYE	13		3
CPL16KEY	0		2
CPL16OCC	0		3
CPL16SEQ	2		3
CPL16TAB	0		1
CPL16TOD	1C		3
CPL16TOT	1A		3
CPL16TYP	0		3
CPL16VAR	2C		3
CPL16VER	17		3

---

## CPLREC20 - Workstation activity record for virtual workstation

Name : DCLCPR20

Function:

For each actual destination associated to a virtual workstation, defines the same kind of information as DCLCPR10.

Offsets	Type	Length	Name	Description
0	(0)	STRUCTURE	798 CPLREC20	WS ACTIVITY RECORD
0	(0)	CHARACTER	19 CPLKEY20	
0	(0)	CHARACTER	2 CPLK20	'20'
2	(2)	CHARACTER	4 CPLWSN20	WS NAME
6	(6)	CHARACTER	1 CPLWSTYP	WS TYPE: '0' ==> NORMAL (FUTURE USE) '1' ==> VIRTUAL '2' ==> VIRTUAL DEST
7	(7)	CHARACTER	8 CPLDEST20	WS DESTINATION
15	(F)	CHARACTER	4 CPLDATE20	DATE
15	(F)	CHARACTER	2 CPLY20	YEAR: 'YY'
17	(11)	UNSIGNED	2 CPLJUL20	JULIAN DAY: NNN
19	(13)	CHARACTER	779 CPLBDY20	RECORD BODY
19	(13)	CHARACTER	4 CPLEYE20	EYE CATCHER
23	(17)	UNSIGNED	1 CPLVERS20	VERSION NUMBER

24	(18)	CHARACTER	6	CPLDAY20	DATE: YYMMDD
30	(1E)	CHARACTER	8	CPL#OP20(96)	NUMBER OF PARALLEL OPERATIONS PER 15 MINUTES

## Cross reference

HEX NAME	HEX	OFFSET	VALUE	LEVEL
CPL#OP20		1E		3
CPLBDY20		13		2
CPLDATE20		F		3
CPLDAY20		18		3
CPLDEST20		7		3
CPLEYE20		13		3
CPLJUL20		11		4
CPLKEY20		0		2
CPLK20		0		3
CPLREC20		0		1
CPLVERS20		17		3
CPLWSN20		2		3
CPLWSTYP		6		3
CPLY20		F		4

## CPLREC22 - Current plan virtual workstation record

Name : DCLCPR22

Function:

This segment declares a current plan workstation record, physically located in EQQCPxDS and EQQNCPDS.

The CPLREC22 record is structured as follows:

- 1 CPLREC22
  - 2 common data
  - 2 open time interval ( )
  - 2 access method ( )

For each actual destination associated to a virtual workstation, defines the same kind of information as DCLCPR02.

## Common data segment

Offsets	Type	Length	Name	Description
0	(0)	STRUCTURE *	CPLREC22	CURRENT PLAN WS RECORD
0	(0)	CHARACTER 236	CPLCOM22	
0	(0)	CHARACTER 19	CPLKEY22	
0	(0)	CHARACTER 2	CPLKID22	TYPE IS ALWAYS 22
2	(2)	CHARACTER 4	CPLWSN22	WORKSTATION NAME
6	(6)	CHARACTER 8	CPLDST22	DESTINATION NAME
14	(E)	CHARACTER 5	CPLKF22	SHOULD CONTAIN BLANKS
19	(13)	CHARACTER 217	CPLBDY22	WS RECORD BODY
19	(13)	CHARACTER 4	CPLEYE22	EYECATCHER
23	(17)	UNSIGNED 1	CPLVERS22	VERSION NUMBER
24	(18)	CHARACTER 32	CPLDESCR22	WS DESCRIPTION
56	(38)	CHARACTER 12	CPLSUMC	SUM OF COMPLETED OPERATIONS
56	(38)	SIGNED 4	CPLSUMC#	NOT USED
60	(3C)	SIGNED 4	CPLSUMCE	NOT USED
64	(40)	SIGNED 4	CPLSUMCR	NOT USED
68	(44)	CHARACTER 12	CPLSUMI	SUM OF INTERRUPTED OPERATIONS
68	(44)	SIGNED 4	CPLSUMI#	NOT USED
72	(48)	SIGNED 4	CPLSUMIE	NOT USED
76	(4C)	SIGNED 4	CPLSUMIR	NOT USED
80	(50)	CHARACTER 8	CPLSUMS	SUM OF STARTED OPERATIONS
80	(50)	SIGNED 4	CPLSUMS#	NUMBER
84	(54)	SIGNED 4	CPLSUMSE	ESTIMATED DURATION

88	(58)	CHARACTER	8	CPLSUMR	SUM OF 'READY' OPERATIONS (R,A,*)
88	(58)	SIGNED	4	CPLSUMR#	NOT USED
92	(5C)	SIGNED	4	CPLSUMRE	NOT USED
96	(60)	CHARACTER	8	CPLSUMW	SUM OF WAITING OPERATIONS
96	(60)	SIGNED	4	CPLSUMW#	NOT USED
100	(64)	SIGNED	4	CPLSUMWE	NOT USED
104	(68)	SIGNED	4	CPLSUMA	NOT USED
108	(6C)	SIGNED	4	CPLSUMNRR	NOT USED
112	(70)	SIGNED	4	CPLSUMU	NOT USED
116	(74)	SIGNED	4	CPLSUME	NOT USED
120	(78)	SIGNED	4	CPLSUML	NOT USED
124	(7C)	CHARACTER	8	CPLCREVT	
124	(7C)	SIGNED	4	CPLDATE	DATE FORMAT (00YYDDDF)
128	(80)	SIGNED	4	CPLTIME	TIME FORMAT (SECS*100)
132	(84)	SIGNED	4	CPLSUMX	SUM OF DUMMY COMPL OPERATIONS
136	(88)	SIGNED	4	*(2)	
144	(90)	CHARACTER	1	CPLWSTYP	COPIED FROM OWNING CP02
145	(91)	CHARACTER	1	CPLWSREP	COPIED FROM OWNING CP02
146	(92)	CHARACTER	2	CPLWSR1N	RESOURCE NAME
148	(94)	UNSIGNED	2	CPLWSR1IU#	NUMBER IN USE (PARALLEL SERVERS IN USE = NO. STARTED OPERATIONS
150	(96)	CHARACTER	2	CPLWSR1FLG	RESOURCE INDICATORS
		1... ....		CPLWSR1C	RESOURCE USED AT CONTROL
		.1... ....		*	FREE
		..1. ....		CPLWSWAIT	COPIED FROM OWNING CP02
		...1 ....		CPLWSVIRT	COPIED FROM OWNING CP02
		.... 1...		CPLWSZCAGENT	COPIED FROM OWNING CP02
150	(96)	BITSTRING	1	*	FREE
		.... .1..		CPLWSZNOINFO	ZCENTRIC NO INFO AVAIL
		.... .1.		CPLWSDYN	DYNAMIC WORKSTATION
150	(96)	BITSTRING	1	*	FREE
152	(98)	CHARACTER	2	CPLWSR2N	RESOURCE NAME
154	(9A)	UNSIGNED	2	CPLWSR2IU#	NUMBER IN USE
156	(9C)	CHARACTER	2	CPLWSR2FLG	RESOURCE INDICATORS
		1... ....		CPLWSR2C	RESOURCE USED AT CONTROL
		.1... ....		CPLWSSTAT	WSSTAT GENERATED STATUS
		..1. ....		CPLUX009	UX009 GENERATED STATUS
156	(9C)	BITSTRING	1	*	RESERVED
158	(9E)	CHARACTER	1	CPLRLTYP	READY LIST TYPE
159	(9F)	CHARACTER	1	CPLFLG02	FLAG BITS
		1... ....		CPLPREP	COPIED FROM OWNING CP02
		.1... ....		CPLIVLNU	IVL NOT USED AT ALL
		..1. ....		CPLIVLNP	NO PARALLEL SERVERS
		...1 ....		CPLSTC	COPIED FROM OWNING CP02
		.... 1...		CPLWTO	COPIED FROM OWNING CP02
		.... .1..		CPLOFF_PEND	WS IS PENDING OFFLINE
		.... .1.		CPLRTR_PEND	T EVENT PENDING
		.... ...1		CPLAWS_VARY	VARIED AWS SET
160	(A0)	CHARACTER	8	CPLPREEV	
160	(A0)	CHARACTER	4	CPLPREDT	DATE IN TIME MACRO FORM
164	(A4)	CHARACTER	4	CPLPRETM	TIME IN TIME MACRO FORM
168	(A8)	CHARACTER	8	CPLSUDS	NOT USED
176	(B0)	SIGNED	2	CPLIVL22#I	NUMBER OF OPEN INTERVLS
178	(B2)	SIGNED	2	CPLMAX15	NOT USED
180	(B4)	CHARACTER	1	CPLWSSTA	USED BY DIALOG
181	(B5)	CHARACTER	1	CPLCWS_STAT	WORK STATION STATUS
182	(B6)	SIGNED	2	CPLTRT02	NOT USED
184	(B8)	CHARACTER	8	CPLCOFF02	OFFLINE TIME STAMP
184	(B8)	CHARACTER	4	CPLCOFF_DATE	OFFLINE DATE
188	(BC)	CHARACTER	4	CPLCOFF_TIME	OFFLINE TIME
192	(C0)	CHARACTER	4	CPLCAWS02	NOT USED
196	(C4)	UNSIGNED	2	CPLSEQ#02	CURRENT SUBMIT SEQUENCE
198	(C6)	UNSIGNED	1	CPLRSEQ#02	CURRENT REQUEST SEQUENC
199	(C7)	UNSIGNED	1	CPLSUMCES	NOT USED
200	(C8)	UNSIGNED	1	CPLSUMCRS	NOT USED
201	(C9)	UNSIGNED	1	CPLSUMIES	NOT USED
202	(CA)	UNSIGNED	1	CPLSUMIRS	NOT USED

203	(CB)	UNSIGNED	1	CPLSUMSES	
204	(CC)	UNSIGNED	1	CPLSUMRES	NOT USED
205	(CD)	UNSIGNED	1	CPLSUMWES	NOT USED
206	(CE)	CHARACTER	1	CPLWSTWS	NOT USED
207	(CF)	CHARACTER	1	CPLLNK02	NOT USED
208	(D0)	CHARACTER	1	CPLFLGTWS	NOT USED
		1... ..		CPLLNKVA	NOT USED
		.1.. ....		CPLSTAVA	NOT USED
		..1. ....		CPLLNKDW	NOT USED
		...1 ....		CPLWRTST	NOT USED
		.... 1...		CPLCMDLNK	NOT USED
		.... .1..		CPLCMDSTA	NOT USED
		.... ..1.		CPLFULLNK	NOT USED
209	(D1)	CHARACTER	1	CPLAUTO	ALWAYS N
210	(D2)	SIGNED	2	CPLACCM22#	ALWAYS 0 NOT USED
212	(D4)	SIGNED	2	CPLLIMIT	CPU LIMIT VALUE
214	(D6)	CHARACTER	1	*	FREE
215	(D7)	CHARACTER	1	CPLRENGT	REMOTE ENGINE TYPE
216	(D8)	SIGNED	4	CPLVMAX15	MAC NO EVENTS IN 15 MIN
220	(DC)	SIGNED	2	CPLEOPT22#	NOT USED
222	(DE)	CHARACTER	14	*	FREE
236	(EC)	CHARACTER	*	CPLWSVAR22	VARIABLE LENGTH SECTION

## Open time interval segment

The value of CPLIVL22#I in the common data segment describes the number of open time interval segments that follow the common data.

Offsets	Type	Length	Name	Description	
236	(EC)	STRUCTURE	48	CPLIVL0I22(*)	
236	(EC)	CHARACTER	10	CPLIVLFR	INTERVAL START
236	(EC)	CHARACTER	6	CPLIVLFD	DATE YYMMDD
242	(F2)	CHARACTER	4	CPLIVLFT	TIME HHMM
246	(F6)	CHARACTER	10	CPLIVLTO	INTERVAL END
246	(F6)	CHARACTER	6	CPLIVLTD	DATE YYMMDD
252	(FC)	CHARACTER	4	CPLIVLTT	TIME HHMM
256	(100)	UNSIGNED	2	CPLIVL#PS	MAX PARALLEL SERVERS
258	(102)	UNSIGNED	2	CPLIVL#DPPS	SAME, SET AT DAILY PLANNING
260	(104)	BITSTRING	1	CPLIVLF2	FLAGS
		1... ..		CPLIVLMC	IVL SET BY MCP
		.1.. ....		CPLIVLDP	IVL SET BY DP (WSD)
		..11 1111		*	FREE
261	(105)	CHARACTER	1	*	FREE
262	(106)	UNSIGNED	2	CPLIVL#R1	CURRENT RESOURCE CAPACITY
264	(108)	UNSIGNED	2	CPLIVL#DPR1	CAPACITY SET AT DAILY PLAN
266	(10A)	UNSIGNED	2	CPLIVL#R2	CURRENT RESOURCE CAPACITY
268	(10C)	UNSIGNED	2	CPLIVL#DPR2	CAPACITY SET AT DAILY PLAN
270	(10E)	CHARACTER	4	CPLIVLWAS	NOT USED
274	(112)	CHARACTER	4	CPLIVLDPAWS	NOT USED
278	(116)	CHARACTER	6	*	FREE

## Cross reference

NAME	HEX OFFSET	HEX VALUE	LEVEL
CPLACCM22#	D2		4
CPLAUTO	D1		4
CPLAWS_VARY	9F	01	5
CPLBDY22	13		3
CPLCAWS02	C0		4
CPLCMDLNK	D0	08	5
CPLCMDSTA	D0	04	5
CPLCOFF_DATE	B8		5
CPLCOFF_TIME	BC		5

CPLCOFF02	B8		4
CPLCOM22	0		2
CPLCREVT	7C		4
CPLCWS_STAT	B5		4
CPLDATE	7C		5
CPLDESCR22	18		4
CPLDST22	6		4
CPLLEOPT22#	DC		4
CPLLEYE22	13		4
CPLFLGTWS	D0		4
CPLFLG02	9F		4
CPLFULLNK	D0	02	5
CPLIVL#DP22	102		2
CPLIVL#DPR1	108		2
CPLIVL#DPR2	10C		2
CPLIVL#PS	100		2
CPLIVL#R1	106		2
CPLIVL#R2	10A		2
CPLIVLAWS	10E		2
CPLIVLDP	104	40	3
CPLIVLDPAWS	112		2
CPLIVLFD	EC		3
CPLIVLFR	EC		2
CPLIVLFT	F2		3
CPLIVLF2	104		2
CPLIVLMC	104	80	3
CPLIVLNP	9F	20	5
CPLIVLNU	9F	40	5
CPLIVLOI22	EC		1
CPLIVLTD	F6		3
CPLIVLTO	F6		2
CPLIVLTT	FC		3
CPLIVL22#I	B0		4
CPLKEY22	0		3
CPLKF22	E		4
CPLKID22	0		4
CPLLIMIT	D4		4
CPLLNKDW	D0	20	5
CPLLNKVA	D0	80	5
CPLLNK02	CF		4
CPLMAX15	B2		4
CPLOFF_PEND	9F	04	5
CPLPREDT	A0		5
CPLPREEV	A0		4
CPLPREP	9F	80	5
CPLPRETM	A4		5
CPLREC22	0		1
CPLRENGT	D7		4
CPLRLTYP	9E		4
CPLRSEQ#02	C6		4
CPLRTR_PEND	9F	02	5
CPLSSEQ#02	C4		4
CPLSTAVA	D0	40	5
CPLSTC	9F	10	5
CPLSUDS	A8		4
CPLSUMA	68		4
CPLSUMC	38		4
CPLSUMC#	38		5
CPLSUMCE	3C		5
CPLSUMCES	C7		4
CPLSUMCR	40		5
CPLSUMCRS	C8		4
CPLSUME	74		4
CPLSUMI	44		4
CPLSUMI#	44		5
CPLSUMIE	48		5
CPLSUMIES	C9		4



CPLSUMIR	4C		5
CPLSUMIRS	CA		4
CPLSUML	78		4
CPLSUMNRR	6C		4
CPLSUMR	58		4
CPLSUMR#	58		5
CPLSUMRE	5C		5
CPLSUMRES	CC		4
CPLSUMS	50		4
CPLSUMS#	50		5
CPLSUMSE	54		5
CPLSUMSES	CB		4
CPLSUMU	70		4
CPLSUMW	60		4
CPLSUMW#	60		5
CPLSUMWE	64		5
CPLSUMWES	CD		4
CPLSUMX	84		4
CPLTIME	80		5
CPLTRT02	B6		4
CPLUX009	9C	20	5
CPLVERS22	17		4
CPLVMAX15	D8		4
CPLWRTST	D0	10	5
CPLWSDYN	96	02	5
CPLWSN22	2		4
CPLWSREP	91		4
CPLWSR1C	96	80	5
CPLWSR1FLG	96		4
CPLWSR1IU#	94		4
CPLWSR1N	92		4
CPLWSR2C	9C	80	5
CPLWSR2FLG	9C		4
CPLWSR2IU#	9A		4
CPLWSR2N	98		4
CPLWSSTA	B4		4
CPLWSSTAT	9C	40	5
CPLWSTWS	CE		4
CPLWSTYP	90		4
CPLWSVAR22	EC		2
CPLWSVIRT	96	10	5
CPLWSWAIT	96	20	5
CPLWSZCAGENT	96	08	5
CPLWSZNOINFO	96	04	5
CPLWTO	9F	08	5

---

## CPLREC24 - Current plan job recovery record

Name : DCLCPR24

Function:

This segment declares a jobname table record, physically located in EQQCP×DS and EQQNCPDS.

The CPLREC24 record is structured as follows:

- 1 CPLREC24
  - 2 common data
  - 2 message line entries ( )

### Common data segment

Offsets		Type	Len	Name (Dim)	Description
Dec	Hex				
0	(0)	STRUCTURE	208	CPLREC24	JOB RECOVERY RECORD
0	(0)	CHARACTER	8	CPL24KEY	KEY OF RECORD

Offsets					
Dec	Hex	Type	Len	Name (Dim)	Description
0	(0)	CHARACTER	2	CPLTYP24	TYPE IS ALWAYS 24
2	(2)	UNSIGNED	3	CPLOCC24	OCCURENCE NUMBER
5	(5)	UNSIGNED	1	CPLOPR24	OPERATION NUMBER
6	(6)	SIGNED	2	CPLSEQ24	SEQUENCE NUMBER, 1ST=0001 IS NOT USED
8	(8)	CHARACTER	81	CPL24BDY	BODY MUST BE 85
8	(8)	CHARACTER	4	CPL24EYE	EYE CATCHER
12	(C)	CHARACTER	16	CPL24ADID	OCCURRENCE ADID
28	(1C)	CHARACTER	10	CPL24IA	OCCURRENCE INPUT ARRIVAL YYMMDDHHMM
28	(1C)	CHARACTER	6	CPL24IAD	IA DATE
34	(22)	CHARACTER	4	CPL24IAT	IA TIME
38	(26)	CHARACTER	8	CPL24JREID	JOB ID OF RECOVERY JOB
38	(26)	CHARACTER	4	CPL24JREIDP	JOBID PREFIX
42	(2A)	SIGNED	4	CPL24JREIDN	JOB ID NUMBER USED IN DATA PROCESSING IS NOT DISPLAYED
46	(2E)	CHARACTER	4	CPL24WSN	WORKSTATION NAME
50	(32)	SIGNED	1	CPL24RJST	RECOVERY JOB STATUS
51	(33)	CHARACTER	1	CPL24FLAGS	FLAGS
				CPL24COMP	1= JOBLOG IS IN COMPRESSED FORMAT (CSRCSERV COMPR.)
				CPL24NOLOG	1= NO JOBLOG FOUND
				CPL24FAIL	JOB FAIL
				*	RESERVED
52	(34)	SIGNED	4	CPL24TOTSZ	TOTAL SIZE OF RECORD, BEFORE THE SPLIT INTO TWO OR MORE RECORDS AND BEFORE COMPRESSION
56	(38)	SIGNED	4	CPLSZ24	SIZE OF RECORD WHEN IN CP
56	(38)	SIGNED	4	CPL24CSZ	COMPRESSED SIZE (INCL HEADER)
60	(3C)	CHARACTER	10	CPL24START	RECOVERY JOB START
60	(3C)	CHARACTER	6	CPL24STARTD	DATE   BLANK
66	(42)	SIGNED	4	CPL24STARTT	TIME IN SEC*100   0
70	(46)	CHARACTER	10	CPL24END	RECOVERY JOB END TIME
70	(46)	CHARACTER	6	CPL24ENDD	DATE   BLANK
76	(4C)	SIGNED	4	CPL24ENDT	TIME IN SEC*100   0 TIME IN SEC*100   0
80	(50)	SIGNED	4	CPL#LINE24	NUMBER OF JOBLOG RECORDS
84	(54)	SIGNED	4	CPLLO24	OFFSET TO LAST MESSAGE LINE
88	(58)	CHARACTER	1	*	RESERVED
89	(59)	CHARACTER	1	CPL24ST	STATUS OF JOBLOG ARCHIVING: ' ' =NOT REQUIRED W=WAITING FOR RETRIEVAL C=RETRIEVE COMPLETED E=RETRIEVE ENDED IN ERROR
90	(5A)	CHARACTER	1	CPL24VERS	VERSION
91	(5B)	CHARACTER	1	*	RESERVED
92	(5C)	CHARACTER	8	CPL24JID	ID OF JOB TO RECOVER
100	(64)	CHARACTER	8	CPL24RJID	RECOVERY JOB ID TO DISPLAY
108	(6C)	SIGNED	4	CPL24DUR	RECOVERY JOB DURATION (SEC*100)
112	(70)	SIGNED	4	CPL24PROMPTID	RECOVERY PROMPT ID
116	(74)	CHARACTER	64	CPL24PRTMSG	RECOVERY MESSAGE
180	(B4)	CHARACTER	1	CPL24PRTSTAT	RECOVERY PROMPT STATUS: ' ' = NO PROMPT 'A' = ASKED (NO REPLY) 'N' = REPLY WITH N 'Y' = REPLY WITH Y

Offsets					
Dec	Hex	Type	Len	Name (Dim)	Description
181	(B5)	CHARACTER	1	CPL24RECTYPE	RECOVERY TYPE USED FOR DISPLAY FOR CODE USE EX0: S = STOP C = CONTINUE R = RERUN
182	(B6)	CHARACTER	4	CPL24ERRC	ERROR CODE
186	(34)	CHARACTER	4	CPL24MAINWS	RECOVER JOB WORKSTATION
190	(BE)	CHARACTER	2	*	RESERVED
192	(C0)	CHARACTER	4	CPL24ERRCFIX	ERROR CODE FIXED
196	(C4)	SIGNED	12	*	RESERVED
208	(D0)	CHARACTER		CPLDATA24	DATA PORTION

## Messages line segment

The value of CPL#LINE24 in the common data segment describes the number of message line segments.

Offsets					
Dec	Hex	Type	Len	Name (Dim)	Description
0	(0)	STRUCTURE	*	CPLSYSOUT24	
0	(0)		4	CPLMSG24L	LENGTH OF SYSOUT MESSAGE LINE
4	(4)	CHARACTER	2	CPLMSG24FLG	FLAGS
4	(4)	CHARACTER	1	CPLTYPE24	LINE TYPE: J = JOBLOG ' ' =USERSYSOUT
5	(5)		1	*	RESERVED
6	(6)		2	CPLMSG24NO	OFFSET TO NEXT MESSAGE
8	(8)		*	CPLMSG24	MESSAGE

## Cross reference

Name	Hex Offset	Hex Value	Level
CPL#LINE24	50		3
CPLDATA24	D0		2
CPLLO24	54		3
CPLTYPE24	4		3
CPLMSG24	8		2
CPLMSG24FLG	4		2
CPLMSG24L	0		2
CPLMSG24NO	6		2
CPLOCC24	2		3
CPLOPR24	5		3
CPLREC24	0		1
CPLSEQ24	6		3
CPLSIZ24	38		3
CPLSYSOUT24	0		1

Name	Hex Offset	Hex Value	Level
CPLTYP24	0		3
CPL24ADID	C		3
CPL24BDY	8		2
CPL24COMP	33	80	4
CPL24CSZ	38		4
CPL24DUR	6C		2
CPL24END	46		3
CPL24ENDD	46		4
CPL24ENDT	4C		4
CPL24ERRC	B6		2
CPL24ERRCFIX	C0		2
CPL24EYE	8		3
CPL24FAIL		20	4
CPL24FLAGS	33		3
CPL24IA	1C		3
CPL24IAD	1C		4
CPL24IAT	22		4
CPL24JID	5C		2
CPL24JREID	26		3
CPL24JREIDN	2A		4
CPL24JREIDP	26		2
CPL24KEY	0		2
CPL24MAINWS	BA		2
CPL24NOLOG	33	40	4
CPL24PROMPTID	70		2
CPL24PRTMSG	74		2
CPL24PRTSTAT	B4		2
CPL24RECTYPE	B5		2
CPL24RJID	64		2
CPL24RJST	32		3
CPL24ST	59		2
CPL24START	3C		3
CPL24STARTD	3C		4
CPL24STARTT	42		4
CPL24TOTSZ	34		3
CPL24VERS	5A		2
CPL24WSN	2E		3

---

## CPLREC3C - Current plan occurrence record

Name : DCLCPR3C

Function:

This segment declares a current plan occurrence record, physically located in EQQCPXDS and EQQNCPDS.

Offsets					
Dec	Hex	Type	Len	Name (Dim)	Description
0	(0)	STRUCTURE	*	CPLREC3C	OCCURRENCE RECORD
0	(0)	CHARACTER	302	CPLCOM3C	COMMON PART OF RECORD
0	(0)	CHARACTER	12	CPLKEYOC	
0	(0)	CHARACTER	2	*	TYPE IS ALWAYS 03
2	(2)	CHARACTER	4	CPLNDXOC	KEY TO OCCURRENCE RECORD
2	(2)	UNSIGNED	3	CPLOC03C	OCC NUMBER
5	(5)	UNSIGNED	1	CPLOP03C	OP. NUMBER SET TO ZERO
6	(6)	CHARACTER	6	CPLKF03C	should contain blanks
12	(C)	CHARACTER	290	CPLBDYOC	BODY OF OCCURRENCE RECORD
12	(C)	CHARACTER	4	CPLYEY3C	EYECATCHER
16	(10)	UNSIGNED	1	CPLVERS3C	VERSION NUMBER
17	(11)	CHARACTER	8	CPLGROUP3C	AUTHORITY GROUP
25	(19)	CHARACTER	3	*	FREE CATC
28	(1C)	CHARACTER	16	CPLADIOC	APPLICATION ID
44	(2C)	CHARACTER	10	CPLIAOC	INPUT ARRIVAL FROM LTP
44	(2C)	CHARACTER	6	CPLIADOC	DATE
50	(32)	CHARACTER	4	CPLIATOC	TIME
54	(36)	CHARACTER	10	CPLIMOC	MODIFIED INPUT ARRIVAL OR IA FROM LTP
54	(36)	CHARACTER	6	CPLIMDOC	DATE
60	(3C)	CHARACTER	4	CPLIMTOC	TIME
64	(40)	SIGNED	2	CPLNETOC	NETWORK ID
66	(42)	CHARACTER	24	CPLTXTOC	APPL.DESCRPTIVE TEXT
90	(5A)	CHARACTER	16	CPLOIDOC	OWNER ID
106	(6A)	CHARACTER	24	CPLOTXOC	OWNER DESCRIPTION
130	(82)	CHARACTER	10	CPLDLOC	DEADLINE
130	(82)	CHARACTER	6	CPLDLDOC	DATE
136	(88)	CHARACTER	4	CPLDLTOC	TIME
140	(8C)	CHARACTER	1	CPLPRIOC	PRIORITY
141	(8D)	CHARACTER	1	CPLSTAO	S=STARTED,U=UNDECIDED, D=DELETED,W=WAITING C=COMPLET,E=ENDED IN ERROR P=PENDING PREDECESSOR M=MANDATORY PEND PRED
142	(8E)	CHARACTER	10	CPLAAOC	ACTUAL ARRIVAL BLANK
142	(8E)	CHARACTER	6	CPLAADOC	DATE
148	(94)	CHARACTER	4	CPLAATOC	TIME
152	(98)	CHARACTER	10	CPLACOC	ACTUAL COMPLETION BLANK
152	(98)	CHARACTER	6	CPLACDOC	DATE
158	(9E)	CHARACTER	4	CPLACTOC	TIME
162	(A2)	SIGNED	2	CPLCOPOC	NDX TO NON-COMPLETE OP WITH EARLIEST LATEST OUT
164	(A4)	UNSIGNED	4	CPLRDUOC	REMAINING DUR (sec) ON CURRENT CRITICAL PATH
168	(A8)	SIGNED	4	CPLROPOC	NUMBER OF REMAINING OPS ON CURRENT CRITICAL PATH
172	(AC)	SIGNED	4	CPLOPOC	NUMBER OF OPS IN OCC
172	(AC)	SIGNED	4	CPLsuccDep	NUMBER OF successors dependencies VALID ONLY FOR 'M' occ

Offsets					
Dec	Hex	Type	Len	Name (Dim)	Description
176	(B0)	SIGNED	4	CPLOPCOC	NUMBER OF OPS COMPLETED
180	(B4)	SIGNED	4	CPLEROC	NBR OF OPS ENDED IN ERROR
184	(B8)	SIGNED	4	CPLUNOC	NUMBER OF OPS UNDECIDED
188	(BC)	SIGNED	4	CPLSTOC	NUMBER OF OPS STARTED
192	(C0)	CHARACTER	4	CPLERROC	ERROR CODE OF OCC
196	(C4)	SIGNED	2	CPLRSROC	INDEX OF REM.SLACK CHAIN
198	(C6)	SIGNED	2	CPLRSOOC	OFFSET IN REM SLACK REC.
200	(C8)	SIGNED	2	CPLUOROC	INDEX OF UNDECIDED CHAIN R
202	(CA)	SIGNED	2	CPLUOOOC	OFFSET IN UNDECIDED REC
204	(CC)	CHARACTER	1	CPLSWIOC	BIT SWITCHES
		1... ..		CPLREROC	1 MEANS RERUN REQUESTED
		.1... ..		CPLDEFOC	1 = DEFAULT RULE FOR PEND
		..1. ....		CPLXPOC	1=CURR. VALUE IN AAOC FROM OP. WITH EXPL. INP. ARRIVAL
		...1 ....		CPLMCPOC	1 MEANS ADDED BY MCP
		.... 1...		cpIlt poc	came from LTP at last DP
		.... .1..		CPLMONC	any monitored op in occ
		.... ..1.		CPLMPEND	original MPEND
		.... ...1		CPLADEPFLAG	ON = SOME APPLICATION DEP. AO-OA-AA
205	(CD)	CHARACTER	1	CPLADDOC	HOW ADDED TO CP D MEANS MCP-DIALOG E MEANS ETT P MEANS PIF A MEANS AR BLANK MEANS DP
206	(CE)	CHARACTER	16	cpIjvtab	jcl var table name jcla
222	(DE)	CHARACTER	16	cpIOCCgroup	occurrence group ref ADGA
238	(EE)	CHARACTER	16	cpIcal	calendar name
254	(FE)	CHARACTER	8	cpIuseroc	lastupdate user-id
262	(106)	CHARACTER	8	cpIocctok	occ token TOD D90C
270	(10E)	CHARACTER	1	cpITWSocc	Y means IWS occurrence
271	(10F)	UNSIGNED	1	cpIlettinfo	Extended ETT info area 0 = not allocated 1 = allocated
272	(110)	SIGNED	2	cpIrunidc	ADR run cycle id
274	(112)	UNSIGNED	1	cpIlfop	number of FOPs
275	(113)	UNSIGNED	1	cpIlfop	number of LOPs
276	(114)	SIGNED	4	cpIxcoc	number of dum compl ops
280	(118)	CHARACTER	8	cpIoccrunc	occurrence generator run cycle
288	(120)	SIGNED	4	cpIlfproc	number of application predecessor
292	(124)	SIGNED	4	cpIlfsuoc	number of application successors
296	(128)	UNSIGNED	2	cpIlfpcoc	number of completed application predecessors
298	(12A)	SIGNED	4	cpIlfidx	FOP/LOP idx
302	(12E)	CHARACTER	*	cpIvar3c	variable part of record

#### APPLICATION FOPs

Offsets					
Dec	Hex	Type	Len	Name (Dim)	Description
0	(0)	UNSTRUCTURED	2	CPLFOP (*)	
0	(0)	UNSIGNED	2	CPLFOPOPNO	FOP operation number

#### APPLICATION LOPs

Offsets		Type	Len	Name (Dim)	Description
Dec	Hex				
0	(0)	UNSTRUCTURED	2	CPLLOP (*)	
0	(0)	UNSIGNED	2	CPLLOPOPNO	LOP operation number

#### ETT VARIABLES

Offsets		Type	Len	Name (Dim)	Description
Dec	Hex				
0	(0)	STRUCTURE	159	cplettvar	ETT variables
0	(0)	CHARACTER	159	cplett3c	ETT entry
0	(0)	CHARACTER	44	cplettcrit	ETT criteria
44	(2C)	CHARACTER	1	cpletttyp	J or R
45	(2D)	CHARACTER	8	cplettjob	Jobname
53	(35)	CHARACTER	8	cplettjid	Jobid
61	(3D)	UNSIGNED	1	cplettgrootl	GDG root length
62	(3E)	CHARACTER	44	cplettevnsm	Full ETT event name
106	(6A)	CHARACTER	53	*	Free

#### APPLICATION PREDECESSOR

Offsets		Type	Len	Name (Dim)	Description
Dec	Hex				
0	(0)	STRUCTURE	12	CPLPREOC (*)	PREDECESSOR SWITCHES
0	(0)	CHARACTER	1	CPLPSWOC	PREDECESSOR COMPLETED
		1... ..		CPLPCOOC	PRED. WS WAS NON-REPORTING
		.1.. ..		CPLPNROC	PENDING PRED OCCURRENCE
		..1. ....		CPLPNDOC	Critical Path indicator for internal processing
		...1 ....		CPLCRITPREDOC	on is a mandatory pend.
		.... 1...		CPLPMANDPENDOC	RESERVED
		.... .111	*		
1	(1)	CHARACTER	1	CPLPMATCOC	Originating matching criteria - C closest preceding - S same day - A absolute IVL - R relative IVL
2	(2)	SIGNED	2	CPLPTTOC	TRANSPORT TIME
2	(1)	UNSIGNED	1	CPLPTTOCO	
3	(1)	UNSIGNED	1	CPLPTTOCORIG	ORIG OPER NUM
4	(4)	CHARACTER	4	CPLPOC	PREDECESSOR OP'S KEY IN CP
4	(4)	UNSIGNED	3	CPLPOCOC	OCCURRENCE INDEX
7	(7)	UNSIGNED	1	CPLPOPOC	OPERATION NO.
8	(8)	CHARACTER	4	CPLPMATCIVLOC	resolution criteria IVL
8	(8)	SIGNED	2	CPLPIVLLEFTOC	- left side - min value -32500 means no left side
10	(A)	SIGNED	2	CPLPIVLRIGHTOC	- right side - min value 0 means same IA

#### APPLICATION SUCCESSOR

Offsets		Type	Len	Name (Dim)	Description
Dec	Hex				
0	(0)	STRUCTURE	6	CPLSUCOC (*)	
0	(0)	CHARACTER	1	CPLSSWOC	SUCCESSOR SWITCHES
		1... ..		CPLSCROC	Critical path successor

Offsets		Type	Len	Name (Dim)	Description
Dec	Hex				
		.1.. ....		CPLSTARGETOCC	Successor is an occurrence
		..11 1111		*	RESERVED
1	(1)	CHARACTER	1	*	FREE
2	(2)	CHARACTER	4	CPLSOC	SUCCESSOR OP'S KEY IN CP
2	(2)	UNSIGNED	3	CPLSOCOC	OCCURRENCE INDEX
5	(5)	UNSIGNED	1	CPLSOPOC	OPERATION NO.

#### FOP INFORMATION

Offsets		Type	Len	Name (Dim)	Description
Dec	Hex				
0	(0)	STRUCTURE		CPLFOP	
0	(2)	SIGNED		CPLFOPOPNO	FOP OPER NUM

#### LOP INFORMATION

Offsets		Type	Len	Name (Dim)	Description
Dec	Hex				
0	(0)	STRUCTURE		CPLLOP	
0	(2)	SIGNED		CPLLOPOPNO	LOP OPER NUM

## Cross reference

Name	Hex Offset	Hex Value	Level
CPLEROC	B4		4
CPLOPOC	AC		4
CPLSTOC	BC		4
CPLsuccDep	AC		5
CPLUNOC	B8		4
cplxcoc	114		4
CPLAADOC	8E		5
CPLAAOC	8E		4
CPLAATOC	94		5
CPLACDOC	98		5
CPLACOC	98		4
CPLACTOC	9E		5
CPLADDOC	CD		4
CPLADIOC	1C		4
CPLBDYOC	C		3
cplcal	EE		4
CPLCOM3C	0		2
CPLCOPOC	A2		4
CPLDEFOC	CC	40	5
CPLDLDOC	82		5



Name	Hex Offset	Hex Value	Level
CPLDLOC	82		4
CPLDLTOC	88		5
CPLERROC	C0		4
cplletcrit	0		3
cplettevnam	3E		3
cplettgrootl	3D		3
cpletinfo	10F		4
cplettid	35		3
cplettbody	2D		3
cplettyp	2C		3
cpletvar	0		1
cplett3c	0		2
CPLEXPOC	CC	20	5
CPLYE3C	C		4
CPLGROUP3C	11		4
CPLIADOC	2C		5
CPLIAOC	2C		4
CPLIATOC	32		5
CPLIMDOC	36		5
CPLIMOC	36		4
CPLIMTOC	3C		5
cpljvtab	CE		4
CPLKEYOC	0		3
CPLKF03C	6		4
cpllt poc	CC	08	5
cpluseroc	FE		4
CPLMCPOC	CC	10	5
CPLMONC	CC	04	5
CPLMPEND	CC	02	5
CPLNDXOC	2		4
CPLNETOC	40		4
cplOCCgroup	DE		4
cplocctok	106		4
CPLOC03C	2		5
CPLOIDOC	5A		4
CPLOPCOC	B0		4
CPLOP03C	5		5
CPLOTXOC	6A		4
CPLPRIOC	8C		4
CPLRDUOC	A4		4
CPLREC3C	0		1

Name	Hex Offset	Hex Value	Level
CPLREROC	CC	80	5
CPLROPOC	A8		4
CPLRSOOC	C6		4
CPLRSROC	C4		4
cplrunidc	110		4
CPLSTAOC	8D		4
CPLSWIOC	CC		4
cplTWSocc	10E		4
CPLTXTOC	42		4
CPLUOOOC	CA		4
CPLUOROC	C8		4
cplvar3c	12E		2
CPLVERS3C	10		4
CPLPREOC	0		1
CPLPSWOC	0		2
CPLPCOOC	0	80	3
CPLPNROC	0	40	3
CPLPNDOC	0	20	3
CPLCRITPREDOC	0	10	3
CPLPMANDPENDOC	0	08	3
CPLPMATCOC	1		2
CPLPTTOC	2		2
CPLPOC	4		2
CPLPOCOC	4		3
CPLPOPOC	7		3
CPLPMATCIVLOC	8		2
CPLPIVLEFTOC	8		3
CPLPIVRIGHTOC	A		3
CPLSUCOC	0		1
CPLSSWOC	0		2
CPLSCROC	0	80	3
CPLSTARGETOCC	0	40	3
CPLSOC	2		2
CPLSOCOC	2		3
CPLSOPOC	5		3

---

## CPLREC3P - Current plan operation record

Name: DCLCPR3P

Function:

This segment declares a current plan operation record, physically located in EQQCPXDS and EQQNCPPDS.

Offsets					
Dec	Hex	Type	Len	Name (Dim)	Description
0	(0)	STRUCTURE	*	CPLREC3P	OPERATION RECORD
0	(0)	CHARACTER	436	CPLCOM3P	
0	(0)	CHARACTER	12	CPLKEYOP	
0	(0)	CHARACTER	2	CPLKYP3P	TYPE IS ALWAYS 03
2	(2)	CHARACTER	4	CPLNDXOP	KEY TO OCCOP RECORD
2	(2)	UNSIGNED	3	CPLOC03P	OCCURENC NUMBER
5	(5)	UNSIGNED	1	CPLOP03P	OPERATION NUMBER
6	(6)	CHARACTER	6	CPLKF03P	SHOULD CONTAIN blanks
12	(C)	CHARACTER	424	CPLBDYOP	BODY OF OPERATION RECORD
12	(C)	CHARACTER	4	CPLEYE3P	EYECATCHER
16	(10)	UNSIGNED	1	CPLVERS3P	VERSION NUMBER
17	(11)	CHARACTER	8	CPLGROUP3P	AUTHORITY GROUP
25	(19)	CHARACTER	1	CPLCLNSTAT	Clean Up status, see DCLRCCON
					blank = none
					R = request OPInfo
					W = waiting OPInfo
					O = avail OPInfo
					I = initiated
					S = started
					C = completed
					E = ended in error
26	(1A)	CHARACTER	16	CPLADIOP	APPLICATION ID
42	(2A)	CHARACTER	10	CPLIAOP	APPL INP. ARRIVAL AFTER MCP
42	(2A)	CHARACTER	6	CPLIADOP	DATE
48	(30)	CHARACTER	4	CPLIATOP	TIME
52	(34)	SIGNED	2	CPLNETOP	NETWORK ID
54	(36)	CHARACTER	24	CPLTXTOP	OP TEXT DESCRIPTION
78	(4E)	CHARACTER	8	CPLJBNOP	OP OS JOBNAME   BLANK
86	(56)	CHARACTER	8	CPLJIDOP	JOB ID
86	(56)	CHARACTER	4	CPLJIDOPP	Job id prefix for IWS
90	(5A)	SIGNED	4	CPLJIDOPN	Job id number (IWS)
94	(5E)	CHARACTER	6	CPLIDOP	OPERATION ID
94	(5E)	CHARACTER	4	CPLWSOP	WS NAME
98	(62)	SIGNED	2	CPLNUMOP	OPERATION CREATION NUMBER
100	(64)	CHARACTER	1	CPLJCLOP	JOBCLASS OR SYSOUTCLASS   BLANK
101	(65)	BITSTRING	1	CPLFLG05	Flag byte 5
		1... ..		CPLDEFLT	OPER IA DEFAULTED
		.1.. ..		CPLPSUWAIT	1 = wait for PSU done set by dialog when apply logic is needed, but cleanup is set to none
		..1. ....		CPLCP15REQ	on = Ask opi CP15 in progress
		...1 ....		CPLMHLD	on=manually held op
		.... 1...		CPLNOP	on=nop op
		.... .1..		CPLXEC	on=execute operation
		.... ..1.		CPLCLNCM	on=clean up comm issued
		.... ...1		CPLSSEQ	CPLISOP used as SSEQ
102	(66)	CHARACTER	8	CPLFRMOP	FORMNUMBER   BLANK
110	(6E)	CHARACTER	10	CPLPSOP	PLANNED START

Offsets					
Dec	Hex	Type	Len	Name (Dim)	Description
110	(6E)	CHARACTER	6	CPLPSDOP	DATE   BLANK
116	(74)	SIGNED	4	CPLPSTOP	TIME   0
120	(78)	CHARACTER	10	CPLPEOP	PLANNED END
120	(78)	CHARACTER	6	CPLPEDOP	DATE   BLANK
126	(7E)	SIGNED	4	CPLPETOP	TIME   0
130	(82)	CHARACTER	10	CPLOIOP	OPERATION INPUT ARRIVAL
130	(82)	CHARACTER	6	CPLOIDOP	DATE   BLANK
136	(88)	CHARACTER	4	CPLOITOP	TIME   BLANK
140	(8C)	CHARACTER	10	CPLODOP	OPERATION DEADLINE
140	(8C)	CHARACTER	6	CPLODDOP	DATE   BLANK
146	(92)	CHARACTER	4	CPLODTOP	TIME   BLANK
150	(96)	CHARACTER	10	CPLLOOP	LATEST OUT FOR OP
150	(96)	CHARACTER	6	CPLLODOP	DATE
156	(9C)	SIGNED	4	CPLLOTOP	TIME
160	(A0)	CHARACTER	10	CPLASOP	ACTUAL START
160	(A0)	CHARACTER	6	CPLASDOP	DATE   BLANK
166	(A6)	SIGNED	4	CPLASTOP	TIME   0
170	(AA)	CHARACTER	10	CPLAAOP	ACTUAL ARRIVAL
170	(AA)	CHARACTER	6	CPLAADOP	DATE   BLANK
176	(B0)	SIGNED	4	CPLAATOP	TIME   0
180	(B4)	CHARACTER	10	CPLISOP	INTERMEDIATE START (IF OP
180	(B4)	CHARACTER	6	CPLISDOP	DATE   BLANK WAS IRUPT)
180	(B4)	UNSIGNED	2	CPLSSEQOP	SUBMIT SEQUENCE
180	(B4)	CHARACTER	2	CPLISDOPF2	SUBMIT SEQUENCE
182	(B6)	CHARACTER	4	CPLISDOPL4	(WHEN JOB, STC OR WTO)
186	(BA)	SIGNED	4	CPLISTOP	TIME   0
190	(BE)	CHARACTER	10	CPLAEOP	ACTUAL END
190	(BE)	CHARACTER	6	CPLAEDOP	DATE   BLANK
196	(C4)	SIGNED	4	CPLAETOP	DATE   0
200	(C8)	SIGNED	4	CPLEDUOP	ESTIMATED DURATION
204	(CC)	UNSIGNED	4	CPLADUOP	ACTUAL DURATION
208	(D0)	SIGNED	2	CPLOPIRET	ask opinfo retry counter
210	(D2)	SIGNED	2	CPLPSOP	PARALLEL SERVERS REQUIRED
212	(D4)	SIGNED	2	CPLRIOP	WS RESOURCES REQUIRED
214	(D6)	SIGNED	2	CPLR2OP	WS RESOURCES REQUIRED
216	(D8)	CHARACTER	1	CPLCSTOP	CURRENT STATE
					W - WAITING
					A - WAITING FOR ARRIVAL
					R - READY
					* - READY PREV WS NONREP
					S - STARTED
					I - INTERRUPTED
					U - UNDECIDED
					C - COMPLETED
					E - ENDED IN ERROR
217	(D9)	CHARACTER	4	CPLERROP	ERROR CODE
221	(DD)	CHARACTER	1	CPLAECOP	AUTOM. ERROR COMPL.(YES NO)
222	(DE)	CHARACTER	1	CPLPRIOP	PRIORITY
223	(DF)	CHARACTER	1	CPLXSTOP	EXTENDED STATUS
224	(E0)	SIGNED	2	CPLERKOP	INDEX TO ERROR RECORD   0
226	(E2)	SIGNED	2	CPLEROOP	OFFSET IN ERROR RECORD   0
228	(E4)	SIGNED	2	CPLSUOP	NUMBER OF SUCCESSORS
230	(E6)	SIGNED	2	CPLPROP	NUMBER OF PREDECESSORS

Offsets					
Dec	Hex	Type	Len	Name (Dim)	Description
232	(E8)	SIGNED	2	CPLDEOP	NUMBER OF SUCCESSORS AND PREDECESSORS
234	(EA)	SIGNED	2	CPLPCOP	NUMBER OF PREDECESSORS COMPLETED
236	(EC)	SIGNED	2	CPLSRP	NO. OF SPECIAL RESOURCES
238	(EE)	BITSTRING	1	CPLFLGOP	FLAGS
		1... ..		CPLREROP	RERUN RECORD FOR THIS OP
		.1.. ..		CPLXTOP	ON=VALIDATION EXIT PASSED
		..1. ....		CPLASOP	ON=OP. ASSUMED COMPLETED
		...1 ....		CPLSPIA	ON=SPECIFIED IA FOR OP
		.... 1...		CPLSPDL	ON=SPECIFIED DL FOR OP
		.... .1..		CPLASUOP	ON=AUTO SUBMISSION OF JOB
		.... ..1.		CPLAJR	ON=AUTO HOLDRELEASE
		.... ...1		CPLLATEP	ON=LATE OP MSG ISSUED
239	(EF)	BITSTRING	1	CPLFLGO2	FLAGS
		1... ..		CPLSUBOP	ON=JOB SUBMITTED
		.1.. ..		CPLTJTOP	ON=TIME JOB
		..1. ....		CPLPRPOP	ON=PREP WS EXISTS FOR THIS .. CPU, BUT OP IS .. NOT COMPLETE
		...1 ....		CPLRELOP	ON=RELEASE AS SOON AS POSS.
		.... 1...		CPL2EVOP	ON=TYPE 2 EVENT READ
		.... .1..		CPLHRUOP	ON=HIGH RETCODE USED
		.... ..1.		CPLPENDP	A PENDING PREDECESSOR
		.... ...1		CPLLONGP	ON=LONG DUR MS ISSUED
240	(F0)	CHARACTER	8	CPLMCPUP	TIME OF LAST MCP UPDATE
248	(F8)	CHARACTER	1	CPLDEPTOP	DEPENDEN TYPE (P S R T) R - conditional predeces T - conditional success
249	(F9)	BITSTRING	1	CPLFLGO3	3rd flag byte
		1... ..		CPLRESTA	restartable operation
		.1.. ..		CPLDIRES	inst parm restart
		..1. ....		CPLRERUT	rerouteable operation
		...1 ....		CPLDIRER	inst parm reroute
		.... 1...		CPLWRER	op WAS rerouted
		.... .1..		CPLDWTO	DEADLINE WTO WANTED
		.... ..1.		CPLDWTOS	DEADLINE WTO REQ SENT
		.... ...1		CPLDWTOP	DEADLINE WTO REQ PROC
250	(FA)	UNSIGNED	2	CPLHRCOP	HIGHEST RETCODE NOT IN ERR
252	(FC)	SIGNED	2	CPLTMPOP	temporary save area
254	(FE)	CHARACTER	4	CPLALTWS	Alternate WS name
258	(102)	SIGNED	2	CPLMXLVL	Max nesting level
258	(102)	SIGNED	2	CPLMPREDOPNO	- used only by ISPF dialogue to pass info in GETL,MSUCC buffer
260	(104)	CHARACTER	16	CPLUDATA	User field
276	(114)	BITSTRING	1	CPLFLAG05	more flags
		1... ..		CPLMORERUN	0 = First run 1 = At least 1 run set by AB3P event
		.1.. ..		CPLJLINFO	0 = JLInfo to be req. 1 = JLInfo requested. Set by AB3P event; reset when JLInfo requested.
		..1. ....		CPLOPINFO	0 = last OPerInfo not available 1 = last OPerInfo available
		...1 ....		CPLPSUDONE	0 = PSU not compl. 1 = PSU completed
		.... 1...		CPLUSERSYS	1 = need user sysout

Offsets					
Dec	Hex	Type	Len	Name (Dim)	Description
		.... .1..		CPLIMMERR	1 = imm from error state (set by A3P if error status)
		.... ..1.		CPLSYSSFAIL	jes sub failed
		.... ...1		CPLXPJCL	need Expanded JCL
277	(115)	CHARACTER	1	CPLJRSTAT	Joblog retrieval status ' ' = no action yet 'I' = initiated 'R' = Reinitiated 'S' = started (j0-evt) 'C' = complete(j2-evt) 'E' = error (j2-evt)
278	(116)	CHARACTER	2	CPLWLM	WLM fields
278	(116)	CHARACTER	1	CPLJOB CRT	Critical Job
279	(117)	CHARACTER	1	CPLJOB POL	Late Job Policy
280	(118)	CHARACTER	8	CPLTOKEN_FULL	operation full token
280	(118)	CHARACTER	4	CPLTOKEN_PRE	prefix
284	(11C)	UNSIGNED	4	CPLTOKEN	opctoken
288	(120)	CHARACTER	8	CPLEXDEST	Execution dest
296	(128)	SIGNED	2	CPLASIDJOB	OPC ASID D63a
298	(12A)	CHARACTER	1	CPLCLNTYP	Clean up Type= A = automatic, I = immediate, M = manual, N = none
299	(12B)	CHARACTER	1	CPLTWSJOB	Y,S only in Sym,N
300	(12C)	CHARACTER	8	CPLSTCH	status was changed
300	(12C)	CHARACTER	4	CPLSTCHD	yydddF
304	(130)	CHARACTER	4	CPLSTCHT	hhmmssth
308	(134)	CHARACTER	8	CPLUSEROP	last update user-id
316	(13C)	CHARACTER	8	CPLJLODEST	Job Log destination
324	(144)	CHARACTER	4	CPLPSUTOKEN	PSU request token
328	(148)	UNSIGNED	1	CPLOPEX03P	Operation num extension
329	(149)	CHARACTER	1	CPLCLNRES	clean up result
330	(14A)	CHARACTER	1	CPLCLNDIA	clean up from Dialog
331	(14B)	CHARACTER	8	CPLQQCLJID	last EQQCLEAN jobid
331	(14B)	CHARACTER	8	CPLSUBTOKEN	HTTP job submission token
339	(153)	CHARACTER	1	CPLFLAG06	free to use
		1... ....		CPLMONP	oper monitoring flag
		.1.. ....		CPLXPJCLUSED	last run used expanded
		..1. ....		CPLSENDING	on=S-sending exstat
		...1 ....		CPLSUBER	on=E-OSUF exstat
		.... 1...		CPLERFAIL	on=E-FAIL exstat
		.... .1..		CPLRECPRMP	on=E-prmpt exstat
		.... ..1.		CPLRECJOB	on=E rec job running
		.... ...1		CPLRECRUN	on=E(R,S,C) not restart
340	(154)	CHARACTER	8	CPLQQCLJBN	last EQQCLEAN jobname
340	(154)	CHARACTER	8	CPLDOATIME	time the op was started
348	(15C)	CHARACTER	1	CPLFLAG07	
		1... ....		CPLREC24IS	CP24 exists
		.1.. ....		CPLRECE ND	op. completed by continue recovery action
		..1. ....		CPLSCRIPT	centralized script used
		...1 ....		CPLFROMPLC	on = from PLC
		.... 1...		CPLWASUJ	on = from WASUJ
		.... .1..		CPLWAITSE	on = wait SE
		.... ..1.		CPLWAITWQA	on = wait WS delay
		.... ...1		CPLURGMMSG	on = URG msg issued
349	(15D)	UNSIGNED	1	CPLXTINF	Extended info area 0 = not allocated 1 = allocated
350	(15E)	CHARACTER	1	CPLTWSJBNM	criterion used to build the IWS jobname in sym

Offsets					
Dec	Hex	Type	Len	Name (Dim)	Description
351	(15F)	CHARACTER	1	CPLAUTINF	26CBOGc N = not allocated Y = allocated
352	(160)	SIGNED	4	CPLFTWRC	RC oper running on FTW
356	(164)	CHARACTER	8	CPLRUSER	RACF user from EQQUX001
364	(16C)	SIGNED	2	CPL3PSPLEX	sysplex id
366	(16E)	CHARACTER	1	CPLFLAG08	
		1... ..		CPLWLMPROM	WLM failure msg flag
		.1.. ..		CPLWLMMMSG	WLM promotion flag
		..1. ....		CPLFTSANOP	job nopped on standard agent hosted by master
		...1 ....		CPLCRITJOBPRE	Critical predecessor
		.... 1...		CPLDPREM	on = recovered by cond
		.... .1..		CPLTZONE	on = TZONE applied
		.... ..1.		CPLCONDRJOB	on = cond recovery job
		.... ...1		CPLNOEVAL	on = do not eval cond succ
367	(16F)	BITSTRING	1	CPLFLAG09	
		1... ..		CPLSTEPDEP	on = this 3p has conds with step dep
		.1.. ..		CPLSTEPSUCC	on = this 3p has at least 1 csuc with step dep pointing to it
		..1. ....		CPLZCENTRIC	on = job on z-centric
		...1 ....		CPLRECOVON	on = recov set (not saved)
		.... 1...		CPLNOERR	on = NOERROR occurred
		.... .1..		CPLUNEXPRC	on = unexpected RC occur
		.... ..1.		CPLFAKESUB	
		.... ...1		CPLSHADOW	on = shadow job
368	(170)	CHARACTER	8	CPLWLMCLASS	WLM Service Class
376	(178)	SIGNED	4	CPLCRITPATH	Critical Path indicator for internal processing
380	(17C)	SIGNED	4	CPLEARE	Earliest End for internal processing
384	(180)	CHARACTER	4	CPLCRTPTHX	Critical Path Origin Key
384	(180)	UNSIGNED	3	CPLPTHOC	Occ. Number
387	(183)	UNSIGNED	1	CPLPTHOP	Operation Number
388	(184)	CHARACTER	2	CPLJESDEST	Destination for multiple datastore
390	(186)	CHARACTER	8	CPLVDEST	last used Virtual Dest
398	(18E)	SIGNED	2	CPLTZOFF	TZOFF in mins
400	(190)	UNSIGNED	4	CPLJOBtblIDX	Job Table index
404	(194)	SIGNED	2	CPLCPROP	NUMBER OF COND PRED
406	(196)	SIGNED	2	CPLCSUOP	NUMBER OF COND SUCC
408	(198)	SIGNED	2	CPLCONDTOT	NUMBER OF CONDS T F U D
410	(19A)	SIGNED	2	CPLCOND_T	NUMBER OF CONDS TRUE
412	(19C)	SIGNED	2	CPLCOND_F	NUMBER OF CONDS FALSE
414	(19E)	SIGNED	2	CPLCOND_U	NUMBER OF CONDS UNDEFINED
416	(1A0)	SIGNED	2	CPLCDEOP	NUMBER OF COND DEP
418	(1A2)	SIGNED	2	CPLPXOP	NUMBER OF PREDECESSORS DUMMY COMPLETED
420	(1A4)	CHARACTER	4	CPLORIGRC	job RC before emerh
424	(1A8)	SIGNED	2	CPLCONDID	Cond id - Never stored, only used by GS to return extra info
426	(1AA)	UNSIGNED	1	CPLRENGINF	Remote engine job area
427	(1AB)	CHARACTER	1	CPLREJST	Remote eng job substatus
428	(1AC)	SIGNED	2	CPLBND	num of bind requests
430	(1AE)	BITSTRING	1	CPLFLAG10	
		1... ..		CPLDYN	on = this 3p has conds
		.1.. ..		CPLDRECOV	on=recovery in progress
		..1. ....		CPLSHOSEQ	on=shadow in oseq

Offsets						
Dec	Hex	Type	Len	Name (Dim)	Description	
		...1 ....		CPLMVDEADL	on=move deadl	
		.... 1...		CPLEXIT13RC	on=rc 12 from exit13	
		.... .1..		CPLNOERRJT	NOERROR match JT	
		.... ..1.		CPLNOERRSKIP	NOERROR Skip A3S in reapp	
		.... ...1		CPLMPENDP	Used only by ISPF, PIF dialog to pass info in GETL, DEPC buffer	
431	(1AF)	CHARACTER	1	CPLTASKTYPE	plug-in task type	
432	(1B0)	BITSTRING	1	CPLFLAG11		
		1... ....		CPLMPPEND	on if pend or mpend pred - used only by ISPF,PIF dialog to pass info in GETL buffer	
		.1.. ....		CPLSTARTED	on = started at startup	
		..1. ....		CPLSUSP	on = suspended execution	
		..11 1111		*	free	
433	(1B1)	CHARACTER	3	*	Added to make fix part multiple of 4. This because DDICT declare EXT3P as a subfield of a structure having a string of char with length = CP3p fix part len as first field	

**Note:** If you need to increase cp3p fix part, make it always a multiple of 4.

Offsets						
Dec	Hex	Type	Len	Name (Dim)	Description	
436	(1B4)	CHARACTER	*	CPLVAR03	VAR DATA	

#### PREDECESSOR INFORMATION

Offsets						
Dec	Hex	Type	Len	Name (Dim)	Description	
0	(0)	STRUCTURE	12	CPLPREOP (*)		
0	(0)	CHARACTER	1	CPLPSWOP	PREDECESSOR SWITCHES	
		1... ....		CPLPCOOP	PREDECESSOR COMPLETED	
		.1.. ....		CPLPNROP	PRED. WS WAS NON-REPORTING	
		..1. ....		CPLPNDOP	PENDING PRED OCCURRENCE	
		...1 ....		CPLCRITPRED	Critical Path indicator for internal processing	
		.... 1...		CPLPMANDPEND	on is a mandatory pend.	
		.... .111		*	RESERVED	
1	(1)	CHARACTER	1	CPLPMATC	Originating matching criteria - C closest preceding - S same day - A absolute IVL - R relative IVL	
2	(2)	SIGNED	2	CPLPTTOP	TRANSPORT TIME	
2	(1)	UNSIGNED	1	CPLPTTOPO		
3	(1)	UNSIGNED	1	CPLPTTOPORIG	ORIG OPER	
4	(4)	CHARACTER	4	CPLPOP	PREDECESSOR OP'S KEY IN CP	
4	(4)	UNSIGNED	3	CPLPOCOP	OCCURRENCE INDEX	
7	(7)	UNSIGNED	1	CPLPOPOP	OPERATION NO.	
8	(8)	CHARACTER	4	CPLPMATCIVL	resolution criteria IVL	
8	(8)	SIGNED	2	CPLPIVLEF	- left side - min value -32500 means no left side	
10	(A)	SIGNED	2	CPLPIVLRIGH	- right side - min value 0 means same IA	



## SUCCESSOR INFORMATION

Offsets					
Dec	Hex	Type	Len	Name (Dim)	Description
0	(0)	STRUCTURE	6	CPLSUCOP (*)	
0	(0)	CHARACTER	1	CPLSSWOP	SUCCESSOR SWITCHES
		1... ....		CPLSCROP	CRITICAL PATH SUCCESSOR
		.111 1111		*	RESERVED
1	(1)	CHARACTER	1	*	RESERVED
2	(2)	CHARACTER	4	CPLSOP	SUCCESSOR OP'S KEY IN CP
2	(2)	UNSIGNED	3	CPLSOCOP	OCCURRENCE INDEX
5	(5)	UNSIGNED	1	CPLSOPOP	OPERATION NUMBER

## SPECIAL RESOURCES

Offsets					
Dec	Hex	Type	Len	Name (Dim)	Description
0	(0)	STRUCTURE	68	CPLSRSOP (*)	
0	(0)	CHARACTER	44	CPLSRNOP	NAME OF SPECIAL RESOURCE
44	(2C)	CHARACTER	1	CPLSRTOP	S = SHARED, X = EXCLUSIVE
45	(2D)	BITSTRING	1	*	flags
		1... ....		CPLSRAVOP	available
		.1.. ....		CPLSRIUSOP	in use shared
		..1. ....		CPLSRIUXOP	in use exclusively
		...1 ....		CPLSRKEPT	was kept at error
		.... 1...		CPLSRKEPTX	in exclusive use
		.... .1..		CPLRESCNEW	Q515W msg issued
		.... ..11		*	reserved
46	(2E)	CHARACTER	1	CPLSRERR	on error flag
47	(2F)	UNSIGNED	1	CPLSRWRS	reason for wait
48	(30)	SIGNED	4	CPLSRNUM	amount
52	(34)	SIGNED	4	CPLSRIDX	resource index id
56	(38)	CHARACTER	8	CPLALCTIME	allocation time
64	(40)	CHARACTER	1	CPLSRAVACO	Set SR availability to NO Y , N , R or blank
65	(41)	CHARACTER	3	*	free

## EXTENDED INFORMATION

Offsets					
Dec	Hex	Type	Len	Name (Dim)	Description
0	(0)	STRUCTURE	200	CPL3PEXTINFO	
0	(0)	CHARACTER	54	CPL3PEXTNAME	Extended Job Name
54	(36)	CHARACTER	16	CPL3PSENAME	Scheduling Env. Name
70	(46)	CHARACTER	130	*	free

## CONDITIONAL PREDECESSOR

Offsets					
Dec	Hex	Type	Len	Name (Dim)	Description
0	(0)	STRUCTURE	8	CPLCPREOP (*)	

Offsets					
Dec	Hex	Type	Len	Name (Dim)	Description
0	(0)	BITSTRING	1	CPLCPSWOP	flags
		1... ..		CPLCPNDOP	pending cond pred occ
		.1... ..		CPLCPCOOP	on = if external, CPRE not to be created
		..11 1111		*	free
1	(1)	CHARACTER	1	CPLCPMATC	Originating matching criteria - C closest preceding - S same day - A absolute IVL - R relative IVL
2	(2)	SIGNED	2	CPLCPOP_CID	Cond id
4	(4)	CHARACTER	4	CPLCPOP	Operation VSAM key
4	(4)	UNSIGNED	3	CPLCPOCOP	- Occ Number
7	(7)	UNSIGNED	1	CPLCPOPOP	- Opr Number

### CONDITIONAL SUCCESSOR

Offsets					
Dec	Hex	Type	Len	Name (Dim)	Description
0	(0)	STRUCTURE	8	CPLCSUCOP (*)	
0	(0)	BITSTRING	1	CPLCSSWOP	flags
1	(1)	BITSTRING	1	CPLCSUFLAG	
		1... ..		CPLCSUSTEP	on = cond succ with step dep pointing to this 3p
		.111 1111		*	free
2	(2)	SIGNED	2	CPLCSOP_CID	Cond id
4	(4)	CHARACTER	4	CPLCSOP	Operatiob VSAM key
4	(4)	UNSIGNED	3	CPLCSOCOP	- Occ Number
7	(7)	UNSIGNED	1	CPLCSOPOP	- Opr Number

### EXTENDED INFORMATION

Offsets					
Dec	Hex	Type	Len	Name (Dim)	Description
0	(0)	STRUCTURE	200	CPLRENG	
0	(0)	CHARACTER	16	CPLRENG_JSNAME	ad id
16	(10)	CHARACTER	40	CPLRENG_JOBNAME	job name IWSd
16	(10)	CHARACTER	8	CPLRENG_ZJOB	matched job name IWSz
56	(38)	CHARACTER	16	CPLRENG_JSWS	jobstream ws IWSd
56	(38)	CHARACTER	4	CPLRENG_ZWS	matched workstation IWSz
72	(48)	CHARACTER	3	CPLRENG_OPNO	operation number IWSz
75	(4B)	BITSTRING	1	CPLRENG_FLAGS	
		1... ..		CPLRENG_COMP	complete on bind err
		.111 1111		*	free
76	(4C)	CHARACTER	10	CPLRENG_IA	matched input arrival
76	(4C)	CHARACTER	6	CPLRENG_IAD	date
82	(52)	CHARACTER	4	CPLRENG_IAT	time
82	(52)	CHARACTER	2	CPLRENG_IATH	HH
84	(54)	CHARACTER	2	CPLRENG_IATM	MM
86	(56)	CHARACTER	114	*	free

### BIND REQUESTS INFORMATION

Offsets		Type	Len	Name (Dim)	Description
Dec	Hex				
0	(0)	STRUCTURE	16	CPLBNDOP (*)	
0	(0)	CHARACTER	8	CPLBND99K	XD99 KEY
8	(8)	BITSTRING	1	CPLBNDFLAG	
		1... ....		CPLBNDDEL	
		.111 1111		*	
9	(9)	CHARACTER	7	*	

## Cross reference

Name	Hex Offset	Hex Value	Level
CPLBND	1AC		4
CPLCDEOP	1A0		4
CPLCOND_F	19C		4
CPLCOND_T	19A		4
CPLCOND_U	19E		4
CPLCONDTOT	198		4
CPLCPROP	194		4
CPLCSUOP	196		4
CPLDEOP	E8		4
CPLPCOP	EA		4
CPLPROP	E6		4
CPLPSOP	D2		4
CPLPXOP	1A2		4
CPLR1OP	D4		4
CPLR2OP	D6		4
CPLSROP	EC		4
CPLSUOP	E4		4
CPLAADOP	AA		5
CPLAAOP	AA		4
CPLAATOP	B0		5
CPLADIOP	1A		4
CPLADUOP	CC		4
CPLAECOP	DD		4
CPLAEDOP	BE		5
CPLAEOP	BE		4
CPLAETOP	C4		5
CPLAJR	EE	02	5
CPLALCTIME	38		2
CPLALTWS	FE		4
CPLASDOP	A0		5
CPLASIDJOB	128		4
CPLASOP	A0		4

Name	Hex Offset	Hex Value	Level
CPLASSOP	EE	20	5
CPLASTOP	A6		5
CPLASUOP	EE	04	5
CPLAUTINF	15F		4
CPLBDYOP	C		3
CPLBNDDEL	8	80	3
CPLBNDFLAG	8		2
CPLBNDOP	0		1
CPLBND99K	0		2
CPLCLNCM	65	02	5
CPLCLNDIA	14A		4
CPLCLNRES	149		4
CPLCLNSTAT	19		4
CPLCLNTYP	12A		4
CPLCOM3P	0		2
CPLCONDID	1A8		4
CPLCONDRJOB	16E	02	5
CPLPCOOP	0	40	3
CPLCPMATC	1		2
CPLCPNDOP	0	80	3
CPLCPOCOP	4		3
CPLCPOP	4		2
CPLCPOP_CID	2		2
CPLCPOPOP	7		3
CPLCPREOP	0		1
CPLCPSWOP	0		2
CPLCP15REQ	65	20	5
CPLCRITJOBPRE	16E	10	5
CPLCRITPATH	178		4
CPLCRITPRE	0	10	3
CPLCRTPHX	180		4
CPLCSOCOP	4		3
CPLCSOP	4		2
CPLCSOP_CID	2		2
CPLCSOPOP	7		3
CPLCSSWOP	0		2
CPLCSTOP	D8		4
CPLCSUCOP	0		1
CPLCSUFLAG	1		2
CPLCSUSTEP	1	80	3
CPLDEFLT	65	80	5

Name	Hex Offset	Hex Value	Level
CPLDEPTOP	F8		4
CPLDIRER	F9	10	5
CPLDIRES	F9	40	5
CPLDOATIME	154		5
CPLDPREM	16E	08	5
CPLDRECOV	1AE	40	5
CPLDWTO	F9	04	5
CPLDWTOP	F9	01	5
CPLDWTOS	F9	02	5
CPLDYN	1AE	80	5
CPLEARE	17C		4
CPLEDUOP	C8		4
CPLEQQCLJBN	154		4
CPLEQQCLJID	14B		4
CPLERFAIL	153	08	5
CPLERKOP	E0		4
CPLEROOP	E2		4
CPLERROP	D9		4
CPLXDEST	120		4
CPLXEC	65	04	5
CPLXIT13RC	1AE	08	5
CPLXPJCL	114	01	5
CPLXPJCLUSED	153	40	5
CPLXTINF	15D		4
CPLXTOP	EE	40	5
CPLEYE3P	C		4
CPLFAKESUB	16F	02	5
CPLFLAG05	114		4
CPLFLAG06	153		4
CPLFLAG07	15C		4
CPLFLAG08	16E		4
CPLFLAG09	16F		4
CPLFLAG10	1AE		4
CPLFLAG11	1B0		4
CPLFLGOP	EE		4
CPLFLGO2	EF		4
CPLFLGO3	F9		4
CPLFLGO5	65		4
CPLFRMOP	66		4
CPLFROMPLC	15C	10	5
CPLFTSANOP	16E	20	5

Name	Hex Offset	Hex Value	Level
CPLFTWRC	160		4
CPLGROUP3P	11		4
CPLHRCOP	FA		4
CPLHRUOP	EF	04	5
CPLIADOP	2A		5
CPLIAOP	2A		4
CPLIATOP	30		5
CPLIDOP	5E		4
CPLIMMERR	114	04	5
CPLISDOP	B4		5
CPLISDOPF2	B4		7
CPLISDOPL4	B6		6
CPLISOP	B4		4
CPLISTOP	BA		5
CPLJBNOP	4E		4
CPLJCLOP	64		4
CPLJESDEST	184		4
CPLJIDOP	56		4
CPLJIDOPN	5A		5
CPLJIDOPP	56		5
CPLJLINFO	114	40	5
CPLJLODEST	13C		4
CPLJOBCRT	116		5
CPLJOBPOL	117		5
CPLJOBTLIDX	190		4
CPLJRSTAT	115		4
CPLKEYOP	0		3
CPLKF03P	6		4
CPLKYP3P	0		4
CPLLATEP	EE	01	5
CPLLODOP	96		5
CPLLONGP	EF	01	5
CPLLOOP	96		4
CPLLOTOP	9C		5
CPLUSEROP	134		4
CPLMCPUP	F0		4
CPLMHLD	65	10	5
CPLMONP	153	80	5
CPLMORERUN	114	80	5
CPLMPENDP	1AE	01	5
CPLMPPEND	1B0	80	5

Name	Hex Offset	Hex Value	Level
CPLMPREDOPNO	102		5
CPLMVDEADL	1AE	10	5
CPLMXLVL	102		4
CPLNDXOP	2		4
CPLNETOP	34		4
CPLNOERR	16F	08	5
CPLNOERRJT	1AE	04	5
CPLNOERRSKIP	1AE	02	5
CPLNOEVAL	16E	01	5
CPLNOP	65	08	5
CPLNUMOP	62		5
CPLOC03P	2		5
CPLODDOP	8C		5
CPLODOP	8C		4
CPLODTOP	92		5
CPLOIDOP	82		5
CPLOIOP	82		4
CPLOITOP	88		5
CPLOPEX03P	148		4
CPLOPINFO	114	20	5
CPLOPIRET	D0		4
CPLOP03P	5		5
CPLORIGRC	1A4		4
CPLPCOOP	0	80	3
CPLPEDOP	78		5
CPLPENDP	EF	02	5
CPLPEOP	78		4
CPLPETOP	7E		5
CPLPIVLEFT	8		3
CPLPIVRIGHT	A		3
CPLPMANDPEND	0	08	3
CPLPMATC	1		2
CPLPMATCIVL	8		2
CPLPNDOP	0	20	3
CPLPNROP	0	40	3
CPLPOCOP	4		3
CPLPOP	4		2
CPLPOPOP	7		3
CPLPREOP	0		1
CPLPRIOP	DE		4
CPLPRPOP	EF	20	5

Name	Hex Offset	Hex Value	Level
CPLPSDOP	6E		5
CPLPSOP	6E		4
CPLPSTOP	74		5
CPLPSUDONE	114	10	5
CPLPSUTOKEN	144		4
CPLPSUWAIT	65	40	5
CPLPSWOP	0		2
CPLPTHOC	180		5
CPLPTHOP	183		5
CPLPTTOP	2		2
CPLRECEND	15C	40	5
CPLRECJOB	153	02	5
CPLRECOVON	16F	10	5
CPLRECPRMP	153	04	5
CPLRECRUN	153	01	5
CPLREC24IS	15C	80	5
CPLREC3P	0		1
CPLREJST	1AB		4
CPLRELOP	EF	10	5
CPLRENG	0		1
CPLRENG_COMP	4B	80	3
CPLRENG_FLAGS	4B		2
CPLRENG_IA	4C		2
CPLRENG_IAD	4C		3
CPLRENG_IAT	52		3
CPLRENG_IATH	52		4
CPLRENG_IATM	54		4
CPLRENG_JOBNAME	10		2
CPLRENG_JSNAME	0		2
CPLRENG_JSWS	38		2
CPLRENG_OPNO	48		2
CPLRENG_ZJOB	10		3
CPLRENG_ZWS	38		3
CPLRENGINF	1AA		4
CPLREROP	EE	80	5
CPLRERUT	F9	20	5
CPLRESCNEW	2D	04	3
CPLRESTA	F9	80	5
CPLRUSER	164		4
CPLSCRIPT	15C	20	5
CPLSCROP	0	80	3



Name	Hex Offset	Hex Value	Level
CPLSENDING	153	20	5
CPLSHADOW	16F	01	5
CPLSHOSEQ	1AE	20	5
CPLSOCOP	2		3
CPLSOP	2		2
CPLSOPOP	5		3
CPLSPDL	EE	08	5
CPLSPIA	EE	10	5
CPLSRVACO	40		2
CPLSRVOP	2D	80	3
CPLSRERR	2E		2
CPLSRIDX	34		2
CPLSRIUSOP	2D	40	3
CPLSRIUXOP	2D	20	3
CPLSRKEPT	2D	10	3
CPLSRKEPTX	2D	08	3
CPLSRNOP	0		2
CPLSRNUM	30		2
CPLRSOP	0		1
CPLSRTOP	2C		2
CPLSRWRS	2F		2
CPLSSEQ	65	01	5
CPLSSEQOP	B4		6
CPLSSWOP	0		2
CPLSTARTED	1B0	40	5
CPLSTCH	12C		4
CPLSTCHD	12C		5
CPLSTCHT	130		5
CPLSTEPDEP	16F	80	5
CPLSTEPSUCC	16F	40	5
CPLSUBER	153	10	5
CPLSUBOP	EF	80	5
CPLSUBTOKEN	14B		5
CPLSUCOP	0		1
CPLSUSP	1B0	20	5
CPLSYSSFAIL	114	02	5
CPLTASKTYPE	1AF		4
CPLTIJTOP	EF	40	5
CPLTMPOP	FC		4
CPLTOKEN	11C		5
CPLTOKEN_FULL	118		4

Name	Hex Offset	Hex Value	Level
CPLTOKEN_PRE	118		5
CPLTWSJBNM	15E		4
CPLTWSJOB	12B		4
CPLXTOP	36		4
CPLTZOFF	18E		4
CPLTZONE	16E	04	5
CPLUDATA	104		4
CPLUNEXPRC	16F	04	5
CPLURGMMSG	15C	01	5
CPLUSERSYS	114	08	5
CPLVAR03	1B4		2
CPLVDEST	186		4
CPLVERS3P	10		4
CPLWAITSE	15C	04	5
CPLWAITWQA	15C	02	5
CPLWASUJ	15C	08	5
CPLWLM	116		4
CPLWLMCLASS	170		4
CPLWLMMSG	16E	40	5
CPLWLMPROM	16E	80	5
CPLWRER	F9	08	5
CPLWSOP	5E		5
CPLXSTOP	DF		4
CPLZCENTRIC	16F	20	5
CPL2EVOP	EF	08	5
CPL3PEXTINFO	0		1
CPL3PEXTNAME	0		2
CPL3PSENAME	36		2
CPL3PSPLEX	16C		4

---

## CPLREC3Q - Current plan operation condition record

Name : DCLCPR3Q

Function:

This segment declares a current plan operation condition record, physically located in EQQCPXDS and EQQNCPS.

The structure of the operation record is as follows:

```
DCL
  1 CPLREC3Q
    2 common data
    2 condition dependency ( )
```

## Common data segment

Offsets	Type	Length	Name	Description	
0	(0)		STRUCTURE	* CPLREC3Q	OPERATION CONDITION RECORD
0	(0)	133	CHARACTER	CPLCOM3Q	
0	(0)	12	CHARACTER	CPLKEY3Q	
0	(0)	2	CHARACTER	CPLKYP3Q	TYPE IS ALWAUS 03
2	(2)	4	CHARACTER	CPLNDX3Q	OPR VSAM KEY
2	(2)	3	UNSIGNED	CPLOC03Q	OCCUURENCE NUMBER
5	(5)	1	UNSIGNED	CPLOP03Q	OPERATION NUMBER
6	(6)	2	CHARACTER	CPLFIL13Q	ALWAYS '--' ( '6060'X )
8	(8)	2	SIGNED	CPLCOID3Q	COND ID
10	(A)	2	CHARACTER	CPLFIL23Q	SHOULD CONTAIN BLANKS
12	(C)	121	CHARACTER	CPLBDY3Q	BODY OF CONDITION RECORD
12	(C)	4	CHARACTER	CPLEYE3Q	EYE CATCHER: CP3Q
16	(10)	1	UNSIGNED	CPLVERS3Q	VERSION NUMBER
17	(11)	3	CHARACTER	CPLFIL33Q	SHOULD CONTAIN '00'X
20	(14)	2	SIGNED	CPLTYPE3Q	CONDITION TYPE: 1 = ONE OF 2 = AT LEAST N OF 3 = ALL
22	(16)	2	SIGNED	CPL#SIMP3Q	NUMBER OF CONDITION DEPENDENCIES
24	(18)	2	SIGNED	CPLCOUNT3Q	COUNTER: - ONLY FOR TYPE 2
26	(1A)	1	BITSTRING	CPLFLAGS3Q	CONDITION FLAGS
			1... ....	CPLEMPTY3Q	CONDITION EMPTY
			.1.. ....	CPLAURES3Q	CONDITION GENERATED BY SUCCESSOR RESOLUTION
			..1. ....	CPLSTCHG3Q	CONDITION STATUS CHANGE(NOT SAVED)
			...1 ....	CPLSTEP3Q	CONTAINS STEP LEVEL CONDITION DEPENDENCIES
			.... 1111	*	FREE
27	(1B)	1	CHARACTER	*	FREE
28	(1C)	24	CHARACTER	CPLDESC3Q	DESCRIPTION
52	(34)	1	CHARACTER	CPLVALUE3Q	FINAL CONDITION STATUS: U = UNDECIDED T = TRUE F = FALSE
53	(35)	16	CHARACTER	CPLADID3Q	ADID OF THE OWNING OPERATION
69	(45)	10	CHARACTER	CPLIA3Q	OCCURRENCE IA OF THE OWNING OPERATION
69	(45)	6	CHARACTER	CPLIAD3Q	- DATE
75	(4B)	4	CHARACTER	CPLIAT3Q	- TIME
79	(4F)	1	CHARACTER	CPLXST3Q	EXTENDED STATUS (RERUN)
80	(50)	2	SIGNED	CPLREFID3Q	REF. CONDITION ID (SUCCESSOR RESOLUTION)
82	(52)	51	CHARACTER	*	FREE
133	(85)	*	CHARACTER	CPLVAR3Q	

## Condition dependency segment

The value of CPL#SIMP3Q in the common data segment describes the number of condition dependencies segments.

Offsets	Type	Length	Name	Description	
0	(0)	82	STRUCTURE	CPLSIMP3Q(*)	
0	(0)	4	CHARACTER	CPLSIMP_KEY	VSAM KEY OF CONDITIONAL PRED
0	(0)	3	UNSIGNED	CPLSIM3QOC	
3	(3)	1	UNSIGNED	CPLSIM3QOP	
4	(4)	2	CHARACTER	CPLSIMPTYP	CONDITION DEPENDENCY CHECK TYPE: ST = STATUS RC = RETURN CODE
6	(6)	2	CHARACTER	CPLSIMPLOG	OPERATOR: GE, GT, LE, LT, EQ, NE, RG
8	(8)	4	CHARACTER	CPLSIMPVALRC	RC VALUE
12	(C)	4	CHARACTER	CPLSIMPVALRC2	RC2 VALUE
16	(10)	1	CHARACTER	CPLSIMPVALST	ST VALUE
17	(11)	1	CHARACTER	CPLSIMPLVAL	SIMPLE COND STATUS: U = UNDECIDED T = TRUE F = FALSE
18	(12)	36	CHARACTER	CPLSIMP_EXTKEY	BLANK FOR INTERNAL PREDECESSOR

18	(12)	CHARACTER	16	CPLSIMPADI	APPLICATION ID
34	(22)	CHARACTER	10	CPLSIMPIA	APPLLICATION INPUT ARRIVAL
34	(22)	CHARACTER	6	CPLSIMPIAD	DATE
40	(28)	CHARACTER	4	CPLSIMPIAT	TIME
44	(2C)	CHARACTER	10	*	FREE
54	(36)	CHARACTER	1	*	FREE
55	(37)	CHARACTER	1	CPLSIMPDEP	I (INTERNAL) E (EXTERNAL)
56	(38)	BITSTRING	1	CPLSIMPFLAG	FLAGS
		1... ....		CPLSIMPREM	ON: OPER REMOVED BY DP
		.1.. ....		CPLSIMSTCHG	ON: CONDITION DEP STATUS CHANGE
		..1. ....		CPLSIMPMISS	ON: STEP-END INFO MISSING
		...1 ....		CPLSIMPMISSCHG	ON: MISSING EVENT SET
		.... 1...		CPLSIMPMISSNO	ON: STEP NOT MISSING BUT NOT EVALUATED FOR SUCCESSOR VIEW
		.... ..11		CPLSIMMISSNOCHG	ON: MISSNO EV SET
				*	FREE
57	(39)	CHARACTER	9	*	FREE
66	(42)	CHARACTER	8	CPLSIMPSTEP	PROCEDURE INVOCATION STEP NAME
74	(4A)	CHARACTER	8	CPLSIMPSTEP	STEP NAME

## Cross reference

NAME	HEX OFFSET	HEX VALUE	LEVEL
CPL#SIMP3Q	16		4
CPLADID3Q	35		4
CPLAURES3Q	1A	40	5
CPLBDY3Q	C		3
CPLCOID3Q	8		4
CPLCOM3Q	0		2
CPLCOUNT3Q	18		4
CPLDESC3Q	1C		4
CPLEMPTY3Q	1A	80	5
CPLEYE3Q	C		4
CPLFIL13Q	6		4
CPLFIL23Q	A		4
CPLFIL33Q	11		4
CPLFLAGS3Q	1A		4
CPLIAD3Q	45		5
CPLIAT3Q	4B		5
CPLIA3Q	45		4
CPLKEY3Q	0		3
CPLKYP3Q	0		4
CPLNDX3Q	2		4
CPLOC03Q	2		5
CPLOP03Q	5		5
CPLREC3Q	0		1
CPLREFID3Q	50		4
CPLSIMP_EXTKEY	12		2
CPLSIMP_KEY	0		2
CPLSIMPADI	12		3
CPLSIMPDEP	37		2
CPLSIMPFLAG	38		2
CPLSIMPIA	22		3
CPLSIMPIAD	22		4
CPLSIMPIAT	28		4
CPLSIMPLOG	6		2
CPLSIMPLVAL	11		2
CPLSIMPMISS	38	20	3
CPLSIMPMISSCHG	38	10	3
CPLSIMPMISSNO	38	08	3
CPLSIMPMISSNOCHG	38	04	3
CPLSIMPSTEP	4A		2
CPLSIMPREM	38	80	3
CPLSIMPSTCHG	38	40	3
CPLSIMPSTEP	42		2
CPLSIMPTYP	4		2
CPLSIMPVALRC	8		2
CPLSIMPVALRC2	C		2
CPLSIMPVALST	10		2
CPLSIMP3Q	0		1
CPLSIMSTCHG	38	40	3
CPLSIM3QOC	0		3
CPLSIM3QOP	3		3
CPLSTCHG3Q	1A	20	5

CPLSTEP3Q	1A	10	5
CPLTYPE3Q	14		4
CPLVALUE3Q	34		4
CPLVAR3Q	85		2
CPLVERS3Q	10		4
CPLXST3Q	4F		4

## CPLREC3R - Current plan operation user fields record

Name : DCLCPR3R

Function:

This segment declares a current plan operation user fields record, physically located in EQQCPXDS and EQQNCPDS.

The structure of the operation record is as follows:

```
DCL
  1 CPLREC3R
    2 common data
    2 user field ( )
```

### Common data segment

Offsets	Type	Length	Name	Description
0	(0)	STRUCTURE	*	CPLREC3R OPR CONDITION RECORD
0	(0)	CHARACTER	92	CPLCOM3R
0	(0)	CHARACTER	12	CPLKEY3R
0	(0)	CHARACTER	2	CPLKYP3R TYPE IS ALWAYS 03
2	(2)	CHARACTER	4	CPLNDX3R OPR VSAM KEY
2	(2)	UNSIGNED	3	CPLOC03R OCC NUMBER
5	(5)	UNSIGNED	1	CPLOP03R OPR NUMBER
6	(6)	CHARACTER	2	CPLFIL13R ALWAYS '--' ( '6060'X )
8	(8)	CHARACTER	4	CPLEYE3R ALWAYS 'CP3R'
12	(C)	CHARACTER	80	CPLBDY3R BODY
12	(C)	CHARACTER	4	CPLEYE3R1 ALWAYS 'CP3R'
16	(10)	UNSIGNED	1	CPLVERS3R VERSION
17	(11)	CHARACTER	4	CPLFIL33R ALWAYS '00'X
20	(14)	SIGNED	2	CPLUFN3R NUMBER OF USER FIELDS
22	(16)	CHARACTER	1	CPLVALUE3R EQUAL TO 'D' MEANS DELETED RECORD
23	(17)	CHARACTER	1	* FREE
24	(18)	CHARACTER	16	CPLADID3R ADID OF THE OWNING OPERATION
40	(28)	CHARACTER	10	CPLIA3R OCC IA OF THE OWNING OPR
40	(28)	CHARACTER	6	CPLIAD3R DATE
46	(2E)	CHARACTER	4	CPLIAT3R TIME
50	(32)	CHARACTER	42	* FREE
92	(5C)	CHARACTER	*	CPLVAR3R

### User Field segment

The value of CPL#UFN3R in the common data segment describes the number of user fields segments.

Offsets	Type	Length	Name	Description
0	(0)	STRUCTURE	70	CPLBODY3R(*)
0	(0)	CHARACTER	16	CPLUFNM3R USER FIELD NAME
16	(10)	CHARACTER	54	CPLUFV3R USER FIELD VALUE

### Cross reference

Name	Hex Offset	Hex Value	Level
CPLADID3R	18		4
CPLBDY3R	C		3

Name	Hex Offset	Hex Value	Level
CPLBODY3R	0		1
CPLCOM3R	0		2
CPLEYE3R	8		4
CPLEYE3R1	C		4
CPLFIL13R	6		4
CPLFIL33R	11		4
CPLIAD3R	28		5
CPLIAT3R	2E		5
CPLIA3R	28		4
CPLKEY3R	0		3
CPLKYP3R	0		4
CPLNDX3R	2		4
CPLOC03R	2		5
CPLOP03R	5		5
CPLREC3R	0		1
CPLUFNM3R	0		2
CPLUFN3R	14		4
CPLUFV3R	10		2
CPLVALUE3R	16		4
CPLVAR3R	5C		2
CPLVERS3R	10		4

---

## CPLREC33 - Current plan system automation info occurrence record

Name : DCLCPR33

Function:

This segment declares a current plan system automation information occurrence record.

### Common data segment

Offsets					
Dec	Hex	Type	Len	Name (Dim)	Description
0	(0)	STRUCTURE	*	CPLREC33	SYSTEM AUTOMATION INFO (SAI) RECORD
0	(0)	CHARACTER	12	CPL33KEY	KEY OF RECORD
0	(0)	CHARACTER	2	CPLTYP33	RECORD TYPE (ALWAYS 33)
2	(2)	UNSIGNED	3	CPLOCC33	OCCURENCE NUMBER IN CP
5	(5)	UNSIGNED	1	CPLOPR33	OPERATION NUMBER
6	(6)	CHARACTER	6	CPLKF033	CONTAINS BLANKS
12	(C)	CHARACTER	404	CPL33BDY	BODY OF SYSTEM AUTOMATION INFO RECORD
12	(C)	CHARACTER	4	CPL33EYE	EYE CATCHER (ALWAYS CP33)
16	(10)	UNSIGNED	1	CPL33VER	RECORD VERSION
17	(11)		1	*	RESERVED

Offsets						
Dec	Hex	Type	Len	Name (Dim)	Description	
18	(12)	CHARACTER	1	CPLFIL33	ALIGNMENT WITH CP VSAM KEY	
19	(13)	CHARACTER	336	CPL33AUTINFO	SYSTEM AUTOMATION INFO SECTION	
19	(13)	CHARACTER	256	CPL33COMTXT	SYSTEM AUTOMATION COMMAND TEXT	
19	(13)	CHARACTER	64	CPL33COMTXT1	SA COMMAND TEXT, LINE 1	
83	(53)	CHARACTER	64	CPL33COMTXT2	SA COMMAND TEXT, LINE 2	
147	(93)	CHARACTER	64	CPL33COMTXT3	SA COMMAND TEXT, LINE 3	
211	(D3)	CHARACTER	64	CPL33COMTXT4	SA COMMAND TEXT, LINE 4	
275	(113)	CHARACTER	8	CPL33AUTOP	SA AUTOMATED FUNCTION (FOR OPERATION)	
283	(11B)	CHARACTER	8	CPL33SECELEM	SA SECURITY ELEMENT	
291	(123)	CHARACTER	64	CPL33CINFO	SA COMPLETION INFO	
355	(163)	CHARACTER	61	*	FREE	
416	(1A0)	CHARACTER	31	CPL33VAR	VAR DATA	

## Cross reference

Name	Hex Offset	Hex Value	Level
CPLFIL33	12		3
CPLKF033	6		3
CPLOCC33	2		3
CPLOPR33	5		3
CPLREC33	0		1
CPLTYP33	0		3
CPL33AUTINFO	13		3
CPL33AUTOP	113		4
CPL33BDY	C		2
CPL33CINFO	123		4
CPL33COMTXT	13		4
CPL33COMTXT1	13		5
CPL33COMTXT2	53		5
CPL33COMTXT3	93		5
CPL33COMTXT4	D3		5
CPL33EYE	C		3
CPL33KEY	0		2
CPL33SECELEM	11B		4
CPL33VAR	1A0		2
CPL33VER	10		3

---

## CPLREC44 - Current plan step name change record

Name : DCLCPR44

Function:

This segment declares the step name change record.

The structure of this record is the following:

DCL 1 CPLREC44  
    2 common data  
    2 run info  
    2 step entries

## Common data segment

Offsets					
Dec	Hex	Type	Len	Name (Dim)	Description
0	(0)	STRUCTURE	52	CPLREC44	STEP NAME CHANGE TABLE
0	(0)	STRUCTURE	52	CPLFIX44	
0	(0)	CHARACTER	16	CPLKEY44	
0	(0)	CHARACTER	2	CPLTYP44	ALWAYS 44
2	(2)	CHARACTER	4	CPLKOP44	KEY TO RECORD 44
2	(2)	CHARACTER	3	CPLOCC44	OCCURRENCE NUMBER
5	(5)	UNSIGNED	3	CPLOPR44	OPERATION NUMBER
6	(6)	SIGNED	2	CPLSEQ44	ALWAYS 0
8	(8)	CHARACTER	8	CPLKF44P	RESERVED
16	(10)	STRUCTURE	36	CPLBDY44	BODY OF RECORD 44
16	(10)	CHARACTER	4	CPL44EYE	EYE CATCHER
20	(14)	CHARACTER	1	CPL44VER	VERSION NUMBER
21	(15)	CHARACTER	1	*	FREE
22	(16)	CHARACTER	16	CPL44ADID	APPLICATION ID
38	(26)	CHARACTER	10	CPL44IA	INPUT ARRIVAL TIME
38	(26)	CHARACTER	6	CPL44IAD	IA DATE
44	(2C)	CHARACTER	4	CPL14IAT	IA TIME
48	(30)	SIGNED	4	CPL44RUN	RUN NUMBER
52	(34)	CHARACTER	*	CPLVAR44	VAR DATA

## Run information segment

Offsets					
Dec	Hex	Type	Len	Name (Dim)	Description
0	(0)	STRUCTURE	4	CPLENT44	RUN INFO
0	(0)	SIGNED	4	CPLNUM44	STEP NUMBER
4	(4)	CHARACTER	*	CPLVARE44	VAR DATA

## Step entry segment

The value of CPLNUM44 in the run information segment describes the number of step entry segments.

Offsets					
Dec	Hex	Type	Len	Name (Dim)	Description
0	(0)	STRUCTURE	4	CPLSTE44	STEP ENTRY
0	(0)	SIGNED	1	LAST44	LAST RUN FLAG Y/N
1	(1)	CHARACTER	3	*	FREE



Offsets					
Dec	Hex	Type	Len	Name (Dim)	Description
4	(4)	CHARACTER	8	STEP44	STEP NAME
12	(C)	CHARACTER	8	PROCSTEP44	PROCEDURE STEP NAME
20	(14)	CHARACTER	8	NEWNAME44	NEW STEP NAME

## Cross reference

Name	Hex Offset	Hex Value	Level
CPL14IAT	2C		5
CPL44ADID	16		4
CPL44EYE	10		4
CPL44IA	26		4
CPL44IAD	26		5
CPL44RUN	30		4
CPL44VER	14		4
CPLBDY44	10		3
CPLENT44	0		1
CPLFIX44	0		2
CPLKEY44	0		3
CPLKF44P	8		4
CPLKOP44	2		4
CPLNUM44	0		2
CPLOCC44	2		5
CPLOPR44	5		5
CPLREC44	0		1
CPLSEQ44	6	80	4
CPLSTE44	0		1
CPLTYP44	0		4
CPLVAR44	34		2
CPLVARE44	4		2
LAST44	0		2
NEWNAME44	14		2
PROCSTEP44	C		2
STEP44	4		2

---

## CPR55 - AD ID INDEX RECORD

Name: DCLCPR55

Offsets					
Dec	Hex	Type	Len	Name (Dim)	Description
0	(0)	STRUCTURE	*	CPLREC55	AD ID INDEX RECORD
0	(0)	CHARACTER	19	CPLKEY55	

Offsets					
Dec	Hex	Type	Len	Name (Dim)	Description
0	(0)	CHARACTER	2	*	TYPE IS ALWAYS 55
2	(2)	CHARACTER	16	CPLAID55	APPLICATION
18	(12)	UNSIGNED	1	CPLSEQ55	CP55 SEQUENCE NUMBER 0 FOR SPECIAL CP55 REC
19	(13)	CHARACTER	*	CPLBDY55	BODY OF AD ID INDEX RECORD
19	(13)	CHARACTER	4	CPLYE55	EYECATCHER
23	(17)	UNSIGNED	1	CPLVERS55	VERSION NUMBER
24	(18)	SIGNED	2	CPLOC55	NUMBER OF OCCURRENCES FOR INDEX RECORD (CPLSEQ55X=0) CONTAINS THE NUMBER OF CP55 RECORDS IN THE CHAIN
26	(1A)	CHARACTER	6	*	FREE
32	(20)	CHARACTER	*	CPLVAR55	VARIABLE PART OF RECORD

Offsets					
Dec	Hex	Type	Len	Name (Dim)	Description
0	(0)	STRUCTURE	*	CPLOCS55	OCCURRENCES DATA
0	(0)	CHARACTER	32	CPLOCC55 (*)	OCCURRENCE DATA
0	(0)	CHARACTER	10	CPLIA55	INPUT ARRIVAL
0	(0)	CHARACTER	6	CPLIAD55	DATE
6	(6)	CHARACTER	4	CPLIAT55	TIME
10	(A)	CHARACTER	10	CPLADL55	ACTUAL COMPLETION/DELETION
10	(A)	CHARACTER	6	CPLDLD55	DATE BLANK
16	(10)	CHARACTER	4	CPLDLT55	TIME 0000
20	(14)	UNSIGNED	3	CPLOCX55	OCCURRENCE NUMBER
23	(17)	SIGNED	2	CPLNET55	NETWORK ID
25	(19)	CHARACTER	1	CPLSTA55	OCCURRENCE STATUS U = UNDECIDED W = WAITING S = STARTED E = ENDED IN ERROR C = COMPLETED D = DELETED P = PENDING PREDECESSOR M = Mandatory pending
26	(1A)	1... ..		CPLCLT55	1 MEANS ALREADY MARKED.. COMPLETE ON LTP
		.1.. ..		CPLMCP55	1 MEANS ADDED BY MCP
		..1. ....		CPLIAM55	1 MEANS IA MODIFIED BY MCP
		...1 ....		CPLCFR55	1 MEANS COPIED FOR REPORT
		.... 1..		CPLMPEND55	1 MEANS ORIG MPEND
		.... .111		*	FREE
27	(1B)	CHARACTER	1	CPLOCA55	D MEANS ADDED BY MCP- DIALOG E MEANS ADDED BY ETT P MEANS ADDED BY PIF A MEANS ADDED BY AR BLANK MEANS DP
28	(1C)	CHARACTER	1	CPLOCDB2	Y = ADDED TO DB2
29	(1D)	CHARACTER	1	CPLCP16AD	Y = ADDED TO CP16
30	(1E)	CHARACTER	2	*	FREE

#### ENTRIES OF INDEX RECORD CPLSEQ550

Offsets					
Dec	Hex	Type	Len	Name (Dim)	Description
0	(0)	STRUCTURE	*	CPLIDX55	INDEX RECORD ENTRY

Offsets						
Dec	Hex	Type	Len	Name (Dim)	Description	
0	(0)	CHARACTER	32	CPLOCCX55 (*)	SINGLE CP55 RECORDS IX	
0	(0)	CHARACTER	10	CPLFIA55	FIRST INPUT ARRIVAL	
0	(0)	CHARACTER	6	CPLFIAD55	DATE	
6	(6)	CHARACTER	4	CPLFIAT55	TIME	
10	(A)	CHARACTER	10	CPLLIA55	LAST INPUT ARRIVAL	
10	(A)	CHARACTER	6	CPLLIAD55	DATE	
16	(10)	CHARACTER	4	CPLLIAT55	TIME	
20	(14)	SIGNED	2	CPLOCN55	OCCURRENCE NUMBER	
22	(16)	CHARACTER	10	*	RESERVED	

## Cross reference

Name	Hex Offset	Hex Value	Level
CPLOC55	18		3
CPLADL55	A		3
CPLAID55	2		3
CPLBDY55	13		2
CPLCFR55	1A	10	3
CPLCLT55	1A	80	3
CPLCP16AD	1D		3
CPLDLD55	A		4
CPLDLT55	10		4
CPLYE55	13		3
CPLFIAD55	0		4
CPLFIAT55	6		4
CPLFIA55	0		3
CPLIAD55	0		4
CPLIAM55	1A	20	3
CPLIAT55	6		4
CPLIA55	0		3
CPLIDX55	0		1
CPLKEY55	0		2
CPLLIAD55	A		4
CPLLIAT55	10		4
CPLLIA55	A		3
CPLMCP55	1A	40	3
CPLMPEND55	1A	08	3
CPLNET55	17		3
CPLOCA55	1B		3
CPLOCCX55	0		2
CPLOCC55	0		2
CPLOCDB2	1C		3

Name	Hex Offset	Hex Value	Level
CPLOCN55	14		3
CPLOCS55	0		1
CPLOCX55	14		3
CPLREC55	0		1
CPLSEQ55	12		3
CPLSTA55	19		3
CPLVAR55	20		3
CPLVERS55	17		3

## CPLREC66 - Critical job index record

Name : DCLCPR66

Function:

This segment declares a critical job index record, physically located in EQQCPxDS and EQQNCPDS. The structure of this record is the following:

```
DCL 1 CPLREC66
    2 common data
    2 critical job entries ( )
```

### Common data segment

#### Offsets

Dec	Hex	Type	Len	Name	Description
0	(0)	STRUCTURE	40	CPLREC66	CRITICAL JOBS INDEX RECORD
0	(0)	CHARACTER	19	CPLKEY66	
0	(0)	CHARACTER	2 *		TYPE IS ALWAYS 66
2	(2)	CHARACTER	2 *		BLANK
4	(4)	SIGNED	4	CPLSEQ66	SEQUENCE NUMBER
8	(8)	CHARACTER	11	CPLKF66	FILLER, CONTAINS BLANKS
19	(13)	CHARACTER	21	CPLBDY66	BODY OF CRIT JOBS INDEX REC
19	(13)	CHARACTER	4	CPLEYE66	EYECATCHER
23	(17)	CHARACTER	1	CPLVERS66	VERSION
24	(18)	CHARACTER	4 *		RESERVED
28	(1C)	SIGNED	4	CPLCRITNUM	NUMBER OF CRIT JOBS IN REC
32	(20)	CHARACTER	8 *		RESERVED
40	(28)	CHARACTER		CPLVAR66	VARIABLE PART OF RECORD

### Critical job entry index segment

#### Offsets

Dec	Hex	Type	Len	Name	Description
0	(0)	STRUCTURE	*	CPLCRIT66	CRIT JOBS SECTION
0	(0)	CHARACTER	28	CPLCRITJOB66(*)	CRIT JOB ENTRY
0	(0)	UNSIGNED	3	CPLOCX66	OCCUR NUMBER
3	(3)	UNSIGNED	1	CPLOPR66	OPERATION NUMBER
4	(4)	SIGNED	4	CPLJTIDX	JOB TABLE INDEX
8	(8)	SIGNED	4	CPLCRPATHREC#	CNT FOR CRIT PATH RECALC
12	(C)	CHARACTER	3	*	FREE
15	(F)	CHARACTER	1	CPLCRPATHTRG	CRIT PATH RECALC TRIGGER
16	(10)	CHARACTER	2	*	CRIT PATH RECALC TRIGGER
18	(12)	CHARACTER	10	CPLCRPATHREC	CRIT PATH RECALC
18	(12)	CHARACTER	6	CPLCRPATHRECD	CRIT PATH RECALC DATE
24	(18)	CHARACTER	4	CPLCRPATHRECT	CRIT PATH RECALC TIME

## Cross reference

NAME	HEX OFFSET	HEX VALUE	LEVEL
CPLBDY66	13		2
CPLCRITJOB66	0		2
CPLCRITNUM	1C		3
CPLCRIT66	0		1
CPLCRPATHREC	12		3
CPLCRPATHREC#	8		3
CPLCRPATHRECD	12		4
CPLCRPATHRECT	18		4
CPLCRPATHTRG	F		3
CPLLEYE66	13		3
CPLJTIDX	4		3
CPLKEY66	0		2
CPLKF66	8		3
CPLOCX66	0		3
CPL0PR66	3		3
CPLREC66	0		1
CPLSEQ66	4		3
CPLVAR66	28		3
CPLVERS66	17		3

## CPLREC99 - Current plan occurrence index record

Name : DCLCPLRECR99

Function:

Describes layout of current plan occurrence index record.

Offsets					
Dec	Hex	Type	Len	Name (Dim)	Description
0	(0)	STRUCTURE	43	CPLREC99	STAND-ALONE CLEAN UP
0	(0)	CHARACTER	19	CPL99KEY	KEY OF RECORD
0	(0)	CHARACTER	2	CPL99TYP	RECORD TYPE (99)
2	(2)	CHARACTER	8	CPL99TOK	OCCURRENCE TOKEN=TOD
10	(A)	CHARACTER	9	*	FREE
19	(13)	CHARACTER	24	CPL99BDY	
19	(13)	CHARACTER	4	CPL99EYE	EYE CATCHER=CP99
23	(17)	CHARACTER	1	CPL99VER	VERSION
24	(18)	UNSIGNED	3	CPL99OCC	OCCURRENCE NUMBER IN CP
27	(1B)	CHARACTER	16	*	FREE

## Cross reference

Name	Hex Offset	Hex Value	Level
CPLREC99	0		1
CPL99BDY	13		2
CPL99EYE	13		3
CPL99KEY	0		2
CPL99OCC	18		3
CPL99TOK	2		3
CPL99TYP	0		3

Name	Hex Offset	Hex Value	Level
CPL99VER	17		3

## CSUM - Summary of completed/deleted applications report in DP

Name : DCLCSUM

Function:

Describes layout of summary of completed/ deleted occurrence records. There is one record per Priority and day. The records have the standard recsize and keysize of dpin records.

Offsets					
Dec	Hex	Type	Len	Name (Dim)	Description
0	(0)	STRUCTURE	158	CSUAREA	PARALLEL SERV   R1   R2 REC
0	(0)	CHARACTER	114	CSUKEY	KEY
0	(0)	SIGNED	2	CSUTYPE	ALWAYS TYPE 4
2	(2)	CHARACTER	34	*	ADJUST KEY
36	(24)	CHARACTER	6	CSUDATE	DATE IN ISO FORMAT
42	(2A)	SIGNED	2	CSURPRI	REVERSED PRIORITY PRI 9 -> 10 - 9 = 1 PRI 8 -> 10 - 8 = 2 ETC. TOTAL -> 10 - 0 = 10
44	(2C)	CHARACTER	70	*	TO ADD UP THE KEY
114	(72)	CHARACTER	44	CSUDATA	DATA PART OF CSU RECORD
114	(72)	CHARACTER	1	CSUPRI	OCCURENCE PRIORITY
115	(73)	CHARACTER	6	CSUCOMP	NUMBER OF COMPLETED OCC. CSURPRI=10 COMPLET+DELETED
121	(79)	CHARACTER	5	CSURERUN	NUMBER OF RERUN OCC.
126	(7E)	CHARACTER	5	CSUDELET	NUMBER OF DELETED OCC.
131	(83)	CHARACTER	5	CSULATEI	LATE ARRIVAL OCC.
136	(88)	CHARACTER	4	CSUI	AVERAGE LATE ARRIVAL
136	(88)	CHARACTER	2	CSUIHH	(HH )
138	(8A)	CHARACTER	2	CSUIMM	( MM)
140	(8C)	CHARACTER	5	CSULATEO	LATE COMPLETION
145	(91)	CHARACTER	4	CSUO	AVERAGE LATE COMPLETION
145	(91)	CHARACTER	2	CSUOHH	(HH )
147	(93)	CHARACTER	2	CSUOMM	( MM)
149	(95)	CHARACTER	5	CSUEARLO	EARLY COMPLETION
154	(9A)	CHARACTER	4	CSUE	AVERAGE EARLY COMPLETION
154	(9A)	CHARACTER	2	CSUEHH	(HH )
156	(9C)	CHARACTER	2	CSUEMM	( MM)

## Cross reference

Name	Hex Offset	Hex Value	Level
CSUAREA	0		1
CSUCOMP	73		3
CSUDATA	72		2
CSUDATE	24		3
CSUDELET	7E		3
CSUE	9A		3

Name	Hex Offset	Hex Value	Level
CSUEARLO	95		3
CSUEHH	9A		4
CSUEMM	9C		4
CSUI	88		3
CSUIHH	88		4
CSUIMM	8A		4
CSUKEY	0		2
CSULATEI	83		3
CSULATEO	8C		3
CSUO	91		3
CSUOHH	91		4
CSUOMM	93		4
CSUPRI	72		3
CSURERUN	79		3
CSURPRI	2A		3
CSUTYPE	0		3

## DAIOP - Daily operating plan report record in DP

Name : DCLDAIOP

Function:

Describes layout of daily\_op records representing report data on operations (and occurrences) in the New current plan. There is one daily op record for each operation and additionally one for each Predecessor after the 1st predecessor, e.g. operations with 1,2,3,4 preds give 1,1,2,3 daiop records. The records have the standard reysize and keysize of dpin records.

Offsets					
Dec	Hex	Type	Len	Name (Dim)	Description
0	(0)	STRUCTURE	264	DAIAREA	DAILY_OP RECORD
0	(0)	CHARACTER	115	DAIKEY	KEY
0	(0)	SIGNED	2	DAITYPE	TYPE IS ALWAYS 2
2	(2)	CHARACTER	2	*	TO ADJUST TO ADIDOFF
4	(4)	CHARACTER	34	*	TO ADJUST TO ADIDOFF
38	(26)	CHARACTER	26	DAIOCCID	OCC IDENTIFICATION
38	(26)	CHARACTER	16	DAIADID	ADID OF OCC OF OPERATION
54	(36)	CHARACTER	10	DAIOCIA	OCCURRENCE IA® (AFTER MCP)
54	(36)	CHARACTER	6	DAIOCIAD	DAY (YYMMDD)
60	(3C)	CHARACTER	4	DAIOCIAT	TIME (HHMM)
60	(3C)	CHARACTER	2	DAIOCIAH	TIME (HH )
62	(3E)	CHARACTER	2	DAIOCIAM	TIME ( MM)
64	(40)	CHARACTER	10	DAIOPRS	OPERATION PLANNED START
64	(40)	CHARACTER	6	DAIOPRSD	DAY (YYMMDD)
70	(46)	CHARACTER	4	DAIOPRST	TIME (HHMM)
70	(46)	CHARACTER	2	DAIOPRSH	TIME (HH )
72	(48)	CHARACTER	2	DAIOPRSM	TIME ( MM)
74	(4A)	CHARACTER	1	DAIOPPRI	10 - OPERATION PRIORITY
75	(4B)	CHARACTER	7	DAIOPID	OPERATION ID

Offsets					
Dec	Hex	Type	Len	Name (Dim)	Description
75	(4B)	CHARACTER	4	DAIWSID	WORKSTATION ID OF OPER.
79	(4F)	CHARACTER	3	DAIOPNO	OPERATION NUMBER
82	(52)	CHARACTER	33	DAIPRE	OPERATION PRED   OR BLANK
82	(52)	CHARACTER	16	DAIPREOC	PREDECESSOR ADID
98	(62)	CHARACTER	10	DAIPREIA	PREDECESSOR IA   BLANK
98	(62)	CHARACTER	6	DAIPREID	YYMMDD   BLANK
104	(68)	CHARACTER	2	DAIPREIH	HH   BLANK
106	(6A)	CHARACTER	2	DAIPREIM	MM   BLANK
108	(6C)	CHARACTER	4	DAIPREWS	PREDECESSOR WSID   BLANK
112	(70)	CHARACTER	3	DAIPREOP	PREDECESSOR OP NO   BLANK
115	(73)	CHARACTER	149	DAIDATA	DATA PART OF DAILY_OP RCD
115	(73)	CHARACTER	10	DAIADIA	OCC ORIGINAL IA
115	(73)	CHARACTER	6	DAIADIAD	DAY (YYMMDD)
121	(79)	CHARACTER	4	DAIADIAT	TIME (HHMM)
121	(79)	CHARACTER	2	DAIADIAH	TIME (HH )
123	(7B)	CHARACTER	2	DAIADIAM	TIME ( MM)
125	(7D)	CHARACTER	10	DAIOCDL	OCCURRENCE DEADLINE
125	(7D)	CHARACTER	6	DAIOCDLD	DAY (YYMMDD)
131	(83)	CHARACTER	4	DAIOCDLT	TIME (HHMM)
131	(83)	CHARACTER	2	DAIOCDLH	TIME (HH )
133	(85)	CHARACTER	2	DAIOCDLM	TIME ( MM)
135	(87)	CHARACTER	1	DAIOCPRI	OCCURRENCE PRIORITY
136	(88)	CHARACTER	1	DAIOCSTA	OCC STATUS S   A   W   U
137	(89)	CHARACTER	1	DAIOCRER	Y=OCC RERUN, ELSE N
138	(8A)	CHARACTER	16	DAIOCOWI	APPLICATION OWNER
154	(9A)	CHARACTER	24	DAIOCTXT	OCCURRENCE TEXT
178	(B2)	CHARACTER	8	DAIOPJOB	OPERATION JOBNAME
186	(BA)	CHARACTER	24	DAIOPTXT	OPERATION TEXT
210	(D2)	CHARACTER	2	DAIOPSPR	OPERATION SPECIAL RESOURCE
212	(D4)	CHARACTER	4	DAIOPDUR	OPERATION DURATION HHMM REMAINING
216	(D8)	CHARACTER	10	DAIOPDL	OPERATION SPEC DEADLINE
216	(D8)	CHARACTER	6	DAIOPDLD	DAY (YYMMDD)   BLANK
222	(DE)	CHARACTER	4	DAIOPDLT	TIME (HHMM)   BLANK
222	(DE)	CHARACTER	2	DAIOPDLH	TIME (HH )
224	(E0)	CHARACTER	2	DAIOPDLM	TIME ( MM)
226	(E2)	CHARACTER	1	DAIOPST	OPERATION STATUS
227	(E3)	CHARACTER	1	DAIOPRER	Y=OPR PLANNED TO RERUN
228	(E4)	CHARACTER	1	DAIOPMON	Y=OPERATION IS MONITORED
229	(E5)	CHARACTER	35	*	TO ADD UP TO STD REC SIZE

## Cross reference

Name	Hex Offset	Hex Value	Level
DAIADIA	73		3
DAIADIAD	73		4
DAIADIAH	79		5
DAIADIAM	7B		5
DAIADIAT	79		4
DAIADID	26		4



Name	Hex Offset	Hex Value	Level
DAIAREA	0		1
DAIDATA	73		2
DAIKEY	0		2
DAIOCCID	26		3
DAIOCDL	7D		3
DAIOCDLD	7D		4
DAIOCDLH	83		5
DAIOCDLM	85		5
DAIOCDLT	83		4
DAIOCIA	36		4
DAIOCIAD	36		5
DAIOCIAH	3C		6
DAIOCIAM	3E		6
DAIOCIAT	3C		5
DAIOCOWI	8A		3
DAIOCPRI	87		3
DAIOCRER	89		3
DAIOCSTA	88		3
DAIOCTXT	9A		3
DAIOPDL	D8		3
DAIOPDLD	D8		4
DAIOPDLH	DE		5
DAIOPDLM	E0		5
DAIOPDLT	DE		4
DAIOPDUR	D4		3
DAIOPID	4B		3
DAIOPJOB	B2		3
DAIOPMON	E4		3
DAIOPNO	4F		4
DAIOPPRI	4A		3
DAIOPRER	E3		3
DAIOPRS	40		3
DAIOPRSD	40		4
DAIOPRSH	46		5
DAIOPRSM	48		5
DAIOPRST	46		4
DAIOPSPR	D2		3
DAIOPST	E2		3
DAIOPTXT	BA		3
DAIPRE	52		3
DAIPREIA	62		4

Name	Hex Offset	Hex Value	Level
DAIPREID	62		5
DAIPREIH	68		5
DAIPREIM	6A		5
DAIPREOC	52		4
DAIPREOP	70		4
DAIPREWS	6C		4
DAITYPE	0		3
DAIWSID	4B		4

## DOA - Dynamic operation area

Name : DCLDOA

Function:

This segment declares the dynamic operation area. A DOA is either on the DOA free chain or it is chained to a WQA. A DOA chained to a WQA represents an operation in progress at the workstation defined by that WQA. The information in the DOA is used to build the ready list row for an operation in a workstation ready list display and by the workstation analyzer in order to find the next operation to be scheduled.

Offsets					
Dec	Hex	Type	Len	Name (Dim)	Description
0	(0)	STRUCTURE	248	doa	Dynamic Operation Area
0	(0)	CHARACTER	4	doadesc	block descriptor = 'DOA '
4	(4)	CHARACTER	2	doaver	block mapping version
6	(6)	BITSTRING	2	doaflags	doa flags
		1... ....		doacate	1 cancel oper if late
		.1.. ....		doaurg	1 oper is urgent
		..1. ....		doastamr	1 status set manually
		...1 ....		doatjt	1 time job operation
		.... 1...		doasfail	1 submitrelease failed
		.... .1..		doarset	1 oper was auto reset
		.... ..1.		doaevent	1 a jt event was found
		.... ...1		doastart	1 job has started exec
7	(7)	1... ....		doajsub	1 auto submit this job
		.1.. ....		doajhrc	1 job level high rc def
		..1. ....		doadurms	1 max dur exceeded
		...1 ....		doaorer	1 oper is rerouteable
		.... 1...		doaores	1 oper is restartable
		.... .1..		doawrer	1 oper was rerouted WLRA
		.... ..1.		doarmsg	1 rer faild msg issued
		.... ...1		doanhld	1 shouldn't be released
8	(8)	CHARACTER	1	doastate	operation status
9	(9)	CHARACTER	1	doaclass	job or sysout class
10	(A)	CHARACTER	1	doaoist	opi status (yn0)
11	(B)	BITSTRING	1	doaflag2	flag byte TNSC
		1... ....		doadwto	deadline WTO wanted TNSA
		.1.. ....		doadwtos	deadline WTO sent TNSA
		..1. ....		doadwtop	deadline WTO processed
		...1 ....		doaremov	set oper to C or E DCRA

Offsets					
Dec	Hex	Type	Len	Name (Dim)	Description
		.... 1...		doamhld	on=manually held op HOPA
		.... .1..		doanop	on=nop op HOPA
		.... ..1.		doaexec	on=execute operation HOPA
		.... ...1		doaclncm	on=clean up comm issued
12	(C)	CHARACTER	4	doacpptr	index to operation record
12	(C)	UNSIGNED	3	doaoecx	occurrence index
15	(F)	UNSIGNED	1	doaopno	operation number
16	(10)	CHARACTER	8	doajobn	jobname (for cpu oper)
24	(18)	ADDRESS	4	doanxt	ptr to next doa
28	(1C)	ADDRESS	4	doapre	ptr to previous doa
32	(20)	ADDRESS	4	doanxtjt	next time job in jtj
36	(24)	ADDRESS	4	doapretj	previous time job
40	(28)	ADDRESS	4	doawqap	addr of wqa for this doa
44	(2C)	ADDRESS	4	doadrap	addr of DRA for this doa
48	(30)	ADDRESS	4	doaaws_p	alternate WS address WLRA
52	(34)	UNSIGNED	2	doasseq	submit sequence number
54	(36)	1... ....		doaNoerrJT	NOERR match JT reapply DEWA
		.1.. ....		doaNoerrSkip	NOERR skip A3S evts 9TCDEWA
		..1. ....		doasusp	on = suspended execution
54	(36)	BITSTRING	1	*	reserved 9TCDEWC
56	(38)	SIGNED	4	doadlmin	deadl. this op. in mins
60	(3C)	CHARACTER	8	doaform	form number
68	(44)	UNSIGNED	1	doascrrt	CentrScript send retry
69	(45)	CHARACTER	1	doarejst	remote eng job bind status
70	(46)	SIGNED	2	doahirc	highest non-error retcode
72	(48)	CHARACTER	8	doatime	last change (tod format)
80	(50)	SIGNED	2	doanet	network id for operation
82	(52)	SIGNED	2	doapserv	num parallel servers reqd
84	(54)	SIGNED	2	doar1	amount of r1 required
86	(56)	SIGNED	2	doar2	amount of r2 required
88	(58)	SIGNED	2	doaTZoff	TZONE returned by exit CRPC
90	(5A)	SIGNED	2	doapri	priority
92	(5C)	CHARACTER	10	doast	submit date time
102	(66)	CHARACTER	10	doalo	latest start for this op d88c
102	(66)	CHARACTER	6	doalod	date d88a
108	(6C)	SIGNED	4	doalot	time d88a
112	(70)	CHARACTER	10	doaia	input arrival for this occ
122	(7A)	CHARACTER	10	doaps	planned start f this op d88c
122	(7A)	CHARACTER	6	doapsd	date d88a
128	(80)	SIGNED	4	doapst	time d88a
132	(84)	SIGNED	4	doarelft	time 1st rlse 1.048 s
136	(88)	UNSIGNED	1	doarel	number of release done
137	(89)	CHARACTER	4	doaalts	alternate WS WLRA
141	(8D)	CHARACTER	1	doaClnfla	Clean up flag D90C
		1... ....		doaMoreRun	0 = First run D90C 1 = At least 1 run D90A set by AB3P event D90A
		.1.. ....		doajLInfo	1 = JLInfo requested D90A 0 = JLInfo to be req. D90A set by JL info requestor D90A reset when resub () D90A
		..1. ....		doaOpInfo	0 = last OPerInfo not D90A available D90A 1 = last OPerInfo D90A available
		...1 ....		doaPSUdone	0 = PSU not compl. D90A 1 = PSU completed D90A

Offsets					
Dec	Hex	Type	Len	Name (Dim)	Description
		.... 1...		doaUserSYS	1 = need user sysout D90A
		.... .1..		doaimmerr	1 = imm from error st D90A (set by A3P if error D90A status) D90A
		.... ..1.		doaCLmsg	1 = message issued D90C
		.... ...1		doaPSUwait	1 = wait for PSU done D90C set by dialog when apply logic needed but cleanup = none
142	(8E)	CHARACTER	1	doaClnStat	Clean Up status D90C see dclrcon D90A blank = none D90A S = started D90A C = completed D90A E = ended in error D90A
143	(8F)	BITSTRING	1	doafalg3	flag byte HOPA
		1... ....		doacmd_fail	op command fail flag HOPA
		.1.. ....		doaresub	resend jcl for oper
		..1. ....		doasi	osi operation
		...1 ....		doasyssfail	jes sub fail
		.... 1...		doaevher	error in event handler
		.... .1..		doasrkep	keep on error
		.... ..1.		doasenq	second DLF enq done
		.... ...1		doaexpJCL	use expanded JCL D90C
144	(90)	CHARACTER	1	doajRstat	joblog retrieval status ' ' = no action yet 'R' = requested Opinfo 'W' = waiting Opinfo 'O' = Opinfo available 'I' = initiated 'S' = started (j0-evt) 'C' = complete(j2-evt) 'E' = error (j2-evt) D63A
145	(91)	BITSTRING	1	doafalg4	D63A
		1... ....		doawLMr	WLM Already Request D63A
		.1.. ....		doacscr	on=has centralized script
		..1. ....		doasending	on=S-sending exstat
		...1 ....		doasuber	on=E-OSUF exstat
		.... 1...		doaerfail	on=E-FAIL exstat
		.... .1..		doarecprmp	on=E-prmpt exstat
		.... ..1.		doarecjob	on=E rec job running
		.... ...1		doarecrun	on=E(R,S,C) not restar
146	(92)	CHARACTER	2	doawlm	WLM fields D63A
146	(92)	CHARACTER	1	doajrt	WLM critical indicat. D63A
147	(93)	CHARACTER	1	doajpol	WLM policy D63A
148	(94)	CHARACTER	2	*	reserved D63CLUC
150	(96)	CHARACTER	10	doadl	deadline for this opr TNSA
160	(A0)	CHARACTER	8	doatoken_full	operation full token
160	(A0)	CHARACTER	4	doatoken_pre	prefix
164	(A4)	UNSIGNED	4	doatoken	opctoken
168	(A8)	SIGNED	4	doamaxd	max duration in mins
172	(AC)	UNSIGNED	4	doadur	duration in 100th of sec
176	(B0)	ADDRESS	4	doaPSUjcl	pointer to JCL D90A

2 doaPSUtoken char4 PSU request token \$BLBD

Offsets					
Dec	Hex	Type	Len	Name (Dim)	Description
180	(B4)	ADDRESS	4	doaOldJCL	pointer to old JCL BLBA
184	(B8)	CHARACTER	1	doaClnTyp	Clean up Type= D90C A = automatic, D90A I = immediate, D90A M = manual, D90A N = none D90A

Offsets					
Dec	Hex	Type	Len	Name (Dim)	Description
185	(B9)	BITSTRING	1	doafalg5	Bit battery
		1... ..		doaRecEnd	op completed by recovery
		.1... ..		doaexpjclUSED	doaexpjcl contains BGDA really expanded jcl BGDA
		..1. ....		doafromPLC	job from PLC path CCUA
		...1 ....		doaWASUJ	job from WASUJ path CCUA
		.... 1...		doawaitTSE	job wait SE CCUA
		.... .1..		doawaitWQA	wait delay
		.... ..1.		doaURGmsg	on = URG msg sent
		.... ...1		doaFTSAnop	on = nopped on standard agent hosted by master
186	(BA)	BITSTRING	1	doafalg6	reserved 32CSJC22c
		1... ..		doaWLMprom	on = WLM promotion done
		.1... ..		doaWLMmsg	on = WLM fail msg issued
		..1. ....		doaRdSent	reserved 34a
		...1 ....		doanoerr	CPWA
		.... 1...		DoaCond	On = COND exists
		.... .1..		doaTZONE	on = TZONE applied CRPA
		.... ..1.		doaNofEval	On = do not eval cond succ
		.... ...1		doastepsucc	mapped on CPLSTEPSUCC
187	(BB)	BITSTRING	1	doafalg7	
		1... ..		doashadow	on = job is a shadow job
		.1... ..		doacfbind	on = complete if bind fail
		..1. ....		doae113	e113 issued CZ1A
		...1 ....		doaUnexpRC	ON = Unexpected RC
		.... 1...		doadrecov	on=recovery in progress
		.... .1..		doashoseq	on=shadow in oseq
		.... ..1.		doalexit13rc	on=rc 12 from exit13 DGWA
		.... ...1		*	62CDGWC
188	(BC)	ADDRESS	4	doaseinfo	dseinfo ptr CCUA
192	(C0)	SIGNED	4	doacRITpath	Critical path counter
196	(C4)	CHARACTER	8	doawLMclass	WLM service class
204	(CC)	CHARACTER	4	doacrtPthX	Critical Path Origin Key
204	(CC)	UNSIGNED	3	doapthOc	Occ. Number
207	(CF)	UNSIGNED	1	doapthOp	Operation Number
208	(D0)	ADDRESS	4	doasainfo	dsainfo ptr CHWA
212	(D4)	CHARACTER	8	doavdest	last used submit dest COBA
220	(DC)	SIGNED	4	doamaxdSec	max duration in sec CHWACVIA
224	(E0)	CHARACTER	4	doaErrCode	error code (ERRRES)
228	(E4)	CHARACTER	8	doasubtoken	zCentric submission token
236	(EC)	ADDRESS	4	doasviewP	Sview ptr
240	(F0)	CHARACTER	1	doataskType	reserved
241	(F1)	CHARACTER	3	*	reserved
244	(F4)	CHARACTER	4	*	reserved
248	(F8)	CHARACTER		doaend	end of doa

Offsets					
Dec	Hex	Type	Len	Name (Dim)	Description
0	(0)	STRUCTURE	4	*	layout of time in doa
0	(0)	CHARACTER	2	doahour	hour
2	(2)	CHARACTER	2	doaminut	minute

Offsets					
Dec	Hex	Type	Len	Name (Dim)	Description
0	(0)	STRUCTURE	6	*	layout of date in doa
0	(0)	CHARACTER	2	doayear	year
2	(2)	CHARACTER	2	doamonth	month
4	(4)	CHARACTER	2	doaday	day

#### SE NAME variable part \$CCUA

Offsets					
Dec	Hex	Type	Len	Name (Dim)	Description
0	(0)	STRUCTURE	30	dseinfo	CCUA
0	(0)	CHARACTER	4	dseEYE	DSEI CCUA
4	(4)	CHARACTER	2	dseVer	01 CCUA
6	(6)	CHARACTER	2	*	free CCUA
8	(8)	ADDRESS	4	dsenext	CCUA
12	(C)	CHARACTER	16	dseSEname	Scheduling Environment CCUA Name CCUA
28	(1C)	SIGNED	2	dseSysplexId	Sysplex Id CCUA

#### \$CHWA

SAI System Automation Info variable part \$CHWA  
\$CHWA

Offsets					
Dec	Hex	Type	Len	Name (Dim)	Description
0	(0)	STRUCTURE	348	dsainfo	CHWA
0	(0)	CHARACTER	4	dsaEYE	DSAI CHWA
4	(4)	CHARACTER	2	dsaVer	01 CHWA
6	(6)	CHARACTER	2	*	free CHWA
8	(8)	ADDRESS	4	dsanext	CHWA
12	(C)	CHARACTER	336	dsaAutoInfo	System Automation Info CHWA
12	(C)	CHARACTER	256	dsaCommText	SA op command text CHWA
12	(C)	CHARACTER	64	dsaCommText1	op com line 1 CHWA
76	(4C)	CHARACTER	64	dsaCommText2	op com line 2 CHWA
140	(8C)	CHARACTER	64	dsaCommText3	op com line 3 CHWA
204	(CC)	CHARACTER	64	dsaCommText4	op com line 4 CHWA
268	(10C)	CHARACTER	8	dsaAutoOper	SA automated operator CHWA
276	(114)	CHARACTER	8	dsaSecElem	SA security element CHWA
284	(11C)	CHARACTER	64	dsaCompInfo	SA completion info CHWA

## Cross reference

Name	Hex Offset	Hex Value	Level
doa	0		1
doarel	88		2
doaltws	89		2
doarset	6	04	3
doaaws_p	30		2
doacfbind	BB	40	3

Name	Hex Offset	Hex Value	Level
doaclass	9		2
doaclate	6	80	3
doacLmsg	8D	02	3
doacIncm	B	01	3
doacInfla	8D		2
doacInStat	8E		2
doacInTyp	B8		2
doacmd_fail	8F	80	3
DoaCond	BA	08	3
doacpptr	C		2
doacRITpath	C0		2
doacrtPthX	CC		2
doacscr	91	40	3
doaday	4		2
doadesc	0		2
doadl	96		2
doadlmin	38		2
doadrap	2C		2
doadrecov	BB	08	3
doadur	AC		2
doadurms	7	20	3
doadwto	B	80	3
doadwtop	B	20	3
doadwtos	B	40	3
doaend	F8		2
doaerfail	91	08	3
doaErrCode	E0		2
doaevent	6	02	3
doaevher	8F	08	3
doaexec	B	02	3
doaxit13rc	BB	02	3
doaxpjCL	8F	01	3
doaxpjclUSED	B9	40	3
doae113	BB	20	3
doaflags	6		2
doafalg2	B		2
doafalg3	8F		2
doafalg4	91		2
doafalg5	B9		2
doafalg6	BA		2
doafalg7	BB		2

Name	Hex Offset	Hex Value	Level
doaform	3C		2
doafromPLC	B9	20	3
doaFTSANop	B9	01	3
doahirc	46		2
doahour	0		2
doaia	70		2
doaimmerr	8D	04	3
doajcrt	92		3
doajhrc	7	40	3
doajLInfo	8D	40	3
doajobn	10		2
doajpol	93		3
doajRstat	90		2
doajsub	7	80	3
doalo	66		2
doalod	66		3
doalot	6C		3
doamaxd	A8		2
doaMaxdSec	DC		2
doamhld	B	08	3
doaminut	2		2
doamonth	2		2
doaMoreRun	8D	80	3
doanet	50		2
doanhld	7	01	3
doanoerr	BA	10	3
doaNoerrJT	36	80	2
doaNoerrSkip	36	40	2
doaNoEval	BA	02	3
doanop	B	04	3
doanxt	18		2
doanxttj	20		2
doaoecx	C		3
doaoist	A		2
doaOldJCL	B4		2
doaOpInfo	8D	20	3
doapno	F		3
doaorer	7	10	3
doaores	7	08	3
doaoisi	8F	20	3
doapre	1C		2



Name	Hex Offset	Hex Value	Level
doapretj	24		2
doapri	5A		2
doaps	7A		2
doapsd	7A		3
doapserv	52		2
doapst	80		3
doaPSUdone	8D	10	3
doaPSUjcl	B0		2
doaPSUwait	8D	01	3
doaPthOc	CC		3
doaPthOp	CF		3
doarDsent	BA	20	3
doarecEnd	B9	80	3
doarecjob	91	02	3
doarecprmp	91	04	3
doarecrun	91	01	3
doarejst	45		2
doarelft	84		2
doaremov	B	10	3
doaresub	8F	40	3
doarmsg	7	02	3
doar1	54		2
doar2	56		2
doasainfop	D0		2
doascrrt	44		2
doaseinfop	BC		2
doasending	91	20	3
doaseng	8F	02	3
doasfail	6	08	3
doashadow	BB	80	3
doashoseq	BB	04	3
doasrkep	8F	04	3
doasseq	34		2
doast	5C		2
doastamr	6	20	3
doastart	6	01	3
doastate	8		2
doastepsucc	BA	01	3
doasuber	91	10	3
doasubtoken	E4		2
doasusp	36	20	2

I

Name	Hex Offset	Hex Value	Level
doaSviewP	EC		2
doasysfail	8F	10	3
doaTaskType	F0		2
doatime	48		2
doatjt	6	10	3
doatoken	A4		3
doatoken_full	A0		2
doatoken_pre	A0		3
doaTZoff	58		2
doaTZONE	BA	04	3
doaUnexpRC	BB	10	3
doaurg	6	40	3
doaURGmsg	B9	02	3
doaUserSYS	8D	08	3
doaVdest	D4		2
doaver	4		2
doawaitTSE	B9	08	3
doawaitWQA	B9	04	3
doaWASUJ	B9	10	3
doawlm	92		2
doaWLMclass	C4		2
doaWLMmsg	BA	40	3
doaWLMprom	BA	80	3
doaWLMr	91	80	3
doawqap	28		2
doawrer	7	04	3
doayear	0		2
dsaAutoInfo	C		2
dsaAutoOper	10C		3
dsaCommText	C		3
dsaCommText1	C		4
dsaCommText2	4C		4
dsaCommText3	8C		4
dsaCommText4	CC		4
dsaCompInfo	11C		3
dsaEYE	0		2
dsainfo	0		1
dsanext	8		2
dsaSecElem	114		3
dsaVer	4		2
dseEYE	0		2

Name	Hex Offset	Hex Value	Level
dseinfo	0		1
dsenext	8		2
dseSEname	C		2
dseSysplexId	1C		2
dseVer	4		2

## DPH - Daily plan report header record

Name : DCLDPH

Function:

Describes layout of a header record written in all DP plans to describe general data about the planning run. The record has the standard recsize and keysize of DPIN records.

Offsets					
Dec	Hex	Type	Len	Name (Dim)	Description
0	(0)	STRUCTURE	273	DPHAREA	HEADER RECORD
0	(0)	CHARACTER	114	DPHKEY	KEY
0	(0)	SIGNED	2	DPHTYPE	ALWAYS TYPE 1
2	(2)	SIGNED	2	DPHSTYPE	SUBTYPE 1=DPREC, 2=DPRES
4	(4)	CHARACTER	34	*	ADJUST FOR ADID
38	(26)	CHARACTER	76	*	TO ADD UP TO STD KEYSIZE
114	(72)	CHARACTER	159	DPHDATA	DATA PART OF DPH REC
114	(72)	CHARACTER	1	DPHTYPE	
					TYPE OF PLANNING:
					1 = TRIAL NEXT
					2 = TRIAL REPLAN
					3 = TRIAL FUTURE
					4 = NEXT
					5 = REPLAN
					6 = NONREPORTING
					7 = CP RESULTS
115	(73)	CHARACTER	1	DPHNCP	NEW NCP Y N
116	(74)	CHARACTER	1	DPHFEEDB	MISSED FEEDBACK REPORT Y N
117	(75)	CHARACTER	10	DPHOCF	USED OCF IDENTIFYER
117	(75)	CHARACTER	6	DPHOCFDD	DATE (YYMMDD)
123	(7B)	CHARACTER	4	DPHOCPT	TIME (HHMM)
127	(7F)	CHARACTER	6	DPHLTP	USED LTP IDENTIFYER
127	(7F)	CHARACTER	6	DPHLTPD	DATE (YYMMDD)
133	(85)	CHARACTER	10	DPHSALG	PLANNING START (ALGORITHM)
133	(85)	CHARACTER	6	DPHSALGD	DATE (YYMMDD)
139	(8B)	CHARACTER	4	DPHSALGT	TIME (HHMM)
143	(8F)	CHARACTER	10	DPHSUSE	PLANNING START (USER)
143	(8F)	CHARACTER	6	DPHSUSED	DATE (YYMMDD)
149	(95)	CHARACTER	4	DPHSUSET	TIME (HHMM)
153	(99)	CHARACTER	10	DPHPLNT	TAIL PERIOD END
153	(99)	CHARACTER	6	DPHPLNTD	DATE (YYMMDD)
159	(9F)	CHARACTER	4	DPHPLNTT	TIME (HHMM)
163	(A3)	CHARACTER	10	DPHSREP	REPORT PERIOD START (RES)
163	(A3)	CHARACTER	6	DPHSREPD	DATE (YYMMDD)
169	(A9)	CHARACTER	4	DPHSREPT	TIME (HHMM)
173	(AD)	CHARACTER	10	DPHEREP	REPORT PERIOD END (RES)

Offsets					
Dec	Hex	Type	Len	Name (Dim)	Description
173	(AD)	CHARACTER	6	DPHEREPD	DATE (YYMMDD)
179	(B3)	CHARACTER	4	DPHEREPT	TIME (HHMM)
179	(B3)	CHARACTER	2	DPHEREPH	HH
181	(B5)	CHARACTER	2	DPHEREPM	MM
183	(B7)	CHARACTER	10	DPHEUSE	PLANNING END (USER)
183	(B7)	CHARACTER	6	DPHEUSED	DATE (YYMMDD)
189	(BD)	CHARACTER	4	DPHEUSET	TIME (HHMM)
193	(C1)	CHARACTER	6	DPHROPT	OPTIONS
193	(C1)	CHARACTER	1	DPHWSACT	110
194	(C2)	CHARACTER	1	DPHDAIOP	110
195	(C3)	CHARACTER	1	DPHALLWS	110
196	(C4)	CHARACTER	1	DPH1STWS	110
197	(C5)	CHARACTER	1	DPHNONRE	110
198	(C6)	CHARACTER	1	DPHCPRES	110
199	(C7)	CHARACTER	2	DPHROPTRU	OPTIONS, RES UTILIZATION
199	(C7)	CHARACTER	1	DPHPLNRU	PLANNED RES UTILIZ 110
200	(C8)	CHARACTER	1	DPHACTRU	ACTUAL RES UTILIZ 110
201	(C9)	CHARACTER	1	DPHCRIT	Y=REPORT PRESENT
202	(CA)	CHARACTER	8	DPH#MSG	DPIN MESSAGE COUNTERS
202	(CA)	SIGNED	2	DPH#MSGE	ERROR
204	(CC)	SIGNED	2	DPH#MSGW	WARNING
206	(CE)	SIGNED	2	DPH#MSGI	INFORMATION
208	(D0)	SIGNED	2	DPH#MSGU	UNRECOVERABLE
210	(D2)	UNSIGNED	4	DPH#OCCS	NUMBER OF PLANNED OCC
214	(D6)	UNSIGNED	4	DPH#OPS	NUMBER OF PLANNED OPS
218	(DA)	CHARACTER	55	*	ADD UP TO STD REC SIZE

## Cross reference

Name	Hex Offset	Hex Value	Level
DPH#MSG	CA		3
DPH#MSGE	CA		4
DPH#MSGI	CE		4
DPH#MSGU	D0		4
DPH#MSGW	CC		4
DPH#OCCS	D2		3
DPH#OPS	D6		3
DPHACTRU	C8		4
DPHALLWS	C3		4
DPHAREA	0		1
DPHCPRES	C6		4
DPHCRIT	C9		3
DPHDAIOP	C2		4
DPHDATA	72		2
DPHEREP	AD		3
DPHEREPD	AD		4
DPHEREPH	B3		5



Name : DCLDPIN

Function:

Describes standard of layout for all daily planner report (including message) records. There are several record types but they all have the same key size and record size. The sort step that follows step1 of a daily planner run sorts the record on that key.

Offsets					
Dec	Hex	Type	Len	Name (Dim)	Description
0	(0)	STRUCTURE	558	DPINREC	DPIN RECORD
0	(0)	CHARACTER	114	DPIKEY	KEY OF DPIN RECORD
0	(0)	SIGNED	2	DPITYPE	1 = HEADER RECORD SUBTYPE (DPH) 1 = DPREC HDR SUBTYPE 2 = DPRES HDR 2 = DAILY_OP RECORD (DAIOP) 3 = WS PLAN RECORDS SUBTYPE (WSP) 1 = WSP_OP RCD SSTYPE 1 = OPENTIME SSTYPE 2 = OPERATION SUBTYPE 2 = WSP_FOP RCD SUBTYPE 3 = WSN RCD SUBTYPE 4 = WSN_R1 SUBTYPE 5 = WSN_R2 4 = SUMMARY TABLES RECORD (CSUM) 5 = COMPLETED OCCURRENCE   OP RECORD SUBTYPE (CAPP) 1 = OLD 24-H SUBTYPE 2 = CURR 24-H 6 = OPER IN ERROR REC (OPERR) 7 = WS ACTIVITY RECORD SUBTYPE (WSN) 1 = WSNA RCD SUBTYPE 2 = WSN_R1 SUBTYPE 3 = WSN_R2 8 = COMPLETED OCCURRENCE ERR REC. SUBTYPE (ERRS) 1 = ERROR SUM SUBTYPE 2 = TOTAL SUM 9 = MISSED FEEDBACK (MFB) 13 = PLANNED UTIL HISTO (PRUH) 17 = PLANNED UTIL REPORT (PRUT) 20 = ACTUAL UTIL REPORT SUBTYPE (ARU) 1 = INTERVAL SUBTYPE 5 = DETAIL 30 = ERROR MESSAGE REC (DPMSG) 40 = CRITICAL PATH (CRIRP)
2	(2)	CHARACTER	78	*	TO ADD UP TO STD KEYSIZE
80	(50)	CHARACTER	34	*	TO ADD UP TO NEW KZ
114	(72)	CHARACTER	444	DPIDATA	DATA PART OF DPIN RECORD
114	(72)	CHARACTER	444	*	TO ADD UP TO STD REC SIZE

---

## DQE - data router q element

Name : DCLDQE

Function:

This segment maps queue elements for several queues. The mapping of the DQEDATA field varies depending on the value of DQETYPE.

If data buffers are used (indicated by dqebpnr ^= 0), they are always allocated in subpool 2 by queue adders, and are freed when no longer needed by queue servers.

Offsets					
Dec	Hex	Type	Len	Name (Dim)	Description
0	(0)	STRUCTURE	152	DQE	data router q element
0	(0)	CHARACTER	4	DQEDESC	block descriptor, DQE
4	(4)	CHARACTER	2	DQEVER	version number, 01
6	(6)	BITSTRING	2	*	reserved flags
8	(8)	CHARACTER	3	DQETYPE	data type
11	(B)	BITSTRING	1	DQEFLAGS	flags
		1... ....		DQEFLRES	reset seqds
		.1.. ....		DQECMEXS	cm execution suspended for this element
		..1. ....		DQENCKPT	don't chkpt this submit
		...1 ....		DQEPACE	pace the event flood
		.... 1...		DQENOEDP	no edp chkpt for this ev
		.... .1..		*	reserved
		.... ..1.		DQE23PSUS	flag for A2 A3P susp
		.... ...1		DQESPIN	on = SPIN enabled off= SPIN disabled
12	(C)	ADDRESS	4	DQEECBP	addr of service requestor ecb
16	(10)	ADDRESS	4	DQEBPTR	external data buffer ptr
20	(14)	SIGNED	4	DQEBLEN	size of external buffer
24	(18)	CHARACTER	8	DQEDEST	destination id
32	(20)	SIGNED	4	DQERMAX	max of recs per cyc in eds
36	(24)	SIGNED	4	DQEBLTOT	total size of external buffer
40	(28)	SIGNED	2	DQEBNBR	buffer sequence number
42	(2A)	SIGNED	2	DQEBSTOT	buffer sequence tot nbr in seq
44	(2C)	CHARACTER	100	DQEDATA	local data buffer
144	(90)	SIGNED	4	DQEADDER	Additional recs w buffer
148	(94)	BITSTRING	1	DQEFLAGS1	additional flags
		1... ....		DQESP131	ext buf in sp 131
		.111 1111		*	reserved
149	(95)	CHARACTER	1	*	reserved
150	(96)	UNSIGNED	2	DQEEVTS	current evds submit seq
152	(98)	CHARACTER		DQEEND	end of dqe

Offsets					
Dec	Hex	Type	Len	Name (Dim)	Description
0	(0)	STRUCTURE	100	DQEEVT	event data buffer mapping
0	(0)	SIGNED	2	DQENNUM	opc node number
2	(2)	SIGNED	2	DQERDRN	event reader number in node
4	(4)	CHARACTER	8	DQEPOS	event ds position
4	(4)	SIGNED	4	DQECYC	write cycle number
8	(8)	SIGNED	4	DQEREC	record number in cycle
12	(C)	CHARACTER	8	DQERELD	release destination or blank
20	(14)	CHARACTER	80	DQEEXR	exit record, see dclxtr

Offsets					
Dec	Hex	Type	Len	Name (Dim)	Description
0	(0)	STRUCTURE	6	DQECLJ	a DASD tracker needs
0	(0)	CHARACTER	5	DQECLJOB	clnjob prefix and
5	(5)	CHARACTER	1	DQEDSCLAS	datastore class if JCC

Offsets					
Dec	Hex	Type	Len	Name (Dim)	Description
0	(0)	STRUCTURE	20	DQERFW	r fw data
0	(0)	CHARACTER	8	DQERFWDEST	destination name
8	(8)	CHARACTER	8	DQEEDP	edp information
8	(8)	SIGNED	4	DQEEDPWCY	write cycle number
12	(C)	SIGNED	4	DQEEDPREC	record of last record
16	(10)	SIGNED	4	DQERFWNNUM	node number

Offsets					
Dec	Hex	Type	Len	Name (Dim)	Description
0	(0)	STRUCTURE	48	DQEREL	release job mapping
0	(0)	CHARACTER	8	DQERJBNM	job name
8	(8)	CHARACTER	8	DQERJBID	job number
16	(10)	CHARACTER	8	DQERCNJE	current nje node
24	(18)	CHARACTER	8	DQERONJE	origin nje node
32	(20)	UNSIGNED	2	DQEASEQ	submit sequence
34	(22)	CHARACTER	4	DQEAWSID	work station id
38	(26)	UNSIGNED	2	*	reserved
40	(28)	SIGNED	4	DQEROJID	original job number
44	(2C)	CHARACTER	4	DQEASSNAM	controller subsystem name

Offsets					
Dec	Hex	Type	Len	Name (Dim)	Description
0	(0)	STRUCTURE	100	DQESUB	submit data mapping
0	(0)	CHARACTER	4	DQERUS	**RU or blank
4	(4)	CHARACTER	8	DQETSO	Tso user id or blank
12	(C)	CHARACTER	8	DQEJOBN	jobSTC name
20	(14)	SIGNED	4	DQENREC	no of jcl card images
24	(18)	CHARACTER	4	DQEWSID	work station id
28	(1C)	CHARACTER	16	DQEADID	application ID
44	(2C)	CHARACTER	10	DQEOCIA	occurrence input arrival
54	(36)	SIGNED	2	DQEOPNUM	operation number
56	(38)	CHARACTER	4	DQESSNAM	controller subsystem name
60	(3C)	UNSIGNED	2	DQESSEQ	submit sequence
62	(3E)	CHARACTER	8	DQEJID	job of last subbed job
70	(46)	SIGNED	2	DQEASID	job asid
		1... ....		DQECKP	dqeasid not used. 1 bit
		.1.. ....		DQEPROMOTE	promoted job
70	(46)	BITSTRING	1	*	used for DASD connection
72	(48)	CHARACTER	8	DQETOKEN_FULL	
72	(48)	CHARACTER	4	DQETOKEN_PRE	operation token prefix
72	(48)	CHARACTER	4	DQEOCCTOK1	OCC token part 1
76	(4C)	UNSIGNED	4	DQETOKEN	operation token
76	(4C)	CHARACTER	4	DQEOCCTOK2	OCC token part 2
80	(50)	ADDRESS	4	DQEEOPTP	e2e option user area
84	(54)	CHARACTER	8	DQENETID	APPC netid (final dest)
84	(54)	CHARACTER	8	DQESUBTOKEN	HTTP submission token
92	(5C)	CHARACTER	8	DQENETLU	APPC netLU (final dest)
92	(5C)	CHARACTER	8	DQESDEST	submit dest

Offsets					
Dec	Hex	Type	Len	Name (Dim)	Description
0	(0)	STRUCTURE	28	DQERSSEQ	sseq sync request



Offsets					
Dec	Hex	Type	Len	Name (Dim)	Description
0	(0)	CHARACTER	4	DQERWSID	work station id
4	(4)	CHARACTER	8	DQECREAT	request evt creation time
4	(4)	SIGNED	4	DQEDATE	date format (00yydddf)
8	(8)	SIGNED	4	DQETIME	time format (secs*100)
12	(C)	CHARACTER	4	DQERSSNAM	controller subsystem name
16	(10)	UNSIGNED	1	DQERSEQ	request sequence from w
17	(11)	BITSTRING	1	DQERFLG1	flagbyte byte 1
		1... ..		DQERASK	req for curr evds sseq
		.1... ..		DQERCOLD	cold start the ws
		..1. ....		DQERDLTE	remove the ws from evds
		...1 ....		DQERSET	req to set evds to wseq
		.... 1111		*	reserved
18	(12)	UNSIGNED	2	DQEWSEQ	submit sequence from ws
20	(14)	CHARACTER	8	DQEJDEST	dqedest

Offsets					
Dec	Hex	Type	Len	Name (Dim)	Description
0	(0)	STRUCTURE	18	DQECMINI	initialize CM for oper
0	(0)	CHARACTER	8	DQECMJOB	jobSTC name
8	(8)	SIGNED	4	DQECMOCC	occurrence number
12	(C)	SIGNED	4	DQECMOPR	operation number
16	(10)	CHARACTER	2	DQECMRT	TASK ID requestor EM = Event Manager AR = Automatic Recovery GS = General Service

Offsets					
Dec	Hex	Type	Len	Name (Dim)	Description
0	(0)	STRUCTURE	100	DQERFP	RODM request for parms
0	(0)	CHARACTER	8	DQERFPD	requestor destination
8	(8)	CHARACTER	92	*	reserved

Offsets					
Dec	Hex	Type	Len	Name (Dim)	Description
0	(0)	STRUCTURE	100	DQERSL	RODM subsystem lost
0	(0)	CHARACTER	8	DQERSLDN	requestor destination
8	(8)	CHARACTER	4	DQERSLSSN	subsystem name
12	(C)	CHARACTER	88	*	reserved

#### Dynamic Critical Path

dqedata containing data sent to critical path handler when an MCP action is performed on a critical predecessor and the dataspace has to be updated consequently

Offsets					
Dec	Hex	Type	Len	Name (Dim)	Description
0	(0)	STRUCTURE	100	DQECRT	Crit Path recalc
0	(0)	CHARACTER	4	DQEWS	workstation name
4	(4)	CHARACTER	1	DQESTATUS	operation status
5	(5)	CHARACTER	1	DQEEXSTAT	oper extended status
6	(6)	BITSTRING	1	DQEFLAGS2	flags

Offsets					
Dec	Hex	Type	Len	Name (Dim)	Description
		1... ..		DQENOPED	noped operation
		.1... ..		DQEMANHELD	oper manually held
		..1. ....		DQEMHELDCH	first dqe of a seq
		...1 ....		DQENOPCH	last dqe of a seq
		.... 1...		DQETMDCH	time dep chg
		.... .1..		DQETMDEP	time dep
		.... ..1.		DQEOPIACH	oper ia changed
		.... ...1		*	free
7	(7)	BITSTRING	1	DQEFLAGS3	free
		1... ..		DQEISFIRST	first dqe of a seq
		.1... ..		DQEADDJOB	add job to dataspace
		..1. ....		DQEISLAST	last dqe of a seq
		...1 1111		*	free
8	(8)	CHARACTER	8	DQEJOBNAME	job name
16	(10)	SIGNED	4	DQEJOBENIX	job table entry index
20	(14)	CHARACTER	1	DQEJOBPRTY	job priority
21	(15)	CHARACTER	1	DQEREQTYPE	MCP request type S - status change A - Add operationdep D - Delete (oper, dep M - Modify P - Critical indicat F - FOP indicator
22	(16)	CHARACTER	2	*	free
24	(18)	SIGNED	4	DQEINDPRED	pred j table entry ix
28	(1C)	CHARACTER	1	DQEOLDSTAT	operation old status
29	(1D)	CHARACTER	1	DQECRITIND	critical indicator
30	(1E)	CHARACTER	10	DQEINPARR	input arrival time
30	(1E)	CHARACTER	6	DQEINPARRD	date
36	(24)	CHARACTER	4	DQEINPARRT	time
40	(28)	CHARACTER	2	*	free
42	(2A)	CHARACTER	10	DQEDEADL	deadline
42	(2A)	CHARACTER	6	DQEDEADLD	date
48	(30)	CHARACTER	4	DQEDEADLT	time
52	(34)	CHARACTER	2	*	free
54	(36)	CHARACTER	10	DQEASTART	actual start time
54	(36)	CHARACTER	6	DQEASTARTD	date
60	(3C)	SIGNED	4	DQEASTARTT	time
64	(40)	CHARACTER	2	*	free
66	(42)	CHARACTER	10	DQEAEND	actual end time
66	(42)	CHARACTER	6	DQEAENDD	date
72	(48)	SIGNED	4	DQEAENDT	time
76	(4C)	SIGNED	4	DQEDURATION	duration
80	(50)	SIGNED	4	DQEACTDUR	actual duration
84	(54)	CHARACTER	4	DQEOPRKEY	operation index
84	(54)	UNSIGNED	3	DQE OCCIDX	occ number
87	(57)	UNSIGNED	1	DQEOPRIDX	oper number
88	(58)	CHARACTER	4	DQEERRCODE	job error code
92	(5C)	CHARACTER	4	DQEPREKEY	pred oper index
92	(5C)	UNSIGNED	3	DQEPOCCIDX	occ number
95	(5F)	UNSIGNED	1	DQEPOPRIDX	oper number
96	(60)	CHARACTER	4	*	free

External buffer for dqecrt  
It contains WLM data Policy and Service Class

Offsets					
Dec	Hex	Type	Len	Name (Dim)	Description
0	(0)	STRUCTURE	40	DQECRTBUF	DQE Type CRT
0	(0)	CHARACTER	1	DQEWLMPOL	WLM policy
1	(1)	CHARACTER	5	*	free
6	(6)	CHARACTER	8	DQEWLMCLASS	WLM Service Class
14	(E)	CHARACTER	10	DQELSTART	latest start
14	(E)	CHARACTER	6	DQELSTARTD	latest start date
20	(14)	SIGNED	4	DQELSTARTT	lst start time
24	(18)	CHARACTER	16	DQEOPIA	operation IA
24	(18)	CHARACTER	6	DQEOPIAD	date
30	(1E)	CHARACTER	4	DQEOPIAT	time
34	(22)	CHARACTER	6	*	

### Dynamic Critical Path

dqedata containing data sent to critical path handler when a status change EM occurs or when the job is late or long running WA

Offsets					
Dec	Hex	Type	Len	Name (Dim)	Description
0	(0)	STRUCTURE	100	DQECR1	Crit Path recal
0	(0)	CHARACTER	1	DQESTATU1	operation status
1	(1)	CHARACTER	1	DQEEXSTAT1	oper extended status
2	(2)	CHARACTER	2	*	free
4	(4)	SIGNED	4	DQEJOBENI1	job table entry index
8	(8)	CHARACTER	1	DQEREQTYP1	MCP request type S - status change L - Late R - Long Running
9	(9)	CHARACTER	1	DQEOLDSTA1	operation old status
10	(A)	BITSTRING	1	DQEFLAGS4	flags
		1... ....		DQEURGCH1	doa urgent queue chng
		.1.. ....		DQEDOOUR1	doa urgent queue flag
		..1. ....		DQEWLMPRO1	WLM promotion flag
		...1 1111		*	free
11	(B)	CHARACTER	3	*	free
14	(E)	CHARACTER	10	DQEASTAR1	actual start time
14	(E)	CHARACTER	6	DQEASTAR1D	date
20	(14)	SIGNED	4	DQEASTAR1T	time
24	(18)	CHARACTER	2	*	free
26	(1A)	CHARACTER	10	DQEAEN1	actual end time
26	(1A)	CHARACTER	6	DQEAEN1D	date
32	(20)	SIGNED	4	DQEAEN1T	time
36	(24)	SIGNED	4	DQEACTDU1	actual duration
40	(28)	CHARACTER	4	DQEOPRKE1	operation index
40	(28)	UNSIGNED	3	DQECCID1	occ number
43	(2B)	UNSIGNED	1	DQEOPRID1	oper number
44	(2C)	CHARACTER	4	DQEERRCOD1	job error code
48	(30)	CHARACTER	52	*	free

Offsets					
Dec	Hex	Type	Len	Name (Dim)	Description
0	(0)	STRUCTURE	100	DQEARC	DQE Type OPC Data Sto

Offsets					
Dec	Hex	Type	Len	Name (Dim)	Description
0	(0)	CHARACTER	4	DQEARCTYP	Service Required LOG = get MVS JobLog SLO = get Struct. Log OPI = ask Oper_info SDEL= start delete of old entries

common part

Offsets					
Dec	Hex	Type	Len	Name (Dim)	Description
4	(4)	CHARACTER	24	DQEARCJRKEY	Job Log retrieval key
4	(4)	CHARACTER	8	DQEARCJOBID	Job Log Id
12	(C)	CHARACTER	8	DQEARCJOBNA	Job Log Name
20	(14)	SIGNED	4	DQEARCRDRD	Job Start Rdr Date
24	(18)	SIGNED	4	DQEARCRDRT	Job Start Rdr Time
28	(1C)	CHARACTER	8	DQEARCDEST	output DEST
36	(24)	CHARACTER	16	DQEARCADID	Application Name
52	(34)	CHARACTER	10	DQEARCIA	IA Date and Time
52	(34)	CHARACTER	6	DQEARCIADATE	IA Date
58	(3A)	CHARACTER	4	DQEARCIATIME	IA Time
62	(3E)	CHARACTER	9	DQEARCOPKEY	Operation VSAM key
62	(3E)	CHARACTER	8	DQEARCOCC	OCC token
70	(46)	UNSIGNED	1	DQEARCOPR	Opr num
71	(47)	CHARACTER	2	DQEARCCALLER	EM=Event manager WA=WorkStat.Analyzer AR=Automatic Recover GS=General Server

OPI type only

Offsets					
Dec	Hex	Type	Len	Name (Dim)	Description
73	(49)	CHARACTER	1	DQEARCFLA1	flags (Ask Oper_Info)
		1... ..		ARC_PSUPOST	1 = post PSU
		.1.. ..		ARC_CLEANUP	1 = Stand Alone CLNUP
		..1. ....		ARC_SL	1 = StepList required
		...1 ....		ARC_DS	1 = DSList required
		.... 1...		ARC_EXPJCL	1 = use expanded JCL
		.... .1..		ARC_BESTSTEP	1 = start from BSTEP
		.... ..1.		ARC_NOASK	1 = cp14nostr ON
		.... ...1		ARC_ASKSIMGDG	1 = GDG sim required
74	(4A)	CHARACTER	8	*	free
82	(52)	CHARACTER	8	DQEARCUSER	original job user ID

Clean Up only

Offsets					
Dec	Hex	Type	Len	Name (Dim)	Description
90	(5A)	CHARACTER	8	DQEARCEXDEST	execution destination

AR restart only

Offsets					
Dec	Hex	Type	Len	Name (Dim)	Description
98	(62)	UNSIGNED	1	DQEARCOPIRET	retry counter
99	(63)	UNSIGNED	1	DQEARCARSTE	AR restart step (currently not used)

AR restart only  
structure mapped into DQEARC buffer

Offsets					
Dec	Hex	Type	Len	Name (Dim)	Description
0	(0)	STRUCTURE	16	DQEARCBUF	DQE Type OPC Data Sto
0	(0)	CHARACTER	8	DQEARCSTEPN	Stepname (AR)
8	(8)	CHARACTER	8	DQEARCPSTEPN	Proc Step Name (AR)

Dynamic Critical Path  
external buffer containing part of the critical predecessor  
network entry point and its predecessor See DCLJOBEN

External buffer for Critical Path  
It contains the FOP first operations for an occurrence

Offsets					
Dec	Hex	Type	Len	Name (Dim)	Description
0	(0)	STRUCTURE	*	DQEFOP	DQE Type FOP
0	(0)	SIGNED	4	DQEFPOCCNUM	occurrence number
4	(4)	SIGNED	4	DQEFOPNUM	num of FOP in occ
8	(8)	CHARACTER	2	DQEFOPPOP (*)	
8	(8)	SIGNED	2	DQEFOPPOPNUM	operation number

NOTE  
For the dqearc SDEL type the information are all contained  
in the buffer pointed by dqebp  
dqebp CP16 record layout

Offsets					
Dec	Hex	Type	Len	Name (Dim)	Description
0	(0)	STRUCTURE	100	DQEPSU	DQE Type OPC Data Sto
0	(0)	CHARACTER	4	DQEPSUTYP	Service Required APL = Apply logic CLN = Stand Alone CLN REM = resume suspended DEL = delete request

common part

Offsets					
Dec	Hex	Type	Len	Name (Dim)	Description
4	(4)	CHARACTER	45	DQEPSUCOMMON	

Offsets					
Dec	Hex	Type	Len	Name (Dim)	Description
4	(4)	CHARACTER	2	DQEPSUCALLER	FL=Fetch JobLog GS=General Server EM=Event manager
6	(6)	CHARACTER	8	DQEPSUJOBNA	Job Name
14	(E)	CHARACTER	9	DQEPSUOPKEY	Operation VSAM key
14	(E)	CHARACTER	8	DQEPSUOCC	Occ token
22	(16)	UNSIGNED	1	DQEPSUOPR	Opr num
23	(17)	CHARACTER	16	DQEPSUADID	Application Name
39	(27)	CHARACTER	10	DQEPSUIA	IA Date and Time
39	(27)	CHARACTER	6	DQEPSUIADATE	IA Date
45	(2D)	CHARACTER	4	DQEPSUIATIME	IA Time

#### GS only

Offsets					
Dec	Hex	Type	Len	Name (Dim)	Description
49	(31)	CHARACTER	8	DQEPSUUSER	TSO user ID
57	(39)	CHARACTER	4	DQEPSUTOKEN	GS request token

#### FL for AR only

Offsets					
Dec	Hex	Type	Len	Name (Dim)	Description
61	(3D)	CHARACTER	8	DQESTEPNAME	AR restart step
69	(45)	CHARACTER	8	DQEPSTEPNAME	AR restart proc step

#### CLN type only

Offsets					
Dec	Hex	Type	Len	Name (Dim)	Description
77	(4D)	CHARACTER	8	DQEPSUEXDEST	execution DEST

#### APL type only

Offsets					
Dec	Hex	Type	Len	Name (Dim)	Description
85	(55)	CHARACTER	1	DQEPSUFLA1	
		1... ..		PSU_EXPJCL	1 = use expanded JCL
		.1.. ..		PSU_SUSPEND	1 = suspend DQE
		..1. ....		PSU_OPERINFO	1 = SL from buffer
		...1 ....		PSU_USERSYS	1 = add usersys DD
		.... 1...		PSU_SIMGDG	1 = simulate GDG
		.... .1..		PSU_ROOT	1 = GDG root list
		.... ..1.		PSU_BESTSTEP	1 = start from BSTEP
		.... ...1		PSU_ASKSIMGDG	1 = req simulation

2 char2 free

2 dqePSULen

Offsets					
Dec	Hex	Type	Len	Name (Dim)	Description
86	(56)	UNSIGNED	2	PSU_SLEN	SL length
88	(58)	UNSIGNED	3	PSU_DSLEN	DL length
91	(5B)	UNSIGNED	3	PSU_GDGLN	Sim. GDG info
94	(5E)	UNSIGNED	2	PSU_ROOTLEN	Root len
96	(60)	SIGNED	4	PSU_JCLEN	JCL length

Offsets					
Dec	Hex	Type	Len	Name (Dim)	Description
0	(0)	STRUCTURE	80	DQEWLM	sub WLM reset request
0	(0)	CHARACTER	8	DQETSOW	Tso user ID or blank
8	(8)	CHARACTER	8	DQEJOBW	jobSTC name
16	(10)	CHARACTER	8	DQESVCNW	WLM Hi perf service class
24	(18)	CHARACTER	4	DQEWSIDW	workstation ID
28	(1C)	CHARACTER	16	DQEADIDW	application ID
44	(2C)	CHARACTER	10	DQEOCIW	occurrence input arrival
44	(2C)	CHARACTER	6	DQEOCIAD	occurrence IA date
50	(32)	CHARACTER	4	DQEOCIAT	occurrence IA time
54	(36)	SIGNED	2	DQEOPNUMW	operation number
56	(38)	CHARACTER	4	DQESSNAMW	controller subsystem name
60	(3C)	UNSIGNED	2	DQESSEQW	submit sequence

2 dqejidW char8 job of last subbed job  
 2 char2 reserved

Offsets					
Dec	Hex	Type	Len	Name (Dim)	Description
62	(3E)	SIGNED	2	DQEASIDW	job asid

2 dqetokenfullW operation token  
 3 dqetokenpreW char4 operation token prefix  
 3 dqetokenW unsigned bin32 operation token  
 2 dqeaccmpW ptr31 acc meth parms  
 2 dqenetidW char8 APPC netid final dest  
 2 dqenetLUW char8 semi APPC netLU final dest

Offsets					
Dec	Hex	Type	Len	Name (Dim)	Description
64	(40)	SIGNED	4	DQERETCW	WLM promot request RC
68	(44)	SIGNED	2	DQERSNCW	WLM promot request RSN
70	(46)	CHARACTER	10	*	reserved

Offsets					
Dec	Hex	Type	Len	Name (Dim)	Description
0	(0)	STRUCTURE	8	DQETCPIP	tcpip evt mapping
0	(0)	ADDRESS	4	DQESOCKETIDPTR	
4	(4)	CHARACTER	4	DQESOCKETDOMAIN	

Offsets					
Dec	Hex	Type	Len	Name (Dim)	Description
0	(0)	STRUCTURE	18	DQECONFFILE	Conf File mapping

Offsets					
Dec	Hex	Type	Len	Name (Dim)	Description
0	(0)	CHARACTER	1	DQEREQUESTTYPE	
1	(1)	CHARACTER	3	*	
4	(4)	CHARACTER	4	DQEREQUESTCRC	
8	(8)	CHARACTER	8	DQECRCOWNERDEST	
16	(10)	SIGNED	2	DQEDTBDESTINDEX	

Offsets					
Dec	Hex	Type	Len	Name (Dim)	Description
0	(0)	STRUCTURE	44	DQEHTTPACTION	HTTP Joblog retrieval Kill Query job status
0	(0)	CHARACTER	8	DQEHTOCCTOKEN	HTTP occurrence token
8	(8)	CHARACTER	8	DQEHTSUBTOKEN	HTTP submission token
16	(10)	CHARACTER	8	DQEHTJOBNAME	HTTP job name
24	(18)	CHARACTER	4	DQEHTWSNAME	HTTP ws name
28	(1C)	CHARACTER	4	DQEHTSSNAME	HTTP subsystem name
32	(20)	SIGNED	2	DQEHTOPNUM	HTTP operation number
34	(22)	SIGNED	2	*	reserved
36	(24)	CHARACTER	8	DQEHTUSER	HTTP joblog req user

Offsets					
Dec	Hex	Type	Len	Name (Dim)	Description
0	(0)	STRUCTURE	100	DQEHTNOTIFY	HTTP notify
0	(0)	CHARACTER	56	DQEHNALIAS	alias
56	(38)	CHARACTER	4	DQEHNERRC	error code (stat EF)
60	(3C)	CHARACTER	6	DQEHNSTARTD	start date
66	(42)	CHARACTER	6	DQEHNENDD	end date
72	(48)	SIGNED	4	DQEHNSTARTT	start time
76	(4C)	SIGNED	4	DQEHNENDT	end time
80	(50)	CHARACTER	8	DQEHNXDTOKEN	XD99 key
88	(58)	SIGNED	4	DQEHNADUR	duration in seconds
92	(5C)	CHARACTER	1	DQEHNSTATUS	status (sSCEF)
93	(5D)	CHARACTER	7	*	free

Offsets					
Dec	Hex	Type	Len	Name (Dim)	Description
0	(0)	STRUCTURE	100	DQEHTINFO	HTTP bind infofailed
0	(0)	CHARACTER	56	DQEHIALIAS	alias
56	(38)	CHARACTER	8	DQEHIJOBNAME	matched jobname
64	(40)	CHARACTER	10	DQEHIIA	matched ia
64	(40)	CHARACTER	6	DQEHIAD	&period..IA date
70	(46)	CHARACTER	4	DQEHIAT	&period..IA time
74	(4A)	CHARACTER	1	DQEHIYPE	I=info, F=failed
75	(4B)	CHARACTER	1	DQEHIFLAGS	flags
		1... ....		DQEHIBCP	&period..ON bin dis in CP
		.111 1111		*	&period..free
76	(4C)	CHARACTER	8	DQEHIXDTOKEN	XD99 key
84	(54)	CHARACTER	4	DQEHIWSNAME	matched ws name
88	(58)	CHARACTER	12	*	free



Offsets					
Dec	Hex	Type	Len	Name (Dim)	Description
0	(0)	STRUCTURE	100	DQEHTSUBSCR	HTTP subscribe
0	(0)	CHARACTER	35	DQEHSRKEYZ	remote job key
0	(0)	CHARACTER	16	DQEHSADID	&period..remote adidjsname (DZ)
16	(10)	CHARACTER	16	DQEHSJSWS	&period..remote jsws (D)
32	(20)	CHARACTER	3	DQEHSOPNO	&period..remote opno (Z)
35	(23)	CHARACTER	1	DQEHSFLAGS	flags
		1... ..		DQEHSZOS	&period..ON remote eng type is Z
		.1.. ..		DQEHSRESUB	&period..ON resub for sync
		..11 1111		*	&period..free
36	(24)	CHARACTER	2	*	free
38	(26)	CHARACTER	10	DQEHSIA	IA for match
38	(26)	CHARACTER	6	DQEHSIAD	&period..IA date
44	(2C)	CHARACTER	4	DQEHSIAT	&period..IA time
48	(30)	CHARACTER	52	DQEHSALIAS	data for alias
48	(30)	CHARACTER	8	DQEHSOCCTOKEN	&period..occurrence token
56	(38)	CHARACTER	8	DQEHSUBTOKEN	&period..submission token
64	(40)	CHARACTER	8	DQEHSJOBNAME	&period..job name
72	(48)	CHARACTER	4	DQEHSWSNAME	&period..ws name
76	(4C)	CHARACTER	4	DQEHSNAME	&period..subsystem name
80	(50)	SIGNED	2	DQEHSOPNUM	&period..operation number
82	(52)	CHARACTER	18	*	free

Offsets					
Dec	Hex	Type	Len	Name (Dim)	Description
0	(0)	STRUCTURE	100	DQEHTINCIDENT	HTTP open incident
0	(0)	CHARACTER	16	DQEHTINCADID	jobstream
16	(10)	CHARACTER	4	DQEHTINCWS	workstation
20	(14)	CHARACTER	4	DQEHTINCOPNO	oper number
24	(18)	CHARACTER	10	DQEHTINCIA	IA for match
24	(18)	CHARACTER	6	DQEHTINCIAD	&period..IA date
30	(1E)	CHARACTER	4	DQEHTINCIAT	&period..IA time
34	(22)	CHARACTER	8	DQEHTINCJOBNAME	job name
42	(2A)	CHARACTER	8	DQEHTINCJOBNUM	job number
50	(32)	CHARACTER	4	DQEHTINCERRCODE	Error code
54	(36)	CHARACTER	4	DQEHTINCSSNAME	subsystem name
58	(3A)	BITSTRING	1	DQEHTINCFLAGS	flags
		1... ..		DQEHTINCE2E	use E2E error code
		.111 1111		*	reserved
59	(3B)	CHARACTER	1	*	reserved
60	(3C)	SIGNED	4	DQEHTINCE2E2E	E2E error code
64	(40)	CHARACTER	24	DQEHTINCOPTTEXT	operation text
88	(58)	CHARACTER	12	*	free

Offsets					
Dec	Hex	Type	Len	Name (Dim)	Description
0	(0)	STRUCTURE	40	DQEHSBUFF	DQE Type HTS
0	(0)	CHARACTER	40	DQEHSRJOBNM	remote jobname

BK CON Send JT event

Offsets

Dec	Hex	Type	Len	Name (Dim)	Description
0	(0)	STRUCTURE	100	DQEJTX	
0	(0)	CHARACTER	2	DQEJTX_JTYP	JTx event type
2	(2)	CHARACTER	1	DQEJTX_EXTRABUF	YN
3	(3)	UNSIGNED	1	DQEJTX_JTID	JTx id ( 1 to 99)
4	(4)	SIGNED	4	DQEJTX_JTSEQNO	JTx seqno within JT
8	(8)	CHARACTER	4	DQEJTX_JTDAT	JTx date
12	(C)	UNSIGNED	4	DQEJTX_JTTIM	JTx time
16	(10)	UNSIGNED	2	DQEJTX_CPRUN	CP run number (1 to 65535)
18	(12)	UNSIGNED	2	DQEJTX_LTRUN	LT run number (1 to 65535)
20	(14)	CHARACTER	8	DQEJTX_CPTOD	CP tod
28	(1C)	CHARACTER	8	DQEJTX_LTTOD	LT tod
36	(24)	CHARACTER	8	DQEJTX_CURCPDD	current cp ddname
44	(2C)	CHARACTER	4	DQEJTX_ORIGBKD	Orig bk date
48	(30)	SIGNED	4	DQEJTX_ORIGBKT	Orig bk time
52	(34)	CHARACTER	4	DQEJTX_JTFIL	logical file (trl 32)
56	(38)	CHARACTER	1	DQEJTX_JTFSENT	Y first JTX after stop event sending
57	(39)	CHARACTER	43	*	free

BK CON Sync request BS1

NOTE: Currently not used The DQE sent is of type EVT and the BS1 info are passed via the EXY event

Offsets

Dec	Hex	Type	Len	Name (Dim)	Description
0	(0)	STRUCTURE	72	DQEBS1	
0	(0)	UNSIGNED	2	DQEBS1_CPRUN	CP run number
2	(2)	CHARACTER	8	DQEBS1_CPTOD	CP tod
10	(A)	UNSIGNED	2	DQEBS1_LTRUN	LTP run number
12	(C)	CHARACTER	8	DQEBS1_LTTOD	CP tod
20	(14)	CHARACTER	1	DQEBS1_CP	Y CP plan exist
21	(15)	CHARACTER	1	DQEBS1_LT	Y LT plan exist
22	(16)	CHARACTER	1	DQEBS1_REQ	A ask Primary will send requested plans C check Primary will check and send if needed disaligned plans
23	(17)	CHARACTER	1	*	free
24	(18)	UNSIGNED	4	DQEBS1_CURJTSEQNO	current JT seqno of BACKUP Controller
28	(1C)	CHARACTER	4	DQEBS1_PHASE	START BS1 = INIT
32	(20)	CHARACTER	40	*	

BK CON Sync answer BS2

Offsets

Dec	Hex	Type	Len	Name (Dim)	Description
0	(0)	STRUCTURE	72	DQEBS2	
0	(0)	UNSIGNED	2	DQEBS2_CPRUN	CP run number
2	(2)	CHARACTER	8	DQEBS2_CPTOD	CP tod
10	(A)	UNSIGNED	2	DQEBS2_LTRUN	LTP ru number
12	(C)	CHARACTER	8	DQEBS2_LTTOD	CP tod
20	(14)	CHARACTER	1	DQEBS2_CP	Y CP plan exist

Offsets					
Dec	Hex	Type	Len	Name (Dim)	Description
21	(15)	CHARACTER	1	DQEBS2_LT	Y LT plan exist
22	(16)	CHARACTER	1	DQEBS2_REQ	A ask Primary will send requested plans C check Primary will check and send if needed disaligned plans R refresh Primary has done a refresh and inform Backup via BS2 event
23	(17)	CHARACTER	1	DQEBS2_REFRESH	Y N
24	(18)	CHARACTER	1	DQEBS2_RESENDCP	Y N
25	(19)	CHARACTER	1	DQEBS2_RESENDLTP	Y N
26	(1A)	CHARACTER	1	DQEBS2_RESENDJT	Y N
27	(1B)	CHARACTER	1	*	
28	(1C)	UNSIGNED	4	DQEBS2_STRJTSEQNO	BS1 seqno
32	(20)	UNSIGNED	4	DQEBS2_ENDJTSEQNO	BS2 seqno
36	(24)	UNSIGNED	4	DQEBS2_TRLSEQNO	CP header trlseqno
40	(28)	CHARACTER	32	*	

#### BK CON BT online offline

Offsets					
Dec	Hex	Type	Len	Name (Dim)	Description
0	(0)	STRUCTURE	48	DQEBS3	
0	(0)	CHARACTER	8	DQEBS3_TYPE	- 'ONLINE ' - 'OFFLINE'
8	(8)	CHARACTER	40	*	

#### BK CON REPRO and SEND VSAM jcl info

Offsets					
Dec	Hex	Type	Len	Name (Dim)	Description
0	(0)	STRUCTURE	100	DQEBSE	
0	(0)	UNSIGNED	2	DQEBSE_RUNCP	CP run number
2	(2)	CHARACTER	8	DQEBSE_TODCP	CP tod
10	(A)	UNSIGNED	2	DQEBSE_RUNLTP	LTP run number
12	(C)	CHARACTER	8	DQEBSE_TODLTP	LTP tod
20	(14)	CHARACTER	4	DQEBSE_TYPE	LTP EQQSENLT NCP EQQSENC CP1 EQQSECP1 CP2 EQQSECP2 AD ssnmSAD RD ssnmSRD WS ssnmSWS OI ssnmSOI SI ssnmSSI JS1 ssnmSJS1 JS2 ssnmSJS2
24	(18)	SIGNED	4	DQEBSE_RC	JCL RC
28	(1C)	CHARACTER	8	DQEBSE_JOBNM	job name
36	(24)	CHARACTER	8	DQEBSE_JOBID	job id
44	(2C)	CHARACTER	1	DQEBSE_CAN	cancelled (YN)
45	(2D)	CHARACTER	55	*	

#### BK CON RECEIVED and RESTORE jcl info

Offsets					
Dec	Hex	Type	Len	Name (Dim)	Description
0	(0)	STRUCTURE	100	DQEBRE	

Offsets					
Dec	Hex	Type	Len	Name (Dim)	Description
0	(0)	CHARACTER	1	DQEBRE_CAN	canceled (YN)
1	(1)	CHARACTER	3	*	free
4	(4)	CHARACTER	8	DQEBRE_JOBNM	job nm
12	(C)	CHARACTER	8	DQEBRE_JOBID	job id
20	(14)	CHARACTER	4	DQEBRE_TYPE	LTP EQQRESTP NCP EQQRENC CP1 EQQRECP1 CP2 EQQRECP2 AD ssnmRAD RD ssnmRRD WS ssnmRWS OI ssnmROI SI ssnmRSI JS1 ssnmRJS1 JS2 ssnmRJS2
24	(18)	SIGNED	4	DQEBRE_RC	JCL RC
28	(1C)	CHARACTER	72	*	

## Cross reference

Name	Hex Offset	Hex Value	Level
ARC_ASKSIMGDG	49	01	3
ARC_BESTSTEP	49	04	3
ARC_CLEANUP	49	40	3
ARC_DS	49	10	3
ARC_EXPJCL	49	08	3
ARC_NOASK	49	02	3
ARC_PSUPOST	49	80	3
ARC_SL	49	20	3
DQE	0		1
DQEACTION	50		2
DQEACTION1	24		2
DQEADDER	90		2
DQEADDJOB	7	40	3
DQEADID	1C		2
DQEADIDW	1C		2
DQEAEND	42		2
DQEAENDD	42		3
DQEAENDT	48		3
DQEAEN1	1A		2
DQEAEN1D	1A		3
DQEAEN1T	20		3
DQEARC	0		1
DQEARCADID	24		2
DQEARCARSTE	63		2
DQEARCBUF	0		1
DQEARCCALLER	47		2
DQEARCDEST	1C		2
DQEARCEXDEST	5A		2

Name	Hex Offset	Hex Value	Level
DQEARCFLA1	49		2
DQEARCIA	34		2
DQEARCIADATE	34		3
DQEARCIATIME	3A		3
DQEARCJOBID	4		3
DQEARCJOBNA	C		3
DQEARCJRKEY	4		2
DQEARCOCC	3E		3
DQEARCOPIRET	62		2
DQEARCOPKEY	3E		2
DQEARCOPR	46		3
DQEARCPSTEPN	8		2
DQEARCRDRD	14		3
DQEARCRDRT	18		3
DQEARCSTEPN	0		2
DQEARCTYP	0		2
DQEARCUSER	52		2
DQEASEQ	20		2
DQEASID	46		2
DQEASIDW	3E		2
DQEASSNAM	2C		2
DQEASTART	36		2
DQEASTARTD	36		3
DQEASTARTT	3C		3
DQEASTAR1	E		2
DQEASTAR1D	E		3
DQEASTAR1T	14		3
DQEAWSID	22		2
DQEBLEN	14		2
DQEBLOT	24		2
DQEBPTR	10		2
DQEBRE	0		1
DQEBRE_CAN	0		2
DQEBRE_JOBID	C		2
DQEBRE_JOBNM	4		2
DQEBRE_RC	18		2
DQEBRE_TYPE	14		2
DQEBSE	0		1
DQEBSE_CAN	2C		2
DQEBSE_JOBID	24		2
DQEBSE_JOBNM	1C		2

Name	Hex Offset	Hex Value	Level
DQEBSE_RC	18		2
DQEBSE_RUNCP	0		2
DQEBSE_RUNLTP	A		2
DQEBSE_TODCP	2		2
DQEBSE_TODLTP	C		2
DQEBSE_TYPE	14		2
DQEBSNBR	28		2
DQEBSTOT	2A		2
DQEBS1	0		1
DQEBS1_CP	14		2
DQEBS1_CPRUN	0		2
DQEBS1_CPTOD	2		2
DQEBS1_CURJTSEQNO	18		2
DQEBS1_LT	15		2
DQEBS1_LTRUN	A		2
DQEBS1_LTTOD	C		2
DQEBS1_PHASE	1C		2
DQEBS1_REQ	16		2
DQEBS2	0		1
DQEBS2_CP	14		2
DQEBS2_CPRUN	0		2
DQEBS2_CPTOD	2		2
DQEBS2_ENDJTSEQNO	20		2
DQEBS2_LT	15		2
DQEBS2_LTRUN	A		2
DQEBS2_LTTOD	C		2
DQEBS2_REFRESH	17		2
DQEBS2_REQ	16		2
DQEBS2_RESENDCP	18		2
DQEBS2_RESENDJT	1A		2
DQEBS2_RESEDLTP	19		2
DQEBS2_STRJTSEQNO	1C		2
DQEBS2_TRLSEQNO	24		2
DQEBS3	0		1
DQEBS3_TYPE	0		2
DQECKP	46	80	3
DQECLJ	0		1
DQECLJOB	0		2
DQECMEXS	B	40	3
DQECMINI	0		1
DQECMJOB	0		2

Name	Hex Offset	Hex Value	Level
DQECMOCC	8		2
DQECMOPR	C		2
DQECMRT	10		2
DQECONFFILE	0		1
DQECRCOWNERDEST	8		2
DQECREAT	4		2
DQECRITIND	1D		2
DQECRT	0		1
DQECRTBUF	0		1
DQECR1	0		1
DQECYC	4		3
DQEDATA	2C		2
DQEDATE	4		3
DQEDEADL	2A		2
DQEDEADLD	2A		3
DQEDEADLT	30		3
DQEDESC	0		2
DQEDEST	18		2
DQEDO AUR1	A	40	3
DQEDSCLAS	5		2
DQEDTBDESTINDEX	10		2
DQEDURATION	4C		2
DQE ECBP	C		2
DQEEDP	8		2
DQEEDPREC	C		3
DQEEDPWCY	8		3
DQEEND	98		2
DQEEOPTP	50		2
DQEERRCODE	58		2
DQEERRCOD1	2C		2
DQEEVT	0		1
DQEEVTS	96		2
DQEEXR	14		2
DQEEXSTAT	5		2
DQEEXSTAT1	1		2
DQEFLAGS	B		2
DQEFLAGS1	94		2
DQEFLAGS2	6		2
DQEFLAGS3	7		2
DQEFLAGS4	A		2
DQEFLRES	B	80	3

Name	Hex Offset	Hex Value	Level
DQEFOP	0		1
DQEFOPNUM	4		2
DQEFOPCCNUM	0		2
DQEFOPPOP	8		2
DQEFOPOPNUM	8		3
DQEHIALIAS	0		2
DQEHIBCP	4B	80	3
DQEHIFLAGS	4B		2
DQEHIIA	40		2
DQEHIIAD	40		3
DQEHIIAT	46		3
DQEHIJOBNAME	38		2
DQEHITYPE	4A		2
DQEHIWSNAME	54		2
DQEHIXDTOKEN	4C		2
DQEHNADUR	58		2
DQEHNALIAS	0		2
DQEHNENDD	42		2
DQEHNENDT	4C		2
DQEHNERRC	38		2
DQEHNSTARTD	3C		2
DQEHNSTARTT	48		2
DQEHNSTATUS	5C		2
DQEHNXDTOKEN	50		2
DQEHSADID	0		3
DQEHSALIAS	30		2
DQEHSBUFF	0		1
DQEHSFLAGS	23		2
DQEHSIA	26		2
DQEHSIAD	26		3
DQEHSIAT	2C		3
DQEHSJOBNAME	40		3
DQEHSJSWS	10		3
DQEHSOCCTOKEN	30		3
DQEHSOPNO	20		3
DQEHSOPNUM	50		3
DQEHSRESUB	23	40	3
DQEHSRJOBNM	0		2
DQEHSRKEYZ	0		2
DQEHSSSNAME	4C		3
DQEHSSTOKEN	38		3



Name	Hex Offset	Hex Value	Level
DQEHSWSNAME	48		3
DQEHSZOS	23	80	3
DQEHTINCADID	0		2
DQEHTINCERRCODE	32		2
DQEHTINCE2E	3A	80	3
DQEHTINCE2ECODE	3C		2
DQEHTINCFLAGS	3A		2
DQEHTINCIA	18		2
DQEHTINCIAD	18		3
DQEHTINCIAT	1E		3
DQEHTINCIDENT	0		1
DQEHTINCJOBNAME	22		2
DQEHTINCJOBNUM	2A		2
DQEHTINCOPNO	14		2
DQEHTINCOPTTEXT	40		2
DQEHTINCSSNAME	36		2
DQEHTINCWS	10		2
DQEHTINFO	0		1
DQEHTJOBNAME	10		2
DQEHTNOTIFY	0		1
DQEHTOCCTOKEN	0		2
DQEHTOPNUM	20		2
DQEHTSSNAME	1C		2
DQEHTSUBSCR	0		1
DQEHTSUBTOKEN	8		2
DQEHTTPACTION	0		1
DQEHTUSER	24		2
DQEHTWSNAME	18		2
DQEINDPRED	18		2
DQEINPARR	1E		2
DQEINPARRD	1E		3
DQEINPARRT	24		3
DQEISFIRST	7	80	3
DQEISLAST	7	20	3
DQEJDEST	14		2
DQEJID	3E		2
DQEJOBENIX	10		2
DQEJOBENI1	4		2
DQEJOBN	C		2
DQEJOBNAME	8		2
DQEJOBNW	8		2

Name	Hex Offset	Hex Value	Level
DQEJOBPRTY	14		2
DQEJTX	0		1
DQEJTX_CPRUN	10		2
DQEJTX_CPTOD	14		2
DQEJTX_CURCPDD	24		2
DQEJTX_EXTRABUF	2		2
DQEJTX_JTDAT	8		2
DQEJTX_JTFIL	34		2
DQEJTX_JTFSENT	38		2
DQEJTX_JTID	3		2
DQEJTX_JTSEQNO	4		2
DQEJTX_JTTIM	C		2
DQEJTX_JTTYP	0		2
DQEJTX_LTRUN	12		2
DQEJTX_LTTOD	1C		2
DQEJTX_ORIGBKD	2C		2
DQEJTX_ORIGBKT	30		2
DQELSTART	E		2
DQELSTARTD	E		3
DQELSTARTT	14		3
DQEMANHELD	6	40	3
DQEMHELDCH	6	20	3
DQENCKPT	B	20	3
DQENETID	54		2
DQENETLU	5C		2
DQENNUM	0		2
DQENOEDP	B	08	3
DQENOPCH	6	10	3
DQENOPEP	6	80	3
DQENREC	14		2
DQECCIDX	54		3
DQECCID1	28		3
DQECCCTOK1	48		4
DQECCCTOK2	4C		4
DQEOCIA	2C		2
DQEOCIAD	2C		3
DQEOCIAT	32		3
DQEOCIAW	2C		2
DQEOLDSTAT	1C		2
DQEOLDSTA1	9		2
DQEOPIA	18		2

Name	Hex Offset	Hex Value	Level
DQEOPIACH	6	02	3
DQEOPIAD	18		3
DQEOPIAT	1E		3
DQEOPNUM	36		2
DQEOPNUMW	36		2
DQEOPRIDX	57		3
DQEOPRID1	2B		3
DQEOPRKEY	54		2
DQEOPRKE1	28		2
DQEPACE	B	10	3
DQEPOCCIDX	5C		3
DQEPOPRIDX	5F		3
DQEPOS	4		2
DQEPREKEY	5C		2
DQEPROMOTE	46	40	3
DQEPSTEPNAME	45		2
DQEPSU	0		1
DQEPSUADID	17		3
DQEPSUCALLER	4		3
DQEPSUCOMMON	4		2
DQEPSUEXDEST	4D		2
DQEPSUFLA1	55		2
DQEPSUIA	27		3
DQEPSUIADATE	27		4
DQEPSUIATIME	2D		4
DQEPSUJOBNA	6		3
DQEPSUOCC	E		4
DQEPSUOPKEY	E		3
DQEPSUOPR	16		4
DQEPSUTOKEN	39		2
DQEPSUTYP	0		2
DQEPSUUSER	31		2
DQERASK	11	80	3
DQERCNJE	10		2
DQERCOLD	11	40	3
DQERDLTE	11	20	3
DQERDRN	2		2
DQEREC	8		3
DQEREL	0		1
DQERELD	C		2
DQEREQTYPE	15		2

Name	Hex Offset	Hex Value	Level
DQEREQTYP1	8		2
DQEREQUESTCRC	4		2
DQEREQUESTTYPE	0		2
DQERETCW	40		2
DQERFLG1	11		2
DQERFP	0		1
DQERFPD	0		2
DQERFW	0		1
DQERFWDEST	0		2
DQERFWNNUM	10		2
DQERJBID	8		2
DQERJBNM	0		2
DQERMAX	20		2
DQEROJID	28		2
DQERONJE	18		2
DQERSEQ	10		2
DQERSET	11	10	3
DQERSL	0		1
DQERSLDN	0		2
DQERSLSSN	8		2
DQERSNCW	44		2
DQERSSEQ	0		1
DQERSSNAM	C		2
DQERUS	0		2
DQERWSID	0		2
DQESDEST	5C		3
DQESOCKETDOMAIN	4		2
DQESOCKETIDPTR	0		2
DQESPIN	B	01	3
DQESP131	94	80	3
DQESSEQ	3C		2
DQESSEQW	3C		2
DQESSNAM	38		2
DQESSNAMW	38		2
DQESTATUS	4		2
DQESTATU1	0		2
DQESTEPNAME	3D		2
DQESUB	0		1
DQESUBTOKEN	54		3
DQESVCNW	10		2
DQETCPIP	0		1

Name	Hex Offset	Hex Value	Level
DQETIME	8		3
DQETMDCH	6	08	3
DQETMDEP	6	04	3
DQETOKEN	4C		3
DQETOKEN_FULL	48		2
DQETOKEN_PRE	48		3
DQETSO	4		2
DQETSOW	0		2
DQETYPE	8		2
DQEURGCH1	A	80	3
DQEVER	4		2
DQEWLM	0		1
DQEWLMCLASS	6		2
DQEWLMPOL	0		2
DQEWLMPRO1	A	20	3
DQEWS	0		2
DQEWSEQ	12		2
DQEWSID	18		2
DQEWSIDW	18		2
DQE23PSUS	B	02	3
PSU_ASKSIMGDG	55	01	3
PSU_BESTSTEP	55	02	3
PSU_DSLEN	58		2
PSU_EXPJCL	55	80	3
PSU_GDGLLEN	5B		2
PSU_JCLLEN	60		2
PSU_OPERINFO	55	20	3
PSU_ROOT	55	04	3
PSU_ROOTLEN	5E		2
PSU_SIMGDG	55	08	3
PSU_SLEN	56		2
PSU_SUSPEND	55	40	3
PSU_USERSYS	55	10	3

## EMP - event manager parameters

Name : DCLEMP

### Function:

This segment declares an Event Manager Parameter area. This control block is built, initialized, and freed by the Event Manager subtask and by callers of the event handler subroutine.

Offsets					
Dec	Hex	Type	Len	Name (Dim)	Description
0	(0)	STRUCTURE	432	EMP	event manager parameters
0	(0)	CHARACTER	4	EMPDESC	block descriptor = 'EMP '
4	(4)	CHARACTER	2	EMPVER	block mapping version
6	(6)	BITSTRING	2	EMPFLAGS	event manager flags
6	(6)	BITSTRING	1	EMPFLAG1	event manager flag1
		1... ....		EMPJNTW	jnt will be replaced
		.1.. ....		EMPJNTC	jnt will be reset
		..1. ....		EMPLATE	no more delay for cur evt
		...1 ....		EMPMANR	a manual request
		.... 1...		EMPMCP	mcp built this block
		.... .1..		EMPDELOP	corresp oper deleted
		.... ..1.		EMPRSTRT	job has been restarted
		.... ...1		EMPB5SKP	b5 event skipped
7	(7)	BITSTRING	1	EMPFLAG2	event manager flag2
		1... ....		EMPJRPFL	JNR=Y trigger
		.1.. ....		EMP3PREP	3P event reprocessed
		..1. ....		EMPSRASC	sr avail status change
		...1 ....		EMPJRNFL	JNR=N trigger
		.... 1...		EMPUSEV	user event flag
		.... .1..		EMPSRAVA	sr avail is yes
		.... ..1.		EMPNOLOG	don't log
		.... ...1		EMP3P	3P event
8	(8)	BITSTRING	4	EMPTMECB	timer ecb
12	(C)	ADDRESS	4	EMPMCAP	mca address
16	(10)	ADDRESS	4	EMPDTOP	1st delayed exit record
20	(14)	ADDRESS	4	EMPJNTP	jnt buffer address
24	(18)	ADDRESS	4	EMPOP RP	cp oper record address
28	(1C)	ADDRESS	4	EMPOCCP	cp occ record address
32	(20)	ADDRESS	4	EMPWRKP	cp work record address
36	(24)	ADDRESS	4	EMPDOAP	current doa ptr or 0
40	(28)	ADDRESS	4	EMPNMMB	normal mode mgr params
44	(2C)	ADDRESS	4	EMPPERF	ev mgr performance
48	(30)	ADDRESS	4	EMPEDATA	address of ext data
52	(34)	CHARACTER	4	EMPSTIM	timer ID
56	(38)	UNSIGNED	4	EMPDUR	event duration (sec)
60	(3C)	CHARACTER	8	EMPSTAMP	event time stamp
60	(3C)	SIGNED	4	EMPDATE	event date (00yydddf)
64	(40)	SIGNED	4	EMPTIME	event time (secs*100)
68	(44)	SIGNED	4	EMPBSIZE	current plan buffer size
72	(48)	SIGNED	4	EMPESIZE	ext data size
76	(4C)	ADDRESS	4	EMPDQEP	address of curr DQE
80	(50)	ADDRESS	4	EMPEQEP	address of eqe
84	(54)	ADDRESS	4	EMPEXRP	ptr to exit record
88	(58)	CHARACTER	10	EMPCLOCK	event time (yymmddhhmm)
88	(58)	CHARACTER	6	EMPYMMDD	event date (yymmdd)

Offsets					
Dec	Hex	Type	Len	Name (Dim)	Description
94	(5E)	CHARACTER	4	EMPHHMM	event time (hhmm)
98	(62)	CHARACTER	4	EMPINDEX	operation index
98	(62)	UNSIGNED	3	EMPOCCN	occurrence number
101	(65)	UNSIGNED	1	EMPOPRN	operation number
102	(66)	SIGNED	2	EMPNETID	current net number
104	(68)	CHARACTER	8	EMPUSER	dialog user name
112	(70)	CHARACTER	1	EMPSIGN	return code sign
113	(71)	BITSTRING	1	EMPFLAG3	event manager flag3
		1... ..		EMP23PSUS	A2 A3P susp ETT
		.1.. ..		EMPOPCSUB	submitted by OPC
		..1. ....		EMPZTWE	call ztwe from EM
		...1 ....		EMPFLUSH0EVE	flush '0' events
		.... 1...		EMPTWSNORELEASEOCC	NO release OCC in IWS
		.... .1..		EMPJ4RECEIVED	IJ4 processing
		.... ..1.		EMPDOAURG	to be used by MCP ON old DOA was URGENT
		.... ..1		EMPEMUSR8	ON emusr RC=8
114	(72)	CHARACTER	4	EMPCODE	operation error code
118	(76)	CHARACTER	1	EMPSTAT	new operation status
119	(77)	CHARACTER	1	EMPCOM	jes command character
120	(78)	CHARACTER	8	EMPJOB	current job name
128	(80)	CHARACTER	8	EMPJNUM	current job number
136	(88)	CHARACTER	64	EMPEXIT	timer exit
200	(C8)	BITSTRING	1	EMPFLAG4	event manager flag4
		1... ..		EMPNOETT	NO add a new ETT
		.1.. ..		EMPWTO	
		..1. ....		EMPLOGGED	
		...1 ....		EMPSHADOWB	on=ready bind requested
		.... 1...		EMPPARALLELOPER	Paralle Operation
		.... .1..		EMPZCE2EJOB	
		.... ..1.		*	
		.... ..1		*	
201	(C9)	BITSTRING	1	EMPFLAG5	event manager flag5
		1... ..		EMPEMUSR	caller is emusr

### STEP AWARENESS flags

Offsets					
Dec	Hex	Type	Len	Name (Dim)	Description
		.1.. ..		EMPRELONLY	
		..1. ....		EMPA1OA2LOG	A1 or A2 logged
		...1 ....		EMPA3SLOG	A3S logged

Offsets					
Dec	Hex	Type	Len	Name (Dim)	Description
		.... 1111		*	
202	(CA)	CHARACTER	10	EMPDTTM	date and time
202	(CA)	CHARACTER	6	EMPDT	date yymmdd
208	(D0)	SIGNED	4	EMPTM	time 100th of sec
212	(D4)	SIGNED	4	EMPCODEFIX	IWS numeric errc
216	(D8)	ADDRESS	4	EMPCNDP	addr work cond
220	(DC)	CHARACTER	2	*	free

### Offsets

Dec	Hex	Type	Len	Name (Dim)	Description
222	(DE)	CHARACTER	8	EMPETTJOBN	ETT job name
230	(E6)	CHARACTER	1	EMPETTYP	ETT type (J or R)
231	(E7)	CHARACTER	44	EMPETTCRIT	ETT criteria
275	(113)	CHARACTER	44	EMPETTEVNAM	ETT full event name
319	(13F)	UNSIGNED	1	EMPETTGDGL	Length of GDG DS root
320	(140)	CHARACTER	8	EMPSTRTIME	Start time for delay
328	(148)	ADDRESS	4	EMPMCPTRLP	ptr to cond trl chain-MCP
332	(14C)	ADDRESS	4	EMPCNDLP	ptr to cond id chain
336	(150)	ADDRESS	4	EMPCODPTR	MSG E031I
340	(154)	ADDRESS	4	EMPEMTRLP	ptr to cond trl chain(EM)
344	(158)	ADDRESS	4	EMPUSRFP	addr work usrf
348	(15C)	ADDRESS	4	EMPXD02P	addr work xd02
352	(160)	ADDRESS	4	EMPOUCP	ptr to OUC comm area

### STEP AWARENESS info

#### Offsets

Dec	Hex	Type	Len	Name (Dim)	Description
356	(164)	CHARACTER	4	EMPLOGKEY	
356	(164)	UNSIGNED	3	EMPLOGOCC	
359	(167)	UNSIGNED	1	EMPLOGOPR	
360	(168)	CHARACTER	1	EMPLOGTYP	trltyp29

#### Offsets

Dec	Hex	Type	Len	Name (Dim)	Description
361	(169)	CHARACTER	71	*	free
432	(1B0)	CHARACTER		EMPEND	end of emp

## Cross reference

Name	Hex Offset	Hex Value	Level
EMP	0		1
EMPA1OA2LOG	C9	20	3
EMPA3SLOG	C9	10	3
EMPBSIZE	44		2
EMPB5SKP	6	01	4
EMPCLOCK	58		2
EMPCNDLP	14C		2
EMPCNDP	D8		2
EMPCODE	72		2
EMPCODEFIX	D4		2
EMPCODPTR	150		2
EMPCOM	77		2
EMPDATE	3C		3
EMPDELOP	6	04	4
EMPDESC	0		2



Name	Hex Offset	Hex Value	Level
EMPDOAP	24		2
EMPDOAURG	71	02	3
EMPDQEP	4C		2
EMPDT	CA		3
EMPDTOP	10		2
EMPDTTM	CA		2
EMPDUR	38		2
EMPEDATA	30		2
EMPEMTRLP	154		2
EMPEMUSR	C9	80	3
EMPEMUSR8	71	01	3
EMPEND	1B0		2
EMPEQEP	50		2
EMPESIZE	48		2
EMPETTCRIT	E7		2
EMPETTEVNAM	113		2
EMPETTGDGL	13F		2
EMPETTJOBN	DE		2
EMPETTTYP	E6		2
EMPEXIT	88		2
EMPEXRP	54		2
EMPFLAGS	6		2
EMPFLAG1	6		3
EMPFLAG2	7		3
EMPFLAG3	71		2
EMPFLAG4	C8		2
EMPFLAG5	C9		2
EMPFLUSH0EVE	71	10	3
EMPHHMM	5E		3
EMPINDEX	62		2
EMPJNTC	6	40	4
EMPJNTP	14		2
EMPJNTW	6	80	4
EMPJNUM	80		2
EMPJOBN	78		2
EMPJRNFL	7	10	4
EMPJRPFL	7	80	4
EMPJ4RECEIVED	71	04	3
EMPLATE	6	20	4
EMPLOGGED	C8	20	3
EMPLOGKEY	164		2

Name	Hex Offset	Hex Value	Level
EMPLOGOCC	164		3
EMPLOGOPR	167		3
EMPLOGTYP	168		2
EMPMANR	6	10	4
EMPMCAB	C		2
EMPMCP	6	08	4
EMPMCPTRLP	148		2
EMPNETID	66		2
EMPNMMB	28		2
EMPNOETT	C8	80	3
EMPNOLOG	7	02	4
EMPOCCN	62		3
EMPOCCP	1C		2
EMPOPCSUB	71	40	3
EMPOPRN	65		3
EMPOPRP	18		2
EMPOUCP	160		2
EMPPARALLELOPER	C8	08	3
EMPPERF	2C		2
EMPRELONLY	C9	40	3
EMPRSTRT	6	02	4
EMPSHADOWB	C8	10	3
EMPSIGN	70		2
EMPSRASC	7	20	4
EMPSRAVA	7	04	4
EMPSTAMP	3C		2
EMPSTAT	76		2
EMPSTIM	34		2
EMPSTRTIME	140		2
EMPTIME	40		3
EMPTM	D0		3
EMPTMECB	8		2
EMPTWSNORELEASEOCC	71	08	3
EMPUSER	68		2
EMPUSEV	7	08	4
EMPUSRFP	158		2
EMPVER	4		2
EMPWRKP	20		2
EMPWTO	C8	40	3
EMPXD02P	15C		2
EMPYMMDD	58		3

Name	Hex Offset	Hex Value	Level
EMPZCE2EJOB	C8	04	3
EMPZTWE	71	20	3
EMP23PSUS	71	80	3
EMP3P	7	01	4
EMP3PREP	7	40	4

---

## EPR - Event data set positions

Name : DCLEPR

Function:

This segment declares the scheduler event data set position record. The third record on the first track of the checkpoint data set is always the EPR for the scheduler host system. The following records are EPR records for remote nodes. The order of the EPR records is the same as the order of the scheduler node names in the NNN record.

Offsets					
Dec	Hex	Type	Len	Name (Dim)	Description
0	(0)	STRUCTURE	152	EPR	THE SCHEDULER EVENT DS POSITIONS
0	(0)	CHARACTER	4	EPRDESC	BLOCK DESCRIPTOR = 'EPR '
4	(4)	CHARACTER	2	EPRVER	BLOCK MAPPING VERSION
6	(6)	BITSTRING	2	*	RESERVED
8	(8)	CHARACTER	8	EPRNODE	NODE NAME (HOST = 0)
16	(10)	SIGNED	4	* (2)	RESERVED (INIT TO ZERO)
24	(18)	CHARACTER	128	EPRTABLE	DATA SET POSITION TABLE
24	(18)	CHARACTER	8	EPRPOS (16)	MAX 16 EVENT DS PER NODE
24	(18)	SIGNED	4	EPRWCY#	WRITE CYCLE NUMBER
28	(1C)	SIGNED	4	EPRREC#	RECORD # OF LAST RECORD
152	(98)	CHARACTER		EPREND	END OF EPR

## Cross reference

Name	Hex Offset	Hex Value	Level
EPR	0		1
EPRDESC	0		2
EPREND	98		2
EPRNODE	8		2
EPRPOS	18		3
EPRREC#	1C		4
EPRTABLE	18		2
EPRVER	4		2
EPRWCY#	18		4

---

## EQE - Event queue element

Name : DCLEQE

**Function:**

This segment declares a scheduler event queue element. EQEs are chained to the event manager queue by event readers and by the host task. EQEs are dequeued by the event manager (host) or by ncf (remote). The EQE is included in TRL24 records.

Offsets					
Dec	Hex	Type	Len	Name (Dim)	Description
0	(0)	STRUCTURE	120	EQE	EVENT QUEUE ENTRY
0	(0)	CHARACTER	4	EQEDESC	BLOCK DESCRIPTOR = 'EQE '
4	(4)	CHARACTER	2	EQEVER	BLOCK MAPPING VERSION
6	(6)	BITSTRING	2	*	RESERVED
8	(8)	SIGNED	4	EQENODE	NODE NUMBER
12	(C)	SIGNED	4	EQERDRN	EVENT READER NUM IN NODE
16	(10)	CHARACTER	8	EQEPOS	EVENT DS POSITION
16	(10)	SIGNED	4	EQECYC#	WRITE CYCLE NUMBER
20	(14)	SIGNED	4	EQEREC#	RECORD NUMBER IN CYCLE
24	(18)	CHARACTER	8	EQERELDD	SU/RE DDNAME OR ZERO
32	(20)	CHARACTER	80	EQEEXR	EXIT RECORD, SEE DCLEXR
112	(70)	ADDRESS	4	EQECMIP	ADDRESS OF CAT MGT
116	(74)	SIGNED	4	EQECMIL	LENGTH OF STG POINTED TO BY EQECMIP
120	(78)	CHARACTER		EQEEND	END OF EQE

### Cross reference

Name	Hex Offset	Hex Value	Level
EQE	0		1
EQECMIL	74		2
EQECMIP	70		2
EQECYC#	10		3
EQEDESC	0		2
EQEEND	78		2
EQEEXR	20		2
EQENODE	8		2
EQEPOS	10		2
EQERDRN	C		2
EQEREC#	14		3
EQERELDD	18		2
EQEVER	4		2

## ERR - Error statistics control block

Name : DCLERR

Function:

This segment describes the error statistics control block.

Offsets					
Dec	Hex	Type	Len	Name (Dim)	Description
0	(0)	STRUCTURE	72	ERR	
0	(0)	ADDRESS	4	ERRFRWD	ERR CB'
4	(4)	CHARACTER	4	ERRCODE	ERROR CODE TOTAL=HEX'0000'
8	(8)	SIGNED	4	ERRDUR	OCC ERROR DURATION
12	(C)	SIGNED	4	ERRTDUR	TOTAL ERROR DURATION
16	(10)	SIGNED	4	ERRRDUR	TOTAL RERUN DURATION
20	(14)	SIGNED	2	ERR#	NO OF ERRORS
22	(16)	CHARACTER	1	ERRST	BIT SWITCHES
				ERREX	ERROR CODE FOR OCC EXIST
				*	NOT USED
23	(17)	CHARACTER	1	*	FREE
24	(18)	CHARACTER	6	ERRWSID	WORKSTATION ID
24	(18)	CHARACTER	4	ERRWSIDN	WORKSTATION ID
28	(1C)	SIGNED	2	ERRWSIDO	WORKSTATION OP NUMBER
30	(1E)	CHARACTER	24	ERROPTXT	OPERATION TEXT
54	(36)	CHARACTER	8	ERRJBNM	JOB NAME
62	(3E)	CHARACTER	10	*	RESERVED
72	(48)	CHARACTER		*	END OF ERROR TABLE

### Cross reference

Name	Hex Offset	Hex Value	Level
ERR	0		1
ERR#	14		2
ERRCODE	4		2
ERRDUR	8		2
ERREX	16	80	2
ERRFRWD	0		2
ERRJBNM	36		2
ERROPTXT	1E		2
ERRDUR	10		2
ERRST	16		2
ERRTDUR	C		2
ERRWSID	18		2
ERRWSIDN	18		3
ERRWSIDO	1C		3

## ERRS - Error statistics report record in DP

Name : DCLERRS

Function:

Describes layout of error statistics report record. Representing report data on occurrences which had one/more restarted operations before completion. The records have the standard recsize and keysize of DPIN records.

Offsets					
Dec	Hex	Type	Len	Name (Dim)	Description
0	(0)	STRUCTURE	270	ERSAREA	ERS RECORD
0	(0)	CHARACTER	114	ERSKEY	KEY
0	(0)	SIGNED	2	ERSTYPE	TYPE IS ALWAYS 8
2	(2)	CHARACTER	34	*	
36	(24)	CHARACTER	4	ERSCODE	ERROR CODE
40	(28)	CHARACTER	26	ERSOCC	OCCURANCE IDENTIFICATION
40	(28)	CHARACTER	16	ERSADID	APPLICATION IDENTIFICATION
40	(28)	CHARACTER	1	ERSSUM	SUM PER ERROR: 1 AND
41	(29)	CHARACTER	15	*	TOTAL SUM : 9
56	(38)	CHARACTER	10	ERSOPIA	PLANNED OCC INPUT ARRIVAL
56	(38)	CHARACTER	6	ERSOPIAD	DAY (YYMMDD)
56	(38)	CHARACTER	4	ERSOPIAY	
60	(3C)	CHARACTER	2	ERSOPIAE	( DD)
62	(3E)	CHARACTER	4	ERSOPIAT	TIME (HHMM)
62	(3E)	CHARACTER	2	ERSOPIAH	TIME (HH )
64	(40)	CHARACTER	2	ERSOPIAM	TIME ( MM)
66	(42)	CHARACTER	14	*	SPARE
80	(50)	CHARACTER	16	ERSOWID	OWNER ID
96	(60)	CHARACTER	18	*	TO FILL UP THE KEY
114	(72)	CHARACTER	81	ERSDATA	DATA PART OF ERS RECORD
114	(72)	CHARACTER	24	ERSOTXT	APPLICATION TEXT
138	(8A)	CHARACTER	1	ERSOPRI	PRIORITY
139	(8B)	CHARACTER	1	*	FREE
140	(8C)	CHARACTER	6	ERSWSID	WSID OF FAILING OPERATION
140	(8C)	CHARACTER	4	ERSWSIDS	WORKSTATION NAME
144	(90)	SIGNED	2	ERSWSIDN	OPERATION NUMBER
146	(92)	CHARACTER	24	ERSOPTXT	OPERATION TEXT
170	(AA)	CHARACTER	8	ERSJBNM	JOBNAME
178	(B2)	CHARACTER	6	ERSEDUR	OPER. ERROR DURATION
178	(B2)	CHARACTER	4	ERSEDURH	TIME (HHHH )
182	(B6)	CHARACTER	2	ERSEDURM	( MM)
184	(B8)	CHARACTER	6	ERSRDUR	OPER. RERUN DURATION
184	(B8)	CHARACTER	4	ERSRDURH	TIME (HHHH )
188	(BC)	CHARACTER	2	ERSRDURM	( MM)
190	(BE)	CHARACTER	5	ERSERRNM	NUMBER OF ERROR
195	(C3)	CHARACTER	75	*	FILLER TO RECSIZE

### Cross reference

Name	Hex Offset	Hex Value	Level
ERSADID	28		4
ERSAREA	0		1
ERSCODE	24		3
ERSDATA	72		2

Name	Hex Offset	Hex Value	Level
ERSEDUR	B2		3
ERSEDURH	B2		4
ERSEDURM	B6		4
ERSERRNM	BE		3
ERSJBNM	AA		3
ERSKEY	0		2
ERSOCC	28		3
ERSOPIA	38		4
ERSOPIAD	38		5
ERSOPIAE	3C		6
ERSOPIAH	3E		6
ERSOPIAM	40		6
ERSOPIAT	3E		5
ERSOPIAY	38		6
ERSOPRI	8A		3
ERSOPTXT	92		3
ERSOTXT	72		3
ERSOWID	50		3
ERSRDUR	B8		3
ERSRDURH	B8		4
ERSRDURM	BC		4
ERSSUM	28		5
ERSTYPE	0		3
ERSWSID	8C		3
ERSWSIDN	90		4
ERSWSIDS	8C		4

---

## ESP - Event split record

Name : DCLESP

Function:

This segment declares a split event record. Event types 2, 3J, and 3P can be sent as a split event.

Offsets		Type	Len	Name (Dim)	Description
Dec	Hex				
0	(0)	STRUCTURE	80	ESP	ESP head or continuation
0	(0)	CHARACTER	1	ESP_exrtyp	event type = N
1	(1)	CHARACTER	1	ESP_type	type of ESP F = first head ESP N = continued ESP
2	(2)	CHARACTER	1	ESP_sys	contained event type blank === above MUST match DCLEXR ==
3	(3)	CHARACTER	3	ESP_dqetype	actual contained event type
6	(6)	SIGNED	2	ESP_seqF	ESP F-type sequence number

Offsets					
Dec	Hex	Type	Len	Name (Dim)	Description
8	(8)	SIGNED	4	ESP_seqN	ESP N-type sequence number
12	(C)	SIGNED	4	ESP_seqT	ESP seq totals
16	(10)	ADDRESS	4	ESP_extptr	address of data buffer NULL
20	(14)	SIGNED	4	ESP_datasize	Total size in buffer when ESP on WRTQ, and for F-type. Data size for N-types.
24	(18)	UNSIGNED	1	ESP_sp	subpool number for ext buffer
25	(19)	CHARACTER	1	ESP_flags	a flag byte
		1... ....		ESP_app	APP extension buffer
		.111 1111		*	reserved
26	(1A)	CHARACTER	50	ESP_data	actual event data
76	(4C)	CHARACTER	4	ESP_id	event identification (offs 76)
80	(50)	CHARACTER		ESP_xdata0	eXtended data portion plachold

## Cross reference

Name	Hex Offset	Hex Value	Level
ESP	0		1
ESP_app	19	80	3
ESP_data	1A		2
ESP_datasize	14		2
ESP_dqetype	3		2
ESP_exrtyp	0		2
ESP_extptr	10		2
ESP_flags	19		2
ESP_id	4C		2
ESP_seqF	6		2
ESP_seqN	8		2
ESP_seqT	C		2
ESP_sp	18		2
ESP_syst	2		2
ESP_type	1		2
ESP_xdata0	50		2

## ETC - ETT criteria record

Name : DCLETC

Function:

This segment declares the Event-triggered-tracking criteria record physically located in the side-information file (EQQSIDS).

Offsets					
Dec	Hex	Type	Len	Name (Dim)	Description
0	(0)	STRUCTURE	128	ETC	ETT TRACKING CRITERIA REC
0	(0)	CHARACTER	64	ETCKEY	KEY



Offsets					
Dec	Hex	Type	Len	Name (Dim)	Description
0	(0)	CHARACTER	1	ETCTYPE	RECORD TYPE = EVENT TYPE 2 -> JOB, 3 -> RESOURCE
1	(1)	CHARACTER	44	ETCNAME	NAME OF TRIGGERING EVENT
45	(2D)	CHARACTER	19	*	RESERVED
64	(40)	CHARACTER	64	ETCDATA	DATA
64	(40)	CHARACTER	4	ETCDESC	RECORD DESCRIPTOR = 'ETC '
68	(44)	CHARACTER	2	ETCVERS	RECORD VERSION
70	(46)	CHARACTER	1	*	RESERVED
71	(47)	CHARACTER	16	ETCAPPL	CORRESPONDING APPLICATION
87	(57)	CHARACTER	1	ETCJREP	JOB REPLACE: Y=YES, N=NO
88	(58)	CHARACTER	8	ETCLUSER	USER THAT LAST UPDATED
96	(60)	CHARACTER	6	ETCLDATE	DATE OF LAST UPDATE
102	(66)	CHARACTER	4	ETCLTIME	TIME OF LAST UPDATE
106	(6A)	CHARACTER	8	ETCGROUP	AUTHORITY GROUP
114	(72)	CHARACTER	1	ETCDEPR	DEP RESOLUTION: Y=YES,N=NO
115	(73)	CHARACTER	1	ETCASSW	AVAIL STATUS: Y=YES,N=NO
116	(74)	CHARACTER	4	ETCSPARE	RESERVED
120	(78)	CHARACTER	8	ETCLUTS	LAST UPDATE TIMESTAMP
128	(80)	CHARACTER		ETCEND	END OF ETC

## Cross reference

Name	Hex Offset	Hex Value	Level
ETC	0		1
ETCAPPL	47		3
ETCASSW	73		3
ETCDATA	40		2
ETCDEPR	72		3
ETCDESC	40		3
ETCEND	80		2
ETCGROUP	6A		3
ETCJREP	57		3
ETCKEY	0		2
ETCLDATE	60		3
ETCLTIME	66		3
ETCLUSER	58		3
ETCLUTS	78		3
ETCNAME	1		3
ETCSPARE	74		3
ETCTYPE	0		3
ETCVERS	44		3

---

## EVE - IBM Workload Scheduler events

Name : DCLEVE  
Function:

This segment declares the IBM Workload Scheduler events record.

This layout maps the records of the EQQTWSOU, EQQTWSIN and EQQOUCV files.

In the EQQTWSOU, EQQTWSIN and EQQOUCV data sets, the first record is only and always the header event. It is mapped with the EVEHEADER structure. In the EVEHEADER structure, the EVESPECIALOFFSET and EVEJOBSSUBMISSION fields are present only in the EQQTWSOU file.

From the second to the last record, the EVERECORD structure is used; it maps the first 24 bytes. From the 25th byte onwards, the record is mapped using the DCLEX0 layout.

**Note:** If a Symphony renew batch job fails and message EQQ3096E is displayed, check in the TWSOU file that the value stored in the EVENEXTTOWREAD field is greater than the value stored in the EVENEXTTOWRITE field. If not, the error is due to a timing problem between the controller and server tasks. Wait for a while before running the Symphony renew batch job again. These files do not overwrite unprocessed records when they become full.

**Offsets**

Dec	Hex	Type	Len	Name (Dim)	Description
0	(0)	STRUCTURE	8	EVEGENERIC	GENERIC DS RECORD
0	(0)	CHARACTER	8	EVERECORDKEY	RECORD KEY
0	(0)	CHARACTER	4	EVERECTYPE	RECORD TYPE
4	(4)	SIGNED	4	EVERECNUM	PHYSICAL RECORD NUMBER (0=HDR)
8	(8)	CHARACTER		EVERECDEP	RECORD DEPENDENT DATA

**Offsets**

Dec	Hex	Type	Len	Name (Dim)	Description
0	(0)	STRUCTURE	32	EVEHEADER	HEADER RECORD
0	(0)	SIGNED	4	*(2)	RECORD KEY
8	(8)	SIGNED	4	EVEWRTCYCNUM	LAST WRITE CYCLE NUMBER
12	(C)	SIGNED	4	EVEREADCYCNUM	LAST READ CYCLE NUMBER
16	(10)	SIGNED	4	EVEMAXNUM	MAX RECORD NUMBER EXCL HEADER
20	(14)	SIGNED	4	EVETRCAP	TRACK CAPACITY IN RECORDS
24	(18)	SIGNED	4	EVENEXTTOWRITE	NEXT RECORD TO WRITE
28	(1C)	SIGNED	4	EVENEXTTOWREAD	NEXT RECORD TO READ
32	(20)	SIGNED	4	EVESPECIALOFFSET	SPECIAL EVENT OFFSET
36	(24)	CHARACTER	1	EVEJOBSSUBMISSION	JOB SUBMISSION (A/D)
37	(25)	CHARACTER	1	EVEDSNAMETYPE	DATASET NAME ID (I/O)
38	(26)	CHARACTER	1	EVEREFRESHOUCDEST	REFRESH OUC DESTS (Y/N)
39	(27)	CHARACTER	1	*	FREE
40	(28)	SIGNED	4	EVEEMSYNCPNEXTT OREAD	SYNC RECORD
44	(2C)	SIGNED	4	EVEEMSYNCPREADC YCNUM	SYNC CYCLE NUMBER

**Offsets**

Dec	Hex	Type	Len	Name (Dim)	Description
0	(0)	STRUCTURE	*	EVERECORD	EVENT RECORD
0	(0)	CHARACTER	24	EVERECORD COMMONPART	EVENT RECORD COMMON PART
0	(0)	SIGNED	4	*(2)	RECORD KEY

Offsets					
Dec	Hex	Type	Len	Name (Dim)	Description
8	(8)	SIGNED	4	EVERECWRTCYCNUM	RECORD WRITE CYCLE NUMBER
12	(C)	UNSIGNED	2	EVESEQNUMBER	SEQUENCE NUMBER WITHIN JOBLOG: 0=NO JOBLOG
14	(E)	UNSIGNED	2	EVELOGSIZE	SIZE OF JOBLOG
16	(10)	CHARACTER	8	ESTMPTOD	TIME OF DAY IN MILLISECS
24	(18)	CHARACTER	*	EVERECORDDATA	RECORD DEPENDENT DATA

## Cross reference

Name	Hex Offset	Hex Value	Level
EVEEMSYNCSNEXTTTOREAD	28		2
EVEEMSYNCREADCYCNUM	2C		2
EVEGENERIC	0		1
EVEHEADER	0		1
EVEJOBSSUBMISSION	24		2
EVELOGSIZE	E		3
EVEMAXNUM	10		2
EVENEXTTTOREAD	1C		2
EVENEXTTOWRITE	18		2
EVEREADCYCNUM	C		2
EVERECDEP	8		3
EVERECNUM	4		3
EVERECORD	0		1
EVERECORDCOMMONPART	0		2
EVERECORDDATA	18		2
EVERECORDKEY	0		2
EVERECTYPE	0		3
EVERECWRTCYCNUM	8		3
EVESEQNUMBER	C		3
EVESPECIALOFFSET	20		2
ESTMPTOD	10		3
EVETRCAP	14		2
EVEWRTCYCNUM	8		2

---

## EVT - Event and SUBREL data set record

Name : DCLEVT

Function:

This segment declares the layout of the event data set and submit release data set.

Offsets					
Dec	Hex	Type	Len	Name (Dim)	Description
0	(0)	STRUCTURE	820	EVT	EVENT RECORD
0	(0)	CHARACTER	20	EVTKEY	EVENT RECORD KEY
0	(0)	SIGNED	4	EVTREC#	PHYSICAL RECORD NO (0=HDR)
4	(4)	SIGNED	4	*	USED ONLY IN EV DS 2 HDR
4	(4)	SIGNED	2	EVT2REC#	EV DS 2 READ RECORD NUMBER
6	(6)	SIGNED	2	EVT2CYC#	EV DS 2 READ CYCLE NUMBER
8	(8)	SIGNED	4	EVTCYC#	WRITE CYCLE NO 0 1 ... = 0 FOR HEADER
12	(C)	SIGNED	4	EVTMAX#	MAX #RCDS EXCL HDR = 0 FOR NON-HEADER
16	(10)	SIGNED	4	EVTTRCAP	TRACK CAPACITY IN RCDS = 0 FOR NON-HEADER
20	(14)	CHARACTER	80	EVTEXR (10)	EXIT RECORD (SEE DCLEXR)
20	(14)	CHARACTER	80	EVTSUR	SUBMIT RECORD (SEE DCLSUR)
20	(14)	CHARACTER	80	EVTREL	RELEASE RECORD(SEE DCLREL) BLANK FOR HEADER & CYCLE0

## Event data set header record

Offsets					
Dec	Hex	Type	Len	Name (Dim)	Description
0	(0)	STRUCTURE	*	*	EVDS HEADER RECORD KEY
0	(0)	CHARACTER	*	EVTCKPT	CKPT RECORD (REC 0)
0	(0)	BITSTRING	1	EVTFLAGS	RESERVED
1	(1)	UNSIGNED	1	EVTRSSEQ#	REQUEST #
2	(2)	CHARACTER	6	EVTCKPTE (*)	CHECKPOINT ENTRY
2	(2)	CHARACTER	4	EVTWSNM	WORKSTATION NAME
6	(6)	UNSIGNED	2	EVTSSSEQ#	CURRENT SUBMIT SEQ#

## Submit/release header record

Offsets					
Dec	Hex	Type	Len	Name (Dim)	Description
0	(0)	STRUCTURE	20	*	SU/RE HEADER RECORD KEY
0	(0)	CHARACTER	20	EVTSRH	SU/RE HEADER RECORD KEY
0	(0)	SIGNED	4	*	RECORD NUMBER = 0
4	(4)	SIGNED	4	EVTLRCYC	LATEST READ CYCLE NUMBER
8	(8)	SIGNED	4	EVTLRREC	LATEST READ RECORD NUMBER
12	(C)	SIGNED	4	*	MAX #RCDS EXCL HDR
16	(10)	SIGNED	4	*	TRACK CAPACITY IN RCDS

## Submit/release record

Offsets					
Dec	Hex	Type	Len	Name (Dim)	Description
0	(0)	STRUCTURE	4	*	SUB/REL HEADER REC EXT
0	(0)	BITSTRING	4	EVTSRFLG	EXTENSION TO HEADER
		1... ....		EVTID	OK TO SEND ID EVENT
0	(0)	BITSTRING	3	*	RESERVED

Offsets					
Dec	Hex	Type	Len	Name (Dim)	Description
0	(0)	STRUCTURE	20	*	SU/RE RECORD KEY
0	(0)	CHARACTER	20	EVTSR	SU/RE RECORD KEY
0	(0)	SIGNED	4	*	RECORD NUMBER
4	(4)	UNSIGNED	2	EVTSEQ#B	SEQ. NO WITHIN JCLBATCH 0 FOR RELEASE RECORD
6	(6)	UNSIGNED	2	EVTSIZEB	SIZE OF JCL BATCH 0 FOR RELEASE RECORD
8	(8)	SIGNED	4	*	WRITE CYCLE NUMBER
12	(C)	CHARACTER	3	EVTDQETYP	DQE DATA TYPE
15	(F)	CHARACTER	5	EVTSTMP	EVENT TIME STAMP
15	(F)	UNSIGNED	1	EVTSTMPY	YEAR 0-99
16	(10)	UNSIGNED	1	EVTSTMPM	MONTH 1-12
17	(11)	UNSIGNED	1	EVTSTMPD	DAY 1-31
18	(12)	SIGNED	2	EVTSTMPT	TIME IN MINUTES IN HH * 60 + MM FORM

## Cross reference

Name	Hex Offset	Hex Value	Level
EVT	0		1
EVTCKPT	0		2
EVTCKPTE	2		3
EVTCTYC#	8		3
EVTDQETYP	C		3
EVTEXR	14		2
EVTFLAGS	0		3
EVTID	0	80	3
EVTKEY	0		2
EVTLCYC	4		3
EVTLRREC	8		3
EVTMAX#	C		3
EVTREC#	0		3
EVTREL	14		4
EVTRSSEQ#	1		3
EVTSEQ#B	4		3
EVTSIZEB	6		3
EVTSR	0		2

Name	Hex Offset	Hex Value	Level
EVTSRFLG	0		2
EVTSRH	0		2
EVTSSSEQ#	6		4
EVTSTMP	F		3
EVTSTMPD	11		4
EVTSTMPM	10		4
EVTSTMPT	12		4
EVTSTMPLY	F		4
EVTSUR	14		3
EVTTRCAP	10		3
EVTWSNM	2		4
EVT2CYC#	6		4
EVT2REC#	4		4

## EX0 - Topology In event data

Name: DCLEX0

Offsets		Type	Len	Name (Dim)	Description
Dec	Hex				
0	(0)	STRUCTURE	80	ex0	topology In event data the length of this field must be minor or equal to Exr block length
0	(0)	CHARACTER	1	ex0Syst	'0' type event MAESTRO
1	(1)	CHARACTER	1	ex0Itype	Type indicator
2	(2)	CHARACTER	22	*	reserved
24	(18)	CHARACTER	52	ex0InputEvent	INPUT Event in EVE CB
76	(4C)	CHARACTER	4	ex0Opcid	event id 'EQQ0'

### Input Event Definition

The LENGTH of this block must be minor or equal to everlen minus eveRecordCommonPart

Moreover must be equal to LENGTH of ex0InputEvent now 52 then the structure must be the following

Offsets		Type	Len	Name (Dim)	Description
Dec	Hex				
0	(0)	STRUCTURE	52	ex0Event	
0	(0)	SIGNED	4	ex0Cdat	creation date (00yydddf)
4	(4)	SIGNED	4	ex0Ctim	creation time (sec*100)
8	(8)	SIGNED	2	ex0Gmtof	gmt offset (minutes)
10	(A)	CHARACTER	1	ex0flags	BRDA
		1... ..		ex0suspnd	suspended event BRDA (mirror to exrsuspnd)
		.111 1111		*	BRDA
11	(B)	CHARACTER	1	*	reserved BRDC
12	(C)	CHARACTER	40	ex0BODY	This is Input event body To map this field see the following Event Dependent data

### Output Event Definition

The LENGTH of this block must be minor or equal to everlen minus eveRecordCommonPart now 1202496 then the structure must be the following

dcl

\$BOGa

The LENGTH of this block must be minor or equal to \$BOGa0 everlen minus eveRecordCommonPart now 16024136 \$BOGa00 then the structure must be the following \$BOGa

\$BOGa

Offsets		Type	Len	Name (Dim)	Description
Dec	Hex				
0	(0)	STRUCTURE	136	ex0Tws	tplgy Out event data BOGa0
0	(0)	CHARACTER	136	ex0TwsEvent	OUTPUT event in EVE CB BOGa0
0	(0)	CHARACTER	4	ex0TwsCommon	Common Part BOGa0
0	(0)	CHARACTER	1	ex0TwsSyst	'0' type event MAESTRO BOGa0
1	(1)	CHARACTER	1	ex0TwsType	indicator BOGa0
2	(2)	CHARACTER	1	ex0TwsExType	Extended type indicator BOGa0
3	(3)	CHARACTER	1	*	free BOGa
4	(4)	CHARACTER	132	ex0TwsBody	BOGa0 Topology Output event body To map this field see the following Event Dependent data

### Event Dependent Data

#### Workstation Event mapping for ex0Body and ex0TwsBody

Offsets		Type	Len	Name (Dim)	Description
Dec	Hex				
0	(0)	STRUCTURE	28	ex0WS	workstation event body
0	(0)	CHARACTER	4	ex0WSID	WS name
4	(4)	CHARACTER	1	ex0WSlnk	WS link status L linked U unlinked
5	(5)	CHARACTER	1	ex0WSsta	WS status BSQC A active O offline
6	(6)	CHARACTER	1	ex0WSflk	WS full link CHRCBSQA
7	(7)	CHARACTER	1	ex0WSstyp	node type CHRA
8	(8)	CHARACTER	16	ex0WSdomain	domain name CHRA F fully linked BSQA U unfully linked BSQA
24	(18)	CHARACTER	1	ex0WSflags	
		1... ....		ex0WSChgLimit	Change WS Limit
		.111 1111		*	
25	(19)	CHARACTER	1	*	avoid compiler msg
26	(1A)	UNSIGNED	2	ex0WSLimit	New WS limit

#### Workstation Event switch dommgr mapping for ex0Body ex0TwsBody

Offsets		Type	Len	Name (Dim)	Description
Dec	Hex				
0	(0)	STRUCTURE	20	ex0WSMGR	workstation event body
0	(0)	CHARACTER	4	ex0WSN	WS name
4	(4)	CHARACTER	16	ex0WSDOM	WS Domain manager

#### Operation Event mapping for ex0Body only

Offsets					
Dec	Hex	Type	Len	Name (Dim)	Description
0	(0)	STRUCTURE	40	ex0JOB	tracker event record
0	(0)	CHARACTER	8	ex0JOBocctk	OCC token
8	(8)	SIGNED	2	ex0JOBnum	OPR number
10	(A)	CHARACTER	4	ex0JOBws	WS name
14	(E)	CHARACTER	1	ex0JOBsta	OPR status E Error S Started C Complited D Deleted U Undecided T Terminated
15	(F)	CHARACTER	1	ex0JOBflags	*
		1111 111.			reserved not used for compatibil. with 8.1.0 events
		.... ...1		ex0JOBisRecJob	event is for recovery job
16	(10)	CHARACTER	24	ex0JOBbuff	JOB event buffer To map this field see the ex0JOBmaps and ex0JOBmapt structures

Offsets					
Dec	Hex	Type	Len	Name (Dim)	Description
0	(0)	STRUCTURE	24	ex0JOBmaps	JOB event buffer map for status STARTED
0	(0)	CHARACTER	4	*	for align with old event
4	(4)	CHARACTER	8	ex0JobId	job number string format
12	(C)	SIGNED	4	ex0JobIdNum	job number numeric
16	(10)	CHARACTER	8	*	free

Offsets					
Dec	Hex	Type	Len	Name (Dim)	Description
0	(0)	STRUCTURE	25	ex0JOBmapt	JOB event buffer map for status TERMPROMPT25a
0	(0)	SIGNED	4	ex0JOBerrc	error code
4	(4)	CHARACTER	4	ex0JobRecWs	recov job WS
8	(8)	UNSIGNED	2	ex0JobMsgNo	recov prmpt num 25aGDMc
10	(A)	SIGNED	2	ex0JobMsgLen	recov prmpt len
12	(C)	CHARACTER	1	ex0JobRecType	recovery type S - Stop C - Continue R - Rerun
13	(D)	CHARACTER	1	ex0JobPrmptAns	prompt answer YN
14	(E)	BITSTRING	1	ex0JobRecCond	recovery conditions
		1... ....		ex0JobRecovery	has been recovered
		.1.. ....		ex0JobRecJob	has recovery job
		..1. ....		ex0JobRecMsg	wait on message
		...1 ....		ex0JobFail	on if status=E Fail
		.... 1111		*	free
15	(F)	CHARACTER	10	*	free

### Change Operation Event mapping for ex0TwsBody Only

Offsets					
Dec	Hex	Type	Len	Name (Dim)	Description
0	(0)	STRUCTURE	110	ex0TwsJOB	tracker event record
0	(0)	CHARACTER	8	ex0TJBoccToken	Occurrence Token
8	(8)	SIGNED	2	ex0TJBOpNumber	Operation Number
10	(A)	CHARACTER	16	ex0TJBAdName	Application Name
26	(1A)	CHARACTER	6	ex0TJBWS	WS Information
26	(1A)	CHARACTER	4	ex0TJBWsName	WS name
30	(1E)	CHARACTER	1	ex0TJBWsType	WS Type
31	(1F)	CHARACTER	1	*	free
32	(20)	BITSTRING	2	ex0TJBCommands	Commands Flags
		1... ....		ex0TJBExecute	Execute Job
34	(22)	BITSTRING	2	ex0TJBActionsFlags	Actions Flags



Offsets					
Dec	Hex	Type	Len	Name (Dim)	Description
		1... ....		ex0TJBChgStatus	Status Changed
		.1.. ....		ex0TJBChgIA	Input Arrival Changed
		..1. ....		ex0TJBChgUntilTm	Until Time Changed CANC
		...1 ....		ex0TJBChgHoldRel	HoldRelease Changed
		.... 1...		ex0TJBChgTimeDep	Time Dependency Changed
		.... .1..		ex0TJBChgSuppLate	Suppr if Late Changed
		.... ..1.		ex0TJBChgPriority	Priority Changed
		.... ...1		ex0TJBChgDeadline	Deadline Changed
35	(23)	1... ....		ex0TJBChgAutoSub	Auto submit changed BSUA
		.1.. ....		ex0TJBChgNop	Nop changed BSUA
36	(24)	CHARACTER	42	ex0TJBActions	Actions
36	(24)	CHARACTER	2	ex0TJBStatus	Operation Status
36	(24)	CHARACTER	1	ex0TJBOldStatus	new status
37	(25)	CHARACTER	1	ex0TJBNewStatus	old status
38	(26)	CHARACTER	10	ex0TJBIA	Input Arrival
38	(26)	CHARACTER	6	ex0TJBIADate	
44	(2C)	CHARACTER	4	ex0TJBIATime	
48	(30)	CHARACTER	12	ex0TJBUntilTm	Until Time CANC
48	(30)	CHARACTER	6	ex0TJBUntDate	CANC
54	(36)	CHARACTER	2	*	
56	(38)	SIGNED	4	ex0TJBUntTime	CANC
60	(3C)	CHARACTER	2	*	
		1... ....		ex0TJBHoldRel	Oldrelease Job
		.1.. ....		ex0TJBTimeDep	Time Dependency
		..1. ....		ex0TJBSuppLate	Suppr if Late
		...1 ....		ex0TJBjnFormat	IWS jobname format BOGa
		.... 1...		ex0TJBAutoSub	Auto submit BSUA
		.... .1..		ex0TJBNoP	NoppedUn-Nopped BSUA
		.... ..1.		ex0TJBScript	Centralized BSUA
62	(3E)	SIGNED	2	ex0TJBPriority	Operation Priority
64	(40)	SIGNED	2	ex0TJBOpNumberEx	Operation Number Ext
66	(42)	CHARACTER	2	ex0TJBExtStatus	Extended status for FT23a
66	(42)	BITSTRING	1	ex0TJBOldStFlg	Old flags
		1... ....		ex0TJBOfStart	
		.1.. ....		ex0TJBOfSending	
		..1. ....		ex0TJBOfSuber	
		...1 ....		ex0TJBOfErfail	
		.... 1...		ex0TJBOfRecPrmp	
		.... .1..		ex0TJBOfRecJob	
		.... ..1.		ex0TJBOfRecRun	
		.... ...1		*	
67	(43)	BITSTRING	1	ex0TJBNewStFlg	New flags
		1... ....		ex0TJBNFStart	
		.1.. ....		ex0TJBNFSending	
		..1. ....		ex0TJBNFSuber	
		...1 ....		ex0TJBNFErfail	
		.... 1...		ex0TJBNFRecPrmp	
		.... .1..		ex0TJBNFRecJob	
		.... ..1.		ex0TJBNFRecRun	
		.... ...1		*	
68	(44)	CHARACTER	6	ex0TJBDeadlDate	job Deadline Date
74	(4A)	CHARACTER	4	ex0TJBDeadlTime	job Deadline Time2AaBOGc
78	(4E)	CHARACTER	32	ex0TJBJobInfo	Job Info BOGa

Add Operation Event mapping for ex0TwsBody Only

Offsets					
Dec	Hex	Type	Len	Name (Dim)	Description
0	(0)	STRUCTURE	112	ex0TwsJOBAdd	Add Job event record
0	(0)	CHARACTER	8	ex0TJAOccToken	Occurrence Token
8	(8)	SIGNED	2	ex0TJAOpNumber	Operation Number
10	(A)	SIGNED	2	ex0TJAOpNumberEx	Operation Number Ext
12	(C)	CHARACTER	16	ex0TJAAdName	Application Name
28	(1C)	CHARACTER	5	ex0TJAWS	WS Information
28	(1C)	CHARACTER	4	ex0TJAWsName	WS name
32	(20)	CHARACTER	1	ex0TJAWsType	WS Type
33	(21)	CHARACTER	1	ex0TJAStatus	Operation Status
34	(22)	CHARACTER	10	ex0TJAIAl	Input Arrival
34	(22)	CHARACTER	6	ex0TJAIADate	
40	(28)	CHARACTER	4	ex0TJAIATime	
44	(2C)	CHARACTER	12	ex0TJAUntilTm	Until Time CANC
44	(2C)	CHARACTER	6	ex0TJAUntDate	CANC
50	(32)	CHARACTER	2	*	
52	(34)	SIGNED	4	ex0TJAUntTime	CANC
56	(38)	CHARACTER	2	*	
		1... ..		ex0TJAHoldRel	Oldrelease Job
		.1.. ..		ex0TJATimeDep	Time Dependency
		..1. ....		ex0TJASuppLate	Suppr if Late
		...1 ....		ex0TJACScript	Centralized Script
		.... 1...		ex0TJAJnFormat	IWS jobname format BOGa
		.... .1..		ex0TJAAutoSub	auto submit option BSUA
58	(3A)	SIGNED	2	ex0TJAPriority	Operation Priority
60	(3C)	CHARACTER	6	ex0TJADeadlDate	Job Deadline Date
66	(42)	CHARACTER	4	ex0TJADeadlTime	Job Deadline Time
70	(46)	CHARACTER	6	ex0TJAOccDLDate	Occ Deadline Date
76	(4C)	CHARACTER	4	ex0TJAOccDLTime	Occ Deadline Time2AaBOGc
80	(50)	CHARACTER	32	ex0TJAJobInfo	Job Info BOGa Job Name

### Release Dependency Event mapping for ex0TwsBody only

Offsets					
Dec	Hex	Type	Len	Name (Dim)	Description
0	(0)	STRUCTURE	68	ex0JRDR	release dep event 33a
0	(0)	CHARACTER	1	ex0JRDRflags	flags 33a
		1... ..		ex0JRDRJnFormat	IWS jobname format 33a
1	(1)	CHARACTER	3	*	free 33a
4	(4)	CHARACTER	16	ex0JRDOccName	Occurrence Name 33a
20	(14)	CHARACTER	8	ex0JRDOccToken	Occurrence Token 33a
28	(1C)	SIGNED	2	ex0JRDOpNumber	Operation Number 33a
30	(1E)	SIGNED	2	ex0JRDOpNumberEx	Oper Number Extd 33a
32	(20)	CHARACTER	32	ex0JRDRJobInfo	Job Info 33a
64	(40)	CHARACTER	4	ex0JRDOpWs	Job Cpu 33a

### Change Occurrence Event mapping for ex0TwsBody Only

Offsets					
Dec	Hex	Type	Len	Name (Dim)	Description
0	(0)	STRUCTURE	44	ex0OccChg	Chg Occ event record
0	(0)	CHARACTER	8	ex0OccChgToken	Occurrence Token
8	(8)	BITSTRING	2	ex0OccChgChgActionsFlags	Actions Flags
		1... ..		ex0OccChgChgHoldRel	HoldRelease Changed

Offsets					
Dec	Hex	Type	Len	Name (Dim)	Description
		.1.. ....		ex0OccChgChgDeadline	Dealine Changed
		..1. ....		ex0OccChgChgStatus	Change Status BZYa
10	(A)	CHARACTER	13	ex0OccChgChgActions	
10	(A)	CHARACTER	1	*	
		1... ....		ex0OccChgHoldRel	Oldrelease Occurrence
11	(B)	CHARACTER	6	ex0OccChgDeadLDate	Deadline date
17	(11)	CHARACTER	4	ex0OccChgDeadLTime	Deadline time
21	(15)	CHARACTER	2	ex0OccChgStatus	Change Status BZYa
21	(15)	CHARACTER	1	ex0OccChgOldStatus	Old Status BZYa
22	(16)	CHARACTER	1	ex0OccChgNewStatus	New Status 35cBZYa
23	(17)	CHARACTER	1	*	free
24	(18)	CHARACTER	16	ex0OccChgName	Occurrence Name
40	(28)	SIGNED	2	ex0OccChgIADate	Input Arrival Date
42	(2A)	SIGNED	2	ex0OccChgIATime	Input Arrival Time

### Add Occurrence Event mapping for ex0TwsBody Only

Offsets					
Dec	Hex	Type	Len	Name (Dim)	Description
0	(0)	STRUCTURE	45	ex0OccAdd	Add Occ event record
0	(0)	CHARACTER	8	ex0OccAddToken	Occurrence Token
8	(8)	CHARACTER	16	ex0OccAddId	Occurrence Identifier
24	(18)	CHARACTER	6	ex0OccAddIaD	Occurrence IA Date
30	(1E)	CHARACTER	4	ex0OccAddIaT	Occurrence IA Time
34	(22)	CHARACTER	1	*	
		1... ....		ex0OccAddHoldRel	Oldrelease Occurrence
35	(23)	CHARACTER	6	ex0OccAddDeadLDate	Deadline date
41	(29)	CHARACTER	4	ex0OccAddDeadLTime	Deadline time

### Define a user for a JOB mapping for ex0TwsBody Only

Offsets					
Dec	Hex	Type	Len	Name (Dim)	Description
0	(0)	STRUCTURE	47	ex0JUsr	User event record
0	(0)	CHARACTER	47	ex0JUsrName	user name

### Job Definition event mapping for ex0TwsBody Only

Offsets					
Dec	Hex	Type	Len	Name (Dim)	Description
0	(0)	STRUCTURE	2	ex0JDef	Job Definition
0	(0)	BITSTRING	2	ex0JDefFlags	
		1... ....		ex0JDefIsCommand	Is a Command
		.1.. ....		ex0JDefInteract	Is Interactive
		..1. ....		ex0JDefContinue	Recov Continue
		...1 ....		ex0JDefRerun	Recov Rerun
0	(0)	BITSTRING	1	*	free
2	(2)	CHARACTER		ex0JDefBody	Job Definition Body

### Prompt Definition event mapping for ex0TwsBody Only

Offsets					
Dec	Hex	Type	Len	Name (Dim)	Description
0	(0)	STRUCTURE	2	ex0PDef	Job Definition
0	(0)	BITSTRING	2	ex0PDefFlags	
0	(0)	BITSTRING	2	*	free
2	(2)	CHARACTER		ex0PDefBody	Job Definition Body

### Dependency Event mapping for ex0TwsBody Only

Offsets					
Dec	Hex	Type	Len	Name (Dim)	Description
0	(0)	STRUCTURE	132	ex0Dep	tracker event record
0	(0)	CHARACTER	1	ex0DepAction	Dependency Action
1	(1)	CHARACTER	2	*	free
3	(3)	CHARACTER	1	ex0DepFlags	Actions Flags
		1... ....		ex0DepPendingPred	Pending predecessor
		.1.. ....		ex0DepJnFormat	IWS jobname format BOGa
		..1. ....		ex0DepJnFormatPred	IWS jobname format BOGa of the predecessor BOGa
4	(4)	CHARACTER	16	ex0DepOccName	Occurrence Name
20	(14)	CHARACTER	8	ex0DepOccToken	Occurrence Token
28	(1C)	SIGNED	2	ex0DepIADate	Input Arrival Date
30	(1E)	SIGNED	2	ex0DepIATime	Input Arrival Time
32	(20)	SIGNED	2	ex0DepOpNumber	Operation Number
34	(22)	SIGNED	2	ex0DepOpNumberEx	Operation Number Ext
36	(24)	CHARACTER	16	ex0DepOccNamePred	Pred Occurrence Name
52	(34)	CHARACTER	8	ex0DepOccTokenPred	Pred Occurrence Token
60	(3C)	SIGNED	2	ex0DepIADatePred	Input Arriv. Date Pred
62	(3E)	SIGNED	2	ex0DepIATimePred	Input Arriv. Time Pred
64	(40)	SIGNED	2	ex0DepOpNumberPred	Pred Operation Number
66	(42)	SIGNED	2	ex0DepOpNumberExPred	Oper Number Ext 03aBOGc
68	(44)	CHARACTER	32	ex0DepJobInfo	Job Info BOGa
100	(64)	CHARACTER	32	ex0DepJobInfoPred	Pred Job Info BOGa

### Special Resources Event mapping for ex0TwsBody only

Offsets					
Dec	Hex	Type	Len	Name (Dim)	Description
0	(0)	STRUCTURE	72	ex0SR	tracker event record
0	(0)	CHARACTER	1	ex0SRAction	spec res action
1	(1)	CHARACTER	1	ex0SRflags	flags BOGa
		1... ....		ex0SRJnFormat	IWS jobname format BOGa
2	(2)	CHARACTER	2	*	free 0CaBOGc
4	(4)	CHARACTER	16	ex0SROccName	Occurrence Name
20	(14)	CHARACTER	8	ex0SROccToken	Occurrence Token
28	(1C)	SIGNED	2	ex0SROpNumber	Operation Number
30	(1E)	SIGNED	2	ex0SROpNumberEx	Oper Number Extd 0CaBOGc
32	(20)	CHARACTER	32	ex0SRJobInfo	Job Info BOGa
64	(40)	CHARACTER	4	ex0SROpWs	Job Cpu 35aBZYa
68	(44)	SIGNED	2	ex0SRIADate	Input Arrival Date
70	(46)	SIGNED	2	ex0SRIATime	Input Arrival Time

### Job Log Event mapping for ex0Body and ex0TwsBody

Offsets					
Dec	Hex	Type	Len	Name (Dim)	Description
0	(0)	STRUCTURE	88	ex0Log	tracker event record
0	(0)	CHARACTER	8	ex0LogOccToken	Occurrence Token
8	(8)	SIGNED	2	ex0LogOpNumber	Operation Number
10	(A)	SIGNED	2	ex0LogOpNumberEx	Operation Number Ext
12	(C)	CHARACTER	16	ex0LogOccName	Occurrence Name
28	(1C)	CHARACTER	8	ex0LogUser	userid to be notified
36	(24)	CHARACTER	1	ex0LogAction	Retrieve result RCE
37	(25)	BITSTRING	1	*	
		1... ..		ex0LogRecJob	Recovery job log
		.1... ..		ex0LogJnFormat	IWS jobname format BOGa
		..11 1111		*	free 27c25aBOGc
38	(26)	CHARACTER	2	*	free
40	(28)	CHARACTER	4	ex0LogWsName	workstation name
44	(2C)	SIGNED	2	ex0LogStartTime	job start time
46	(2E)	SIGNED	2	ex0LogStartDate	job start date
48	(30)	SIGNED	4	ex0LogJobId	jobnumber numeric27aBOGc
52	(34)	CHARACTER	32	ex0LogJobInfo	Job Info 35cBOGa
84	(54)	SIGNED	2	ex0LogIADate	Input Arrival Date
86	(56)	SIGNED	2	ex0LogIATime	Input Arrival Time

#### JCL Event mapping for ex0Body and ex0TwsBody

Offsets					
Dec	Hex	Type	Len	Name (Dim)	Description
0	(0)	STRUCTURE	92	ex0jcl	tracker event record 0
0	(0)	CHARACTER	8	ex0jclOccToken	Occurrence Token
8	(8)	UNSIGNED	1	ex0jclOpNumber	Operation Number
9	(9)	UNSIGNED	1	ex0jclOpNumberEx	Operation Number Ext
10	(A)	CHARACTER	1	ex0jclAction	Retrieve result RCE
11	(B)	CHARACTER	1	ex0jclflags	for alignment
		1... ..		ex0jclJnFormat	IWS jobname format BOGa
12	(C)	CHARACTER	16	ex0jclOccName	Occurrence Name
28	(1C)	CHARACTER	8	ex0jclUser	user
36	(24)	CHARACTER	4	ex0jclWsName	WS Name
40	(28)	SIGNED	4	ex0jclLine	JCL lines number
44	(2C)	SIGNED	4	ex0jclSize	JCL size
48	(30)	CHARACTER	8	ex0jclFileName	JCL file name 22aBOGc
56	(38)	CHARACTER	32	ex0jclJobInfo	Job Info 35cBOGa
88	(58)	SIGNED	2	ex0jclIADate	Input Arrival Date
90	(5A)	SIGNED	2	ex0jclIATime	Input Arrival Time

#### Prompt Event mapping for ex0twsBody only

Offsets					
Dec	Hex	Type	Len	Name (Dim)	Description
0	(0)	STRUCTURE	5	ex0PRM	prompt event record 25a0
0	(0)	UNSIGNED	4	ex0PRMMsgNum	Prompt message number
4	(4)	CHARACTER	1	ex0PRMstatus	reply YN

#### Synchronyization Event mapping for ex0Body and ex0TwsBody

Offsets					
Dec	Hex	Type	Len	Name (Dim)	Description
0	(0)	STRUCTURE	8	ex0SYN	Synchronization event
0	(0)	CHARACTER	3	*	
3	(3)	CHARACTER	1	ex0SyncType	Synchronization Type
4	(4)	SIGNED	4	ex0SymRunNum	Symphony run number

### Set Time Event mapping for ex0TwsBody only

Offsets					
Dec	Hex	Type	Len	Name (Dim)	Description
0	(0)	STRUCTURE	8	ex0T0	Set time event 0
0	(0)	CHARACTER	4	ex0T0Sid	System Id
4	(4)	SIGNED	4	ex0T0gmtof	GMT offset

### ActivateDeactivate job submission mapping for ex0twsBody only

Offsets					
Dec	Hex	Type	Len	Name (Dim)	Description
0	(0)	STRUCTURE	1	ex0JSub	2Ba0
0	(0)	CHARACTER	1	ex0JSubAction	ActivateDeactivate

### Kill jobrecovery job Event mapping for ex0TwsBody Only

Offsets					
Dec	Hex	Type	Len	Name (Dim)	Description
0	(0)	STRUCTURE	80	ex0Kill	tracker event record
0	(0)	CHARACTER	8	ex0KillOccToken	Occurrence Token
8	(8)	CHARACTER	16	ex0KillAdName	Application Name
24	(18)	CHARACTER	10	ex0KillIA	Input Arrival
24	(18)	CHARACTER	6	ex0KillIAdate	
30	(1E)	CHARACTER	4	ex0KillIAtime	
34	(22)	CHARACTER	1	ex0KillFlags	Flags
		1... ....		ex0KillRecjob	kill for recovery job
		.1... ....		ex0KillJnFormat	IWS jobname format
		..1. ....		ex0KillCScript	Centralized
35	(23)	CHARACTER	1	*	Free
36	(24)	CHARACTER	4	ex0KillWS	WS name
40	(28)	SIGNED	4	ex0KillJobid	jobid
44	(2C)	SIGNED	2	ex0KillOpNumber	Operation Number
46	(2E)	SIGNED	2	ex0KillOpNumberEx	Oper Number Extd
48	(30)	CHARACTER	32	ex0KillJobInfo	Job Info

## Cross reference

Name	Hex Offset	Hex Value	Level
ex0	0		1
ex0BODY	C		2
ex0Cdat	0		2
ex0Ctim	4		2

Name	Hex Offset	Hex Value	Level
ex0Dep	0		1
ex0DepAction	0		2
ex0DepFlags	3		2
ex0DepIADate	1C		2
ex0DepIADatePred	3C		2
ex0DepIATime	1E		2
ex0DepIATimePred	3E		2
ex0DepJnFormat	3	40	3
ex0DepJnFormatPred	3	20	3
ex0DepJobInfo	44		2
ex0DepJobInfoPred	64		2
ex0DepOccName	4		2
ex0DepOccNamePred	24		2
ex0DepOccToken	14		2
ex0DepOccTokenPred	34		2
ex0DepOpNumber	20		2
ex0DepOpNumberEx	22		2
ex0DepOpNumberExPred	42		2
ex0DepOpNumberPred	40		2
ex0DepPendingPred	3	80	3
ex0Event	0		1
ex0flags	A		2
ex0Gmtof	8		2
ex0InputEvent	18		2
ex0Jcl	0		1
ex0JclAction	A		2
ex0JclFileName	30		2
ex0JCLflags	B		2
ex0JclIADate	58		2
ex0JclIATime	5A		2
ex0JCLJnFormat	B	80	3
ex0JclJobInfo	38		2
ex0JclLine	28		2
ex0JclOccName	C		2
ex0JclOccToken	0		2
ex0JclOpNumber	8		2
ex0JclOpNumberEx	9		2
ex0JclSize	2C		2
ex0JclUser	1C		2
ex0JclWsName	24		2
ex0JDef	0		1

Name	Hex Offset	Hex Value	Level
ex0JDefBody	2		2
ex0JDefContinue	0	20	3
ex0JDefFlags	0		2
ex0JDefInteract	0	40	3
ex0JDefIsCommand	0	80	3
ex0JDefRerun	0	10	3
ex0JOB	0		1
ex0JOBbuff	10		2
ex0JOBerrc	0		2
ex0JobFail	E	10	3
ex0JOBflags	F		2
ex0JobId	4		2
ex0JobIdNum	C		2
ex0JOBisRecJob	F	01	3
ex0JOBmaps	0		1
ex0JOBmapt	0		1
ex0JobMsgLen	A		2
ex0JobMsgNo	8		2
ex0JOBnum	8		2
ex0JOBocctk	0		2
ex0JobPrmptAns	D		2
ex0JobRecCond	E		2
ex0JobRecJob	E	40	3
ex0JobRecMsg	E	20	3
ex0JobRecovery	E	80	3
ex0JobRecType	C		2
ex0JobRecWs	4		2
ex0JOBsta	E		2
ex0JOBws	A		2
ex0JRD	0		1
ex0JRDflags	0		2
ex0JRDJnFormat	0	80	3
ex0JRDJobInfo	20		2
ex0JRDOccName	4		2
ex0JRDOccToken	14		2
ex0JRDOpNumber	1C		2
ex0JRDOpNumberEx	1E		2
ex0JRDOpWs	40		2
ex0JSub	0		1
ex0JSubAction	0		2
ex0JUsr	0		1



Name	Hex Offset	Hex Value	Level
ex0JsrName	0		2
ex0Kill	0		1
ex0KillAdName	8		2
ex0KillCScript	22	20	3
ex0KillFlags	22		2
ex0KillIA	18		2
ex0KillIAdate	18		3
ex0KillIAtime	1E		3
ex0KillJnFormat	22	40	3
ex0KillJobid	28		2
ex0KillJobInfo	30		2
ex0KillOccToken	0		2
ex0KillOpNumber	2C		2
ex0KillOpNumberEx	2E		2
ex0KillRecjob	22	80	3
ex0KillWS	24		2
ex0Log	0		1
ex0LogAction	24		2
ex0LogIADate	54		2
ex0LogIATime	56		2
ex0LogJnFormat	25	40	3
ex0LogJobId	30		2
ex0LogJobInfo	34		2
ex0LogOccName	C		2
ex0LogOccToken	0		2
ex0LogOpNumber	8		2
ex0LogOpNumberEx	A		2
ex0LogRecJob	25	80	3
ex0LogStartDate	2E		2
ex0LogStartTime	2C		2
ex0LogUser	1C		2
ex0LogWsName	28		2
ex0OccAdd	0		1
ex0OccAddDeadLDate	23		2
ex0OccAddDeadLTime	29		2
ex0OccAddHoldRel	22	80	3
ex0OccAddIaD	18		2
ex0OccAddIaT	1E		2
ex0OccAddId	8		2
ex0OccAddToken	0		2
ex0OccChg	0		1

Name	Hex Offset	Hex Value	Level
ex0OccChgChgActions	A		2
ex0OccChgChgActionsFlags	8		2
ex0OccChgChgDeadline	8	40	3
ex0OccChgChgHoldRel	8	80	3
ex0OccChgChgStatus	8	20	3
ex0OccChgDeadLDate	B		3
ex0OccChgDeadLTime	11		3
ex0OccChgHoldRel	A	80	4
ex0OccChgIADate	28		2
ex0OccChgIATime	2A		2
ex0OccChgName	18		2
ex0OccChgNewStatus	16		4
ex0OccChgOldStatus	15		4
ex0OccChgStatus	15		3
ex0OccChgToken	0		2
ex0Opcid	4C		2
ex0PDef	0		1
ex0PDefBody	2		2
ex0PDefFlags	0		2
ex0PRM	0		1
ex0PRMMsgNum	0		2
ex0PRMstatus	4		2
ex0SR	0		1
ex0SRAction	0		2
ex0SRflags	1		2
ex0SRIADate	44		2
ex0SRIATime	46		2
ex0SRJnFormat	1	80	3
ex0SRJobInfo	20		2
ex0SROccName	4		2
ex0SROccToken	14		2
ex0SROpNumber	1C		2
ex0SROpNumberEx	1E		2
ex0SROpWs	40		2
ex0susp	A	80	3
ex0SymRunNum	4		2
ex0SYN	0		1
ex0SyncType	3		2
ex0Sys	0		2
ex0TJAAdName	C		2
ex0TJAAutoSub	38	04	3

Name	Hex Offset	Hex Value	Level
ex0TJACScript	38	10	3
ex0TJADeadlDate	3C		2
ex0TJADeadlTime	42		2
ex0TJAHoldRel	38	80	3
ex0TJAIA	22		2
ex0TJAIADate	22		3
ex0TJAIATime	28		3
ex0TJAJnFormat	38	08	3
ex0TJAJobInfo	50		2
ex0TJAOccDLDate	46		2
ex0TJAOccDLTime	4C		2
ex0TJAOccToken	0		2
ex0TJAOpNumber	8		2
ex0TJAOpNumberEx	A		2
ex0TJAPriority	3A		2
ex0TJAStatus	21		2
ex0TJASuppLate	38	20	3
ex0TJATimeDep	38	40	3
ex0TJAUntDate	2C		3
ex0TJAUntilTm	2C		2
ex0TJAUntTime	34		3
ex0TJAWS	1C		2
ex0TJAWsName	1C		3
ex0TJAWsType	20		3
ex0TJBActions	24		2
ex0TJBActionsFlags	22		2
ex0TJBAdName	A		2
ex0TJBAutoSub	3C	08	4
ex0TJBChgAutoSub	23	80	3
ex0TJBChgDeadline	22	01	3
ex0TJBChgHoldRel	22	10	3
ex0TJBChgIA	22	40	3
ex0TJBChgNop	23	40	3
ex0TJBChgPriority	22	02	3
ex0TJBChgStatus	22	80	3
ex0TJBChgSuppLate	22	04	3
ex0TJBChgTimeDep	22	08	3
ex0TJBChgUntilTm	22	20	3
ex0TJBCommands	20		2
ex0TJBScript	3C	02	4
ex0TJBDeadlDate	44		3

Name	Hex Offset	Hex Value	Level
ex0TJBDeadlTime	4A		3
ex0TJBExecute	20	80	3
ex0TJBExtStatus	42		3
ex0TJBHoldRel	3C	80	4
ex0TJBIA	26		3
ex0TJBIADate	26		4
ex0TJBIATime	2C		4
ex0TJBjnFormat	3C	10	4
ex0TJBJobInfo	4E		2
ex0TJBNewStatus	25		4
ex0TJBNewStFlg	43		4
ex0TJBNERfail	43	10	5
ex0TJBNERRecJob	43	04	5
ex0TJBNERRecPrmp	43	08	5
ex0TJBNERRecRun	43	02	5
ex0TJBNERSending	43	40	5
ex0TJBNERStart	43	80	5
ex0TJBNERSuber	43	20	5
ex0TJBNoP	3C	04	4
ex0TJBOccToken	0		2
ex0TJBOFERfail	42	10	5
ex0TJBOFERRecJob	42	04	5
ex0TJBOFERRecPrmp	42	08	5
ex0TJBOFERRecRun	42	02	5
ex0TJBOFERSending	42	40	5
ex0TJBOFERStart	42	80	5
ex0TJBOFERSuber	42	20	5
ex0TJBOldStatus	24		4
ex0TJBOldStFlg	42		4
ex0TJBOpNumber	8		2
ex0TJBOpNumberEx	40		3
ex0TJBPriority	3E		3
ex0TJBStatus	24		3
ex0TJBSuppLate	3C	20	4
ex0TJBTimeDep	3C	40	4
ex0TJBUntDate	30		4
ex0TJBUntilTm	30		3
ex0TJBUntTime	38		4
ex0TJBWS	1A		2
ex0TJBWsName	1A		3
ex0TJBWsType	1E		3

Name	Hex Offset	Hex Value	Level
ex0Tws	0		1
ex0TwsBody	4		3
ex0TwsCommon	0		3
ex0TwsEvent	0		2
ex0TwsExType	2		4
ex0TwsJOB	0		1
ex0TwsJOBAdd	0		1
ex0TwsSyst	0		4
ex0TwsType	1		4
ex0Type	1		2
ex0T0	0		1
ex0T0gmtof	4		2
ex0T0Sid	0		2
ex0WS	0		1
ex0WSChgLimit	18	80	3
ex0WSDOM	4		2
ex0WSdomain	8		2
ex0WSflags	18		2
ex0WSflk	6		2
ex0WSID	0		2
ex0WSLimit	1A		2
ex0WSlnk	4		2
ex0WSMGR	0		1
ex0WSN	0		2
ex0WSsta	5		2
ex0WStyp	7		2

## EX1 - BULKDISC EVENT

Name : DCLEX1

Function:

This segment declares an event record for the BULKDISC command.

Offsets					
Dec	Hex	Type	Len	Name (Dim)	Description
0	(0)	STRUCTURE	80	EX1	BULKDISC EVENT
0	(0)	CHARACTER	1	EX1TYPE	1 FOR BULKDISC EVENT
1	(1)	CHARACTER	3	*	RESERVED
4	(4)	CHARACTER	8	EX1USER	NAME OF UPDATING USER
12	(C)	CHARACTER	4	*	RESERVED
16	(10)	SIGNED	4	EX1CDAT	CREATION DATE (00YYDDDF)
20	(14)	SIGNED	1	EX1CTIM	CREATION TIME (SEC* 100)
24	(18)	CHARACTER	52	*	RESERVED

Offsets					
Dec	Hex	Type	Len	Name (Dim)	Description
76	(4C)	CHARACTER	4	EX1OPCID	EVENT ID EQQX

## Cross reference

Name	Hex Offset	Hex Value	Level
EX1	0		1
EX1CDAT	10		2
EX1CTIM	14		2
EX1OPCID	4C		2
EX1TYPE	0		2
EX1USER	4		2

## EX2 - z/OS Agent Event record

Name : DCLEX2

Function:

This record ....

Offsets					
Dec	Hex	Type	Len	Name (Dim)	Description
0	(0)	STRUCTURE	80	EX2	zAgent event record
0	(0)	CHARACTER	1	EX2SYST	'2' event
1	(1)	CHARACTER	1	EX2TYPE	type event
2	(2)	UNSIGNED	1	EX2FLAGS	flags
		1... ....		EX2SUSPD	event suspended
		.1.. ....		EX2NUMERR	on: err code is numeric
		..1. ....		EX2DUMMY	on: dummy start date
		...1 1111		*	reserved
3	(3)	CHARACTER	1	*	reserved
4	(4)	CHARACTER	16	EX2TOKENS	
4	(4)	CHARACTER	8	EX2OCCTOKEN	occurrence token
12	(C)	CHARACTER	8	EX2SUBTOKEN	submission token
20	(14)	CHARACTER	8	EX2JOBNUM	job number
28	(1C)	CHARACTER	1	EX2JCLI	parse error Y/N
29	(1D)	CHARACTER	1	EX2UNKNOWN	unknown result Y/N
30	(1E)	SIGNED	2	EX2OPNUM	oper num
32	(20)	CHARACTER	4	EX2WSNAME	WS name
36	(24)	CHARACTER	8	EX2JOB	job name
44	(2C)	SIGNED	4	EX2DAT2	date 2
48	(30)	SIGNED	4	EX2CDAT	creation date (00yydddf)
52	(34)	SIGNED	4	EX2CTIM	creation time (sec*100)
56	(38)	SIGNED	4	EX2TIM2	time 2
60	(3C)	SIGNED	4	EX2ERRN	error code (integer)
60	(3C)	CHARACTER	4	EX2ERRC	used by Z remote engine
64	(40)	CHARACTER	4	EX2SUBSYS	Controller subsystem name
68	(44)	SIGNED	4	EX2ADUR	actual duration
72	(48)	CHARACTER	4	*	free

Offsets					
Dec	Hex	Type	Len	Name (Dim)	Description
76	(4C)	CHARACTER	4	EX2OPCID	event id 'EQQx'

Offsets					
Dec	Hex	Type	Len	Name (Dim)	Description
0	(0)	STRUCTURE	80	EX2XD	XD actions layout ('X')
0	(0)	CHARACTER	1	EX2XDSYST	'2' event
1	(1)	CHARACTER	1	EX2XDTYPE	type event ('X')
2	(2)	UNSIGNED	1	EX2XDFLAGS	flags
		1... ..		EX2XDSUSPD	event suspended
		.1.. ..		EX2XDPCP	ON: req for waitcp
		..1. ....		EX2XDPLT	ON: req for waitlt
		...1 .....		EX2XDDPSET	ON: req for waitlt
		.... 1111		*	reserved
3	(3)	CHARACTER	1	EX2XDSUBT	D-notif. ended/remove XD F-failed to notify F-manage pending XD
4	(4)	CHARACTER	8	EX2XDTOKEN	xd99 key !_ keys used
12	(C)	CHARACTER	56	EX2XDALIAS	xd02 key ! alternatively
68	(44)	CHARACTER	8	*	free
76	(4C)	CHARACTER	4	EX2XDOPCID	event id 'EQQx'

Offsets					
Dec	Hex	Type	Len	Name (Dim)	Description
0	(0)	STRUCTURE	80	EX2JOBINFO	2I and 2B layout
0	(0)	CHARACTER	1	EX2ISYST	'2' event
1	(1)	CHARACTER	1	EX2ITYPE	type event
2	(2)	UNSIGNED	1	EX2IFLAGS	flags
		1... ..		EX2ISUSPD	event suspended
		.111 1111		*	reserved
3	(3)	CHARACTER	1	*	reserved
4	(4)	CHARACTER	16	EX2ITOKENS	
4	(4)	CHARACTER	8	EX2IOCCTOKEN	occurrence token
12	(C)	CHARACTER	8	EX2ISUBTOKEN	submission token
20	(14)	CHARACTER	8	EX2IJOBNAME	matched job name
28	(1C)	SIGNED	2	EX2IOPNUM	oper num
30	(1E)	CHARACTER	2	*	free
32	(20)	CHARACTER	4	EX2IWSNAME	matched WS name
36	(24)	CHARACTER	4	EX2ISUBSYS	Controller subsystem name
40	(28)	SIGNED	4	EX2IIAD	matched ia date
44	(2C)	SIGNED	4	EX2IIAT	matched ia time
48	(30)	CHARACTER	28	*	free
76	(4C)	CHARACTER	4	EX2IOPCID	event id 'EQQx'

Offsets					
Dec	Hex	Type	Len	Name (Dim)	Description
0	(0)	STRUCTURE	80	EX2AGENTINFO	agent info event record
0	(0)	CHARACTER	1	EX2AISYST	'2' event
1	(1)	CHARACTER	1	EX2AITYPE	type event
2	(2)	UNSIGNED	1	EX2AIFLAGS	flags
		1... ..		EX2AISUSPD	event suspended
		.111 1111		*	reserved
3	(3)	CHARACTER	1	EX2AINEWSTAT	A   O (active or offline)
4	(4)	SIGNED	4	EX2AIFPLEVEL	fix pack level

Offsets					
Dec	Hex	Type	Len	Name (Dim)	Description
8	(8)	CHARACTER	8	EX2AIDEST	destination name
16	(10)	CHARACTER	8	EX2AIVERSION	agent version
24	(18)	CHARACTER	16	EX2AIOSNAME	op. system
40	(28)	CHARACTER	16	EX2AIOSLEVEL	op. system level
56	(38)	SIGNED	2	EX2AIDUMMYCHG	first active
58	(3A)	SIGNED	2	*	reserved
60	(3C)	CHARACTER	16	*	reserved
76	(4C)	CHARACTER	4	EX2AIOPCID	event id 'EQQx'

Offsets					
Dec	Hex	Type	Len	Name (Dim)	Description
0	(0)	STRUCTURE	80	EX2JOBLOG	agent info event record
0	(0)	CHARACTER	1	EX2JLSYST	'2' event
1	(1)	CHARACTER	1	EX2JLTYPE	type event
2	(2)	UNSIGNED	1	EX2JLFLAGS	flags
		1... ..		EX2JLSUSPD	event suspended
		.111 1111		*	reserved
3	(3)	CHARACTER	1	EX2JLSTATUS	job log req status C E
4	(4)	CHARACTER	8	EX2JLOCCTOKEN	occurrence token
12	(C)	CHARACTER	8	EX2JLUSER	job request user
20	(14)	ADDRESS	4	EX2JLBUFPTR	job log buffer
24	(18)	ADDRESS	4	EX2JLBUFLLEN	job log buffer length
28	(1C)	SIGNED	2	EX2JLOPNUM	operation number
30	(1E)	CHARACTER	2	*	reserved
32	(20)	SIGNED	4	EX2JLLENGTH	joblog length
36	(24)	CHARACTER	40	*	reserved
76	(4C)	CHARACTER	4	EX2JLOPCID	event id 'EQQx'

Offsets					
Dec	Hex	Type	Len	Name (Dim)	Description
0	(0)	STRUCTURE	100	EX2BIND	subscription (bind) req
0	(0)	CHARACTER	1	EX2BSYST	'2' event
1	(1)	CHARACTER	1	EX2BTYPE	'Y' type event
2	(2)	UNSIGNED	1	EX2BFLAGS	flags
		1... ..		EX2BSUSPD	event suspended
		.111 1111		*	reserved
3	(3)	CHARACTER	1	*	free
4	(4)	CHARACTER	18	EX2BTOMATCH	
4	(4)	CHARACTER	16	EX2BADID	application id
20	(14)	SIGNED	2	EX2BOPNUM	operation number
22	(16)	SIGNED	2	EX2BDESTNUM	number of backup dests
24	(18)	CHARACTER	8	EX2BIA	input arrival for match
24	(18)	SIGNED	4	EX2BIAD	date (00yydddf)
28	(1C)	SIGNED	4	EX2BIAT	time (sec*100)
32	(20)	CHARACTER	56	EX2BALIAS	alias
88	(58)	CHARACTER	8	EX2BDEST1	first destination name
96	(60)	ADDRESS	4	EX2BXPTR	ptr to extended part

C code allocates only one buffer: the extended part always follows the fixed part. Used ptr instead of char(0) for an easier addition of new fields in the event.



Offsets					
Dec	Hex	Type	Len	Name (Dim)	Description
0	(0)	STRUCTURE	*	EX2BEXT	subscription ext part
0	(0)	CHARACTER	8	EX2BDESTS(*)	backup destinations
0	(0)	CHARACTER	8	EX2DESTNM	dest name

#### Events constants

Offsets					
Dec	Hex	Type	Len	Name (Dim)	Description
1		CHARACTER	2	EX2EVENT	z-Centric Event Type
1		CHARACTER	P	EX2SPEVE	submit - post executed
1		CHARACTER	T	EX2STEVE	submit - post failed
1		CHARACTER	s	EX2SBEVE	submitted
1		CHARACTER	S	EX2SEEVE	start execution
1		CHARACTER	C	EX2JCEVE	job completed successfully
1		CHARACTER	K	EX2JKEVE	job killed
1		CHARACTER	E	EX2EEEVE	job ended in error (exec)
1		CHARACTER	e	EX2EREVE	recovery in progress
1		CHARACTER	F	EX2EFEVE	submission failed
1		CHARACTER	U	EX2UUEVE	job status unknown
1		CHARACTER	R	EX2RREVE	reset job status to ready
1		CHARACTER	B	EX2BFEVE	bind failed event
1		CHARACTER	I	EX2BIEVE	bind ok event
1		CHARACTER	Y	EX2BREVE	bind request
1		CHARACTER	O	EX2OOEVE	online/offline event
1		CHARACTER	L	EX2JLEVE	joblog retrieval
1		CHARACTER	X	EX2XDEVE	manage XD
1		CHARACTER	C	EX2JLCOM	joblog retrieval complete
1		CHARACTER	E	EX2JLERR	joblog retrieval error
1		CHARACTER	S	EX2JLSUS	joblog retrieval suspend
1		CHARACTER	P	EX2XDPND	check pending
1		CHARACTER	K	EX2XDKLL	kill bind request
1		CHARACTER	F	EX2XDERR	failed to notify mark XD failed
1		CHARACTER	D	EX2XDDEL	notification completed remove XD
1		CHARACTER	A	EX2_DESTACT	destination status active
1		CHARACTER	O	EX2_DESTOFF	destination status offline
1		CHARACTER	P	EX2BRPRE	matching criteria closest preceding
1		CHARACTER	I	EX2BRINT	matching criteria interval

## Cross reference

Name	Hex Offset	Hex Value	Level
EX2	0		1
EX2ADUR	44		2
EX2AGENTINFO	0		1
EX2AIDEST	8		2
EX2AIDUMMYCHG	38		2
EX2AIFLAGS	2		2
EX2AIFPLEVEL	4		2
EX2AINEWSTAT	3		2

Name	Hex Offset	Hex Value	Level
EX2AIOPCID	4C		2
EX2AIOSLEVEL	28		2
EX2AIOSNAME	18		2
EX2AISUSPD	2	80	3
EX2AISYST	0		2
EX2AITYPE	1		2
EX2AIVERSION	10		2
EX2BADID	4		3
EX2BALIAS	20		2
EX2BDESTNUM	16		2
EX2BDESTS	0		2
EX2BDEST1	58		2
EX2BEXT	0		1
EX2BFLAGS	2		2
EX2BIA	18		2
EX2BIAD	18		3
EX2BIAT	1C		3
EX2BIND	0		1
EX2BOPNUM	14		3
EX2BSUSPD	2	80	3
EX2BSYST	0		2
EX2BTOMATCH	4		2
EX2BTTYPE	1		2
EX2BXPTR	60		2
EX2CDAT	30		2
EX2CTIM	34		2
EX2DAT2	2C		2
EX2DESTNM	0		3
EX2DUMMY	2	20	3
EX2ERRC	3C		3
EX2ERRN	3C		2
EX2FLAGS	2		2
EX2IFLAGS	2		2
EX2IIAD	28		2
EX2IIAT	2C		2
EX2IJOBNAME	14		2
EX2IOCCTOKEN	4		3
EX2IOPCID	4C		2
EX2IOPNUM	1C		2
EX2ISUBSYS	24		2
EX2ISUBTOKEN	C		3

Name	Hex Offset	Hex Value	Level
EX2ISUSPD	2	80	3
EX2ISYST	0		2
EX2ITOKENS	4		2
EX2ITYPE	1		2
EX2IWSNAME	20		2
EX2JCLI	1C		2
EX2JLBUFLEN	18		2
EX2JLBUFPtr	14		2
EX2JLFLAGS	2		2
EX2JLLENGTH	20		2
EX2JLOCCTOKEN	4		2
EX2JLOPCID	4C		2
EX2JLOPNUM	1C		2
EX2JLSTATUS	3		2
EX2JLSUSPD	2	80	3
EX2JLSYST	0		2
EX2JLTYPE	1		2
EX2JLUSER	C		2
EX2JOB	24		2
EX2JOBINFO	0		1
EX2JOBLOG	0		1
EX2JOBNUM	14		2
EX2NUMERR	2	40	3
EX2OCCTOKEN	4		3
EX2OPCID	4C		2
EX2OPNUM	1E		2
EX2SUBSYS	40		2
EX2SUBTOKEN	C		3
EX2SUSPD	2	80	3
EX2SYST	0		2
EX2TIM2	38		2
EX2TOKENS	4		2
EX2TYPE	1		2
EX2UNKNOWN	1D		2
EX2WSNAME	20		2
EX2XD	0		1
EX2XDALIAS	C		2
EX2XDDPSET	2	10	3
EX2XDFLAGS	2		2
EX2XDOPCID	4C		2
EX2XDPCP	2	40	3

Name	Hex Offset	Hex Value	Level
EX2XDPLT	2	20	3
EX2XDSUBT	3		2
EX2XDSUSPD	2	80	3
EX2XDSYST	0		2
EX2XDTOKEN	4		2
EX2XDTYPE	1		2

---

## EXE - Backup event

Name : DCLEXE

Function:

This segment declares a resource data set backup event record. These event records are built via the EQQEVPGM and EQQEVCMDB programs, and they are passed to the event writer via CSA buffers, and written to an event data set as part of an event record by the event writer.

Offsets					
Dec	Hex	Type	Len	Name (Dim)	Description
0	(0)	STRUCTURE	80	EXE	BACKUP EVENT
0	(0)	CHARACTER	1	EXETYPE	'E' FOR BACKUP EVENT
1	(1)	CHARACTER	2	EXERES	'CP' = CURRENT PLAN 'JS' = JCL REPOSITORY DSN
3	(3)	CHARACTER	1	*	RESERVED
4	(4)	CHARACTER	8	EXEUSER	NAME OF UPDATING USER
12	(C)	CHARACTER	4	*	RESERVED
16	(10)	SIGNED	4	EXECDAT	CREATION DATE (00YYDDDDF)
20	(14)	SIGNED	4	EXECTIM	CREATION TIME (SEC-100)
24	(18)	CHARACTER	52	*	RESERVED
76	(4C)	CHARACTER	4	EXEOPCID	EVENT ID 'EQQX'

## Cross reference

Name	Hex Offset	Hex Value	Level
EXE	0		1
EXECDAT	10		2
EXECTIM	14		2
EXEOPCID	4C		2
EXERES	1		2
EXETYPE	0		2
EXEUSER	4		2

---

## EXF - Joblog retrieval event

Name : DCLEXF

Function:

This segment declares the joblog retrieval events for the Archiver.

The events describe the following stages of joblog retrieval:

FI           initiation  
 F0           started  
 F2           ended

Joblog Retrieval events are all created on the Controller side:

FI is created by GS task, when request to FL is sent

F0 is created by FL task, when request from GS is received

F2 is created by FL task, when retrieve result must be sent

Offsets

Dec	Hex	Type	Len	Name (Dim)	Description
0	(0)	STRUCTURE	80	EXF	JOBLOG-RETRIEVAL EVENT
0	(0)	CHARACTER	1	EXFEVTYP	EVENT TYPE = F
1	(1)	CHARACTER	1	EXFTYPE	TYPE OF INITIATED PROCESS I = JOBLOG RETRIEVAL INITIATED 0 = JOBLOG RETRIEVAL STARTED 2 = JOBLOG RETRIEVAL ENDED
2	(2)	CHARACTER	2	*	RESERVED
4	(4)	CHARACTER	16	EXFADID	APPLICATION ID
20	(14)	CHARACTER	10	EXFIA	INPUT ARRIVAL
20	(14)	CHARACTER	6	EXFIAD	.. IA DATE YYMMDD
26	(1A)	CHARACTER	4	EXFIAT	.. IA TIME HHMM
30	(1E)	UNSIGNED	2	EXFFLAGS	NOT USED
32	(20)	CHARACTER	30	EXFTYPES	DECLARATION OF TYPES
62	(3E)	SIGNED	2	EXFGMTOF	GMT OFFSET IN MINUTES
64	(40)	CHARACTER	8	EXFTIMES	REQUEST TIME STAMP AS PASSED FROM THE CONTROLLER WORD BNDRY
64	(40)	SIGNED	4	EXFTDATE	DATE FORMAT (00YYDDDF)
68	(44)	SIGNED	4	EXFTTIME	TIME FORMAT (SECS*100)
72	(48)	CHARACTER	4	EXFSSNM	NOT USED
76	(4C)	CHARACTER	4	EXFID	EVENT IDENTIFICATION 'EQQN'

Offsets

Dec	Hex	Type	Len	Name (Dim)	Description
32	(20)	STRUCTURE	30	EXFTYPEI	FI=JOBLOG-RETRIEVAL INITIATION
32	(20)	UNSIGNED	2	EXFIOPR#	OPERATION NUMBER
34	(22)	CHARACTER	8	EXFIUSER	TSO USERID
42	(2A)	CHARACTER	4	EXFIWS	WORK STATION NAME
46	(2E)	CHARACTER	8	EXFIJNM	JOBNAME
54	(36)	CHARACTER	8	EXFIJID	JOB ID

Offsets

Dec	Hex	Type	Len	Name (Dim)	Description
32	(20)	STRUCTURE	30	EXFTYPE0	F0=JOBLOG-RETRIEVAL STARTED
32	(20)	SIGNED	4	EXF0OCC#	OCCURRENCE NUMBER
36	(24)	SIGNED	4	EXF0OPR#	OPERATION NUMBER
40	(28)	CHARACTER	8	EXF0JNM	JOBNAME
48	(30)	CHARACTER	8	EXF0JID	JOB ID
56	(38)	CHARACTER	6	*	FREE

Offsets					
Dec	Hex	Type	Len	Name (Dim)	Description
32	(20)	STRUCTURE	30	EXF2YPE2	F2=JOBLOG-RETRIEVAL ENDED
32	(20)	SIGNED	4	EXF2OPR#	OPERATION NUMBER
36	(24)	CHARACTER	1	EXF2STAT	FINAL RESULT OF JOBLOG RETRIEVAL C = COMPLETED NORMALLY E = PROCESSING ENDED IN ERROR
37	(25)	CHARACTER	1	EXF2XST	' ' = DEFAULT VALUE
38	(26)	CHARACTER	8	EXF2USER	USERID TO BE NOTIFIED
46	(2E)	CHARACTER	1	EXF2TYPE	REQUEST TYPE J = JOBLOG ONLY A = ALL IN MSGCLASS
47	(2F)	CHARACTER	4	EXF2WSN	WORK STATION NAME
51	(33)	CHARACTER	11	*	RESERVED

## Cross reference

Name	Hex Offset	Hex Value	Level
EXF	0		1
EXFADID	4		2
EXFEVTYP	0		2
EXFFLAGS	1E		2
EXFGMTOF	3E		2
EXFIA	14		2
EXFIAD	14		3
EXFIAT	1A		3
EXFID	4C		2
EXFIJID	36		2
EXFIJNM	2E		2
EXFIOPR#	20		2
EXFIUSER	22		2
EXFIWS	2A		2
EXFSSNM	48		2
EXFTDATE	40		3
EXFTIMES	40		2
EXFTTIME	44		3
EXF2YPE	1		2
EXF2YPEI	20		1
EXF2YPES	20		2
EXF2YPE0	20		1
EXF2YPE2	20		1
EXF0JID	30		2
EXF0JNM	28		2
EXF0OCC#	20		2

Name	Hex Offset	Hex Value	Level
EXFOOPR#	24		2
EXF2OPR#	20		2
EXF2STAT	24		2
EXF2TYPE	2E		2
EXF2USER	26		2
EXF2WSN	2F		2
EXF2XST	25		2

## EXH - History

Name : DCLEXH

Function:

This segment declares the creation of cp14 (joblog status) events when an "old" occurrence is selected from the DB2 History data base and is added to the current plan. The events are written to JT, but not to the event data set.

Offsets					
Dec	Hex	Type	Len	Name (Dim)	Description
0	(0)	STRUCTURE	80	EXH	HISTORY ADD EVENT
0	(0)	CHARACTER	1	EXHEVTYP	EVENT TYPE = H
1	(1)	CHARACTER	1	EXHTYPE	SUBTYPE .. D DATASET RECORD ADD .. J JOBLOG STATUS ADD
2	(2)	CHARACTER	2	*	RESERVED
4	(4)	CHARACTER	16	EXHADID	APPLICATION ID
20	(14)	CHARACTER	10	EXHIA	INPUT ARRIVAL
20	(14)	CHARACTER	6	EXHIAD	.. IA DATE YYMMDD
26	(1A)	CHARACTER	4	EXHIAT	.. IA TIME HHMM
30	(1E)	UNSIGNED	2	EXHFLAGS	FLAG AREA
30	(1E)	BITSTRING	2	*	RESERVED
32	(20)	SIGNED	2	EXHIOPR#	OPERATION NUMBER
34	(22)	CHARACTER	8	EXHIUSER	TSO USERID
42	(2A)	CHARACTER	4	EXHIWS	WORK STATION NAME
46	(2E)	CHARACTER	8	EXHIJNM	JOBNAME
54	(36)	CHARACTER	8	EXHIJID	job id
62	(3E)	SIGNED	2	EXHGMTOF	GMT OFFSET IN MINUTES
64	(40)	CHARACTER	8	EXHTIMES	ADD OCCASION TIME STAMP WORD BNDRY
64	(40)	SIGNED	4	EXHTDATE	DATE FORMAT (00YYDDDF)
68	(44)	SIGNED	4	EXHTTIME	TIME FORMAT (SECS*100)
72	(48)	CHARACTER	4	EXHSSNM	ORIGINATING SS NAME
76	(4C)	CHARACTER	4	EXHID	EVENT IDENTIFICATION 'EQQN'

## Cross reference

Name	Hex Offset	Hex Value	Level
EXH	0		1
EXHADID	4		2
EXHEVTYP	0		2

Name	Hex Offset	Hex Value	Level
EXHFLAGS	1E		2
EXHGMTOF	3E		2
EXHIA	14		2
EXHIAD	14		3
EXHIAT	1A		3
EXHID	4C		2
EXHIJID	36		2
EXHIJNM	2E		2
EXHIOPR#	20		2
EXHIUSER	22		2
EXHIWS	2A		2
EXHSSNM	48		2
EXHTDATE	40		3
EXHTIMES	40		2
EXHTTIME	44		3
EXHTYPE	1		2

## EXI - Initialization event

Name : DCLEXI

Function:

This segment declares an initialization event. These event records used to coordinate and checkpoint submit requests between the controller and the trackers.

Offsets		Type	Len	Name (Dim)	Description
0	(0)	STRUCTURE	80	EXI	INITIALIZATION EVENT
0	(0)	CHARACTER	1	EXIEVTYP	EVENT TYPE = I
1	(1)	CHARACTER	3	EXITYPE	TYPE OF INITIATED PROCESS 'J0' = SUBMIT SEQ# EVENT J1 = JCL SUBMIT J2 = JCL STARTED TASK WTO = WTO MESSAGE REL = JOB RELEASE OSI = OSI TYPE SUBMIT WLM = WLM JOB PROMOTION
4	(4)	CHARACTER	4	EXIWSID	WORK STATION ID
8	(8)	CHARACTER	16	EXIADID	APPLICATION NAME
8	(8)	CHARACTER	16	EXIJ4SCHENV	SCHEDULING ENVIRONMENT NAME (J4)
8	(8)	CHARACTER	8	EXIRCRCR	REQUEST CREATE TIME (J0)
8	(8)	SIGNED	4	EXIRCRED	DATE (FORMAT: 00YYDDDF)
12	(C)	SIGNED	4	EXIRCRET	TIME (FORMAT: SECS*100)
16	(10)	CHARACTER	8	EXIOCCTOK	OCCURRENCE TOKEN
16	(10)	UNSIGNED	2	EXIWSEQ#	SUBMIT SEQ# FROM WS
18	(12)	CHARACTER	6	*	
24	(18)	CHARACTER	10	EXIOCIA	OCCURRENCE INPUT ARRIVAL
24	(18)	CHARACTER	8	EXIJ4OCCTOK	OCCURRENCE TOKEN (J4)
32	(20)	SIGNED	2	EXIJ4SPLEX	SYSPLEX ID (J4)



Offsets						
Dec	Hex	Type	Len	Name (Dim)	Description	
34	(22)	SIGNED	2	EXIOPNUM	OPERATION NUMBER	
34	(24)	SIGNED	4	EXIWLMRC	WLM PROMOTION REQUEST RC	
36	(24)	BITSTRING	4	EXIFLAGS	FLAG AREA	
36	(24)	BITSTRING	1	EXIFLAG1	FLAG BYTE 1	
		1... ....		EXIFAIL	ON=INIT OF PROCESS FAILED	
		.1.. ....		EXISFAIL	ON=SUBMIT FAIL	
		..1. ....		EXINOEDP	ON=NO EDP UPDATES FOR THIS EV	
		...1 ....		EXIWLMMAH	ON= JOB ALREADY IN HI PERFORM CLASS	
		.... 1...		EXISEUND	ON= SCHEDULING ENVIRONMENT NOT DEFINED	
		.... .1..		EXISENOAVA	ON= SCHEDULING ENVIRONMENT NOT AVAILABLE	
		.... ..1.		EXISENOJPL	ON= SCHEDULING ENVIRONMENT NOT AVAILABLE AT JESPLEX	
		.... ...1		*	RESERVED	
37	(25)	BITSTRING	1	EXIFLAG2	FLAG BYTE 2	
		1... ....		EXI2FAIL	INIT OF PROCESS FAILED	
		.1.. ....		EXI2PLTE	POSSIBLE LATE I EVENT	
		..1. ....		EXI2BAD	STC FUNCTION NOT ACTIVE	
		...1 ....		EXI2NJSS	NOT JES MANAGED SUBSYSTEM	
		.... 1...		EXI2FJES	STC FAILED JES INPUT SERVICE	
		.... .1..		EXI2NCF	NCF DESTINATION NOT VALID	
		.... ..11		*	RESERVED	
38	(26)	BITSTRING	1	EXIFLAG3	FLAG BYTE 3	
		1... ....		EXI3OOS	SUBMIT OUT-OF-SEQUENCE	
		.1.. ....		EXI3NCKP	CHECKPOINT NOT ACTIVE	
		..1. ....		EXI31ST	1ST TIME SWITCH	
		...1 ....		EXI3MISR#	SEQ REQUEST MISMATCH	
		.... 1...		EXI3ALLOK	VALID SUBMIT SEQUENCE OF WA VS. SU	
		.... .1..		*	RESERVED	
		.... ..1.		EXI3BADJ0	BAD J0 EVENT (OR CP)	
		.... ...1		EXI3RDOP	ERROR READ CP OPER	
39	(27)	BITSTRING	1	EXIFLAG4	FLAG BYTE 4	
		1... ....		EXI4RDJN	ERROR READ CP JNT	
		.1.. ....		EXI4NSUB	SUB04 IS BLANK	
		..1. ....		EXI4JOB#	JES04 IS BLANK	
		...1 ....		*	RESERVED	
		.... 1...		EXI4NSOP	CPLSUBOP IS SET TO OFF	
		.... .11.		*	RESERVED	
		.... ...1		EXI4SUCC	SUCCESSFUL SUBMIT	
40	(28)	CHARACTER	8	EXIJOB#	JOB/STC NAME	
40	(28)	UNSIGNED	2	EXIWORK#	CURRENT CATCHUP VALUE(J0)	
42	(2A)	UNSIGNED	2	EXIESEQW	CURRENT EVDS VALUE (J0)	
44	(2C)	UNSIGNED	2	EXIEDOA#	CURRENT DOA VALUE (J0)	

Offsets					
Dec	Hex	Type	Len	Name (Dim)	Description
46	(2E)	UNSIGNED	2	EXIJASID	JOB/STC ASID
48	(30)	CHARACTER	8	EXIJOBID	JOB/STC NUMBER (J1, J2 ONLY)
48	(30)	CHARACTER	8	EXIWLMLCLS	WLM CLASS (WLM ONLY)
48	(30)	CHARACTER	1	EXIEVLOG	RESERVED (WLM)
49	(31)	CHARACTER	7	*	RESERVED (WLM)
56	(38)	SIGNED	2	EXIGMTOF	GMT OFFSET, IN MINUTES
58	(3A)	SIGNED	2	EXIWLMRSN	WLM PROMOTION REQUEST, REASON CODE
60	(3C)	CHARACTER	8	EXICREAT	EVENT RECORD CREATION TIME WORD BNDRY
60	(3C)	SIGNED	4	EXIDATE	DATE FORMAT (00YYDDDF)
64	(40)	SIGNED	4	EXITIME	TIME FORMAT (SECS*100)
68	(44)	CHARACTER	4	EXISSNM	DQE ORIGINATING SUBSYS NAME
72	(48)	UNSIGNED	2	EXIESEQ#	CURRENT EVDS SEQ# (J0)
74	(4A)	UNSIGNED	2	EXISSEQ#	CURRENT SUBMIT SEQ# (J0)
74	(4A)	UNSIGNED	1	EXIRSEQ#	CURRENT REQUEST SEQ# (J0)
75	(4B)	CHARACTER	1	*	RESERVED
76	(4C)	CHARACTER	4	EXIID	EVENT ID 'EQQX'

## Cross reference

Name	Hex Offset	Hex Value	Level
EXI	0		1
EXIADID	8		2
EXICREAT	3C		2
EXIDATE	3C		3
EXIEDOA#	2C		3
EXIESEQ#	48		2
EXIESEQW	2A		3
EXIEVLOG	30		4
EXIEVTYP	0		2
EXIFAIL	24	80	5
EXIFLAGS	24		3
EXIFLAG1	24		4
EXIFLAG2	25		4
EXIFLAG3	26		4
EXIFLAG4	27		4
EXIGMTOF	38		2
EXIID	4C		2
EXIJASID	2E		3
EXIJOBID	30		2
EXIJOBN	28		2
EXIJ4OCCTOK	18		3
EXIJ4SCHENV	8		3

Name	Hex Offset	Hex Value	Level
EXIJ4SPLEX	20		3
EXINOEDP	24	20	5
EXIOCCTOK	10		3
EXIOCIA	18		2
EXIOPNUM	22		2
EXIRCRE	8		3
EXIRCRED	8		4
EXIRCRET	C		4
EXIRSEQ#	4A		3
EXISENOAVA	24	04	5
EXISENOJPL	24	2	5
EXISENOVA	24	4	4
EXISEUND	24	8	5
EXISFAIL	24	40	5
EXISSEQ#	4A		2
EXISSNM	44		2
EXITIME	40		3
EXITYPE	1		2
EXIWLMAH	24	10	5
EXIWLMCLS	30		3
EXIWLMRC	24		2
EXIWLMRSN	3A		2
EXIWORK#	28		3
EXIWSEQ#	10		3
EXIWSID	4		2
EXI2BAD	25	20	5
EXI2FAIL	25	80	5
EXI2FJES	25	08	5
EXI2NCF	25	04	5
EXI2NJSS	25	10	5
EXI2PLTE	25	40	5
EXI3ALLOK	26	08	5
EXI3BADJ0	26	02	4
EXI3MISR#	26	10	5
EXI3NCKP	26	40	5
EXI3OOS	26	80	5
EXI3RDOP	26	01	4
EXI31ST	26	20	5
EXI4JOB#	27	20	5
EXI4NSOP	27	08	5
EXI4NSUB	27	40	5

Name	Hex Offset	Hex Value	Level
EXI4RDJN	27	80	5
EXI4SUCC	27	01	5

---

## EXM - Job submit activate/deactivate event

Name : DCLEXM

Function:

This segment declares a job submit activate/deactivate event. These events are built by eqqevpgm and eqqevcmd programs, are passed to the event writer via csa buffers, and are written to an event data set as part of an event record by the event writer.

Offsets					
Dec	Hex	Type	Len	Name (Dim)	Description
0	(0)	STRUCTURE	80	EXM	JOB SUB ACT/DEACT EVENT
0	(0)	CHARACTER	1	EXMTYPE	'M' FOR JOBSUB EVENT
1	(1)	CHARACTER	1	EXMACT	'Y' FOR ACTIVATE 'N' FOR DEACTIVATE
2	(2)	CHARACTER	1	EXMJSTYP	'H' = HOST ENVIRONMENT 'F' = DISTRIBUTED ENVIRONMENT 'B' = BOTH ENVIRONMENTS
3	(3)	CHARACTER	1	*	RESERVED
4	(4)	CHARACTER	8	EXMUSER	TSO USER ID
12	(C)	CHARACTER	4	*	RESERVED
16	(10)	SIGNED	4	EXMCDAT	EVENT DATE (00YYDDDF)
20	(14)	SIGNED	4	EXMCTIM	EVENT TIME (SEC-100)
24	(18)	CHARACTER	52	*	RESERVED
76	(4C)	CHARACTER	4	EXMOPCID	EVENT ID EQQX

## Cross reference

Name	Hex Offset	Hex Value	Level
EXM	0		1
EXMACT	1		2
EXMCDAT	10		2
EXMCTIM	14		2
EXMJSTYP	2		2
EXMOPCID	4C		2
EXMTYPE	0		2
EXMUSER	4		2

---

## EXO - ON/OFF line event

Name : DCLEXO

Function:

This segment declares a workstation availability event generated by WSSTAT, EQQUSINW, EQQUSIN, or from TCP/IP connected trackers.

Offsets					
Dec	Hex	Type	Len	Name (Dim)	Description
0	(0)	STRUCTURE	80	EXO	ON/OFF LINE EVENT
0	(0)	CHARACTER	1	EXOEVTYP	EVENT TYPE = O
1	(1)	CHARACTER	1	*	RESERVED
2	(2)	CHARACTER	1	EXOSTYPE	EXO SUBTYPE 'F'=OFF;'N'=ON
3	(3)	CHARACTER	8	EXODEST	DESTINATION
11	(B)	CHARACTER	1	EXOTYPE	DESTINATION TYPE:  'X'=XCF 'D'=DASD 'H'=HOST 'S'=SNA
12	(C)	BITSTRING	4	EXOFLGS	EXO FLAGS
		1... ..		EXOSYSG	SYSTEM GONE FLAG
		.1.. ..		EXOEDP	REQUEST FOR EDP
		..1. ....		EXOUX009	EVENT ISSUED DUE TO UX009 RC
12	(C)	BITSTRING	3	*	RESERVED
16	(10)	SIGNED	2	EXOGMTOF	GMT OFFSET IN MINUTES
18	(12)	SIGNED	2	*	RESERVED
20	(14)	CHARACTER	8	EXOCREAT	EVENT RECORD CREATION TIME WORD BNDRY
20	(14)	SIGNED	4	EXODATE	DATE FORMAT (00YYDDDF)
24	(18)	SIGNED	4	EXOTIME	TIME FORMAT (SECS*100)
28	(1C)	CHARACTER	8	EXOEVEV	EVENT CREATION TIME WORD BNDRY
28	(1C)	SIGNED	4	EXOEDATE	DATE FORMAT (00YYDDDF)
32	(20)	SIGNED	4	EXOETIME	TIME FORMAT (SECS*100)
36	(24)	CHARACTER	4	EXOWSNAME	WORKSTATION NAME
40	(28)	CHARACTER	1	EXORROUTE	REROUTE INDICATOR
41	(29)	CHARACTER	1	EXOSTARTOPR	STARTED OPERATIONS ACTION
42	(2A)	CHARACTER	4	EXOALTWS	ALTERNATE WS NAME
46	(2E)	CHARACTER	1	EXOAACT	ACTIONS ON ACTIVATE
47	(2F)	CHARACTER	29	*	RESERVED
76	(4C)	CHARACTER	4	EXOID	EVENT ID 'EQQX'

## Cross reference

Name	Hex Offset	Hex Value	Level
EXO	0		1
EXOAACT	2E		2
EXOALTWS	2A		2
EXOCREAT	14		2
EXODATE	14		3
EXODEST	3		2

Name	Hex Offset	Hex Value	Level
EXOEDATE	1C		3
EXOEDP	C	40	3
EXOETIME	20		3
EXOEVET	1C		2
EXOEVTYP	0		2
EXOFLGS	C		2
EXOGMTOF	10		2
EXOID	4C		2
EXORERROUTE	28		2
EXOSTARTOPR	29		2
EXOSTYPE	2		2
EXOSYSG	C	80	3
EXOTIME	18		3
EXOTYPE	B		2
EXOUX009	C	20	3
EXOWSNAME	24		2

## EXP - Restart and clean up event

Name : DCLEXP

Function:

This segment declares the restart and clean up event.

Offsets					
Dec	Hex	Type	Len	Name (Dim)	Description
0	(0)	STRUCTURE	80	EXP	JOBLOG RETRIEVAL EVENT
0	(0)	CHARACTER	1	EXPEVTYP	EVENT TYPE = P
1	(1)	CHARACTER	1	EXPTYPE	TYPE OF INITIATED PROCESS: I=OPINFO RETRIEVAL INITIATED O=OPINFO RETRIEVAL STARTED 2=OPINFO RETRIEVAL ENDED C=CLEAN UP EVENT D=DELETE RESTART AND CLEANUP DSTORE OLD ENTRIES X=ASK OPINFO RETRY
2	(2)	CHARACTER	1	EXPSUBT	SUBTYPE: I=CLEAN UP INIT 0=CLEAN UP START 2=CLEAN UP END
3	(3)	CHARACTER	1	EXPCALLER	G=GS TASK W=WSA TASK E=EM TASK A=AR TASK F=FL TASK
4	(4)	CHARACTER	16	EXPADID	ADID
20	(14)	CHARACTER	8	EXPOCCTOK	OCCURRENCE TOKEN
28	(1C)	CHARACTER	8	EXPDEST	DESTINATION
36	(24)	CHARACTER	30	EXPTYPES	DECLARATION OF TYPES
66	(42)	UNSIGNED	2	EXPGMTOF	GMT OFFSET IN MINUTES
68	(44)	CHARACTER	8	EXPTIMES	REQUEST TIME STAMP AS PASSED FROM THE CONTROLLER

Offsets					
Dec	Hex	Type	Len	Name (Dim)	Description
68	(44)	SIGNED	4	EXPTDATE	DATE FORMAT (00YYDDDF)
72	(48)	SIGNED	4	EXPTTIME	TIME FORMAT (SECS*100)
76	(4C)	CHARACTER	4	EXPID	EVENT IDENTIFICATION (EQQn)

Offsets					
Dec	Hex	Type	Len	Name (Dim)	Description
36	(24)	STRUCTURE	30	EXPTYPED	PD=DELETE RESTART AND CLEAN UP DSTORE OLD ENTRIES
36	(24)	CHARACTER	8	EXPDCP16	CP16 ID
44	(2C)	CHARACTER	22	*	FREE

Offsets					
Dec	Hex	Type	Len	Name (Dim)	Description
36	(24)	STRUCTURE	30	EXPTYPEX	PX=ASK OPINFO RETRY
36	(24)	CHARACTER	8	EXPXJNM	
44	(2C)	CHARACTER	8	EXPXJID	
52	(34)	SIGNED	4	EXPXRDRD	
56	(38)	SIGNED	4	EXPXRDRT	
60	(3C)	UNSIGNED	3	EXPXOCC	
63	(3F)	UNSIGNED	1	EXPROPR#	
64	(40)	CHARACTER	1	EXPFLAGS	
65	(41)	CHARACTER	1	EXP15	SET TO Y IF FROM DCPC2

Offsets					
Dec	Hex	Type	Len	Name (Dim)	Description
36	(24)	STRUCTURE	30	EXPTYPEI	PI=OPINFO RETRIEVAL INITIATION
36	(24)	UNSIGNED	2	EXPIOPR#	OPERATION NUMBER
38	(26)	CHARACTER	8	EXPIUSER	TSO USERID
46	(2E)	CHARACTER	4	EXPIWS	WORKSTATION NAME
50	(32)	CHARACTER	8	EXPIJNM	JOBNAME
58	(3A)	CHARACTER	8	EXPIJID	JOB ID

Offsets					
Dec	Hex	Type	Len	Name (Dim)	Description
36	(24)	STRUCTURE	30	EXPTYPECI	PC=OPINFO RETRIEVAL INIT CP15
36	(24)	UNSIGNED	2	EXPPCIOPR#	OPERATION NUMBER
38	(26)	CHARACTER	8	EXPCUSER	TSO USERID
46	(2E)	CHARACTER	4	EXPCWS	WORKSTATION NAME
50	(32)	CHARACTER	8	EXPCIJNM	JOBNAME
58	(3A)	CHARACTER	8	EXPCIJID	JOB ID

Offsets					
Dec	Hex	Type	Len	Name (Dim)	Description
36	(24)	STRUCTURE	24	EXPTYPE0	P0=OPINFO RETRIEVAL STARTED
36	(24)	UNSIGNED	2	EXP0OPR#	OPERATION NUMBER
38	(26)	CHARACTER	8	EXP0JNM	JOBNAME
46	(2E)	CHARACTER	8	EXP0JID	JOB ID
54	(36)	CHARACTER	6	*	FREE

Offsets					
Dec	Hex	Type	Len	Name (Dim)	Description
36	(24)	STRUCTURE	30	EXPTYPE2	P2=OPINFO RETRIEVAL ENDED
36	(24)	UNSIGNED	2	EXP2OPR#	OPERATION NUMBER
38	(26)	CHARACTER	1	EXP2STAT	FINAL RESULT OF JOBLOG RETRIEVAL: C=COMPLETED NORMALLY E=PROCESSING ENDED IN ERROR
39	(27)	CHARACTER	1	EXP2XST	BLANK=DEFAULT VALUE
40	(28)	CHARACTER	8	EXP2USER	USERID TO BE NOTIFIED
48	(30)	CHARACTER	8	EXP2JNM	JOBNAME
56	(38)		8	EXP2JID	JOB ID
64	(40)	CHARACTER	1	EXP2FLAGS EXP2FROMAR *	FLAGS FROM ARC DQE OPI FROM AR TASK
65	(41)	CHARACTER	1	*	RESERVED

Offsets					
Dec	Hex	Type	Len	Name (Dim)	Description
36	(24)	STRUCTURE	30	EXPTYPREQ	PLR/PCR=INIT APPLY LOGIC/CLEAN UP
36	(24)	UNSIGNED	2	EXPROPR#	OPERATION NUMBER
38	(26)	CHARACTER	8	EXPRJNM	JOBNAME
46	(2E)	CHARACTER	8	EXPRJID	JOB ID (ONLY NUMERIC PART)
54	(36)	CHARACTER	1	*	FREE
55	(37)	CHARACTER	1	EXPRDIA	CLEAN UP FROM DIALOG: Y=CLEAN UP IS PRESENT N=CLEAN UP NOT PRESENT BLANK=NOT FROM DIALOG
56	(38)	BITSTRING	1	EXPRFLAG  EXPREXP JCLUSED *	EXPANDED JCL REALLY USED EXPANDED JCL USED  FREE
57	(39)	CHARACTER	1	*	RESERVED
58	(3A)	CHARACTER	8	EXPRUSER	TSO USER

Offsets					
Dec	Hex	Type	Len	Name (Dim)	Description
36	(24)	STRUCTURE	30	EXPTYPCNF	PLR/PCR=INIT APPLY LOGIC/CLEAN UP ENDED
36	(24)	UNSIGNED	2	EXPCOPR#	OPERATION NUMBER
38	(26)	CHARACTER	4	EXPCGSTOK	GS REQUEST TOKEN
42	(2A)	CHARACTER	8	EXPCJNM	JOBNAME
50	(32)	CHARACTER	8	EXPCJID	JOB ID
58	(3A)	CHARACTER	1	EXPCSTAT	C=COMPLETED E=ERROR
59	(3B)	CHARACTER	1	EXPCXST	EXTENDED STATUS
60	(3C)	ADDRESS	4	EXPCJCL	POINTER TO JCL FOR DOA
64	(40)	BITSTRING	1	EXPCFLAG EXPCXPJCLUSED *	EXPANDED JCL REALLY USED  FREE
65	(41)	CHARACTER	1	*	RESERVED



Offsets					
Dec	Hex	Type	Len	Name (Dim)	Description
36	(24)	STRUCTURE	30	EXPTYPC2	PC2=MERGE FOR CLEAN UP OPERATION
36	(24)	UNSIGNED	2	EXPC2OPR#	OPERATION NUMBER
38	(26)	CHARACTER	4	EXPC2GSTOK	GS REQUEST TOKEN
42	(2A)	CHARACTER	8	EXPC2JNM	JOBNAME
50	(32)	CHARACTER	8	EXPC2JID	JOB ID
58	(3A)	CHARACTER	1	EXPC2OSTA	JOBLOG RETRIEVAL STATUS: C=COMPLETED E=ERROR
59	(3B)	CHARACTER	1	EXPC2STAT	CLEAN UP STATUS: C=COMPLETED E=ERROR
60	(3C)	CHARACTER	1	EXPC2XST	EXTENDED STATUS
61	(3D)	CHARACTER	1	EXPC2FLAGS	FLAGS FROM ARC DQE
62	(3E)	CHARACTER	4	*	RESERVED

## Cross reference

Name	Hex Offset	Hex Value	Level
EXP	0		1
EXPADID	4		2
EXPCALLER	3		2
EXPCEXPJCLUDED	40	80	3
EXPCGSTOK	26		2
EXPCIJID	3A		2
EXPCIJNM	32		2
EXPCIOPR#	24		2
EXPCIUSER	26		2
EXPCIWS	2E		2
EXPCJCL	3C		2
EXPCJID	32		2
EXPCJNM	2A		2
EXPCOPR#	24		2
EXPCSTAT	3A		2
EXPCXST	3B		2
EXPC2FLAGS	3D		2
EXPC2GSTOK	26		2
EXPC2JID	32		2
EXPC2JNM	2A		2
EXPC2OPR#	24		2
EXPC2OSTA	3A		2
EXPC2STAT	3B		2
EXPC2XST	3C		2
EXPDCP16	24		2
EXPDEST	1C		2
EXPEVTYP	0		2

Name	Hex Offset	Hex Value	Level
EXPGMTOF	42		2
EXPID	4C		2
EXPIJID	3A		2
EXPIJNM	32		2
EXPIOPR#	24		2
EXPIUSER	26		2
EXPIWS	2E		2
EXPOCCTOK	14		2
EXPRDIA	37		2
EXPREXPJCLUSED	38	80	3
EXPRFLAG	38		2
EXPRJID	2E		2
EXPRJNM	26		2
EXPROPR#	24		2
EXPRUSER	3A		2
EXPSUBT	2		2
EXPTDATE	44		3
EXPTIMES	44		2
EXPTTIME	48		3
EXPTYPCNF	24		1
EXPTYPC2	24		1
EXPTYPE	1		2
EXPTYPECI	24		1
EXPTYPED	24		1
EXPTYPEI	24		1
EXPTYPES	24		2
EXPTYPEX	24		1
EXPTYPE0	24		1
EXPTYPE2	24		1
EXPTYPREQ	24		1
EXPXCP15	41		2
EXPXFLAGS	40		2
EXPXJID	2C		2
EXPXJNM	24		2
EXPXOCC	3C		2
EXPXOPR#	3F		2
EXPXRDRD	34		2
EXPXRDRT	38		2
EXP0JID	2E		2
EXP0JNM	26		2
EXP0OPR#	24		2

Name	Hex Offset	Hex Value	Level
EXP2FLAGS	40		2
EXP2FROMAR	40	80	3
EXP2JID	38		2
EXP2JNM	30		2
EXP2OPR#	24		2
EXP2STAT	26		2
EXP2USER	28		2
EXP2XST	27		2

## EXR - exit record

Name : DCLEXR

Function:

This segment declares an exit record. Exit records are built by SMF and JES exits, passed to The event writer via CSA buffers, and are written to an event data set as part of an event record by the event writer.

Offsets					
Dec	Hex	Type	Len	Name (Dim)	Description
0	(0)	STRUCTURE	80	EXR	exit record
0	(0)	CHARACTER	2	EXRTYPE	record type
0	(0)	CHARACTER	1	EXRSYST	system type A B
1	(1)	CHARACTER	1	EXREVTYP	event type 1 2 3 4 5 6
2	(2)	CHARACTER	1	EXRSTYPE	event subtype (only type3)
3	(3)	BITSTRING	1	EXRFLAGS	exit flags
		1... ..		EXRRETRY	retry release command
		.1.. ..		EXROPCHO	this job is in hold
		..1. ....		EXROHELD	job was held by opc
		...1 ....		EXRJKILL	job killed by jes in rdr
		.... 1...		EXRJCCEC	error code from jcc
		.... .1..		EXRJCCCH	checked by jcc
		.... ..1.		EXRJCCER	error in jcc
		.... ...1		EXRRLAST	retcode(last) active
4	(4)	BITSTRING	1	EXRTERMF	termination flags
		1... ..		EXRJCSET	exrjcout is valid
		.1.. ..		EXRJCOUT	job has jcc sysout
		..1. ....		EXRDISCR	discrepancy msg
		...1 ....		EXRMCHLD	1= msgclass is held
		.... 1...		EXRCMREQ	1= requeue msg class
		.... .1..		EXREXTS	1= external submission (NMM)
		.... ..1.		EXRJBTAB	0=normal, 1=abend (job)
		.... ..1.		EXRABEND	0=normal, 1=abend (step)
		.... ...1		EXRFLUSH	0=normal, 1=flushed step
5	(5)	BITSTRING	1	EXRERROR	job error switch lcterror
		1... ..		EXRFAIL	job failed
		.1.. ..		EXRJQA	ON= is a JQA
		..1. ....		EXRZ2LEVEL	
		...1 ....		EXRR4LEVEL	
		.... 1...		EXRSINFO	1= step awareness

Offsets					
Dec	Hex	Type	Len	Name (Dim)	Description
		.... .1..		EXRCFAL	job failed on cond codes
		.... ..1.		EXRJJOB	JCJOB processed ok 3 exrlastfl bit(1), last step flushed
6	(6)	SIGNED	2	EXRGMTOF	gmt offset in minutes
8	(8)	CHARACTER	8	EXRJOB	job name
16	(10)	CHARACTER	8	EXRJOBID	job number
24	(18)	CHARACTER	8	EXRCREAT	event creation time
24	(18)	SIGNED	4	EXRDATE	date format (00yydddf)
28	(1C)	SIGNED	4	EXRTIME	time format (secs*100)
32	(20)	CHARACTER	8	EXRJSRDR	jes reader date & time
32	(20)	SIGNED	4	EXRRDATE	date format (00yydddf)
36	(24)	SIGNED	4	EXRRTIME	time format (secs*100)
40	(28)	SIGNED	4	EXRSDATE	operation start date
44	(2C)	SIGNED	4	EXRSTIME	operation start time
48	(30)	SIGNED	4	EXREDATE	operation end date
52	(34)	SIGNED	4	EXRETIME	operation end time
52	(34)	SIGNED	4	EXRORGID	nje origin job number
56	(38)	CHARACTER	8	EXRSTEPN	job step name
56	(38)	CHARACTER	8	EXRONJE	name of orig nje nod
56	(38)	CHARACTER	1	EXRCLASS	printout class
57	(39)	CHARACTER	1	*	reserved
58	(3A)	SIGNED	2	EXRASID	job asid
60	(3C)	SIGNED	4	EXREXEID	NJE execution jobn
64	(40)	CHARACTER	8	EXRPSTEP	procedure step name
64	(40)	CHARACTER	8	EXRNNJE	thisnext nje node
64	(40)	CHARACTER	8	EXRFORM	form number
72	(48)	SIGNED	2	EXRCODE	completioncondition code
74	(4A)	CHARACTER	1	EXRINDIC	status indicators
		1... ....		EXRJESV4	jes sp4 or above13P
		.1.. ....		EXRSPUN	spun off ds rcd
		..1. ....		EXRTERM	oper terminated datagroup
		...1 ....		EXRINTER	oper interrupted --
		.... 1...		EXRRSTRT	oper restarted --
		.... .1..		EXRNDEST	not final fsysmsgs 3P
		.... ..1.		EXRNODS4	no sysmsgs found 3P
		.... ...1		EXRSUSPD	suspended
75	(4B)	UNSIGNED	1	EXRSTPNR	step number
75	(4B)	BITSTRING	1	EXRPURGE	job purge bits
		111. ....		*	not used
		...1 ....		EXRSDEP	SDEP filter used
		.... 1...		EXRLASTAB	last step abended
		.... .1..		EXRSTALL	stepevents(all)
		.... ..1.		EXRSTNZ	stepevents(no) flag
		.... ...1		EXROPKAN	cancelled by oper
76	(4C)	CHARACTER	4	EXROPCID	opc identifier

## Cross reference

Name	Hex Offset	Hex Value	Level
EXR	0		1
EXRABEND	4	02	4
EXRASID	3A		4

Name	Hex Offset	Hex Value	Level
EXRCFAL	5	04	3
EXRCLASS	38		4
EXRCMREQ	4	08	3
EXRCODE	48		2
EXRCREAT	18		2
EXRDATE	18		3
EXRDISCR	4	20	3
EXREDATE	30		2
EXRERROR	5		2
EXRETIME	34		2
EXREVTYP	1		3
EXREXEID	3C		4
EXREXTS	4	04	3
EXRFAIL	5	80	3
EXRFLAGS	3		2
EXRFLUSH	4	01	3
EXRFORM	40		4
EXRGMTOF	6		2
EXRINDIC	4A		2
EXRINTER	4A	10	3
EXRJBTAB	4	02	3
EXRJCCCH	3	04	3
EXRJCCEC	3	08	3
EXRJCCER	3	02	3
EXRJCJOB	5	02	3
EXRJCOUT	4	40	3
EXRJCSET	4	80	3
EXRJESV4	4A	80	3
EXRJKILL	3	10	3
EXRJOBID	10		2
EXRJOBN	8		2
EXRJQA	5	40	3
EXRJSRDR	20		2
EXRLASTAB	4B	08	4
EXRMCHLD	4	10	3
EXRNDEST	4A	04	3
EXRNNJE	40		3
EXRNODS4	4A	02	3
EXROHELD	3	20	3
EXRONJE	38		3
EXROPCAN	4B	01	4

Name	Hex Offset	Hex Value	Level
EXROPCHO	3	40	3
EXROPCID	4C		2
EXRORGID	34		3
EXRPSTEP	40		2
EXRPURGE	4B		3
EXRRDATE	20		3
EXRRETRY	3	80	3
EXRRLAST	3	01	3
EXRRSTRT	4A	08	3
EXRRTIME	24		3
EXRR4LEVEL	5	10	3
EXRSDATE	28		2
EXRSDEP	4B	10	4
EXRSINFO	5	08	3
EXRSPUN	4A	40	3
EXRSTALL	4B	04	4
EXRSTEPN	38		2
EXRSTIME	2C		2
EXRSTNZ	4B	02	4
EXRSTPNR	4B		2
EXRSTYPE	2		2
EXRSUSPD	4A	01	3
EXRSYST	0		3
EXRTERM	4A	20	3
EXRTERMF	4		2
EXRTIME	1C		3
EXRTYPE	0		2
EXRZ2LEVEL	5	20	3

---

## EXS - Resource event

Name : DCLEXS

Function:

This segment declares a special resource change event record. These event records are built by the EQQEVPGM and EQQEVCMDB programs, are passed to the event writer via csa buffers, and are written to an event data set as part of an event record by the event writer. These events can also be generated from a call to EQQUSIN, ESSUSINS, or from the API.

Offsets					
Dec	Hex	Type	Len	Name (Dim)	Description
0	(0)	STRUCTURE	80	EXS	SPECIAL RESOURCE EVENT
0	(0)	CHARACTER	1	EXSTYPE	'S' FOR SPECIAL RESOURCE EVENT

Offsets					
Dec	Hex	Type	Len	Name (Dim)	Description
1	(1)	CHARACTER	1	EXSAVAIL	GLOBAL AVAILABILITY SETTING  Y=AVAILABLE, N=NOT AVAILABLE R=RESET <BLANK>='KEEP
2	(2)	CHARACTER	1	EXSCREATE	CREATE IF NEW, Y N
3	(3)	CHARACTER	1	EXSSUBTYPE	NOT USED
4	(4)	UNSIGNED	1	EXSGDGL	LENGTH OF GDG DS ROOT
5	(5)	CHARACTER	1	EXSR3DEF	DEFAULT SET IN R3
6	(6)	SIGNED	2	EXSGMTOF	GMT OFFSET (MINUTES)
8	(8)	SIGNED	4	EXSCDAT	CREATION DATE (00YYDDDF)
12	(C)	SIGNED	4	EXSCTIM	CREATION TIME (SEC*100)
16	(10)	SIGNED	4	EXSEDAT	EVENT DATE (00YYDDDF)
20	(14)	SIGNED	4	EXSETIM	EVENT TIME (SEC*100)
24	(18)	CHARACTER	8	EXSUSER	NAME OF UPDATING USER
32	(20)	CHARACTER	44	EXSNAME	RESOURCE NAME
76	(4C)	CHARACTER	4	EXSOPCID	EVENT ID 'EQQX'

## Cross reference

Name	Hex Offset	Hex Value	Level
EXS	0		1
EXSAVAIL	1		2
EXSCDAT	8		2
EXSCREATE	2		2
EXSCTIM	C		2
EXSEDAT	10		2
EXSETIM	14		2
EXSGDGL	4		2
EXSGMTOF	6		2
EXSNAME	20		2
EXSOPCID	4C		2
EXSR3DEF	5		2
EXSSUBTYPE	3		2
EXSTYPE	0		2
EXSUSER	18		2

## EXSA - Resource event extension

Name : DCLEXSA

Function:

Defines additional data for a resource event.

Offsets					
Dec	Hex	Type	Len	Name (Dim)	Description
0	(0)	STRUCTURE	88	EXSA	RES EVENT ADDENDUM
0	(0)	CHARACTER	4	EXSA_ID	DESCRIPTOR - EXSA
4	(4)	CHARACTER	2	EXSA_VER	BLOCK MAPPING VERSION
6	(6)	CHARACTER	44	EXSANAME	RESOURCE NAME
50	(32)	CHARACTER	4	EXSAOPCID	OPCID
54	(36)	BITSTRING	1	EXSAFLG1	FLAG BYTE 1
		1... ..		EXSARODM	RODM EVENT
		.1.. ..		EXSADEVS	DEVIATION SET
		..1. ....		EXSAQUAS	QUANTITY SET
		...1 ....		EXSADEVR	DEVIATION RESET
		.... 1...		EXSAQUAR	QUANTITY RESET
		.... .1..		EXSARODMLOST	RODM LOST
		.... ..1.		EXSALIFESPANB	LIFESPAN SPECIFIED
		.... ...1		*	RESERVED
55	(37)	CHARACTER	1	EXSATYPE	UPDATE TYPE. A, Q OR D UPD TYPE REQD FOR RODM EV
56	(38)	SIGNED	4	EXSAQUANT	QUANTITY
60	(3C)	SIGNED	4	EXSADEV	DEVIATION
64	(40)	SIGNED	4	* (2)	RESERVED
72	(48)	CHARACTER	1	EXSASUBE	
73	(49)	CHARACTER	1	EXSALIFESPAN	
					Y=YES N=NO R=RESET
76	(4C)	SIGNED	4	EXSALIFETIME	MINUTES
80	(50)	CHARACTER	8	EXSAJOB	JOB NAME FROM DS TRIGGER
88	(58)	CHARACTER	2	*	RESERVED

## Cross reference

Name	Hex Offset	Hex Value	Level
EXSA	0		1
EXSA_ID	0		2
EXSA_VER	4		2
EXSADEV	3C		2
EXSADEVR	36	10	3
EXSADEVS	36	40	3
EXSAFLG1	36		2
EXSAJOB	50		2
EXSALIFESPAN	49		2



Name	Hex Offset	Hex Value	Level
EXSALIFESPANB	36	02	3
EXSALIFETIME	4C		2
EXSANAME	6		2
EXSAOPCID	32		2
EXSAQUANT	38		2
EXSAQUAR	36	08	3
EXSAQUAS	36	20	3
EXSARODM	36	80	3
EXSARODMLOST	36	04	3
EXSASUBE	48		2
EXSATYPE	37		2

## EXT - Ready to receive event

Name : DCLEXT

Function:

This segment declares a SET TIME (GMTOFFSET) event record. These event records are built by the EQQEVPGM and EQQEVCMDB programs, passed to the Event Writer through CSA buffers, and written to an event data set as part of an event record by the Event Writer.

Offsets					
Dec	Hex	Type	Len	Name (Dim)	Description
0	(0)	STRUCTURE	80	EXT	READY TO RECEIVE EVENT
0	(0)	CHARACTER	1	EXTETYPE	EVENT TYPE = T
1	(1)	CHARACTER	3	*	RESERVED
4	(4)	CHARACTER	4	EXTSID	SYSTEM IDENTIFICATION
8	(8)	SIGNED	4	EXTGMTOF	GMT OFFSET IN MINUTES
12	(C)	SIGNED	4	EXTCDAT	CREATION DATE FORMAT (00YYDDDF)
16	(10)	SIGNED	4	EXTCTIM	CREATION TIME FORMAT (SEC*100)
20	(14)	SIGNED	4	EXTEDAT	EVENT DATE FORMAT (00YYDDDF)
24	(18)	SIGNED	4	EXTETIM	EVENT TIME FORMAT (SEC*100)
28	(1C)	SIGNED	4	EXTGMTSEC	GMT OFFSET
32	(20)	CHARACTER	4	EXTENF	T TYPE ENF
36	(24)	UNSIGNED	1	EXTENFB1	ENF 53 BYTE 1
37	(25)	UNSIGNED	1	EXTENFB2	ENF 53 BYTE 2
38	(26)	UNSIGNED	1	EXTENFB3	ENF 53 BYTE 3
39	(27)	CHARACTER	1	EXTRCHA	REAL CHANGE Y/M
40	(28)	CHARACTER	48	*	RESERVED
76	(4C)	CHARACTER	4	EXTOPCID	EVENT ID 'EQQX'

## Cross reference

Name	Hex Offset	Hex Value	Level
EXT	0		1
EXTCDAT	C		2

Name	Hex Offset	Hex Value	Level
EXTCTIM	10		2
EXTEDAT	14		2
EXTETIM	18		2
EXTGMTOF	8		2
EXTGMTSEC	1C		2
EXTOPCID	4C		2
EXTSID	4		2
EXTTYPE	0		2

## EXU - User event record

Name : DCLEXU

Function:

This segment declares a user exit event record. User event records are built by OPSTAT, EQQUSIN, EQQUSINT, or the API and passed to the event writer via CSA buffers, and are written to an event data set as part of an event record by the event writer.

Offsets					
Dec	Hex	Type	Len	Name (Dim)	Description
0	(0)	STRUCTURE	80	EXU	USER EVENT RECORD
0	(0)	CHARACTER	1	EXUSYST	'G' FOR GENERAL WS EVENT
1	(1)	CHARACTER	1	EXUTYPE	'S'=START,'C'=COMPLETE OR 'E'=ENDED IN ERROR
2	(2)	CHARACTER	1	EXUCLASS	SYSOUT CLASS
3	(3)	BITSTRING	1	EXUFLAGS	DHKA
		1... ....		EXUSORTIA	ON = SORT FOR IA DHKA
		.111 1111		*	DHKA
4	(4)	CHARACTER	8	EXUJOBN	JOB NAME
12	(C)	CHARACTER	16	EXUAPPL	APPLICATION NAME
28	(1C)	CHARACTER	4	EXUWSN	WORK STATION NAME
32	(20)	SIGNED	4	EXUCDAT	CREATION DATE (00YYDDDF)
36	(24)	SIGNED	4	EXUCTIM	CREATION TIME (SEC*100)
40	(28)	SIGNED	4	EXUEDAT	EVENT DATE (00YYDDDF)
44	(2C)	SIGNED	4	EXUETIM	EVENT TIME (SEC*100)
44	(2C)	SIGNED	2	EXUGMTOA	GMT OFFSET FOR APP
46	(2E)	SIGNED	2	*	RESERVED
48	(30)	SIGNED	2	EXUOPNO	OPERATION NUMBER
50	(32)	CHARACTER	10	EXUINP	APPL INP ARR (YYMMDDHHMM)
60	(3C)	SIGNED	2	EXUDUR	DURATION (MINUTES)
62	(3E)	SIGNED	2	EXUGMTOF	GMT OFFSET (MINUTES) ONLY USED IF EXUTYPE = 'C'
64	(40)	CHARACTER	4	EXUERR	ERROR CODE. ONLY USED IF EXUTYPE = 'E'
68	(44)	CHARACTER	8	EXUFORM	FORM NUMBER
76	(4C)	CHARACTER	4	EXUOPCID	event id 'EQQx'

## Cross reference

Name	Hex Offset	Hex Value	Level
EXU	0		1
EXUAPPL	C		2
EXUCDAT	20		2
EXUCLASS	2		2
EXUCTIM	24		2
EXUDUR	3C		2
EXUEDAT	28		2
EXUERR	40		2
EXUETIM	2C		2
EXUFLAGS	3		2
EXUFORM	44		2
EXUGMTOA	2C		3
EXUGMTOF	3E		2
EXUINP	32		2
EXUJOBN	4		2
EXUOPCID	4C		2
EXUOPNO	30		2
EXUSORTIA	3	80	3
EXUSYST	0		2
EXUTYPE	1		2
EXUWSN	1C		2

## EXUA - User event addendum

Name : DCLEXUA

Function:

This segment declares a user event addendum record.

Offsets					
Dec	Hex	Type	Len	Name (Dim)	Description
0	(0)	STRUCTURE	72	EXUA	USER EVENT ADDENDUM
0	(0)	CHARACTER	4	EXUA_ID	DESCRIPTOR - EXUA
4	(4)	CHARACTER	2	EXUA_VER	BLOCK MAPPING VERSION
6	(6)	CHARACTER	10	EXUAINP	IA (YYMMDDHHMM)
16	(10)	SIGNED	2	EXUADUR	DURATION (MINUTES)
18	(12)	SIGNED	2	EXUAGMTOF	GMT OFFSET (MINUTES)
20	(14)	CHARACTER	4	EXUAERR	ERROR CODE
24	(18)	CHARACTER	8	EXUAFORM	FORM NUMBER
32	(20)	CHARACTER	4	EXUAOPCID	SCHEDULER ID
36	(24)	CHARACTER	16	EXUUDATA	USERDATA
52	(34)	CHARACTER	1	EXUAOPIN	OPINFO COMMAND Y/N
53	(35)	CHARACTER	3	*	RESERVED
56	(38)	CHARACTER	8	EXUATOKEN_FULL	OPERATION FULL TOKEN

Offsets					
Dec	Hex	Type	Len	Name (Dim)	Description
56	(38)	CHARACTER	4	EXUATOKEN_PRE	PREFIX
60	(3C)	UNSIGNED	4	EXUATOKEN	SCHEDULER TOKEN
64	(40)	CHARACTER	6	EXUAJOBNBR	JOB NUMBER
70	(46)	CHARACTER	2	*	RESERVED

## Cross reference

Name	Hex Offset	Hex Value	Level
EXUA	0		1
EXUA_ID	0		2
EXUA_VER	4		2
EXUADUR	10		2
EXUAERR	14		2
EXUAFORM	18		2
EXUAGMTOF	12		2
EXUAINP	6		2
EXUAJOBNBR	40		2
EXUAOPCID	20		2
EXUAOPIN	34		2
EXUATOKEN	3C		3
EXUATOKEN_FULL	38		2
EXUATOKEN_PRE	38		3
EXUUDATA	24		2

---

## EXV - Scheduling environment event

Name : DCLEXV

Function:

This segment declares a scheduling environment availability event.

It can be:

VS (single SE name available)

VM (multiple SE name available)

A buffer is associated with this event containing a list of SE names

VL (log event generated by the controller to track CP changes to VS/VM events)

Offsets					
Dec	Hex	Type	Len	Name (Dim)	Description
0	(0)	STRUCTURE	80	EXV	SCHEDULING ENVIRONMENT EVENT
0	(0)	CHARACTER	1	EXVTYP	EVENT TYPE=V
1	(1)	CHARACTER	1	EXVTTYPE	EVENT TYPE=V
					SUBTYPE: S=SINGLE SCHEDULING EVENT M=MULTIPLE SCHEDULING EVENT

Offsets					
Dec	Hex	Type	Len	Name (Dim)	Description
2	(2)	CHARACTER	2	*	
4	(4)	BITSTRING	4	EXVQUAL	ENF EVENT QUALIFIER
8	(8)	CHARACTER	4	EXVTRA	ENFREQ MACRO TRACKER NAME PARAMETER
12	(C)	UNSIGNED	4	EXVEVCODE	EVENT CODE (57 or 41)
16	(10)	CHARACTER	14	*	
30	(1E)	UNSIGNED	2	EXVFLAGS	FLAGS
30	(1E)	BITSTRING	1	EXVFLAGS EXVSUTOP	ON=EVENT GENERATED BY SUBMIT TASK
				*	
32	(20)	CHARACTER	30	*	
62	(3E)	SIGNED	2	EXVGMTOFF	GMT OFFSET IN MINUTES
64	(40)	CHARACTER	8	EXVTIMES	REQUEST TIME STAMP
64	(40)	SIGNED	4	EXVTDATA	DATE FORMAT (00YYDDDF)
68	(44)	SIGNED	4	EXVTIME	TIME FORMAT (SECS*100)
72	(48)	CHARACTER	4	EXVSSNM	ECHO SUBSYSTEM NAME
76	(4C)	CHARACTER	4	EXVID	EVENT IDENTIFICATION 'EQQF'

## Cross reference

Name	Hex Offset	Hex Value	Level
EXV	0		1
EXVDATA	20		2
EXVEVCODE	C		1
EXVEVTYP	0		2
EXVFLAGS	1E		2
EXVGMTOFF	3E		2
EXVID	4C		2
EXVLEVM	2C	20	3
EXVLEVS	2C	40	3
EXVLFLAG	2C		2
EXVLOCCTOK	24		2
EXVLOPNUM	22		2
EXVLPLXID	20		2
EXVLSCHE	2E		2
EXVLXSTAT	2C	80	3
EXVMNUM	24		2
EXVMPLXID	20		2
EXVQUAL	4		2
EXVSPLXID	20		3
EXVSSCHE	24		3
EXVSSNM	48		2
EXVSSYSNM	34		2
EXVSUTOP	1E	80	3

Name	Hex Offset	Hex Value	Level
EXVTDATE	40		2
EXVTIMES	40		1
EXVTRA	8		1
EXVTTIME	44		1
EXVTYPE	1		2
EXVTYPEL	20		2
EXVTYPEM	20		3
EXVTYPES	20		3

## EXW - Workstation status event

Name : DCLEXW

Function:

This segment declares a workstation status event record. These event records are built via the WSSTAT, EQQUSIN, EQQUSINW, or the API. They are passed to the event writer via CSA buffers, and written to an event data set as part of an event record by the event writer.

Offsets					
Dec	Hex	Type	Len	Name (Dim)	Description
0	(0)	STRUCTURE	80	EXW	WORKSTATION STATUS EVENT
0	(0)	CHARACTER	1	EXWTYPE	'W' FOR WSSTAT EVENT
1	(1)	CHARACTER	8	EXWUSER	NAME OF UPDATING USER
9	(9)	CHARACTER	8	EXWDEST	DESTINATION
17	(11)	CHARACTER	4	EXWWSN	WORKSTATION NAME
21	(15)	BITSTRING	1	EXWFLAGS	FLAGS
		1... ..		EXWTRK	TRK GENERATED EVENT
		.111 1111		*	RESERVED
22	(16)	CHARACTER	1	EXWSTAT	NEW STATUS
23	(17)	CHARACTER	1	EXWREROUT	REROUTE INDICATOR
24	(18)	CHARACTER	1	EXWSTOP	STARTED OPERATION INDICATOR
25	(19)	CHARACTER	4	EXWALTWS	ALTERNATE WORKSTATION NAME
29	(1D)	CHARACTER	3	*	RESERVED
32	(20)	SIGNED	4	EXWCDAT	CREATION DATE (00YYDDDF)
36	(24)	SIGNED	4	EXWCTIM	CREATION TIME (SEC-100)
40	(28)		1	EXWCMD	CMD L/U/S/P
41	(29)	CHARACTER	16	EXWMGR	DOMAIN MANAGER
57	(39)	CHARACTER	19	*	RESERVED
76	(4C)	CHARACTER	4	EXWOPCID	EVENT ID 'EQQX'

Offsets					
Dec	Hex	Type	Len	Name (Dim)	Description
0	(0)	STRUCTURE	80	EXX	TRACKER EVENT RECORD
0	(0)	CHARACTER	1	EXXSYST	'X' TYPE EVENT
1	(1)	CHARACTER	1	EXXTYPE	INDICATOR
2	(2)	CHARACTER	1	EXXSYSID	INDICATOR
3	(3)	BITSTRING	1	EXXFLAG	FLAGS
		1... ..		EXXERRCC	ERRC IN CHAR

Offsets					
Dec	Hex	Type	Len	Name (Dim)	Description
		.111 1111		*	RESERVED
4	(4)	CHARACTER	4	*	RESERVED
8	(8)	CHARACTER	8	EXXJOBN	JOB NAME
16	(10)	CHARACTER	5	EXXJNUM	JOB NUMBER
21	(15)	CHARACTER	3	*	RESERVED
24	(18)	SIGNED	4	EXXCDAT	CREATION DATE (00YYDDDF)
28	(1C)	SIGNED	4	EXXCTIM	CREATION TIME (SEC*100)
32	(20)	SIGNED	2	EXXGMTOF	GMT OFFSET (MINUTES)
34	(22)	CHARACTER	2	*	RESERVED
36	(24)	SIGNED	4	EXXERR	ERROR CODE BIN FORM
40	(28)	CHARACTER	4	EXXERRC	ERROR CODE CHAR FORM
44	(2C)	CHARACTER	8	EXXTOKEN_FULL	OPERATION FULL TOKEN
44	(2C)	CHARACTER	4	EXXTOKEN_PRE	PREFIX
48	(30)	UNSIGNED	4	EXXTOKEN	OPCTOKEN
52	(34)	CHARACTER	7	EXXAS4ERRC	FULL AS400 ERROR CODE
59	(3B)	CHARACTER	17	*	RESERVED
76	(4C)	CHARACTER	4	EXXOPCID	EVENT ID 'EQQX'

## Cross reference

Name	Hex Offset	Hex Value	Level
EXW	0		1
EXWALTWS	19		2
EXWCDAT	20		2
EXWCMD	20		2
EXWCTIM	24		2
EXWDEST	9		2
EXWFLAGS	15		2
EXWMGR	29		2
EXWOPCID	4C		2
EXWREROUT	17		2
EXWSTAT	16		2
EXWSTOP	18		2
EXWTRK	15	80	3
EXWTYPE	0		2
EXWUSER	1		2
EXWWSN	11		2

Name	Hex Offset	Hex Value	Level
EXX	0		1
EXXAS4ERRC	34		2
EXXCDAT	18		2
EXXCTIM	1C		2
EXXERR	24		2

Name	Hex Offset	Hex Value	Level
EXXERRC	28		2
EXXERRCC	3	80	3
EXXFLAG	3		2
EXXGMTOF	20		2
EXXJNUM	10		2
EXXJOBN	8		2
EXXOPCID	4C		2
EXXSYSID	2		2
EXXSYST	0		2
EXXTOKEN	30		3
EXXTOKEN_FULL	2C		2
EXXTOKEN_PRE	2C		3
EXXTYPE	1		2

## EXX - Tracker agent event record

Name : DCLEXX

Function:

This segment declares an event record from a tracker agent.

Offsets					
Dec	Hex	Type	Len	Name (Dim)	Description
0	(0)	STRUCTURE	80	EXX	TRACKER EVENT RECORD
0	(0)	CHARACTER	1	EXXSYST	'X' TYPE EVENT
1	(1)	CHARACTER	1	EXXTYPE	INDICATOR
2	(2)	CHARACTER	1	EXXSYSID	INDICATOR
3	(3)	BITSTRING	1	EXXFLAG	FLAGS
		1... ....		EXXERRCC	ERRC IN CHAR
		.111 1111		*	RESERVED
4	(4)	CHARACTER	4	*	RESERVED
8	(8)	CHARACTER	8	EXXJOBN	JOB NAME
16	(10)	CHARACTER	5	EXXJNUM	JOB NUMBER
21	(15)	CHARACTER	3	*	RESERVED
24	(18)	SIGNED	4	EXXCDAT	CREATION DATE (00YYDDDF)
28	(1C)	SIGNED	4	EXXCTIM	CREATION TIME (SEC*100)
32	(20)	SIGNED	2	EXXGMTOF	GMT OFFSET (MINUTES)
34	(22)	CHARACTER	2	*	RESERVED
36	(24)	SIGNED	4	EXXERR	ERROR CODE BIN FORM
40	(28)	CHARACTER	4	EXXERRC	ERROR CODE CHAR FORM
44	(2C)	CHARACTER	8	EXXTOKEN_FULL	OPERATION FULL TOKEN
44	(2C)	CHARACTER	4	EXXTOKEN_PRE	PREFIX
48	(30)	UNSIGNED	4	EXXTOKEN	OPCTOKEN
52	(34)	CHARACTER	7	EXXAS4ERRC	FULL AS400 ERROR CODE
59	(3B)	CHARACTER	17	*	RESERVED
76	(4C)	CHARACTER	4	EXXOPCID	EVENT ID 'EQQX'



## Cross reference

Name	Hex Offset	Hex Value	Level
EXX	0		1
EXXAS4ERRC	34		2
EXXCDAT	18		2
EXXCTIM	1C		2
EXXERR	24		2
EXXERRC	28		2
EXXERRCC	3	80	3
EXXFLAG	3		2
EXXGMTOF	20		2
EXXJNUM	10		2
EXXJOBN	8		2
EXXOPCID	4C		2
EXXSYSID	2		2
EXXSYST	0		2
EXXTOKEN	30		3
EXXTOKEN_FULL	2C		2
EXXTOKEN_PRE	2C		3
EXXTYPE	1		2

---

## EXY - Backup controller event

Name: DCLEXY

Function:

This segment declares the events that are sent from the backup controller to the primary controller.

Offsets					
Dec	Hex	Type	Len	Name (Dim)	Description
0	(0)	STRUCTURE	80	EXY	
0	(0)	CHARACTER	1	EXYSYST	'Y'
1	(1)	CHARACTER	1	EXYEVTYP	'S'
2	(2)	CHARACTER	1	EXYSTYPE	'1'
3	(3)	CHARACTER	1	*	
4	(4)	CHARACTER	2	*	
6	(6)	SIGNED	2	EXYGMTOF	gmt offset in minutes
8	(8)	CHARACTER	16	*	
24	(18)	CHARACTER	8	EXYCREAT	event creation time
24	(18)	SIGNED	4	EXYDATE	date format (00yydddf)
28	(1C)	SIGNED	4	EXYTIME	time format (secs*100)
32	(20)	UNSIGNED	2	EXYCPRUN	CP run number
34	(22)	CHARACTER	8	EXYCPTOD	CP tod
42	(2A)	UNSIGNED	2	EXYLTRUN	LTP run number
44	(2C)	CHARACTER	8	EXYLTTOD	CP tod
52	(34)	CHARACTER	1	EXYCP	Y CP plan exist

Offsets					
Dec	Hex	Type	Len	Name (Dim)	Description
53	(35)	CHARACTER	1	EXYLT	Y LT plan exist
54	(36)	CHARACTER	1	EXYREQ	A ask Primary will send requested plans or JT C check Primary will check and send if needed disaligned plans
55	(37)	CHARACTER	1	EXYASKTYPE	Ask Type (J,P)
56	(38)	UNSIGNED	4	EXYJTSEQNO	JT seqno
60	(3C)	CHARACTER	1	EXYNEEDCP	
61	(3D)	CHARACTER	1	EXYNEEDLTP	
62	(3E)	CHARACTER	1	EXYNEEDJT	
63	(3F)	CHARACTER	1	EXYPHASE	I = INIT
64	(40)	CHARACTER	4	EXYJTDAT	
68	(44)	UNSIGNED	4	EXYJTTIM	
72	(48)	CHARACTER	4	*	
76	(4C)	CHARACTER	4	EXYOPCID	opc identifier

## Cross reference

Name	Hex Offset	Hex Value	Level
EXY	0		1
EXYASKTYPE	37		2
EXYCP	34		2
EXYCPRUN	20		2
EXYCPTOD	22		2
EXYCREAT	18		2
EXYDATE	18		3
EXYEVTYP	1		2
EXYGMTOF	6		2
EXYJTDAT	40		2
EXYJTSEQNO	38		2
EXYJTTIM	44		2
EXYLT	35		2
EXYLTRUN	2A		2
EXYLTTOD	2C		2
EXYNEEDCP	3C		2
EXYNEEDJT	3E		2
EXYNEEDLTP	3D		2
EXYOPCID	4C		2
EXYPHASE	3F		2
EXYREQ	36		2
EXYSTYPE	2		2
EXYSYST	0		2
EXYTIME	1C		3

## FOPC - OPERINFO structure

Name : DCLFOPC

### Function:

This segment declares the operinfo structure, stored in the controller local data store.

The OPERINFO record is structured as follows:

- 1 OPERINFO
  - 2 common data
  - 2 run info ( )
    - 3 step info ( )
      - 4 DDINFO ( )
        - 5 DSNINFO ( )
        - 5 CATINFO ( )
        - 5 VOLINFO ( )

### Common data segment

Offsets					
Dec	Hex	Type	Len	Name (Dim)	Description
0	(0)	STRUCTURE	*	OPER_INFO	
0	(0)	CHARACTER	12	OPI_KEY	
0	(0)	CHARACTER	10	OPI_OPRTOK	OPERATION TOKEN
0	(0)	CHARACTER	8	OPI_OCCTOK	OCCURENCY TOKEN
8	(8)	SIGNED	2	OPI_OPRNUM	OPERATION NUMBER
10	(A)	CHARACTER	2	*	RESERVED
12	(C)	CHARACTER	56	OPI_COMMINFO	
12	(C)	CHARACTER	16	OPI_APPLID	APPLICATION ID
28	(1C)	CHARACTER	10	OPI_IATIME	IA TIME
38	(26)	CHARACTER	8	OPI_JOBNAME	JOB NAME
46	(2E)	CHARACTER	8	OPI_JOBID	JOB IDENTIFIER
54	(36)	CHARACTER	2	*	RESERVED
56	(38)	SIGNED	4	OPI_JCLRBA	JCL RBA
60	(3C)	SIGNED	4	OPI_TOTOPSIZE	TOTAL LENGTH OF OPERINFO
64	(40)	SIGNED	2	OPI_OPRUNCTR	NUMBER OF RUNS OF THE OPERATION
66	(42)	SIGNED	2	OPI_TOTSTPCTR	STEP COUNTER NUMBER OF STEPS
68	(44)	CHARACTER	*	OPI_VARDATA	
68	(44)	CHARACTER	1	OPI_VARBYTE(*)	

### Run info segment

Offsets					
Dec	Hex	Type	Len	Name (Dim)	Description
0	(0)	STRUCTURE	32	OPI_RUNINFO	
0	(0)	SIGNED	4	OPI_NXTRUNRBA	NEXT RUN
4	(4)	SIGNED	2	OPI_RUNID	NUMBER OF RUN
6	(6)	SIGNED	2	OPI_STEPCTR	STEP COUNTER NUMBER OF STEPS
8	(8)	CHARACTER	8	OPI_JOBBDT	
8	(8)	CHARACTER	4	OPI_YEAR	YEAR OF JOBDATE
12	(C)	CHARACTER	2	OPI_MONTH	MONTH OF JOBDATE
14	(E)	CHARACTER	2	OPI_JDAY	DAY OF JOBDATE

Offsets					
Dec	Hex	Type	Len	Name (Dim)	Description
16	(10)	CHARACTER	8	OPI_JOBTM	JOBTIME IN X'HHMMSSHH' FORM
24	(18)	CHARACTER	8	OPI_RUNJOBID	JES JOB IDENTIFIER

### Step info sub-segment

Offsets					
Dec	Hex	Type	Len	Name (Dim)	Description
0	(0)	STRUCTURE	44	OPI_STPINFO	
0	(0)	SIGNED	4	OPI_NXTSTPRBA	NEXT STEP POSITION IN OPERINFO AREA
4	(4)	CHARACTER	8	OPI_STEPNAME	STEP NAME
12	(C)	CHARACTER	8	OPI_PRSTNAME	PROCSTEP NAME
20	(14)	SIGNED	2	OPI_STEPNUMB	STEP NUMBER
22	(16)	CHARACTER	5	OPI_STEPCODE	COMPLETION CODE (RC, USER, SYSTEM, FLUSH)
27	(1B)	CHARACTER	8	OPI_PGMNAME	PROGRAM NAME
35	(23)	CHARACTER	1	OPI_STEPSTAT	STEP STATUS
36	(24)	CHARACTER	2	OPI_RESCHAR	RESERVED
38	(26)	SIGNED	2	OPI_STPRUNID	NUMBER OF RUN
40	(28)	SIGNED	4	OPI_DDCTR	NUMBER OF DDS IN STEP

### DDINFO Sub-segment:

Offsets					
Dec	Hex	Type	Len	Name (Dim)	Description
0	(0)	STRUCTURE	24	OPI_DDINFO	
0	(0)	SIGNED	4	OPI_NXTDDRBA	NEXT DD POSITION WITHIN OPERINFO
4	(4)	CHARACTER	8	OPI_DDNAME	DDNAME - FILENAME OR STEPCAT OR JOBCA
12	(C)	SIGNED	4	OPI_DDNUMB	DD PROGRESSIVE NUMBER IN THE STEP
16	(10)	SIGNED	2	OPI_DDRUNID	NUMBER OF RUN WHERE THE DD WAS ALLOCATED
18	(12)	CHARACTER	1	OPI_DDTYPE	DD TYPE: U=USER S=STEPCAT
19	(13)	CHARACTER	1	OPI_DDINFOX	EXTRA INFO ABOUT DD (BIT BATTERY)
				OPI_DDPROT	DD PROTECTED
				OPI_DDNEVER	DD: STEP NEVER RE-EXECUTABLE
				OPI_DDNOREST	DD: STEP NEVER RESTARTABLE
				OPI_DDALWAYS	DD: STEP RESTARTABLE
				*	
20	(14)	SIGNED	4	OPI_DSNCTR	NUMBER OF DSN WITHIN THE DD

### DSNINFO Sub-segment:

Offsets					
Dec	Hex	Type	Len	Name (Dim)	Description
0	(0)	STRUCTURE	82	OPI_DSNINFO	

Offsets					
Dec	Hex	Type	Len	Name (Dim)	Description
0	(0)	SIGNED	4	OPI_NXTDSNRBA	NEXT DSN POSITION IN OPERINFO
4	(4)	CHARACTER	44	OPI_DSNAME	DATASET NAME
48	(30)	CHARACTER	1	OPI_DSNINST	DATASET STATUS: N=NEW O=OLD
49	(31)	CHARACTER	4	OPI_DSNOKST	DISP IF STEP IS NORMALLY EXECUTED
53	(35)	CHARACTER	4	OPI_DSNKOST	DISP IF STEP IS ABNORMALLY ENDED
57	(39)	CHARACTER	4	OPI_DSNDNORM	DISP NORMAL FROM JCL
61	(3D)	CHARACTER	4	OPI_DSNDABNM	DISP ABNORMAL FROM JCL
65	(41)	CHARACTER	1	OPI_DSNSTAT	STATUS OF DATASET AT END OF LAST JOBEXE
66	(42)	CHARACTER	1	OPI_DSNTYPE	ID DATASET AS GDG, SMS MANAGED
				OPI_GDG	.. DATASET IS A GDG
				OPI_SMS	.. DATASET IS SMS MANAGED
				OPI_VSAM	.. DATASET IS A VSAM
				OPI_MIGR	.. DATASET IS MIGRAT
				OPI_REFBK	.. DATASET IS MIGRAT
				OPI_JBCAT	.. IS A JOBCAT
				OPI_STCAT	.. IS A STEPCAT
				*	*
67	(43)	CHARACTER	1	OPI_DEVTYPE	DEVICE TYPE: D=DASD T=TAPE
68	(44)	CHARACTER	1	OPI_DSNCLEAN	SUBJECT TO CLEAN UP ACTIONS? (Y/N)
69	(45)	CHARACTER	1	OPI_DSNPROT	FLAG INDICATOR: DATASET IS PROTECTED
70	(46)	SIGNED	2	OPI_GDGRELNR	RELATIVE NUMBER FOR GDG
72	(48)	SIGNED	2	OPI_DSNNUMB	PROGRESSIVE DSN NUMBER WITHIN THE DD
74	(4A)	SIGNED	2	OPI_DSNCLNRC	CLEAN UP INTERNAØL REASON CODE
76	(4C)	SIGNED	2	OPI_DSNRUNID	NUMBER OF RUN WHERE THE DSN WAS ALLOCATED
78	(4E)	SIGNED	2	OPI_VOLCTR	NUMBER OF VOL FOR THE DATASET
80	(50)	CHARACTER	1	OPI_CATTTYPE	CATALOG TYPE: BLANK=MASTERCAT
81	(51)	CHARACTER	1	OPI_DSNFLAGS	OTHER FLAGS
				OPI_VALIDREL	VALID GDG RELEASE NUMBER INDICATOR
				OPI_JCLFLVOL	VOLUME FROM JCL
				*	EVENT ID 'EQQX'

*CATINFO Sub-segment:*

Offsets					
Dec	Hex	Type	Len	Name (Dim)	Description
0	(0)	STRUCTURE	44	OPI_CATLINFO	EXISTS ONLY IF OPI_CATTTYPE IS NOT BLANK
0	(0)	CHARACTER	44	OPI_CATNAME	CATALOG NAME

*VOLINFO Sub-segment:*

Offsets					
Dec	Hex	Type	Len	Name (Dim)	Description
0	(0)	STRUCTURE	12	OPI_VOLINFO	
0	(0)	CHARACTER	6	OPI_VOLSER	VOLUME SERIAL NUMBER
6	(6)	SIGNED	2	OPI_VOLNUMB	PROGRESSIVE VOL NUMBER
8	(8)	SIGNED	2	OPI_DSNSQNUM	SEQUENCE NUMBER OF THE DATASET
10	(A)	CHARACTER	2	OPI_RESCHAR	RESERVED

## Cross reference

Name	Hex Offset	Hex Value	Level
OPER_INFO	0		1
OPI_APPLID	C		3
OPI_CATLINFO	0		1
OPI_CATNAME	0		2
OPI_CATTTYPE	50		2
OPI_COMMINFO	C		2
OPI_DDALWAYS	13	10	3
OPI_DDCTR	28		2
OPI_DDINFO	0		1
OPI_DDINFOX	13		2
OPI_DDNAME	4		2
OPI_DDNEVER	13	40	3
OPI_DDNOREST	13	20	3
OPI_DDNUMB	C		2
OPI_DDPROT	13	80	3
OPI_DDRUNID	10		2
OPI_DDTYPE	12		2
OPI_DEVTYPE	43		2
OPI_DSNAME	4		2
OPI_DSNCLEAN	44		2
OPI_DSNCNRC	4A		2
OPI_DSNCCTR	14		2
OPI_DSNDABNM	3D		2
OPI_DSNDNORM	39		2
OPI_DSNFLAGS	51		2
OPI_DSNINFO	0		1
OPI_DSNINST	30		2
OPI_DSNKOST	35		2
OPI_DSNNUMB	48		2
OPI_DSNOKST	31		2
OPI_DSNPROT	45		2

Name	Hex Offset	Hex Value	Level
OPI_DSNRUNID	4C		2
OPI_DSNSQNUM	8		2
OPI_DSNSTAT	41		2
OPI_DSNTYPE	42		2
OPI_GDG	42	80	3
OPI_GDGRELNR	46		2
OPI_IATIME	1C		3
OPI_JBCAT	42	04	3
OPI_JCLFLVOL	51	40	3
OPI_JCLRBA	38		3
OPI_JDAY	E		3
OPI_JMONTH	C		3
OPI_JOBDT	8		2
OPI_JOBID	2E		3
OPI_JOBNAME	26		3
OPI_JOBTM	10		2
OPI_JYEAR	8		3
OPI_KEY	0		2
OPI_MIGR	42	10	3
OPI_NXTDDRBA	0		2
OPI_NXTDSNRBA	0		2
OPI_NXTRUNRBA	0		2
OPI_NXTSTPRBA	0		2
OPI_OCCTOK	0		4
OPI_OPRNUM	8		4
OPI_OPRTOK	0		3
OPI_OPRUNCTR	40		3
OPI_PGMNAME	1B		2
OPI_PRSTNAME	C		2
OPI_REFBK	42	08	3
OPI_RESCHAR	24		2
OPI_RUNID	4		2
OPI_RUNINFO	0		1
OPI_RUNJOBID	18		2
OPI_SMS	42	40	3
OPI_STCAT	42	02	3
OPI_STEPCODE	16		2
OPI_STEPCTR	6		2
OPI_STEPNAME	4		2
OPI_STEPNUMB	14		2
OPI_STEPSTAT	23		2

Name	Hex Offset	Hex Value	Level
OPI_STPINFO	0		1
OPI_STPRUNID	26		2
OPI_TOTOPSIZE	3C		3
OPI_TOTSTPCTR	42		3
OPI_VALIDREL	51	80	3
OPI_VARBYTE	44		3
OPI_VARDATA	44		2
OPI_VOLCTR	4E		2
OPI_VOLINFO	0		1
OPI_VOLNUMB	6		2
OPI_VOLSER	0		2
OPI_VSAM	42	20	3

---

## FSAB - Secondary key task control block

Name : DCLFSAB

Function:

This segment declares the secondary key task control block structure.

Offsets					
Dec	Hex	Type	Len	Name (Dim)	Description
0	(0)	STRUCTURE	37	FSAB	SECONDARY KEYS CLASS
0	(0)	CHARACTER	10	SABOPRTK	OPERATION TOKEN
0	(0)	CHARACTER	8	SABOCCTK	OCCURRENCE TOKEN
8	(8)	SIGNED	2	SABOPRNR	OPERATION NUMBER
10	(A)	CHARACTER	27	SABRESRV	RESERVED CHARS

---

## FSCB - Current primary index record control block



Name : DCLFSCB

Function:

This module contains the declarative of the FSCB structure which maps a generic record of the VSAM file constituting the primary index inside the database of the data store. It is used each time that an internal module of the data store requires a physical direct access to the primary index.

Inside the module, you can distinguish the primary key of the SYSOUT, that is, the key of the KSDS:

- Jobname
- Execution date
- Execution time
- SYSOUT identifier

Other data comprise:

- Structured and unstructured datafile number
- Structured and unstructured datapage RBN (relative block number)
- Structured and unstructured datapage total number

A set of these three elements (separately for structured and unstructured data) constitutes the coordinates used to correctly locate the data portion of the SYSOUT, inside both a structured and unstructured datafile.

Finally, to complete this structure, there is the secondary SYSOUT key. This comprises:

- Occurrence token
- Operation number

These data form the operation token representing, inside the cleanup and restart local data store, the alternative key to get a job log. A filler for future use closes the structure.

Offsets					
Dec	Hex	Type	Len	Name (Dim)	Description
0	(0)	STRUCTURE	77	FSCB	CPRIMARYIDXREC CONTROL BLOCK
0	(0)	CHARACTER	77	SKPIDXRC	CURRENT PRIMARY KEY
0	(0)	CHARACTER	34	FSXB	PRIMARY KEY CLASS CONTROL BLOCK
0	(0)	CHARACTER	8	SXBJOBNM	JOBNAME
8	(8)	CHARACTER	8	SXBJOBDT	
8	(8)	CHARACTER	4	SXBYEAR	YEAR OF JOBDATE
12	(C)	CHARACTER	2	SXBMONTH	MONTH OF JOBDATE
14	(E)	CHARACTER	2	SXBDAY	DAY OF JOBDATE
16	(10)	CHARACTER	8	SXBJOBTM	JOB TIME IN 'X'HHMMSSHH' FORMAT
24	(18)	CHARACTER	8	SXBJOBID	JES JOB IDENTIFIER
32	(20)	SIGNED	2	SXBDSID	SYSOUT DD IDENT. IT IS EQUAL TO JES DSID
34	(22)	UNSIGNED	1	SFSTFILN	STRUCTURED DATAFILE FILE NUMBER
35	(23)	UNSIGNED	1	SFUNFILN	UNSTRUC. DATAFILE FILE NUMBER
36	(24)	SIGNED	4	SFSTRBN	SYSOUT RBN IN STRUCTURED DATAFILE
40	(28)	SIGNED	4	SFUNRBN	SYSOUT RBN IN UNSTRUCTURED DATAFILE
44	(2C)	SIGNED	4	SKBUTOTP	TOTAL NUMB.OF PAGES FOR UNSTRUCTURED SYSOUT
48	(30)	SIGNED	4	SKBSTOTP	TOTAL NUMB.OF PAGES FOR STRUCTURED SYSOUT
52	(34)	CHARACTER	10	SABELEM	ELEM.OF SECOND. KEY
52	(34)	CHARACTER	10	SABOPRTK	OPERATION TOKEN
52	(34)	CHARACTER	8	SABOCTK	OCCURRENCE TOKEN
60	(3C)	SIGNED	2	SABOPRNR	OPERATION NUMBER

Offsets					
Dec	Hex	Type	Len	Name (Dim)	Description
62	(3E)	CHARACTER	15	SKPFILL	FILER TO COMPLETE PIDX RECORD

## Cross reference

Name	Hex Offset	Hex Value	Level
FSCB	0		1
FSXB	0		3
SABELEM	34		3
SABOCCTK	34		5
SABOPRNR	3C		5
SABOPRTK	34		4
SFSTFILN	22		3
SFSTRBN	24		3
SFUNFILN	23		3
SFUNRBN	28		3
SKBSTOTP	30		3
SKBUTOTP	2C		3
SKPFILL	3E		3
SKPIDXRC	0		2
SXBDAY	E		5
SXBDSID	20		4
SXBJOBDT	8		4
SXBJOBID	18		4
SXBJOBNM	0		4
SXBJOBTM	10		4
SXBMONTH	C		5
SXBYEAR	8		5

---

## FSFB - Datafile control block

Name : DCLFSFB

Function:

This module contains the control block that represents the Datafile Sub Task.

There is a Datafile Sub Task for each VSAM file (SDF or UDF) defined to Data Store.

Offsets					
Dec	Hex	Type	Len	Name (Dim)	Description
0	(0)	STRUCTURE	100	FSFB	CDATAFILE CTLBLK
0	(0)	CHARACTER	4	SFBDESC	DATAFILE CTL BLOCK
4	(4)	ADDRESS	4	SDBP	MAIN SYSOUTDB CTLBLK ADDRESS

Dec	Offsets	Hex	Type	Len	Name (Dim)	Description
8		(8)	ADDRESS	4	SFBRLSTP	CDAFILE REQUEST QUEUE
12		(C)	ADDRESS	4	SFBECBAP	CDAFILE SUBTASK ATTACH
16		(10)	ADDRESS	4	SFBECBOP	CDAFILE OPEN PROCESS
20		(14)	UNSIGNED	4	SFBECBAT	CDAFILE SUBTASK ECB
24		(18)	UNSIGNED	4	SFBECBOC	DATAFILE OPEN COMPLETED ECB
28		(1C)	UNSIGNED	4	SFBECBRQ	CDAFILE SUBTASK REQUEST
32		(20)	ADDRESS	4	SFBTCBP	CDAFILE SUBTASK TCB
36		(24)	ADDRESS	4	SMBP	SPACE MAP CTLBLK ADDRESS
40		(28)	CHARACTER	8	SFBRDID	DATAFILE READER DIV
48		(30)	SIGNED	4	SFBRDSIZ	DATAFILE SIZE IN NUMBER OF
52		(34)	CHARACTER	8	SFBUTID	DATAFILE UTILITY DIV
60		(3C)	SIGNED	4	SFBUTSIZ	DATAFILE SIZE IN NUMBER OF
64		(40)	CHARACTER	8	SFBUPID	DATAFILE UPDATE DIV
72		(48)	SIGNED	4	SFBSIZE	DATAFILE SIZE IN NUMBER OF
76		(4C)	SIGNED	4	SFBSTRC	DATAFILE SUBTASK RETURN CODE
80		(50)	SIGNED	4	SFBSTRSC	DATAFILE SUBTASK RETURN CODE
84		(54)	CHARACTER	6	SFBHDPAG	HEADER PAGE CONTENTS
84		(54)	CHARACTER	4	SFBHPDES	HEADER PAGE DESCRIPTOR;
88		(58)	CHARACTER	1	SFFILTYP	DATAFILE TYPE:
89		(59)	UNSIGNED	1	SFFILNUM	DATAFILE FILE NUMBER
90		(5A)	CHARACTER	1	SFBFLAGS	DATAFILE INDICATORS
			1... ....		SFBIMEXF	IMPOSSIBLE EXTENSION FLAG;
			.1.. ....		SFBOPINC	DATAFILE OPEN INCOMPLETE
			..1. ....		SFBRDYF	DATAFILE READY INDICATOR
			...1 ....		SFBCLOSF	DATAFILE CLOSED STATUS
			.... 1...		SFBROOPF	READY (OPEN) FOR READER
			.... .1..		SFBFMTRQ	OPEN WITH FORMAT REQUEST:
			.... ..1.		SFBUTOPF	READY (OPEN IN READ MODE)
91		(5B)	CHARACTER	9	SFBDD	DATAFILE DDNAME STRUCTURE
91		(5B)	UNSIGNED	1	SFBDDLTH	DATAFILE DDNAME LENGTH
92		(5C)	CHARACTER	8	SFBDDN	DATAFILE DDNAME

## Cross reference

Name	Hex Offset	Hex Value	Level
FSFB	0		1
SDBP	4		2
SFBCLOSF	5A	10	3
SFBDD	5B		2
SFBDDLTH	5B		3
SFBDDN	5C		3
SFBDESC	0		2
SFBECBAP	C		2
SFBECBAT	14		2
SFBECBOC	18		2
SFBECBOP	10		2

Name	Hex Offset	Hex Value	Level
SFBECBRQ	1C		2
SFBFLAGS	5A		2
SFBFMTRQ	5A	04	3
SFBHDPAG	54		2
SFBHPDES	54		3
SFBIMEXF	5A	80	3
SFBOPINC	5A	40	3
SFBRDID	28		2
SFBRDSIZ	30		2
SFBRDYF	5A	20	3
SFBRLSTP	8		2
SFBROOPF	5A	08	3
SFBSIZE	48		2
SFBSTRC	4C		2
SFBSTRSC	50		2
SFBTCBP	20		2
SFBUPID	40		2
SFBUTID	34		2
SFBUTOPF	5A	02	3
SFBUTSIZ	3C		2
SFFILNUM	59		3
SFFILTYP	58		3
SMBP	24		2

## FSIR - Secondary index record structure

Name : DCLFSIR

Function:

This module contains the declarative of the secondary index record structure.

Offsets					
Dec	Hex	Type	Len	Name (Dim)	Description
0	(0)	STRUCTURE	*	FSIR	SECONDARY INDEX RECORD STRUCTURE
0	(0)	CHARACTER	40	FSYB	GENERIC SECONDARY ACCESS
0	(0)	CHARACTER	38	SYBVSKEY	SECONDARY ACCESS KEY
0	(0)	UNSIGNED	1	SYBTIPSK	SECONDARY ACCESS KEY TYPE
1	(1)	CHARACTER	37	SYBGSVAL	SECONDARY ACCESS KEY VALUE
1	(1)	CHARACTER	1	SYBGSARR (37)	
1	(1)	CHARACTER	1	SYBGSBYT	SINGLE BYTE OF GENERIC
38	(26)	UNSIGNED	1	SYBGLSLTH	TOTAL LENGTH OF SECONDARY
39	(27)	CHARACTER	1	RESCHAR	RESERVED CHARACTER
40	(28)	SIGNED	2	SIRPKCTR	COUNTER OF STORED PRIMARY KEYS

Offsets					
Dec	Hex	Type	Len	Name (Dim)	Description
42	(2A)	CHARACTER	34	SKPIDXRC (*)	CURRENT PRIMARY KEY RECORD
42	(2A)	CHARACTER	34	FSXB	PRIMARY KEY CLASS CONTROL
42	(2A)	CHARACTER	8	SXBJOBNM	JOBNAME
50	(32)	CHARACTER	8	SXBJOBDT	JOBDATE
50	(32)	CHARACTER	4	SXBYEAR	YEAR OF JOBDATE
54	(36)	CHARACTER	2	SXBMONTH	MONTH OF JOBDATE
56	(38)	CHARACTER	2	SXBDAY	DAY OF JOBDATE
58	(3A)	CHARACTER	8	SXBJOBTM	JOB TIME IN X'HHMMSSHH' FORMAT
66	(42)	CHARACTER	8	SXBJOBID	JES JOB IDENTIFIER
74	(4A)	SIGNED	2	SXBDSID	SYSOUT DD IDENTIFIER

## Cross reference

Name	Hex Offset	Hex Value	Level
FSIR	0		1
FSXB	2A		3
FSYB	0		2
RESCHAR	27		3
SIRPKCTR	28		2
SKPIDXRC	2A		2
SXBDAY	38		5
SXBDSID	4A		4
SXBJOBDT	32		4
SXBJOBID	42		4
SXBJOBNM	2A		4
SXBJOBTM	3A		4
SXBMONTH	36		5
SXBYEAR	32		5
SYBGSARR	1		5
SYBGSBYT	1		6
SYBGLTH	26		3
SYBGSVAL	1		4
SYBTIPSK	0		4
SYBVSKEY	0		3

---

## FSPB - Datapage instance structure

Name : DCLFSPB

Function:

This module contains the declarative of the FSPB structure, which maps a generic datapage of a datafile, that is, a generic 4096 bytes page inside one of the linear VSAM data sets reserved to contain the SYSOUTs represented in the form of either structured or unstructured data. This structure is used by several modules of data store to read / write the SYSOUT data, to interpret, clean, import, and export it. In the datapage structure you can find:

- A prefix, reserved to identify the sysout inside a specific datafile. Within the more significant prefix data we can list, in the real order:
  - The data page status indicator, which characterizes the data as logically deleted (leftmost bit in on)
  - The primary key of the sysout
  - The RBN (relative block number) of the first page of the SYSOUT
  - The total number of pages that constitute the SYSOUT
  - The secondary key of the SYSOUT
- The information about the real space used to store into the datapage the whole SYSOUT (if a single page can contain it completely) or a portion of it. Clearly, this length excludes the prefix and itself.

The generic area reserved to contain a SYSOUT data portion is expressed as a generic array of single characters. The ability to interpret the contents of the data portion of the datapage is reserved to specific modules of the data store. A SYSOUT data portion inside an *unstructured* datafile is represented as an ordered list of variable-length records. However, inside a *structured* datafile, a SYSOUT has a more complex layout, to interpret which further mapping structures are needed.

Offsets					
Dec	Hex	Type	Len	Name (Dim)	Description
0	(0)	STRUCTURE	4096	FSPB	DATAPAGE INST.STRUC
0	(0)	CHARACTER	86	SPBPRFX	DATAPAGE PREFIX STR
				DPGDELFL	DATAPAGE STATUS INDICATOR
2	(2)	SIGNED	2	RESHALFW	RESERVED HALFWORD
4	(4)	CHARACTER	34	FSXB	PRIMARY KEY CLASS CONTROL
4	(4)	CHARACTER	8	SXBJOBNM	JOBNAME
12	(C)	CHARACTER	8	SXBJOBDT	
12	(C)	CHARACTER	4	SXBYEAR	YEAR OF JOBDATE
16	(10)	CHARACTER	2	SXBMONTH	MONTH OF JOBDATE
18	(12)	CHARACTER	2	SXBDAY	DAY OF JOBDATE
20	(14)	CHARACTER	8	SXBJOBTM	JOB TIME IN 'X'HHMMSSHH'
28	(1C)	CHARACTER	8	SXBJOBID	JES JOB IDENTIFIER
36	(24)	SIGNED	2	SXBDSID	SYSOUT DD IDENTIFIER
40	(28)	SIGNED	4	SPBRBN	RBN OF THE FIRST SYSOUT
44	(2C)	SIGNED	4	SPBTOTPG	TOTAL NUMBER OF PAGES FOR SYSOUT
48	(30)	CHARACTER	37	FSAB	SECONDARY KEYS CLASS
48	(30)	CHARACTER	10	SABOPRTK	OPERATION TOKEN
48	(30)	CHARACTER	8	SABOCCTK	OCCURRENCE TOKEN
56	(38)	SIGNED	2	SABOPRNR	OPERATION NUMBER
58	(3A)	CHARACTER	27	SABRESRV	RESERVED CHARACTERS
85	(55)	CHARACTER	1	RESCHAR	RESERVED CHARACTER
86	(56)	SIGNED	2	SPBDATLT	DATA LENGTH IN DATA DATAPAGE
88	(58)	CHARACTER	4008	SPBDATA	
88	(58)	CHARACTER	1	SPBCHARY(4008)	DATA PAGE DATA
88	(58)	CHARACTER	1	DPGDCHAR	DATAPAGE SINGLEDATA

## Cross reference

Name	Hex Offset	Hex Value	Level
DPGDCHAR	58		4
DPGDELFL	0	80	3
FSAB	30		3
FSPB	0		1
FSXB	4		3
RESCHAR	55		3
RESHALFW	2		3
SABOCCTK	30		5
SABOPRNR	38		5
SABOPRTK	30		4
SABRESRV	3A		4
SPBCHARY	58		3
SPBDATA	58		2
SPBDATLT	56		2
SPBPRFX	0		2
SPBRBN	28		3
SPBTOTPG	2C		3
SXBDAY	12		5
SXBDSID	24		4
SXBJOBDT	C		4
SXBJOBID	1C		4
SXBJOBNM	4		4
SXBJOBTM	14		4
SXBMONTH	10		5
SXBYEAR	C		5

## FSSB - Structured datapage layout

Name : DCLFSSB

Function:

This module contains the declarative of the structured datapage structure.

Offsets					
Dec	Hex	Type	Len	Name (Dim)	Description
0	(0)	STRUCTURE	4096	FSSB	STRUCTURED DATAPAGE LAYOUT
0	(0)	CHARACTER	86	SPBPRFX	DATAPAGE PREFIX STRUCTURE
				DPGDELFL	DATAPAGE STATUS INDICATOR
2	(2)	SIGNED	2	RESHALFW	RESERVED HALFWORD
4	(4)	CHARACTER	34	FSXB	PRIMARY KEY CLASS CONTROL BLOCK
4	(4)	CHARACTER	8	SXBJOBNM	JOBNAME

Offsets					
Dec	Hex	Type	Len	Name (Dim)	Description
12	(C)	CHARACTER	8	SXBJOBDT	
12	(C)	CHARACTER	4	SXBYEAR	YEAR OF JOBDATE
16	(10)	CHARACTER	2	SXBMONTH	MONTH OF JOBDATE
18	(12)	CHARACTER	2	SXBDAY	DAY OF JOBDATE
20	(14)	CHARACTER	8	SXBJOBTM	JOB TIME IN X'HHMMSSHH' FORMAT
28	(1C)	CHARACTER	8	SXBJOBID	JES JOB IDENTIFIER
36	(24)	SIGNED	2	SXBDSID	SYSOUT DD IDENTIFIER. IT IS EQUAL TO JES JSID
40	(28)	SIGNED	4	SPBRBN	RBN OF THE FIRST SYSOUT DATAPAGE
44	(2C)	SIGNED	4	SPBTOTPG	TOTAL NUMBER OF PAGES FOR SYSOUT
48	(30)	CHARACTER	37	FSAB	SECONDARY KEYS CLASS CONTROL BLOCK
48	(30)	CHARACTER	10	SABOPRTK	OPERATION TOKEN
48	(30)	CHARACTER	8	SABOCCTK	OCCURRENCE TOKEN
56	(38)	SIGNED	2	SABOPRNR	OPERATION NUMBER
58	(3A)	CHARACTER	27	SABRESRV	RESERVED CHARACTERS
85	(55)	CHARACTER	1	RESCHAR	RESERVED CHARACTER
86	(56)	SIGNED	2	SPBDATLT	DATA LENGTH IN DATA PAGE
88	(58)	CHARACTER	4008	SSBPAGDT	DATA PORTION OF A STRUCTURED DATA PAGE
88	(58)	CHARACTER	8	SSBPRFX	
88	(58)	CHARACTER	1	SSBSTRTY	TYPE OF STRUCTURED DATA SECTION: J=EXPANDED JCL C=RESTART AND CLEAN UP
90	(5A)	SIGNED	2	SSBEXENR	EXECUTION NUMBER. IN LOCAL DATA STORE AND ONLY FOR TYPE 'C'. IT IDENTIFIES THE REPEATED EXECUTIONS OF THE SAME OPERATION.
92	(5C)	SIGNED	2	SSBPARG	NUMBER OF PAGES FILLED OUT FOR A SINGLE STRUCTURED DATA PORTION (SINGLE EXECUTION). IT IS A SUBTOTAL OF THE TOTAL WITHIN THE DATA PAGE PREFIX
94	(5E)	SIGNED	2	SSBPAGNR	PROGRESSIVE NUMBER OF DATA PAGE WITHIN A SINGLE STRUCTURED DATA PORTION (EXPANDED JCL OR SPECIFIC EXECUTION)
96	(60)	CHARACTER	4000	SSBDATA	
96	(60)	CHARACTER	1	SSBCHARY(4000)	STRUCTURED DATA PAGE CHAR ARRAY CONSTITUTING THE DATA PORTION OF STRUCTURED DATA PAGE. IT IS THE GENERIC REPRESENTATION OF STRUCTURED DATA WITHIN A DATA PAGE
96	(60)	CHARACTER	1	DPGDCHAR	DATA PAGE SINGLE DATA CHARACTER



## Cross reference

Name	Hex Offset	Hex Value	Level
DPGDCHAR	60		5
DPGDELFL	0	80	3
FSAB	30		3
FSSB	0		1
FSXB	4		3
RESCHAR	55		3
RESHALFW	2		3
SABOCCTK	30		5
SABOPRNR	38		5
SABOPRTK	30		4
SABRESRV	3A		4
SPBDATLT	56		2
SPBPRFX	0		2
SPBRBN	28		3
SPBTOTPG	2C		3
SSBCHARY	60		4
SSBDATA	60		3
SSBEXENR	5A		4
SSBPAGDT	58		2
SSBPAGNR	5E		4
SSBPARG	5C		4
SSBPRFX	58		3
SSBSTRTY	58		4
SXBDAY	12		5
SXBDSID	24		4
SXBJOBDT	C		4
SXBJOBID	1C		4
SXBJOBNM	4		4
SXBJOBTM	14		4
SXBMONTH	10		5
SXBYEAR	C		5

---

## ID - Tracker identification record

Name : DCLID

Function:

This segment maps the identification data sent to the controller from a tracker system. The id event serves 4 purposes:

- acts as 'logon' data for tracker systems.
- propagates execution critical data (configuration) of the trk to con.
- reports on loss or activation of function in the tracker system.
- can perform pulse processing.

Offsets					
Dec	Hex	Type	Len	Name (Dim)	Description
0	(0)	STRUCTURE	50	ID	ID EVENT - MAX 50 BYTES
0	(0)	CHARACTER	2	IDEYE	EYE CATCHER FOR ID
2	(2)	CHARACTER	2	IDVER	VERSION NUMBER OF ID EVENT
4	(4)	CHARACTER	8	IDFMID	FMID OR ACRONYM
12	(C)	CHARACTER	2	IDLEVEL	SERVICE LEVEL
14	(E)	CHARACTER	2	IDTYPE	TYPE OF ID EVENT WHEN SENT
16	(10)	CHARACTER	16	IDSYS	OPERATING SYSTEM
16	(10)	CHARACTER	8	IDSYSNAME	NAME OF OPSYS FROM ..ID EVENT CONSTANTS
24	(18)	CHARACTER	8	IDSYSLEV	THE LEVEL OF OP SYS   BLANK ..FROM CVTPRODN FOR MVS
32	(20)	UNSIGNED	4	IDLOG	UNDOCUMENTED AREA
36	(24)	BITSTRING	2	IDBITS	SOME FLAGS
		1... ..		IDASCII	ON: THIS IS AN ASCII SYS
		.1.. ..		IDINIT	ON: SENT BY TRK START
		..1. ....		IDCONCON	ON: ID CONFIRMED BY CON
		...1 ....		IDTRKCON	ON: ID CONFIRMED BY TRK
		.... 1...		IDTRKDEAD	ON: TRACKER PULSE LOST
		.... .1..		IDDEADMSG	ON: CARDIAC ARREST MSG DONE
		.... ..1.		IDTRKPULSE	ON: ID PULSED BY TRACKER OFF: RETURNED BY CONTROLLER
		.... ...1		IDCONPULSE	ON: ID PULSED BY CONTROLLER OFF: RETURNED BY TRACKER
37	(25)	BITSTRING	1	UNKNOWNV1	BITS NOT IN V1 MAP
		1... ..		IDGSS	2 3RD PART AUTH FLAG
		.1.. ....		IDUNICODE	2 DATA IN UNICODE
		..11 1111		UNKNOWNV2	2 NOT IN V2 MAP
38	(26)	CHARACTER	8	IDDEST	DESTINATION NAME (ROUTEPTS)
46	(2E)	SIGNED	2	IDCASTNUM	DTB NUMBER FROM CONTROLLER
48	(30)	SIGNED	2	IDPULSIVL	PULSE RATE (IN MINUTES)
50	(32)	CHARACTER		IDEND_LABEL	FIXED AREA END LABEL

Offsets					
Dec	Hex	Type	Len	Name (Dim)	Description
0	(0)	STRUCTURE	2	IDALIGN	ALIGN AREA
0	(0)	CHARACTER	2	*	ALIGN 2 BYTES
2	(2)	CHARACTER		IDALIGN_END	END LABEL

ID - MVS TRACKER DATA AREA BASE ON IDEND\_LABEL WHEN USED FROM MCA.

Offsets					
Dec	Hex	Type	Len	Name (Dim)	Description
0	(0)	STRUCTURE	100	IDMVS	MVS TRACKER ID DATA
0	(0)	CHARACTER	16	IDMESYS	JOB ENTRY SUBSYSTEM
0	(0)	CHARACTER	8	IDMEFMID	FMID OF THE JESX
8	(8)	CHARACTER	1	IDMEID	..FROM <SSXJES>, A/B
9	(9)	CHARACTER	1	IDMETYPEJ3	..JES3: G OR L
10	(A)	CHARACTER	6	*	RESERVED
16	(10)	CHARACTER	8	IDMNODE	TRACKER'S NJE NODE NAME
24	(18)	CHARACTER	4	IDMSYSID	SMF ID OF THIS SYSTEM
BELOW FLAGS TO BE SET BY EACH FUNCTION/SUBTASK WHEN INITIALIZED AND RUNNING. THE ID EVENT SHOULD THEN BE QUEUED TO EW.					
28	(1C)	BITSTRING	4	IDMFUNC	FUNCTIONS IN TRK
28	(1C)	BITSTRING	1	IDMTASK	- STARTED TASKS (1)
		1... ....		IDMJCC	ON: JCC ACTIVE
		..1. ....		IDMRODM	ON: RODM TASK ACTIVE
		...1 ....		IDMSUBM	ON: SUBMITTOR ACTIVE
		.... .111		*	RESERVED
29	(1D)	BITSTRING	1	*	CATM FUNCTION BITS
30	(1E)	BITSTRING	1	IDMTRACK	SOME JOB TRACKING
		1... ....		IDMSTEPALL	ON: STEPEVENTS(ALL)
		.1.. ....		IDMSTEPNZERO	ON: STEPEVENTS(NZERO)
		..1. ....		IDMJOBHOLD	ON: HOLD ALL JOBS
		...1 ....		IDMJOBHOLD	ON: HOLDJOB(USER)
		.... 1111		*	RESERVED
31	(1F)	BITSTRING	1	IDMF4	RESERVED
31	(1F)	BITSTRING	1	*	RESERVED
32	(20)	BITSTRING	4	IDMFUNC2	RESERVED: MORE FUNCTION BITS
36	(24)	CHARACTER	32	IDMDATA	FUNCTION DATA
36	(24)	CHARACTER	4	IDMSUBS	NAME OF TRACKER SUBSYSTEM
40	(28)	CHARACTER	1	IDMEWRETC	RETCODE(HIGH   LAST)
41	(29)	CHARACTER	1	IDMPTRV	PRINTEVENTS(NO   ALL   END)
68	(44)	CHARACTER	32	IDMDATA2	SECOND DATA PORTION
68	(44)	CHARACTER	8	IDCONSTAMP	TIME IN GMT BIN..
68	(44)	CHARACTER	4	IDCONDATE	DATE OF CONTROLLER CONFIRM
72	(48)	CHARACTER	4	IDCONTIME	TIME OF ...
100	(64)	CHARACTER		IDMVS_END01	LABEL FOR V01 END ADDRESS

ID - AIX TRACKER DATA AREA

Offsets					
Dec	Hex	Type	Len	Name (Dim)	Description
0	(0)	STRUCTURE	80	IDAIX	AIX TRACKER ID DATA
0	(0)	CHARACTER	32	IDAIP	IP ADDRESS OF JOBSUB SERVER
32	(20)	UNSIGNED	4	IDAPORT	..AND PORT NUMBER OF IT
36	(24)	CHARACTER	8	IDACODEPAGE	CONTROLLER CODE PAGE
FUNCTION FLAGS AND OPTIONS					
44	(2C)	BITSTRING	4	IDAFUNC	FUNCTIONS ACTIVE IN TRK
44	(2C)	BITSTRING	1	IDAF1	

Offsets					
Dec	Hex	Type	Len	Name (Dim)	Description
		1... ..		IDAAPILL	ON: LOADLEV API ACTIVE
		.1.. ..		IDANOJOBLOG	ON: NO JOBLOG SUPPORT
		..1. ....		IDAJOBLOGIMD	ON: JOBLOG IMMED
		...1 ....		IDAEVM	2 ON: EVM ACTIVE
		.... 1111		*	RESERVED
45	(2D)	BITSTRING	1	IDAF2	RESERVED
45	(2D)	BITSTRING	1	*	
46	(2E)	BITSTRING	1	IDAF3	RESERVED
46	(2E)	BITSTRING	1	*	
47	(2F)	BITSTRING	1	IDAF4	RESERVED
47	(2F)	BITSTRING	1	*	
48	(30)	SIGNED	4	IDANUMSUB	NUMBER OF SUBMITTOR PROCS
52	(34)	CHARACTER	8	IDALLLEVEL	2 LOADLEVELER LEVEL   BLNK
60	(3C)	CHARACTER	8	IDAGSSLEVEL	2 GSS-API LEVEL   BLNK
68	(44)	CHARACTER	12	*	RESERVED
80	(50)	CHARACTER		IDAIX_END01	LABEL FOR V02 END ADDRESS

ID - OS/400® TRACKER DATA AREA

Offsets					
Dec	Hex	Type	Len	Name (Dim)	Description
0	(0)	STRUCTURE	68	ID400	OS/400 TRACKER ID DATA
0	(0)	BITSTRING	4	ID4FUNC	FUNCTIONS ACTIVE IN TRK
4	(4)	CHARACTER	64	ID4	...<TOBEDETERMINED>
68	(44)	CHARACTER		ID400_END01	LABEL FOR V01 END ADDRESS

||XWA- ID - OS/2 AND WIN NT TRACKER DATA AREA (WORKGROUPS)

Offsets					
Dec	Hex	Type	Len	Name (Dim)	Description
0	(0)	STRUCTURE	76	IDAWG	AIX TRACKER ID DATA
0	(0)	CHARACTER	32	IDWIP	IP ADDRESS OF TRACKER
32	(20)	UNSIGNED	4	IDWPORT	..AND PORT NUMBER
36	(24)	CHARACTER	8	IDWCODEPAGE	CONTROLLER CODE PAGE
44	(2C)	CHARACTER	32	IDWGF	RESERVED

ID - FUNCTION LOSS DATA AREA NOTE: ALL FLOSSTYPE BITS SHOULD SET 'OFF' FOR MVS SUBTASK FAILURE/STOP.

Offsets					
Dec	Hex	Type	Len	Name (Dim)	Description
0	(0)	STRUCTURE	48	IDFROST	FUNCTION ARE LOST
0	(0)	CHARACTER	16	IDFLOSS	NAME OF (FROM STBNAME)
16	(10)	BITSTRING	4	IDFLOSSTYPE	2 FUNCTION LOSS TYPE
		1... ..		IDCODEPAGE	2 ON: CODEPAGE IN IDFLOSS 2 USED INSTEAD ON CON 2 REQUESTED CODEPAGE
		.1.. ..		IDNOPULSE	2 ON: CANNOT DO PULSE PROC 2 IDFLOSS = 'PULSE'
20	(14)	CHARACTER	28	*	RESERVED
48	(30)	CHARACTER		IDFL_END01	LABEL FOR V01 END ADDRESS

## Cross reference

Name	Hex Offset	Hex Value	Level
ID	0		1
IDAAPILL	2C	80	4
IDACODEPAGE	24		2
IDAEVM	2C	10	4
IDAFUNC	2C		2
IDAF1	2C		3
IDAF2	2D		3
IDAF3	2E		3
IDAF4	2F		3
IDAGSSLEVEL	3C		2
IDAIP	0		2
IDAIX	0		1
IDAIX_END01	50		2
IDAJOBLOGIMD	2C	20	4
IDALIGN	0		1
IDALIGN_END	2		2
IDALLLEVEL	34		2
IDANOJOBLOG	2C	40	4
IDANUMSUB	30		2
IDAPORT	20		2
IDASCII	24	80	3
IDAWG	0		1
IDBITS	24		2
IDCASTNUM	2E		2
IDCODEPAGE	10	80	3
IDCONCON	24	20	3
IDCONDATE	44		4
IDCONPULSE	24	01	3
IDCONSTAMP	44		3
IDCONTIME	48		4
IDDEADMSG	24	04	3
IDDEST	26		2
IDEND_LABEL	32		2
IDEYE	0		2
IDFL_END01	30		2
IDFLOSS	0		2
IDFLOSSTYPE	10		2
IDFMID	4		2
IDFROST	0		1

Name	Hex Offset	Hex Value	Level
IDGSS	25	80	4
IDINIT	24	40	3
IDLEVEL	C		2
IDLOG	20		2
IDMDATA	24		2
IDMDATA2	44		2
IDMEFMID	0		3
IDMEID	8		3
IDMESYS	0		2
IDMETYPEJ3	9		3
IDMEWRETC	28		3
IDMFUNC	1C		2
IDMFUNC2	20		2
IDMF4	1F		3
IDMJCC	1C	80	4
IDMJOBHOLD	1E	20	4
IDMJOBUHOLD	1E	10	4
IDMNODE	10		2
IDMPREV	29		3
IDMRODM	1C	20	4
IDMSTEPALL	1E	80	4
IDMSTEPNZERO	1E	40	4
IDMSUBM	1C	10	4
IDMSUBS	24		3
IDMSYSID	18		2
IDMTASK	1C		3
IDMTRACK	1E		3
IDMVS	0		1
IDMVS_END01	64		2
IDNOPULSE	10	40	3
IDPULSIVL	30		2
IDSYS	10		2
IDSYSLEV	18		3
IDSYSNAME	10		3
IDTRKCON	24	10	3
IDTRKDEAD	24	08	3
IDTRKPULSE	24	02	3
IDTYPE	E		2
IDUNICODE	25	40	4
IDVER	2		2
IDWCODEPAGE	24		2

Name	Hex Offset	Hex Value	Level
IDWGF	2C		2
IDWIP	0		2
IDWPORT	20		2
ID4	4		2
ID4FUNC	0		2
ID400	0		1
ID400_END01	44		2
UNKNOWNV1	25		3
UNKNOWNV2	25	3F	4

## JCLREC - Common data of JCL record

Name : DCLJCL

Function:

This segment declares a JCL record in the JCL repository, physically located in EQQJS1DS and EQQJS2DS.

Offsets					
Dec	Hex	Type	Len	Name (Dim)	Description
0	(0)	STRUCTURE	*	JCLREC	
0	(0)	CHARACTER	80	JCLBDY	FIXED PART OF JCL RECORD
0	(0)	CHARACTER	28	JCLKEY	
0	(0)	CHARACTER	16	JCLADID	APPLICATION NAME
16	(10)	CHARACTER	10	JCLIA	OCC INPUT ARRIVAL DATE+TIME
16	(10)	CHARACTER	6	JCLIAT1	DATE
22	(16)	CHARACTER	4	JCLIAT2	TIME
26	(1A)	SIGNED	2	JCLOPNUM	OPERATION NUMBER
28	(1C)	CHARACTER	4	JCLEYE	EYE CATCHER
32	(20)	UNSIGNED	1	JCLVERS	VERSION NUMBER
33	(21)	CHARACTER	1	*	FREE
34	(22)	CHARACTER	8	JCLJOBNM	JOBNAME
42	(2A)	CHARACTER	4	JCLWSN	WORK STATION NAME
46	(2E)	CHARACTER	10	JCLUPDAT	LAST UPDATE, DATE+TIME
46	(2E)	CHARACTER	6	JCLUPDT1	DATE
52	(34)	CHARACTER	4	JCLUPDT2	TIME
56	(38)	CHARACTER	8	JCLUSER	LAST UPDATE, USERID
64	(40)	CHARACTER	1	JCLUPTYP	UPDATING FUNCTION: L: LTP W: WSD R: READY LIST M: MCP
65	(41)	CHARACTER	1	JCLSTAT	OP. STATUS: S:SUB:ED V:SAVED T:TSAVED
66	(42)	UNSIGNED	2	JCLLINES	NO OF LINES IN RECORD
68	(44)	CHARACTER	1	JCLFLAGS	FLAGBYTE
		1... ....		JCLJSFND	ON = JCL READ FROM JS
		.1... ....		JCLEITD	ONCE BEEN EDITED
		..11 1111		*	NOT USED
69	(45)	CHARACTER	1	*	FREE
70	(46)	SIGNED	2	JCLVLINE	NUMBER OF VARIABLES
72	(48)	SIGNED	4	JCLSUBP	SUBPOOL FOR FREEMAIN

Offsets					
Dec	Hex	Type	Len	Name (Dim)	Description
76	(4C)	CHARACTER	4	*	FREE
80	(50)	CHARACTER	80	JCLTAB (*)	JCL RECORDS
80	(50)	CHARACTER	72	JCLTEXT	COL 1-72 OF THE JCL RECORD
152	(98)	CHARACTER	8	JCLLNNO	COL 73-80 OF THE JCL RECORD

Offsets					
Dec	Hex	Type	Len	Name (Dim)	Description
0	(0)	STRUCTURE	80	JCLVTAB (*)	
0	(0)	CHARACTER	80	JCLV	
0	(0)	CHARACTER	8	JCLVNAME	VARIABLE NAME
8	(8)	CHARACTER	16	JCLVTNAM	VARIABLE TABLE NAME
24	(18)	CHARACTER	1	JCLVTYPE	P = PROMPT, Y= SETUP,N=SUB
25	(19)	CHARACTER	1	JCLVSET	E(XIT),D(EFAULT),P(REP),VAR
26	(1A)	CHARACTER	8	JCLVUSER	USER ID
26	(1A)	CHARACTER	8	JCLVEXIT	EXIT NAME
26	(1A)	CHARACTER	8	JCLVSNAM	SETTING VARIABLE NAME
34	(22)	CHARACTER	44	JCLVVAL	VARIABLE VALUE SET
78	(4E)	SIGNED	2	JCLVLGT	LENGTH OF VALUE

## Cross reference

Name	Hex Offset	Hex Value	Level
JCLADID	0		4
JCLBDY	0		2
JCLEEDITD	44	40	4
JCLEYE	1C		3
JCLFLAGS	44		3
JCLIA	10		4
JCLIAT1	10		5
JCLIAT2	16		5
JCLJOBNM	22		3
JCLJSFND	44	80	4
JCLKEY	0		3
JCLLINES	42		3
JCLLNNO	98		3
JCLOPNUM	1A		4
JCLREC	0		1
JCLSTAT	41		3
JCLSUBP	48		3
JCLTAB	50		2
JCLTEXT	50		3
JCLUPDAT	2E		3
JCLUPDT1	2E		4
JCLUPDT2	34		4



Name	Hex Offset	Hex Value	Level
JCLUPTYP	40		3
JCLUSER	38		3
JCLV	0		2
JCLVERS	20		3
JCLVEXIT	1A		4
JCLVLGT	4E		3
JCLVLINE	46		3
JCLVNAME	0		3
JCLVSET	19		3
JCLVSNAM	1A		5
JCLVTAB	0		1
JCLVTNAM	8		3
JCLVTYPE	18		3
JCLVUSER	1A		3
JCLVVAL	22		3
JCLWSN	2A		3

---

## JSLOG - Job-log record in EQQJSXDS

Name : DCLJSLOG

Function:

This segment declares the sysout passed to a controller from jcc subtask, as it is stored in the JS data set. If more than one record is required to store the information, a subsequent record is created, and a flag is set in the forgoing record.

Offsets					
Dec	Hex	Type	Len	Name (Dim)	Description
0	(0)	STRUCTURE	147	JSLOG	
0	(0)	CHARACTER	28	JSLOGKEY	KEY OF RECORD IN JS
0	(0)	CHARACTER	2	JSTYPE	TYPE (=14)
2	(2)	CHARACTER	16	JSLOGAID	APPLICATION ID
18	(12)	CHARACTER	8	JSLOGIA	OCCURRENCE INPUT ARRIVAL
18	(12)	SIGNED	4	JSLOGIADF	TREATED AS BINARY
18	(12)	CHARACTER	4	JSLOGIAD	IA DATE IN BINARY
22	(16)	SIGNED	4	JSLOGIATF	TREATED AS BINARY
22	(16)	CHARACTER	4	JSLOGIAT	IA TIME IN BINARY
26	(1A)	UNSIGNED	1	JSLOGOPN	OPERATION NUMBER
27	(1B)	UNSIGNED	1	JSLOGSEQ	SEQUENCE #, 1 REC = 01
28	(1C)	CHARACTER	1	JSLOGMORE	IF MORE RECORD FOR OPER = Y
29	(1D)	CHARACTER	2	JSLOGVERS	RECORD VERSION
31	(1F)	CHARACTER	1	*	NOT USED
32	(20)	SIGNED	4	JSLOGSZ	SIZE OF RECORD
36	(24)	CHARACTER	111	JSLOG14REC	COPY OF CP14 HEADER INFO
36	(24)	CHARACTER	8	JSLOG14KEY	COPY OF CP14 KEY AREA
44	(2C)	CHARACTER	85	JSLOG14BDY	COPY OF CP14 BODY +4
129	(81)	CHARACTER	2	*	STATUS

Offsets					
Dec	Hex	Type	Len	Name (Dim)	Description
131	(83)	CHARACTER	16	JSLOGST	STATUS
147	(93)	CHARACTER		JSLOGDATA	DATA PORTION (COMPRESSED)

## Cross reference

Name	Hex Offset	Hex Value	Level
JSLOG	0		1
JSLOGAID	2		3
JSLOGDATA	93		2
JSLOGIA	12		3
JSLOGIAD	12		5
JSLOGIADF	12		4
JSLOGIAT	16		5
JSLOGIATF	16		4
JSLOGKEY	0		2
JSLOGMORE	1C		2
JSLOGOPN	1A		3
JSLOGSEQ	1B		3
JSLOGST	83		3
JSLOGSZ	20		2
JSLOGVERS	1D		2
JSLOG14BDY	2C		3
JSLOG14KEY	24		3
JSLOG14REC	24		2
JSTYPE	0		3

---

## JV - JCL variable table

Name : DCLJV

Function:

This segment defines the layout of a JCL variable table, in the JV logical file, physically located in EQQADDS

Offsets					
Dec	Hex	Type	Len	Name (Dim)	Description
0	(0)	STRUCTURE	*	JV	JCL VARIABLE TABLE
0	(0)	CHARACTER	98	JVCOMMON	IDENTIFIER
0	(0)	CHARACTER	2	*	RESERVED FOR VSAM MODS/02
2	(2)	CHARACTER	23	JVKEY	KEY OF RECORD TABLE
2	(2)	CHARACTER	16	JVTABLE	JCL VARIABLE TABLE ID
18	(12)	CHARACTER	7	*	ALWAYS BLANK
25	(19)	CHARACTER	1	*	NOT USED
26	(1A)	CHARACTER	8	JVLU	LAST UPDATING USER

Offsets					
Dec	Hex	Type	Len	Name (Dim)	Description
34	(22)	CHARACTER	4	JVLT	LAST UPDATE TIME HHMM
38	(26)	CHARACTER	6	JVLD	LAST UPDATE DATE YYMMDD
44	(2C)	CHARACTER	24	JVDES	TABLE DESCRIPTION
68	(44)	SIGNED	2	JV#VAR	NUMBER OF VARS IN TABLE
70	(46)	CHARACTER	16	JVOWN	OWNER ID
86	(56)	CHARACTER	2	*	NOT USED
88	(58)	CHARACTER	8	JVLUTS	LAST UPDATE TIMESTAMP
96	(60)	CHARACTER	2	*	NOT USED
98	(62)	CHARACTER	*	JVARSECT	VARIABLE PART OF TABLE

Offsets					
Dec	Hex	Type	Len	Name (Dim)	Description
0	(0)	STRUCTURE	476	JVTAB	JCL VAR TABLE, VAR PART
0	(0)	CHARACTER	8	JVVAR	JCL VARIABLE NAME
8	(8)	CHARACTER	44	JVDFL	JCL VARIABLE DEF VALUE
52	(34)	CHARACTER	1	JVUC	Y = UPPERCASE, N=MIXED
53	(35)	CHARACTER	1	JVSTP	PROMPT / SETUP / SUBMIT
54	(36)	SIGNED	2	JVLG	VALUE LENGTH
56	(38)	CHARACTER	7	JVTYP	VERIFICATION TYPE
63	(3F)	CHARACTER	8	JVEX	SUBSTITUTION EXIT NAME
71	(47)	CHARACTER	1	JVINP	INPUT REQUIRED
72	(48)	SIGNED	2	JVPOS	REPLACE POSITION JCL DATA
74	(4A)	CHARACTER	1	JVNUM	NUMERIC
75	(4B)	CHARACTER	2	JVCMP	COMPARISON OPERATOR
77	(4D)	CHARACTER	44	JVPAT	VALIDATION PATTERN
121	(79)	CHARACTER	102	JVVLD	VALID VALUES
121	(79)	CHARACTER	51	JVVLD1	FIRST LINE
172	(AC)	CHARACTER	51	JVVLD2	SECOND LINE
223	(DF)	CHARACTER	204	JVTXT	DIALOG TEXT
427	(1AB)	CHARACTER	20	JVTDES	DESCRIPTION
447	(1BF)	CHARACTER	1	*	RESERVED
448	(1C0)	SIGNED	2	JVNRP	NUMBER OF DEP VALUES
450	(1C2)	CHARACTER	8	JVIND	INDEPENDENT VARIABLE NAME
458	(1CA)	CHARACTER	2	JVVERS	VERSION NUMBER
460	(1CC)	CHARACTER	2	JVSUBS	SUBSTRING START POSITION
462	(1CE)	CHARACTER	2	JVSUBL	SUBSTRING LENGTH
464	(1D0)	CHARACTER	12	*	RESERVED

Offsets					
Dec	Hex	Type	Len	Name (Dim)	Description
0	(0)	STRUCTURE	88	JVD	DEPENDENCIES
0	(0)	CHARACTER	44	JVDIV	VALUE OF SETTING VARIABLE
44	(2C)	CHARACTER	44	JVDDV	DEPENDENT VARIABLE VALUE

## Cross reference

Name	Hex Offset	Hex Value	Level
JV	0		1
JV#VAR	44		3
JVARSECT	62		2

Name	Hex Offset	Hex Value	Level
JVCOMP	4B		2
JVCOMMON	0		2
JVD	0		1
JVDDV	2C		2
JVDES	2C		3
JVDFL	8		2
JVDIV	0		2
JVEX	3F		2
JVIND	1C2		2
JVINP	47		2
JVKEY	2		3
JVLD	26		3
JVLG	36		2
JVLT	22		3
JVLU	1A		3
JVLUTS	58		3
JVNRP	1C0		2
JVNUM	4A		2
JVOWN	46		3
JVPAT	4D		2
JVPOS	48		2
JVSTP	35		2
JVSUBL	1CE		2
JVSUBS	1CC		2
JVTAB	0		1
JVTABLE	2		4
JVTDES	1AB		2
JVXT	DF		2
JVTYP	38		2
JVUC	34		2
JVVAR	0		2
JVVERS	1CA		2
JVVLD	79		2
JVVLD1	79		3
JVVLD2	AC		3

---

## LTP - Long-term plan

Name : DCLLTP

Function:

This is the long-term plan record layout. The main type is declared as LTP.

The second type of record is the header record.

Offsets					
Dec	Hex	Type	Len	Name (Dim)	Description
0	(0)	STRUCTURE	*	LTP	
0	(0)	CHARACTER	176	LTPDIP	
0	(0)	CHARACTER	2	*	reserved by io-routines
2	(2)	CHARACTER	26	LTPKEY	
2	(2)	CHARACTER	6	LTPRDAY	run date ===key
8	(8)	CHARACTER	16	LTPAID	application name ===key
24	(18)	CHARACTER	4	LTPSTIME	input arrival time===key
28	(1C)	CHARACTER	4	LTPEYE	ltpe eye catcher
32	(20)	UNSIGNED	1	LTPVERS	ltpe version number
33	(21)	CHARACTER	8	LTPAUTH	authority group
41	(29)	CHARACTER	16	LTPOWNER	application owner id
57	(39)	CHARACTER	10	LTPORIA	original input arrival
57	(39)	CHARACTER	6	LTPORDAY	original run date
63	(3F)	CHARACTER	4	LTPORTIM	original ia time
67	(43)	CHARACTER	10	LTPDEADL	occurrence deadline
67	(43)	CHARACTER	6	LTPDDAY	deadline date
73	(49)	CHARACTER	4	LTPDIME	deadline time
77	(4D)	CHARACTER	1	LTPPRT	priority
78	(4E)	CHARACTER	4	LTPERCOD	error code
82	(52)	CHARACTER	1	LTPADM	flags set by online ltp
		1... ....		LTPDEL	marked 'DELETED' by online
		.1.. ....		LTPADD	added by online function
		..1. ....		LTPMOD	occ. modified online
		...1 ....		LTPMOV	rundatetime modified=move
		.... 1...		LTPDEPCH	dependency changed manual
		.... .1..		LTPCOMPL	occurrence completed in jt
		.... ..11		*	
83	(53)	CHARACTER	1	LTPFLGS	
		1... ....		LTPOPTRU	moved due to optional rule
		.1.. ....		LTPEXPRES	external predecessor
		..11 1111		*	free to use
84	(54)	SIGNED	4	LTPPRED	number of external preds
88	(58)	SIGNED	4	LTPSUCC	number of external succs
92	(5C)	SIGNED	4	LTPCHOP	number of changed ops
96	(60)	CHARACTER	1	LTPDSTAT	runday status
97	(61)	CHARACTER	16	LTPJVTAB	variable table name
113	(71)	CHARACTER	1	*	free
114	(72)	CHARACTER	16	LTPGROUPID	group application id
130	(82)	CHARACTER	16	LTPCAL	calendar name
146	(92)	CHARACTER	8	LTPLUTS	last update timestamp
154	(9A)	SIGNED	2	LTPRUNID	run cycle id
156	(9C)	SIGNED	4	LTPCONDPRED	num of ext cond preds
160	(A0)	SIGNED	4	LTPCONDSUCC	num of ext cond succs
164	(A4)	SIGNED	4	LTPPNDPRED	num mand. pending pred
168	(A8)	CHARACTER	8	LTPFILLER	free
176	(B0)	CHARACTER	*	LTPVARS	variable section

### LTP occurrence predecessors variable part

Offsets					
Dec	Hex	Type	Len	Name (Dim)	Description
176	(B0)	STRUCTURE	*	LTPPREDS	the predecessor sections
176	(B0)	CHARACTER	35	LTPPRED (*)	
176	(B0)	CHARACTER	27	LTPPREDI	predecessor id part
176	(B0)	CHARACTER	26	LTPPRID	predecessor key part
176	(B0)	CHARACTER	6	LTPPRDAY	run date
182	(B6)	CHARACTER	16	LTPPAID	application name
198	(C6)	CHARACTER	4	LTPPIAT	input arrival time
202	(CA)	CHARACTER	1	LTPPFLGS	pred dependency flags
		1... ..		LTPPDEL	dependency deleted
		.1.. ..		LTPPADD	dependency manually added
		..1. ....		LTPPDONE	predecessor has completed
		...1 ....		LTPMANDPEND	is mandatory pending
		.... 1111		*	free to use
203	(CB)	CHARACTER	1	LTPPEYE	eye catcher 'P'
204	(CC)	CHARACTER	1	LTPPPRMAND	PCN
205	(CD)	CHARACTER	6	*	free to use

### LTP occurrence predecessors variable part

Offsets					
Dec	Hex	Type	Len	Name (Dim)	Description
0	(0)	STRUCTURE	*	LTPSUCCS	
0	(0)	CHARACTER	35	LTPSUCC (*)	a successor section
0	(0)	CHARACTER	27	LTPSUCCI	successor id part
0	(0)	CHARACTER	26	LTPSUID	successor key part
0	(0)	CHARACTER	6	LTPSRDAY	run date
6	(6)	CHARACTER	16	LTPSAID	application name
22	(16)	CHARACTER	4	LTPSIAT	input arrival time
26	(1A)	CHARACTER	1	LTPSFLGS	succ dependency flags
		1... ..		LTPSDEL	dependency deleted
		.1.. ..		LTPSADD	dependency manually added
		..11 1111		*	free to use
27	(1B)	CHARACTER	1	LTPSEYE	eye catcher 'S'
28	(1C)	CHARACTER	7	*	free to use

### LTP occurrence conditional predecessors variable part

Offsets					
Dec	Hex	Type	Len	Name (Dim)	Description
0	(0)	STRUCTURE	*	LTPCONDPREDS	
0	(0)	CHARACTER	35	LTPCONDPRED (*)	cond pred section
0	(0)	CHARACTER	27	LTPCONDPREDI	predecessor id part
0	(0)	CHARACTER	26	LTPCONDPRID	predecessor key part
0	(0)	CHARACTER	6	LTPCONDPDAY	run date
6	(6)	CHARACTER	16	LTPCONDPDPAID	application name
22	(16)	CHARACTER	4	LTPCONDPPIAT	input arrival time
26	(1A)	CHARACTER	1	LTPCONDPFLGS	pred dependency flags
		1... ..		LTPCONDPDEL	dependency deleted

Offsets					
Dec	Hex	Type	Len	Name (Dim)	Description
		.1.. ....		LTPCONDPADD	dependency added
		..1. ....		LTPCONDPDONE	pred has completed
		...1 ....		LTPCMANDPEND	is mandatory pending
		.... 1111		*	free to use
27	(1B)	CHARACTER	2	LTPCONDPEYE	eye catcher 'PC'
29	(1D)	CHARACTER	1	LTPCONDPMAND	PCN
30	(1E)	CHARACTER	5	*	free to use

#### LTP occurrence conditional successors variable part

Offsets					
Dec	Hex	Type	Len	Name (Dim)	Description
0	(0)	STRUCTURE	*	LTPCONDSUCCS	
0	(0)	CHARACTER	35	LTPCONDSUCC (*)	cond succ section
0	(0)	CHARACTER	27	LTPCONDSUCCI	successor id part
0	(0)	CHARACTER	26	LTPCONDSUID	successor key part
0	(0)	CHARACTER	6	LTPCONDSRDAY	run date
6	(6)	CHARACTER	16	LTPCONDSAID	application name
22	(16)	CHARACTER	4	LTPCONDSIAT	input arrival time
26	(1A)	CHARACTER	1	LTPCONDSFLGS	succ dependency flags
		1... ....		LTPCONDSDEL	dependency deleted
		.1.. ....		LTPCONDSADD	dependency added
		..11 1111		*	free to use
27	(1B)	CHARACTER	2	LTPCONDSEYE	eye catcher 'SC'
29	(1D)	CHARACTER	6	*	free to use

#### LTP occurrence changed operation variable part

Offsets					
Dec	Hex	Type	Len	Name (Dim)	Description
0	(0)	STRUCTURE	*	LTPCHOPS	
0	(0)	CHARACTER	58	LTPCHOP (*)	changed operation data
0	(0)	CHARACTER	6	LTPCHOID	operation id
0	(0)	CHARACTER	4	LTPCHWS	workstation name
4	(4)	SIGNED	2	LTPCHOIN	operation number
6	(6)	CHARACTER	10	LTPCHIA	op input arrival
6	(6)	CHARACTER	6	LTPCHIAD	op input arrival date
12	(C)	CHARACTER	4	LTPCHIAT	op input arrival time
16	(10)	CHARACTER	10	LTPCHD	op deadline
16	(10)	CHARACTER	6	LTPCHDD	op deadline date
22	(16)	CHARACTER	4	LTPCHDT	op deadline time
26	(1A)	CHARACTER	24	LTPCHTXT	op text description
50	(32)	CHARACTER	1	LTPSCR	centralized script
51	(33)	CHARACTER	7	*	free to use

#### LTP HEADER record

Offsets					
Dec	Hex	Type	Len	Name (Dim)	Description
0	(0)	STRUCTURE	92	LTPHEAD	header record
0	(0)	CHARACTER	2	*	reserved by io-routines
2	(2)	CHARACTER	26	LTPHDKEY	ltp key === key equal ' HEADER '
28	(1C)	CHARACTER	4	LTPHEYE	ltp eye catcher
32	(20)	UNSIGNED	1	LTPHVERS	ltp version number
33	(21)	UNSIGNED	1	LTPREMSHIFT	
34	(22)	CHARACTER	2	*	
36	(24)	CHARACTER	6	LTPSDAY	ltp start day
42	(2A)	CHARACTER	6	LTPEDAY	ltp end day
48	(30)	CHARACTER	6	LTPLUP	latest update
54	(36)	CHARACTER	6	LTPFNONC	date with first non complete occurrence
60	(3C)	CHARACTER	10	LTPPNEN	
60	(3C)	CHARACTER	6	LTPPNEND	plan next period end date
66	(42)	CHARACTER	4	LTPPNENT	and time
70	(46)	SIGNED	2	LTPREPL	number of replans since last plan next
72	(48)	BITSTRING	1	LTPHFLGS	header flags
		1... ..		LTPBUILD	LTP build is complete
		.111 11..		*	free to use
		.... ..1.		LTPOIA	all days in op ia
		.... ..1		LTPODA	all days in op dl
73	(49)	CHARACTER	3	*	free to use
76	(4C)	SIGNED	4	LTPMAXSZ	(dialog) max LT size
80	(50)	CHARACTER	10	LTPLEVEL	level of lt plan ds
80	(50)	CHARACTER	2	LTPLEV_VER	version of lt plan ds
82	(52)	CHARACTER	8	LTPLEV_FMID	fmid of lt plan ds
90	(5A)	CHARACTER	1	LTPHEADFLAG	Y header variable part existing
91	(5B)	CHARACTER	1	*	free to use
92	(5C)	CHARACTER		LTPHEADVAR	variable section

### LTP HAEDER variable part

Offsets					
Dec	Hex	Type	Len	Name (Dim)	Description
0	(0)	STRUCTURE	36	LTPHEADV	
0	(0)	UNSIGNED	2	LTPRUN_NUMBER	
2	(2)	UNSIGNED	2	*	
4	(4)	CHARACTER	8	LTPRUN_TOD	
12	(C)	CHARACTER	24	*	

## Cross reference

Name	Hex Offset	Hex Value	Level
LTP	0		1
LTPCHOP	5C		3
LTPCONDPRED	9C		3
LTPCONDSUCC	A0		3
LTPPNDPRED	A4		3
LTPPRED	54		3
LTPREPL	46		2



Name	Hex Offset	Hex Value	Level
LTPSUCC	58		3
LTPADD	52	40	4
LTPADM	52		3
LTPAID	8		4
LTPAUTH	21		3
LTPBUILD	48	80	3
LTPCAL	82		3
LTPCHD	10		3
LTPCHDD	10		4
LTPCHDT	16		4
LTPCHIA	6		3
LTPCHIAD	6		4
LTPCHIAT	C		4
LTPCHOID	0		3
LTPCHOIN	4		4
LTPCHOP	0		2
LTPCHOPS	0		1
LTPCHTXT	1A		3
LTPCHWS	0		4
LTPCMANDPEND	1A	10	5
LTPCOMPL	52	04	4
LTPCONDPADD	1A	40	5
LTPCONDPAID	6		5
LTPCONDPEDEL	1A	80	5
LTPCONDPDONE	1A	20	5
LTPCONDPEYE	1B		3
LTPCONDPFLGS	1A		4
LTPCONDPIAT	16		5
LTPCONDPMAND	1D		3
LTPCONDPRDAY	0		5
LTPCONDPRED	0		2
LTPCONDPREDI	0		3
LTPCONDPREDS	0		1
LTPCONDPRID	0		4
LTPCONDSADD	1A	40	5
LTPCONDSAID	6		5
LTPCONDSDEL	1A	80	5
LTPCONDSEYE	1B		3
LTPCONDSFLGS	1A		4
LTPCONDSIAT	16		5
LTPCONDSRDAY	0		5

Name	Hex Offset	Hex Value	Level
LTPCONDSUCC	0		2
LTPCONDSUCCI	0		3
LTPCONDSUCCS	0		1
LTPCONDSUID	0		4
LTPDDAY	43		4
LTPDEADL	43		3
LTPDEL	52	80	4
LTPDEPCH	52	08	4
LTPDP	0		2
LTPDSTAT	60		3
LTPDTIME	49		4
LTPEDAY	2A		2
LTPERCOD	4E		3
LTPEXPRES	53	40	4
LTPPEYE	1C		3
LTPFILLER	A8		3
LTPFLGS	53		3
LTPFNONC	36		2
LTPGROUPID	72		3
LTPHDKEY	2		2
LTPHEAD	0		1
LTPHEADFLAG	5A		2
LTPHEADV	0		1
LTPHEADVAR	5C		2
LTPHEYE	1C		2
LTPHFLGS	48		2
LTPHVERS	20		2
LTPJV TAB	61		3
LTPKEY	2		3
LTPLEV_FMID	52		3
LTPLEV_VER	50		3
LTPLEVEL	50		2
LTPLUP	30		2
LTPLUTS	92		3
LTPMANDPEND	CA	10	5
LTPMAXSZ	4C		2
LTPMOD	52	20	4
LTPMOV	52	10	4
LTPODA	48	01	3
LTPPOIA	48	02	3
LTPOPTRU	53	80	4

Name	Hex Offset	Hex Value	Level
LTPORDAY	39		4
LTPORIA	39		3
LTPORTIM	3F		4
LTPOWNER	29		3
LTPPAD	CA	40	5
LTPPAID	B6		5
LTPPEDEL	CA	80	5
LTPPDONE	CA	20	5
LTPPEYE	CB		3
LTPPFLGS	CA		4
LTPPIAT	C6		5
LTPPNEN	3C		2
LTPPNEND	3C		3
LTPPNENT	42		3
LTPPPRMAND	CC		3
LTPPRDAY	B0		5
LTPPRED	B0		2
LTPPREDI	B0		3
LTPPREDS	B0		1
LTPPRID	B0		4
LTPPRT	4D		3
LTPRDAY	2		4
LTPREMSHIFT	21		2
LTPRUN_NUMBER	0		2
LTPRUN_TOD	4		2
LTPRUNID	9A		3
LTPSADD	1A	40	5
LTPSAID	6		5
LTPSCR	32		3
LTPSDAY	24		2
LTPSDEL	1A	80	5
LTPSEYE	1B		3
LTPSFLGS	1A		4
LTPSIAT	16		5
LTPSRDAY	0		5
LTPSTIME	18		4
LTPSUCC	0		2
LTPSUCCI	0		3
LTPSUCCS	0		1
LTPSUID	0		4
LTPVARS	B0		2

Name	Hex Offset	Hex Value	Level
LTPVERS	20		3

## MCA - Main communication area

Name : DCLMCA

Function:

This segment declares the scheduler common area. Most control blocks can be reached via the MCA.

Offsets					
Dec	Hex	Type	Len	Name (Dim)	Description
0	(0)	STRUCTURE	392	MCA	OPCESA communication area
0	(0)	CHARACTER	4	MCADESC	block descriptor = 'MCA '
4	(4)	CHARACTER	10	MCALEVEL	MCA block code level
4	(4)	CHARACTER	2	MCAVER	block mapping version
6	(6)	CHARACTER	8	MCAFMID	OPCESA tracker fmid
14	(E)	BITSTRING	2	MCAFLAGS	mca options
		1... ....		MCATSO	1 tso user built mca
		.1.. ....		MCAASXB	1 asxb was modified
		..1. ....		MCAACEE	1 acee built
		...1 ....		MCARACF	1 subres profiles
		.... 1...		MCAESA	1 active on mvsesa
		.... .1..		MCASP4	1 mvssp 4.1 or later
		.... ..1.		MCAMLOG	1 msg log is reserved
		.... ...1		MCA313	1 mvssp 3.1.3 or later
15	(F)	1... ....		MCAQFCAN	1 ss cancl'd due to qfull
		.1.. ....		MCANOPRM	1 do not open parmlib
		..1. ....		MCAEDPW	1 waiting for edp
		...1 ....		MCASP422	1 mvssp 4.2.2 or later
		.... 1...		MCAPACE	1 event inflow paced
		.... .1..		MCAUPACE	1 emgr ask for resume
		.... ..1.		MCARTRQ	1 queue to DRTQ
		.... ...1		MCATCPR	1 ta task restarting

OPCESA control block addresses follow

Offsets					
Dec	Hex	Type	Len	Name (Dim)	Description
16	(10)	ADDRESS	4	MCAASCB	eqqmajor ascb address
20	(14)	ADDRESS	4	MCAMTCB	eqqmajor tcb address
24	(18)	ADDRESS	4	MCAOPTS	addr of options block
28	(1C)	ADDRESS	4	MCAFTAB	file table address
32	(20)	ADDRESS	4	MCASTEMJ	addr 1st major subtask
36	(24)	ADDRESS	4	MCASTENM	addr 1st nmm subtask
40	(28)	ADDRESS	4	MCASTEGS	addr 1st genserv subtask
44	(2C)	ADDRESS	4	MCAOPECB	addr of oper cmd ecb
48	(30)	ADDRESS	4	MCASSVT	addr of opc ssvt
52	(34)	ADDRESS	4	MCASSCT	addr of opc ssct
56	(38)	ADDRESS	4	MCATSOB	addr of tso table block
60	(3C)	ADDRESS	4	MCANMMB	addr of nmm parameters
64	(40)	ADDRESS	4	MCAEDPB	addr of edp block

Offsets					
Dec	Hex	Type	Len	Name (Dim)	Description
68	(44)	ADDRESS	4	MCAPRIP	addr of pri block
72	(48)	ADDRESS	4	MCASRAP	addr of serv routn array
76	(4C)	ADDRESS	4	MCASURE	addr of sure table
80	(50)	ADDRESS	4	MCANABB	addr of vtam io params
84	(54)	ADDRESS	4	MCADIAP	addr of diagnose options
88	(58)	ADDRESS	4	MCACPNQ	addr of cp enq statistics
92	(5C)	ADDRESS	4	MCATMLOG	tcb addr of mlog reserver
96	(60)	ADDRESS	4	MCAJANCP	js interface anchor block
100	(64)	ADDRESS	4	MCAXSIP	XCF system info cb
104	(68)	ADDRESS	4	MCAQFECB	addr to q full ecb
108	(6C)	ADDRESS	4	MCAASIP	APPC system info cb
112	(70)	ADDRESS	4	MCAAREP	APPC restart ecb ptr
116	(74)	ADDRESS	4	MCATSRAP	addr of Topology parsing
120	(78)	ADDRESS	4	MCAFSRAP	addr of Data Store service routines
124	(7C)	ADDRESS	4	MCASUB	addr of sub parm area
128	(80)	ADDRESS	4	MCASSXP	SSX block address
132	(84)	ADDRESS	4	MCARSIP	RODM system info cb
136	(88)	ADDRESS	4	MCAAREP	RODM restart ecb ptr
140	(8C)	ADDRESS	4	MCARODMOPT	RODM options table
144	(90)	ADDRESS	4	MCAHCM	HCMMain address
148	(94)	ADDRESS	4	MCAID	Local Id event area
152	(98)	ADDRESS	4	MCAJOPTS	address of JOBOPTS parms
156	(9C)	ADDRESS	4	MCAANMMP	always nmmpointer
160	(A0)	ADDRESS	4	MCAQUEPTR	current queue elem ptr

OPCESA service routine addresses follow

Offsets					
Dec	Hex	Type	Len	Name (Dim)	Description
164	(A4)	ADDRESS	4	MCAMSGX	message routine address
168	(A8)	ADDRESS	4	MCASEQX	seq io service routine
172	(AC)	ADDRESS	4	MCAPDSX	pds io service routine
176	(B0)	ADDRESS	4	MCAPRMX	param member parse rtn
180	(B4)	ADDRESS	4	MCAQUEX	queue server routine
184	(B8)	ADDRESS	4	MCANOWX	current time routine
188	(BC)	ADDRESS	4	MCAVSAM	addr vsam file handler
192	(C0)	ADDRESS	4	MCAVSAMB	addr bex vsam file handler
196	(C4)	ADDRESS	4	MCASUBX	addr job submit routine
200	(C8)	ADDRESS	4	MCARELX	addr job release routine
204	(CC)	ADDRESS	4	MCAEVHX	addr of event handler
208	(D0)	ADDRESS	4	MCAMCPX	addr of modify curr plan
212	(D4)	ADDRESS	4	MCABEXP	bex services address
216	(D8)	ADDRESS	4	MCAAIDX	ZNOWX format clone address
220	(DC)	ADDRESS	4	MCALVCK	level check routine adres
224	(E0)	ADDRESS	4	MCAZNQD	ZNQDX lock dsname
228	(E4)	ADDRESS	4	MCAETTP	ETT info for CP04
232	(E8)	ADDRESS	4	MCAIDECB	EW ID event ECB

miscellaneous opc constants

Offsets					
Dec	Hex	Type	Len	Name (Dim)	Description
236	(EC)	SIGNED	2	MCANSUBS	number of subsys subtasks
238	(EE)	SIGNED	2	MCAGMTOF	gmt offset, minutes
240	(F0)	SIGNED	2	MCARACRTRC	racroute trace level
242	(F2)	BITSTRING	2	MCADSTORE	Data Store task status
		1... ....		DBAREADY	Data base init OK
		.1.. ....		DBAFAIL	Data base ended
		..1. ....		JQUREADY	Jes queue init OK
		...1 ....		JQUFAIL	Jes queue ended
		.... 1...		MCAREFRCP	
		.... .1..		MCAMAJD	diag major
		.... ..1.		MCASHFT	FNONC shift active
		.... ...1		MCABK_CLONING	ON Controller in cloning mode
243	(F3)	1... ....		MCABK_BKMODE_MAJ	ON Controller in Backup Mode MAJOR
		.1.. ....		MCABK_BKMODE_NMM	ON Takeover done for bkp
		..1. ....		MCATAKEOV	
		...1 1...		*	
		.... .1..		FPROCIN	
		.... ..1.		FMETHOD	Data Store method trace
		.... ...1		FPARSER	Data Store parser trace
244	(F4)	SIGNED	4	MCAGMTSEC	gmt offset, seconds
248	(F8)	CHARACTER	1	MCAJES	primary jes, A=js2, B=js3
249	(F9)	CHARACTER	1	MCACJES	jes command 1st character
250	(FA)	CHARACTER	4	MCASSNM	OPCESA subsystem name
254	(FE)	CHARACTER	8	MCAMAJNM	OPCESA major enq name
262	(106)	CHARACTER	8	MCACCLASS	racf resource class name
270	(10E)	CHARACTER	8	MCANJENM	nje node name
278	(116)	CHARACTER	4	MCAQFQN	name of full queue
282	(11A)	CHARACTER	8	MCANVID	Netview Receiver ID
290	(122)	CHARACTER	1	MCADSCLAS	JES class for Datastore
291	(123)	CHARACTER	1	MCASPIN	Y = SPIN available N = SPIN not available
292	(124)	ADDRESS	4	MCAPHBP	to server block
296	(128)	CHARACTER	5	MCACLNJOB	clean up job name
301	(12D)	CHARACTER	1	MCADDRSPC	address space type O = controllertracker S = server D = data store B = batch T = Trial EQQDTTOP L = Batch Loader U = Output Collector
302	(12E)	CHARACTER	8	MCAJESFMID	JES fmid
310	(136)	CHARACTER	1	MCATRACES	
		1... ....		MCAZZSPIN	SPIN traces
		.111 1111		*	
311	(137)	CHARACTER	1	MCALLOPT	LISTLOG option A F N
312	(138)	BITSTRING	6	MCASUBRS	protected subresources
		1... ....		MCAADNM	ada.adname is a resource
		.1.. ....		MCAADOW	ado.owner is a resource
		..1. ....		MCAADGR	adg.group is a resource
		...1 ....		MCAADJB	adj.jobname is a resource
		.... 1...		MCACPAD	cpa.adname is a resource
		.... .1..		MCACPOW	cpo.owner is a resource
		.... ..1.		MCACPGR	cpg.group is a resource
		.... ...1		MCACPJB	cpj.jobname is a resource
313	(139)	1... ....		MCACPWS	cpw.wsname is a resource
		.1.. ....		MCAJCAD	jsa.adname is a resource
		..1. ....		MCAJCJB	jsj.jobname is a resource

Offsets		Type	Len	Name (Dim)	Description
Dec	Hex				
		.... 1...		MCAJCWS	jsw.wsname is a resource
		.... 1..		MCAJCOW	jso.owner is a resource
		.... .1..		MCAJCGR	jsg.group is a resource
		.... .1.		MCALTAD	lta.adname is a resource
		.... ...1		MCALTOW	lto.owner is a resource
314	(13A)	1... ....		MCAOIAD	oia.adname is a resource
		.1.. ....		MCAWSWS	wsw.wsname is a resource
		..1. ....		MCARLAD	rla.adname is a resource
		...1 ....		MCARLOW	rlo.owner is a resource
		.... 1...		MCARLGR	rlg.group is a resource
		.... .1..		MCARLWS	rlw.wsname is a resource
		.... .1.		MCACLCN	clc.calname is a resource
		.... ...1		MCAPRPN	prp.pername is a resource
315	(13B)	1... ....		MCAETNM	ete.name is a resource
		.1.. ....		MCAETAD	eta.name is a resource
		..1. ....		MCASRNM	srs.name is a resource
		...1 ....		MCAVJVO	fv.owner is a resource
		.... 1...		MCAVJVN	fv.tabname is a resource
		.... .1..		MCACPWO	cpz.wsname is a res
		.... .1.		MCACPGD	cpd.OCCgrp is a res
		.... ...1		MCALTGD	ltd.OCCgrp is a res
316	(13C)	1... ....		MCAADGD	add.adgrp is a res
		.1.. ....		MCARLWST	rl.wsstat is a res
		..1. ....		MCARDRN	rdr.name is a res
		...1 ....		MCAADEX	ade.exname is a res
		.... 1...		MCACPEX	cpe.exname is a res
		.... .1..		MCAAADSE	ad.secelem is a res
		.... .1.		MCACPSE	cp.secelem is a res
		.... ...1		MCADBRP	rp.reptype is a res
317	(13D)	1... ....		MCAJLD	JL.DSNAME library access
		.1.. ....		MCAJLM	JL.MEMBER member access
		..1. ....		MCAADUF	AD.UFVAL access control
		...1 ....		MCACPUF	CP.UFVAL access control
		.... 1...		MCARGRN	RG.RGNAME
		.... .1..		MCARGOW	RG.OWNER
		.... .1.		MCACPRS	cp.resname
		.... ...1		MCAADRS	ad.resname
318	(13E)	BITSTRING	2	MCAFLAGS2	flags
		1... ....		MCASP52	1 mvssp 5.2 or later
		.1.. ....		MCASYMB	1 perform symbol subst
		..1. ....		MCAUX002	exit2 invoked
		...1 ....		MCAWAENQ	deq after abend
		.... 1...		MCADBG	for debug purpose
		.... .1..		MCAJTBLOCK	ON JTB is locked
		.... .1.		MCATWSCNTLSTART	On at controller StartUp
		.... ...1		MCABULKDISCOVERY	bulc disk is already running
				RUNNING	
319	(13F)	1... ....		MCALOCK2B	
		.1.. ....		MCASTOPC	On = stop command issue
		..1. ....		MCARESTART	
		...1 ....		MCALOGRCOPEN	On = LOGRC open
		.... 1...		MCALOGRCEMPTY	On = LOGRC empty done
		.... .1..		MCALOGRCUPEND	On = unload pending

Offsets					
Dec	Hex	Type	Len	Name (Dim)	Description
		.... ..1.		MCALOGRCLDONE	On = load done
		.... ...1		MCAMLOCKSKIP	
320	(140)	ADDRESS	4	MCATPLGYP	Topology CB address
324	(144)	ADDRESS	4	MCASCLIBDCB	sclib dcb ptr
328	(148)	ADDRESS	4	MCACTOKEN	token for C environment
332	(14C)	SIGNED	4	MCAUSERF	reserved for opc exits
336	(150)	SIGNED	2	MCAQUELEN	QUEUELEN changed value
338	(152)	BITSTRING	2	MCAPERF	Performance flags
		1... ....		MCAEXIDB	EXIT debug
		.1.. ....		MCAJCLDB	JCL debug
		..1. ....		MCAE105	E105 msg flag
		...1 ....		MCAZ308	Z308 msg flag
		.... 1...		MCAN069	N069 msg flag
		.... .1..		MCATDCHK	checkTimeDep
		.... ..1.		MCAADINUSE	AD used by batch
		.... ...1		MCAADVERRUN	AD VER done
339	(153)	1... ....		MCAPIF	
		.1.. ....		MCAMLOG2	EQQMLOG2 DD specified
		..1. ....		MCAMLOG2INUSE	EQQMLOG2 is to be used
		...1 ....		MCALOOP	EQQLOOP open OK
		.... 1111		*	free
340	(154)	SIGNED	2	MCATIMESTA	stats msg interval time
342	(156)	SIGNED	2	MCABLRC	BL rc with EQQY221E
344	(158)	ADDRESS	4	MCADBGP	
348	(15C)	ADDRESS	4	MCAMLOGD	mlog dsname address
352	(160)	ADDRESS	4	MCAFARB	farb ptr
356	(164)	SIGNED	4	LOCKRC	
360	(168)	CHARACTER	4	MCAFINDMEM	
360	(168)	BITSTRING	3	MCATTR	
363	(16B)	BITSTRING	1	MCACONC	
364	(16C)	SIGNED	4	MCAENFTOK57	ENFREQ 57 dtoken
368	(170)	SIGNED	4	MCAWLMQSZ	WLM query size
372	(174)	SIGNED	4	MCAENFTOK41	ENFREQ 41 dtoken
376	(178)	ADDRESS	4	MCAMSGI	bufmsg routine address
380	(17C)	ADDRESS	4	MCAEXTP	address of extended MCA
384	(180)	SIGNED	4	MCAENFTOK53	ENFREQ 53 dtoken
388	(184)	ADDRESS	4	MCAUX014	address of eqqux014
392	(188)	CHARACTER		MCAEND	end of mca

Offsets					
Dec	Hex	Type	Len	Name (Dim)	Description
0	(0)	STRUCTURE	324	MCAEXT	extended MCA
0	(0)	ADDRESS	4	MCAANCQP	address of mcaFLque
4	(4)	CHARACTER	8	MCASYSNAME	&SYSNAME
12	(C)	ADDRESS	4	MCAJTAB	address of EQQZJTAB
16	(10)	ADDRESS	4	MCADSIOX	address of EQQDSIOX
20	(14)	ADDRESS	4	MCADSINI	address of EQQDSINI
24	(18)	ADDRESS	4	MCAJTBP	ptr to JTB
28	(1C)	ADDRESS	4	MCAX14TABP	exit14 tabptr
32	(20)	SIGNED	4	MCAX14NUMR	exit14 numrow
36	(24)	SIGNED	4	MCAX14RSIZ	exit14 recsize
40	(28)	ADDRESS	4	MCADSVIEWP	ptr to DSV command area
44	(2C)	CHARACTER	8	MCAOPTMEM	options member



Offsets					
Dec	Hex	Type	Len	Name (Dim)	Description
52	(34)	ADDRESS	4	MCADTBAUX	pointer to refresh dest
56	(38)	SIGNED	4	MCAAVILDST	destination slots available for refresh
60	(3C)	ADDRESS	4	MCAHTCA	pointer to htca
64	(40)	SIGNED	4	MCAHTCAUXN	len of aux htc
68	(44)	ADDRESS	4	MCAHTCAUX	pointer to auxiliary htc
72	(48)	ADDRESS	4	MCAPERFJTBP	perf measurement JTB
76	(4C)	ADDRESS	4	MCAAREAS	storage for JEKJNodes
80	(50)	ADDRESS	4	MCAJNOFR	first free JNODE
84	(54)	ADDRESS	4	MCAJEKFR	first free JEK entry
88	(58)	ADDRESS	4	MCAJEKFP	first job entry elem
92	(5C)	ADDRESS	4	MCAJEKLP	last job entry elem
96	(60)	ADDRESS	4	MCAJNOFP	Root JNODE
100	(64)	ADDRESS	4	MCAJNOFLP	First leaf JNODE
104	(68)	ADDRESS	4	MCAJNOLLP	Last Leaf JNODE
108	(6C)	ADDRESS	4	MCAJEKLASTIP	Last Leaf JNODE
112	(70)	SIGNED	2	MCAJEKLASTIPO	Last relative JE position
114	(72)	SIGNED	2	MCAJNODENO	Number of JNODES
116	(74)	SIGNED	4	MCAHTSAUXN	len of aux hts
120	(78)	ADDRESS	4	MCAHTSAUX	pointer to auxiliary hts
124	(7C)	ADDRESS	4	MCAHTSA	pointer to htca
128	(80)	ADDRESS	4	MCAZRTAB	address of EQQZRTAB
132	(84)	ADDRESS	4	MCAZRXC	address of EQQZRXC
136	(88)	ADDRESS	4	MCAGCAMTOKEN	GCAM token
140	(8C)	CHARACTER	1	MCACONTCH	JCL continuation char
141	(8D)	CHARACTER	2	MCAVSTRCH	variable prefix
143	(8F)	CHARACTER	1	MCAVENDCH	free
144	(90)	ADDRESS	4	MCASSXTRP	SSX trace
148	(94)	ADDRESS	4	MCAMVDEADLP	moved deadline ptr
152	(98)	ADDRESS	4	MCAOUCM	pointer to oucm
156	(9C)	ADDRESS	4	MCAPLGLSTP	ptr to plugin list
160	(A0)	SIGNED	4	MCAG1X	
164	(A4)	SIGNED	4	MCAG1SUM	
168	(A8)	SIGNED	4	MCAG2X	
172	(AC)	SIGNED	4	MCAG2SUM	
176	(B0)	SIGNED	4	MCAG3X	
180	(B4)	SIGNED	4	MCAG3SUM	
184	(B8)	SIGNED	4	MCAG4X	
188	(BC)	SIGNED	4	MCAG4SUM	
192	(C0)	SIGNED	4	MCAG5X	
196	(C4)	SIGNED	4	MCAG5SUM	
200	(C8)	ADDRESS	4	MCAXT50Z	
204	(CC)	ADDRESS	4	MCAMCTABP	tab match crit (groups)
208	(D0)	SIGNED	4	MCACPHFLOW	CPH flow calling dsiox
212	(D4)	ADDRESS	4	MCAMAXSUB	
216	(D8)	ADDRESS	4	MCACOMPLP	compl list ptr
220	(DC)	ADDRESS	4	MCAOPEXTP	ptr to ext sub op
224	(E0)	SIGNED	4	MCACJPOOLID	
228	(E4)	SIGNED	4	MCAHLPOOLID	
232	(E8)	SIGNED	4	MCAJTBMMMSG	
236	(EC)	SIGNED	4	MCAJTBPMMSG	

new fields for BACKUP controller start

Offsets					
Dec	Hex	Type	Len	Name (Dim)	Description
240	(F0)	ADDRESS	4	MCANEWP	last BK dqe info
244	(F4)	ADDRESS	4	MCADBTRLTBP	ptr o DB trl table
248	(F8)	ADDRESS	4	MCDBPROCP	
252	(FC)	ADDRESS	4	MCABKINFOP	ptr to primary BKINFO
256	(100)	ADDRESS	4	MCAMN2P	ptr to NM2 area
260	(104)	ADDRESS	4	* (2)	
268	(10C)	ADDRESS	4	MCATSYNCECBP	Tracker sync ecb
272	(110)	CHARACTER	1	MCATRKTCPA	Tracker TCP task up YN
273	(111)	CHARACTER	1	MCATRKCENNT	Tracker conn type XT
274	(112)	CHARACTER	1	MCATRKBKBACKUP	Tracker has a backup YN
275	(113)	CHARACTER	1	MCACONNECTED	Tracker connected YN
276	(114)	ADDRESS	4	MCATRKECBPTR	ptr to tracker ecb
280	(118)	ADDRESS	4	MCAEDPCONVP	
284	(11C)	ADDRESS	4	MCABTCAP	address of BTCA
288	(120)	CHARACTER	4	MCASCAFFO	scaffolding
292	(124)	ADDRESS	4	MCALTPHDR	LTP header
296	(128)	ADDRESS	4	MCABKECB	BKP TAKEOVER ecb

new fields for BACKUP controller end

Offsets					
Dec	Hex	Type	Len	Name (Dim)	Description
300	(12C)	CHARACTER	8	MCAMLOGPROC	switch MLOG proc name default = EQQMLOG
308	(134)	SIGNED	4	MCAMLOG2LIM	MLOG2 wrap around limit (SWITCHMLOGLIM parm)
312	(138)	SIGNED	4	MCAMLOG2CNT	MLOG2 counter
316	(13C)	ADDRESS	4	MCACKPTP	
320	(140)	ADDRESS	4	MCAHTDBFP	free

Offsets					
Dec	Hex	Type	Len	Name (Dim)	Description
0	(0)	STRUCTURE	12	MCAFLQUE	
0	(0)	ADDRESS	4	MCAANCQP1	floptmsgqu1
4	(4)	ADDRESS	4	MCAANCQP2	floptmsgqu2
8	(8)	ADDRESS	4	MCAANCQPT	floptmsgqut

Offsets					
Dec	Hex	Type	Len	Name (Dim)	Description
0	(0)	STRUCTURE	28	MCADSVIEW	
0	(0)	CHARACTER	16	MCADSV_AD	adid
16	(10)	CHARACTER	10	MCADSV_IA	ia
26	(1A)	SIGNED	2	MCADSV_OP	opnum

Offsets					
Dec	Hex	Type	Len	Name (Dim)	Description
0	(0)	STRUCTURE	48	MCAPERFJT	
0	(0)	CHARACTER	12	MCAOPERDESC	
12	(C)	SIGNED	4	MCAOPERNUM	
16	(10)	CHARACTER	12	MCATIMEDESC	
28	(1C)	SIGNED	4	MCATIMENUM	

Offsets					
Dec	Hex	Type	Len	Name (Dim)	Description
32	(20)	CHARACTER	12	MCAJTBDESC	
44	(2C)	SIGNED	4	MCAJBTBNUM	

Offsets					
Dec	Hex	Type	Len	Name (Dim)	Description
0	(0)	STRUCTURE	*	MCAHTPAGE	
0	(0)	CHARACTER	12	MCAHTFIX	
0	(0)	ADDRESS	4	MCAHTNEXT	
4	(4)	ADDRESS	4	MCAHTTOT	
8	(8)	SIGNED	4	MCAHTOFF	
12	(C)	CHARACTER	*	MCAHTEND	

Offsets					
Dec	Hex	Type	Len	Name (Dim)	Description
0	(0)	STRUCTURE	10	MCAMVDEADL	moved deadline blk
0	(0)	CHARACTER	6	MCAMVDLDATE	Date
6	(6)	CHARACTER	4	MCAMVDLTIME	Time

Offsets					
Dec	Hex	Type	Len	Name (Dim)	Description
0	(0)	STRUCTURE	68	MCABKINFO	

### TRANSFER JOB INFO

Offsets					
Dec	Hex	Type	Len	Name (Dim)	Description
0	(0)	CHARACTER	68	MCA_TRANSFER	
0	(0)	CHARACTER	8	MCA_NCPBSE_JOB	
8	(8)	CHARACTER	8	MCA_NCPBSE_JOBID	
16	(10)	CHARACTER	1	MCA_NCPBSE_STAT	
17	(11)	CHARACTER	8	MCA_CP1BSE_JOB	
25	(19)	CHARACTER	8	MCA_CP1BSE_JOBID	
33	(21)	CHARACTER	1	MCA_CP1BSE_STAT	
34	(22)	CHARACTER	8	MCA_CP2BSE_JOB	
42	(2A)	CHARACTER	8	MCA_CP2BSE_JOBID	
50	(32)	CHARACTER	1	MCA_CP2BSE_STAT	
51	(33)	CHARACTER	8	MCA_LTPBSE_JOB	
59	(3B)	CHARACTER	8	MCA_LTPBSE_JOBID	
67	(43)	CHARACTER	1	MCA_LTPBSE_STAT	

Offsets					
Dec	Hex	Type	Len	Name (Dim)	Description
0	(0)	STRUCTURE	40	MCASSXTR	
0	(0)	ADDRESS	4	MCAZSSXFSUSE	
4	(4)	ADDRESS	4	MCAZSSXFSUS2	
8	(8)	ADDRESS	4	MCAZSSXFSUSE_2	
12	(C)	ADDRESS	4	MCAZSSXFSUS2_2	
16	(10)	ADDRESS	4	MCAZSVTXSUSE	
20	(14)	ADDRESS	4	MCAZSVTXSUS2	
24	(18)	ADDRESS	4	MCAZCLNXSUSE	

Offsets					
Dec	Hex	Type	Len	Name (Dim)	Description
28	(1C)	ADDRESS	4	MCAZCLNXSUS2	
32	(20)	ADDRESS	4	MCASSXFR1	
36	(24)	CHARACTER	1	MCASSXREST	
37	(25)	CHARACTER	3	*	

Offsets					
Dec	Hex	Type	Len	Name (Dim)	Description
0	(0)	STRUCTURE	*	MCAMCTAB	
0	(0)	CHARACTER	16	MCAMCHDR	
0	(0)	CHARACTER	4	MCAMCEYE	
4	(4)	SIGNED	4	MCAMCTOTENT	
8	(8)	SIGNED	4	MCAMCLASTENT	
12	(C)	SIGNED	4	MCAMCTABSIZE	
16	(10)	CHARACTER	60	MCAMCDATA (*)	
16	(10)	CHARACTER	16	MCAMCSUCCADID	
32	(20)	SIGNED	2	MCAMCSUCCOPNO	
34	(22)	CHARACTER	16	MCAMCPREADID	
50	(32)	SIGNED	2	MCAMCPREOPNO	
52	(34)	SIGNED	2	MCAMCCONDID	
54	(36)	CHARACTER	1	MCAMCTYPE	
55	(37)	CHARACTER	1	MCAMCMAND	
56	(38)	CHARACTER	2	*	
58	(3A)	CHARACTER	7	MCAMCIVLFROM	
58	(3A)	CHARACTER	1	MCAMCIVLFR_WHEN	
59	(3B)	CHARACTER	1	MCAMCIVLFR_DAY	
60	(3C)	CHARACTER	3	MCAMCIVLFR_HHH	
60	(3C)	CHARACTER	1	*	
61	(3D)	CHARACTER	2	MCAMCIVLFR_HH	
63	(3F)	CHARACTER	2	MCAMCIVLFR_MM	
65	(41)	CHARACTER	7	MCAMCIVLTO	
65	(41)	CHARACTER	1	MCAMCIVLTO_WHEN	
66	(42)	CHARACTER	1	MCAMCIVLTO_DAY	
67	(43)	CHARACTER	3	MCAMCIVLTO_HHH	
67	(43)	CHARACTER	1	*	
68	(44)	CHARACTER	2	MCAMCIVLTO_HH	
70	(46)	CHARACTER	2	MCAMCIVLTO_MM	
72	(48)	CHARACTER	4	MCAMCWDE	

Offsets					
Dec	Hex	Type	Len	Name (Dim)	Description
0	(0)	STRUCTURE	112	MCADBPROC	
0	(0)	CHARACTER	8	MCAADDUMP	
8	(8)	CHARACTER	8	MCARDDUMP	
16	(10)	CHARACTER	8	MCAWSDUMP	
24	(18)	CHARACTER	8	MCAOIDUMP	
32	(20)	CHARACTER	8	MCASIDUMP	
40	(28)	CHARACTER	8	MCAJS1DUMP	
48	(30)	CHARACTER	8	MCAJS2DUMP	
56	(38)	CHARACTER	8	MCAADREST	
64	(40)	CHARACTER	8	MCARDREST	
72	(48)	CHARACTER	8	MCAWSREST	
80	(50)	CHARACTER	8	MCAOIREST	

Offsets					
Dec	Hex	Type	Len	Name (Dim)	Description
88	(58)	CHARACTER	8	MCASIREST	
96	(60)	CHARACTER	8	MCAJS1REST	
104	(68)	CHARACTER	8	MCAJS2REST	

Offsets					
Dec	Hex	Type	Len	Name (Dim)	Description
0	(0)	STRUCTURE	88	MCADBTRLTB	
0	(0)	CHARACTER	8	MCAAD	
0	(0)	CHARACTER	4	MCAADTRL	
4	(4)	UNSIGNED	4	MCAADTRLSEQ	
8	(8)	CHARACTER	8	MCAJV	
8	(8)	CHARACTER	4	MCAJVTRL	
12	(C)	UNSIGNED	4	MCAJVTRLSEQ	
16	(10)	CHARACTER	8	MCARD	
16	(10)	CHARACTER	4	MCARDTRL	
20	(14)	UNSIGNED	4	MCARDTRLSEQ	
24	(18)	CHARACTER	8	MCAOI	
24	(18)	CHARACTER	4	MCAOITRL	
28	(1C)	UNSIGNED	4	MCAOITRLSEQ	
32	(20)	CHARACTER	8	MCAWS	
32	(20)	CHARACTER	4	MCAWSTRL	
36	(24)	UNSIGNED	4	MCAWSTRLSEQ	
40	(28)	CHARACTER	8	MCAWSCL	
40	(28)	CHARACTER	4	MCAWSCLTRL	
44	(2C)	UNSIGNED	4	MCAWSCLTRLSEQ	
48	(30)	CHARACTER	8	MCACAL	
48	(30)	CHARACTER	4	MCACALTRL	
52	(34)	UNSIGNED	4	MCACALTRLSEQ	
56	(38)	CHARACTER	8	MCAPER	
56	(38)	CHARACTER	4	MCAPERTRL	
60	(3C)	UNSIGNED	4	MCAPERTRLSEQ	
64	(40)	CHARACTER	8	MCARUN	
64	(40)	CHARACTER	4	MCARUNTRL	
68	(44)	UNSIGNED	4	MCARUNTRLSEQ	
72	(48)	CHARACTER	8	MCASI	
72	(48)	CHARACTER	4	MCASITRL	
76	(4C)	UNSIGNED	4	MCASITRLSEQ	
80	(50)	CHARACTER	8	MCALTP	
80	(50)	CHARACTER	4	MCALTPTRL	
84	(54)	UNSIGNED	4	MCALTPTRLSEQ	

Offsets					
Dec	Hex	Type	Len	Name (Dim)	Description
0	(0)	STRUCTURE	8	MCACOMPL	
0	(0)	ADDRESS	4	MCACOMPOPRP	
4	(4)	ADDRESS	4	MCACOMPLNEXTP	

Offsets					
Dec	Hex	Type	Len	Name (Dim)	Description
0	(0)	STRUCTURE	4	MCAOPEXT	
0	(0)	UNSIGNED	3	MCAOPEXTOCC	
3	(3)	UNSIGNED	1	MCAOPEXTOP	

## Cross reference

Name	Hex Offset	Hex Value	Level
DBAFail	F2	40	3
DBAREADY	F2	80	3
FMETHOD	F3	02	3
FPARSER	F3	01	3
FPROCIN	F3	04	3
JQUFAIL	F2	10	3
JQUREADY	F2	20	3
LOCKRC	164		2
MCA	0		1
MCA_CP1BSE_JOB	11		3
MCA_CP1BSE_JOBID	19		3
MCA_CP1BSE_STAT	21		3
MCA_CP2BSE_JOB	22		3
MCA_CP2BSE_JOBID	2A		3
MCA_CP2BSE_STAT	32		3
MCA_LTPBSE_JOB	33		3
MCA_LTPBSE_JOBID	3B		3
MCA_LTPBSE_STAT	43		3
MCA_NCPBSE_JOB	0		3
MCA_NCPBSE_JOBID	8		3
MCA_NCPBSE_STAT	10		3
MCA_TRANSFER	0		2
MCAACEE	E	20	3
MCAAD	0		2
MCAADDUMP	0		2
MCAADDEX	13C	10	3
MCAADGD	13C	80	3
MCAADGR	138	20	3
MCAADINUSE	152	02	3
MCAADJB	138	10	3
MCAADNM	138	80	3
MCAADOW	138	40	3
MCAADREST	38		2
MCAADRS	13D	01	3
MCAADSE	13C	04	3
MCAADTRL	0		3
MCAADTRLSEQ	4		3
MCAADUF	13D	20	3

Name	Hex Offset	Hex Value	Level
MCAADVERRUN	152	01	3
MCAAIDX	D8		2
MCAANCQP	0		2
MCAANCQPT	8		2
MCAANCQP1	0		2
MCAANCQP2	4		2
MCAANMMP	9C		2
MCAAREAS	4C		2
MCAAREP	70		2
MCAASCB	10		2
MCAASIP	6C		2
MCAASXB	E	40	3
MCAAVILDST	38		2
MCABEXP	D4		2
MCABK_BKMODE_MAJ	F3	80	3
MCABK_BKMODE_NMM	F3	40	3
MCABK_CLONING	F2	01	3
MCABKECB	128		2
MCABKINFO	0		1
MCABKINFOP	FC		2
MCABLRC	156		2
MCABTCAP	11C		2
MCABULKDISCOVERYRUNNING	13E	01	3
MCACAL	30		2
MCACALTRL	30		3
MCACALTRLSEQ	34		3
MCACJES	F9		2
MCACJPOOLID	E0		2
MCACKPTP	13C		2
MCACCLASS	106		2
MCACLNC	13A	02	3
MCACLNJOB	128		2
MCACOMPL	0		1
MCACOMPLNEXTP	4		2
MCACOMPLP	D8		2
MCACOMPOPRP	0		2
MCACONC	16B		3
MCACONNECTED	113		2
MCACONTCH	8C		2
MCACPAD	138	08	3
MCACPEX	13C	08	3

Name	Hex Offset	Hex Value	Level
MCACPGD	13B	02	3
MCACPGR	138	02	3
MCACPHFLOW	D0		2
MCACPJB	138	01	3
MCACPNQ	58		2
MCACPOW	138	04	3
MCACPRS	13D	02	3
MCACPSE	13C	02	3
MCACPUF	13D	10	3
MCACPWO	13B	04	3
MCACPWS	139	80	3
MCACTOKEN	148		2
MCADBG	13E	08	3
MCADBGP	158		2
MCADBPROC	0		1
MCADBPROCP	F8		2
MCADBRP	13C	01	3
MCADBTRLTB	0		1
MCADBTRLTBP	F4		2
MCADDRSPC	12D		2
MCADESC	0		2
MCADIAP	54		2
MCADSCLAS	122		2
MCADSINI	14		2
MCADSIOX	10		2
MCADSTORE	F2		2
MCADSV_AD	0		2
MCADSV_IA	10		2
MCADSV_OP	1A		2
MCADSVIEW	0		1
MCADSVIEWP	28		2
MCADTBAUX	34		2
MCAEDPB	40		2
MCAEDPCONVP	118		2
MCAEDPW	F	20	3
MCAEND	188		2
MCAENFTOK41	174		2
MCAENFTOK53	180		2
MCAENFTOK57	16C		2
MCAESA	E	08	3
MCAETAD	13B	40	3



Name	Hex Offset	Hex Value	Level
MCAETNM	13B	80	3
MCAETTP	E4		2
MCAEVHX	CC		2
MCAEXIDB	152	80	3
MCAEXT	0		1
MCAEXTP	17C		2
MCAE105	152	20	3
MCAFARB	160		2
MCAFINDMEM	168		2
MCAFLAGS	E		2
MCAFLAGS2	13E		2
MCAFLQUE	0		1
MCAFMID	6		3
MCAFSRAP	78		2
MCAFTAB	1C		2
MCAGCAMTOKEN	88		2
MCAGMTOF	EE		2
MCAGMTSEC	F4		2
MCAG1SUM	A4		2
MCAG1X	A0		2
MCAG2SUM	AC		2
MCAG2X	A8		2
MCAG3SUM	B4		2
MCAG3X	B0		2
MCAG4SUM	BC		2
MCAG4X	B8		2
MCAG5SUM	C4		2
MCAG5X	C0		2
MCAHCM	90		2
MCAHLPOOLID	E4		2
MCAHTCA	3C		2
MCAHTCAUX	44		2
MCAHTCAUXN	40		2
MCAHTDBFP	140		2
MCAHTEND	C		2
MCAHTFIX	0		2
MCAHTNEXT	0		3
MCAHTOFF	8		3
MCAHTPAGE	0		1
MCAHTSA	7C		2
MCAHTSAUX	78		2

Name	Hex Offset	Hex Value	Level
MCAHTSAUXN	74		2
MCAHTTOT	4		3
MCAID	94		2
MCAIDECB	E8		2
MCAJANCP	60		2
MCAJCAD	139	40	3
MCAJCGR	139	04	3
MCAJCJB	139	20	3
MCAJCLDB	152	40	3
MCAJCOW	139	08	3
MCAJCWS	139	10	3
MCAJEKFP	58		2
MCAJEKFR	54		2
MCAJEKLASTIP	6C		2
MCAJEKLASTIPO	70		2
MCAJEKLP	5C		2
MCAJES	F8		2
MCAJESFMID	12E		2
MCAJLD	13D	80	3
MCAJLM	13D	40	3
MCAJNODENO	72		2
MCAJNOFLP	64		2
MCAJNOFP	60		2
MCAJNOFR	50		2
MCAJNOLLP	68		2
MCAJOPTS	98		2
MCAJS1DUMP	28		2
MCAJS1REST	60		2
MCAJS2DUMP	30		2
MCAJS2REST	68		2
MCAJTAB	C		2
MCAJTBLOCK	13E	04	3
MCAJTBMSG	E8		2
MCAJTBP	18		2
MCAJTBPMSG	EC		2
MCAJTBDESC	20		2
MCAJBTNUM	2C		2
MCAJV	8		2
MCAJVTRL	8		3
MCAJVTRLSEQ	C		3
MCALEVEL	4		2

Name	Hex Offset	Hex Value	Level
MCALLOPT	137		2
MCALOCK2B	13F	80	3
MCALOGRCEMPTY	13F	08	3
MCALOGRCLDONE	13F	02	3
MCALOGRCOPEN	13F	10	3
MCALOGRCUPEND	13F	04	3
MCALOOP	153	10	3
MCALTAD	139	02	3
MCALTGD	13B	01	3
MCALTOW	139	01	3
MCALTP	50		2
MCALTPHDR	124		2
MCALTPTRL	50		3
MCALTPTRLSEQ	54		3
MCALVCK	DC		2
MCAMAJD	F2	04	3
MCAMAJNM	FE		2
MCAMAXSUB	D4		2
MCAMCCONDID	34		3
MCAMCDATA	10		2
MCAMCEYE	0		3
MCAMCHDR	0		2
MCAMCIVLFR_DAY	3B		4
MCAMCIVLFR_HH	3D		5
MCAMCIVLFR_HHH	3C		4
MCAMCIVLFR_MM	3F		4
MCAMCIVLFR_WHEN	3A		4
MCAMCIVLFROM	3A		3
MCAMCIVLTO	41		3
MCAMCIVLTO_DAY	42		4
MCAMCIVLTO_HH	44		5
MCAMCIVLTO_HHH	43		4
MCAMCIVLTO_MM	46		4
MCAMCIVLTO_WHEN	41		4
MCAMCLASTENT	8		3
MCAMCMAND	37		3
MCAMCPREADID	22		3
MCAMCPREOPNO	32		3
MCAMCPX	D0		2
MCAMCSUCCADID	10		3
MCAMCSUCCOPNO	20		3

Name	Hex Offset	Hex Value	Level
MCAMCTAB	0		1
MCAMCTABP	CC		2
MCAMCTABSIZE	C		3
MCAMCTOTENT	4		3
MCAMCTYPE	36		3
MCAMCWDE	48		3
MCAMLOCKSKIP	13F	01	3
MCAMLOG	E	02	3
MCAMLOGD	15C		2
MCAMLOGPROC	12C		2
MCAMLOG2	153	40	3
MCAMLOG2CNT	138		2
MCAMLOG2INUSE	153	20	3
MCAMLOG2LIM	134		2
MCAMSGI	178		2
MCAMSGX	A4		2
MCAMTCB	14		2
MCAMVDEADL	0		1
MCAMVDEADLP	94		2
MCAMVDLDATE	0		2
MCAMVDLTIME	6		2
MCANABB	50		2
MCANEWP	F0		2
MCANJENM	10E		2
MCANM2P	100		2
MCANMMB	3C		2
MCANOPRM	F	40	3
MCANOWX	B8		2
MCANSUBS	EC		2
MCANVID	11A		2
MCAN069	152	08	3
MCAOI	18		2
MCAOIAD	13A	80	3
MCAOIDUMP	18		2
MCAOIREST	50		2
MCAOITRL	18		3
MCAOITRLSEQ	1C		3
MCAOPECB	2C		2
MCAOPERDESC	0		2
MCAOPERNUM	C		2
MCAOPEXT	0		1

Name	Hex Offset	Hex Value	Level
MCAOPEXTOCC	0		2
MCAOPEXTOP	3		2
MCAOPEXTP	DC		2
MCAOPTMEM	2C		2
MCAOPTS	18		2
MCAOUCM	98		2
MCAPACE	F	08	3
MCAPDSX	AC		2
MCAPER	38		2
MCAPERF	152		2
MCAPERFJTB	0		1
MCAPERFJTBP	48		2
MCAPERTRL	38		3
MCAPERTRLSEQ	3C		3
MCAPHBP	124		2
MCAPIF	153	80	3
MCAPLGLSTP	9C		2
MCAPRIP	44		2
MCAPRMX	B0		2
MCAPRPN	13A	01	3
MCAQFCAN	F	80	3
MCAQFECB	68		2
MCAQFQN	116		2
MCAQUELEN	150		2
MCAQUEPTR	A0		2
MCAQUEX	B4		2
MCARACF	E	10	3
MCARACRTRC	F0		2
MCARD	10		2
MCARDDUMP	8		2
MCARDREST	40		2
MCARDRN	13C	20	3
MCARDTRL	10		3
MCARDTRLSEQ	14		3
MCAREFRCP	F2	08	3
MCARELX	C8		2
MCARESTART	13F	20	3
MCARGOW	13D	04	3
MCARGRN	13D	08	3
MCARLAD	13A	20	3
MCARLGR	13A	08	3

Name	Hex Offset	Hex Value	Level
MCARLOW	13A	10	3
MCARLWS	13A	04	3
MCARLWST	13C	40	3
MCARODMOPT	8C		2
MCARREP	88		2
MCARSIP	84		2
MCARTRQ	F	02	3
MCARUN	40		2
MCARUNTRL	40		3
MCARUNTRLSEQ	44		3
MCASCAFFO	120		2
MCASCLIBDCB	144		2
MCASEQX	A8		2
MCASHFT	F2	02	3
MCASI	48		2
MCASIDUMP	20		2
MCASIREST	58		2
MCASITRL	48		3
MCASITRLSEQ	4C		3
MCASPIN	123		2
MCASP4	E	04	3
MCASP422	F	10	3
MCASP52	13E	80	3
MCASRAP	48		2
MCASRNM	13B	20	3
MCASSCT	34		2
MCASSNM	FA		2
MCASSVT	30		2
MCASSXFR1	20		2
MCASSXP	80		2
MCASSXREST	24		2
MCASSXTR	0		1
MCASSXTRP	90		2
MCASTEGB	28		2
MCASTEMJ	20		2
MCASTENM	24		2
MCASTOPC	13F	40	3
MCASUB	7C		2
MCASUBRS	138		2
MCASUBX	C4		2
MCASURE	4C		2

Name	Hex Offset	Hex Value	Level
MCASYMB	13E	40	3
MCASYSNAME	4		2
MCATAKEOV	F3	20	3
MCATCPR	F	01	3
MCATDCHK	152	04	3
MCATIMEDESC	10		2
MCATIMENUM	1C		2
MCATIMESTA	154		2
MCATMLOG	5C		2
MCATPLGY	140		2
MCATRACES	136		2
MCATRKBKUP	112		2
MCATRKCNT	111		2
MCATRKECBPTR	114		2
MCATRKTCPA	110		2
MCATSO	E	80	3
MCATSOB	38		2
MCATSRAP	74		2
MCATSYNCECBP	10C		2
MCATTR	168		3
MCATWSCNTLSTART	13E	02	3
MCAUPACE	F	04	3
MCAUSERF	14C		2
MCAUX002	13E	20	3
MCAUX014	184		2
MCAVENDCH	8F		2
MCAVER	4		3
MCAVJVN	13B	08	3
MCAVJVO	13B	10	3
MCAVSAM	BC		2
MCAVSAMB	C0		2
MCAVSTRCH	8D		2
MCAWAENQ	13E	10	3
MCAWLMQSZ	170		2
MCAWS	20		2
MCAWSCL	28		2
MCAWSCLTRL	28		3
MCAWSCLTRLSEQ	2C		3
MCAWSDUMP	10		2
MCAWSREST	48		2
MCAWSTRL	20		3

Name	Hex Offset	Hex Value	Level
MCAWSTRLSEQ	24		3
MCAWSWS	13A	40	3
MCAXSIP	64		2
MCAXT50Z	C8		2
MCAX14NUMR	20		2
MCAX14RSIZ	24		2
MCAX14TABP	1C		2
MCAZCLNXSUSE	18		2
MCAZCLNXSUS2	1C		2
MCAZNQD	E0		2
MCAZRTAB	80		2
MCAZRXC	84		2
MCAZSSXFSUSE	0		2
MCAZSSXFSUSE_2	8		2
MCAZSSXFSUS2	4		2
MCAZSSXFSUS2_2	C		2
MCAZSVTXSUSE	10		2
MCAZSVTXSUS2	14		2
MCAZZSPIN	136	80	3
MCAZ308	152	10	3
MCA313	E	01	3

## MFB - Missed feedback report record in DP

Name : DCLMFB

Function:

Describes layout of feedback records representing report data on operations (and occurrences) in the new current plan. The records have the standard recsize and keysize of dpin records.

Offsets					
Dec	Hex	Type	Len	Name (Dim)	Description
0	(0)	STRUCTURE	114	MFBAREA	
0	(0)	CHARACTER	114	MFBKEY	KEY
0	(0)	SIGNED	2	MFBTYPE	TYPE IS ALWAYS 9
2	(2)	CHARACTER	36	*	ADJUST TO ADIDOFFS
38	(26)	CHARACTER	26	MFB OCCID	IDENTIFICATION
38	(26)	CHARACTER	16	MFBADID	ADID OF OCC OF OPERATION
54	(36)	CHARACTER	6	MFB ADT	APPL INPUT DATE
54	(36)	CHARACTER	4	*	
58	(3A)	CHARACTER	2	MFB ADD	DAY
60	(3C)	CHARACTER	4	MFB AHM	APPL INPUT TIME
60	(3C)	CHARACTER	2	MFB AHH	HOURS
62	(3E)	CHARACTER	2	MFB AMM	MINUTES
64	(40)	CHARACTER	6	MFB OPID	OPERATION ID
64	(40)	CHARACTER	4	MFB OP	WORKSTATION ID AND





Name	Hex Offset	Hex Value	Level
MFBORIGIN	51		3
MFBPLDD	54		4
MFBPLDH	56		4
MFBPLDM	58		4
MFBPLDEAD	54		3
MFBPLDUR	46		3
MFBPLHH	46		4
MFBPLMM	48		4
MFBREASN	50		3
MFBRUNID	52		3
MFBTYPE	0		3

## MTD - Track information

Name: DCLMTD

### Offsets

Dec	Hex	Type	Len	Name (Dim)	Description
0	(0)	STRUCTURE	*	MTD	MCP TRACK ENTRY
0	(0)	CHARACTER	4	MTDHEAD	HEADER OF ENTRY
0	(0)	SIGNED	2	MTDTYPE	TYPE OF ENTRY
2	(2)	SIGNED	2	MTDOPER	OPERATION NUMBER
4	(4)	CHARACTER	*	MTDBODY	TRACKING DATA BODY

### Offsets

Dec	Hex	Type	Len	Name (Dim)	Description
0	(0)	STRUCTURE	68	MTD_ADD_OP	ADDCHANGE OPER ENTRY (1)
0	(0)	CHARACTER	8	MTDJOBN	JOB NAME (ALSO IN JOBOPTS)
8	(8)	CHARACTER	4	MTDWSNM	WORKSTATION NAME
12	(C)	CHARACTER	24	MTDTEXT	OPERATION TEXT
36	(24)	SIGNED	2	*	free
38	(26)	SIGNED	2	MTDPSUSE	PARALLEL SERVERS
40	(28)	SIGNED	2	MTDR1USE	RESOURCE R1 NEEDED
42	(2A)	SIGNED	2	MTDR2USE	RESOURCE R2 NEEDED
44	(2C)	CHARACTER	16	MTD_userdata	operation userdata
60	(3C)	SIGNED	4	MTDEDUR	ESTIMATED DURATION
64	(40)	SIGNED	4	MTDEDURVAR	VARIANCE IN DUR
68	(44)	CHARACTER		MTD_ADD_OP_END	END OF ENTRY

### Offsets

Dec	Hex	Type	Len	Name (Dim)	Description
0	(0)	STRUCTURE	52	MTD_ADD_SR	ADDCHANGE SPEC RES (3)
0	(0)	CHARACTER	44	MTD_DEL_SR	DELETE SEPC RES (4)
0	(0)	CHARACTER	44	MTDRESN	SPECIAL RESOURCE NAME
44	(2C)	CHARACTER		MTD_DEL_SR_END	END OF ENTRY
44	(2C)	CHARACTER	1	MTDREST	RESOURCE TYPE (SHREXCL)
45	(2D)	CHARACTER	1	MTDRESE	On error flag
46	(2E)	CHARACTER	1	MTDRESC	ON Complete Flag

Offsets					
Dec	Hex	Type	Len	Name (Dim)	Description
47	(2F)	CHARACTER	1	*	free
48	(30)	SIGNED	4	MTDRESQ	RESOURCE quantity
52	(34)	CHARACTER		MTD_ADD_SR_END	END OF ENTRY

Offsets					
Dec	Hex	Type	Len	Name (Dim)	Description
0	(0)	STRUCTURE	35	MTD_OPTS	JOB OPTIONS (5)
0	(0)	CHARACTER	8	MTDOPTJN	JOB NAME
8	(8)	CHARACTER	1	MTDCLASS	JOBSYSOUT CLASS
9	(9)	CHARACTER	1	MTDOPTS	JOB OPTIONS
		1... ....		MTDAEC	AUTOMATIC TRACKING
		.1.. ....		MTDSUB	AUTOMATIC SUBMIT
		..1. ....		MTDAJR	AUTOMATIC HOLDRELEASE
		...1 ....		MTDTJT	TIME JOB
		.... 1...		MTDCAN	SUPPRESS IF LATE
		.... .1..		MTDHRC	HIGHEST RETCODE SET
		.... ..1.		mtddwto	deadline wto
		.... ...1		mtdcondrjob	cond recovery job
10	(A)	CHARACTER	1	MTDOPTS2	MORE OPTIONS
		1... ....		MTDRESTA	RESTARTABLE
		.1.. ....		MTDDIRES	RESTARTABLE BY INSTALL
		..1. ....		MTDRERUT	REROUTEABLE
		...1 ....		MTDDIRER	REROUTEABLE BY INSTALL
		.... 1...		mtdexpjcl	Expanded JCL used
		.... .1..		mtdusrsys	User SYSOUT used
		.... ..1.		mtdclasst	class present
		.... ...1		mtdformt	form present
11	(B)	CHARACTER	4	MTDHRCNE	HIGHEST RETURN CODE
11	(B)	CHARACTER	2	*	HIGHEST RETURN CODE
13	(D)	CHARACTER	2	MTDHRCNX	HIGHEST RETURN CODE
15	(F)	CHARACTER	8	MTDFORM	FORM NUMBER

2 MTDWLMCrInd CHAR1 WLM critical indicatorxxWLM1a

Offsets					
Dec	Hex	Type	Len	Name (Dim)	Description
23	(17)	CHARACTER	3	MTDOPTS3	MORE OPTIONS
23	(17)	CHARACTER	2	MTDWLM	WLM fields
23	(17)	CHARACTER	1	MTDJOB CRT	Critical Job
24	(18)	CHARACTER	1	MTDJOB POL	Late Job Policy
25	(19)	CHARACTER	1	MTDOPTS5	
		1... ....		MTDMON	Oper monitoring flag
		.1.. ....		MTDCHGMON	Set to ON if monitoring flag value has changed
		..1. ....		MTDSCRIPT	free
		...1 1111		*	free
26	(1A)	CHARACTER	9	MTDOPTS4	MORE OPTIONS
26	(1A)	CHARACTER	1	mtdrcln	Restart & Cleanup
27	(1B)	CHARACTER	8	mtdWLMclass	WLM Service Class
35	(23)	CHARACTER		MTD_OPTS_END	END OF ENTRY

Offsets					
Dec	Hex	Type	Len	Name (Dim)	Description
0	(0)	STRUCTURE	10	MTD_STATUS	JOB STATUS (6)
0	(0)	CHARACTER	1	MTDSTAT	NEW OPERATION STATUS
1	(1)	CHARACTER	8	MTDSJOB	JOBNAME
9	(9)	CHARACTER	1	MTDOSTAT	OLD OPERATION STATUS
10	(A)	CHARACTER		MTD_STATUS_END	END OF ENTRY

Offsets					
Dec	Hex	Type	Len	Name (Dim)	Description
0	(0)	STRUCTURE	9	MTD_ST_OL2	JOB STATUS
0	(0)	CHARACTER	1	MTDSTAT	NEW OPERATION STATUS
1	(1)	CHARACTER	8	MTDSJOB	JOBNAME
9	(9)	CHARACTER		MTD_STATUS_END	END OF ENTRY

Offsets					
Dec	Hex	Type	Len	Name (Dim)	Description
0	(0)	STRUCTURE	1	MTD_ST_OLD	JOB STATUS OLD (6)
0	(0)	CHARACTER	1	MTDSTAT	NEW OPERATION STATUS
1	(1)	CHARACTER		MTD_STATUS_END	END OF ENTRY

Offsets					
Dec	Hex	Type	Len	Name (Dim)	Description
0	(0)	STRUCTURE	20	MTD_TIMES	CHG OPERATION TIMES (7)
0	(0)	CHARACTER	10	MTDIA	OPR IA DATE AND TIME
0	(0)	CHARACTER	6	MTDIAD	DATE
6	(6)	CHARACTER	4	MTDIAT	TIME
10	(A)	CHARACTER	10	MTDDL	OPR DL DATE AND TIME
10	(A)	CHARACTER	6	MTDDL	DATE
16	(10)	CHARACTER	4	MTDDL	TIME
20	(14)	CHARACTER		MTD_TIMES_END	END OF ENTRY

Offsets					
Dec	Hex	Type	Len	Name (Dim)	Description
0	(0)	STRUCTURE	36	MTD_EXT_DEP	ADD (8) OR DELETE (9) EXT DEP (OPER TO OPER), ADD (36) OR DELETE (37) EXT DEP (APPL TO OPER), ADD (38) OR DELETE (39) EXT DEP (APPL TO OPER), ADD (40) OR DELETE (41) EXT DEP (OPER TO APPL)
0	(0)	CHARACTER	5	MTD_INT_DEP	ADD (10) OR DELETE (11) INTERNAL DEPENDENCY
0	(0)	SIGNED	2	MTDDEPN	PREDECESSOR OPER NUMBER
2	(2)	CHARACTER	1	MTDDEPT	DEPENDENCY TYPE
3	(3)	CHARACTER		MTD_DEL_INT_END	END OF ENTRY
3	(3)	SIGNED	2	MTDTRST	TRANSPORT TIME
5	(5)	CHARACTER		MTD_ADD_INT_END	END OF ENTRY
5	(5)	CHARACTER	16	MTDDAID	PRESUCC APPLIC NAME
21	(15)	CHARACTER	10	MTDDIA	PRESUCC IINPUT ARRIVAL
21	(15)	CHARACTER	6	MTDDIAD	PRESUCC IA DATE
27	(1B)	CHARACTER	4	MTDDIAT	PRESUCC IA TIME
31	(1F)	CHARACTER	1	MTDFLAGS	FLAGS

Offsets					
Dec	Hex	Type	Len	Name (Dim)	Description
		1... ..		MTDCLPRE	GROUP ADD CLOS PREC
		.1.. ..		MTDMANDP	MANDATORY PEND PRED
		..1. ....		MTDSAME	mcrit = same
		...1 ....		MTDABS	mcrit = absolute
		.... 1...		MTDREL	mcrit = relative
		.... .1..		MTDISMANDC	PIF& groups mand c
		.... ..1.		MTDISMANDP	group mand p
		.... ...1		*	FREE
32	(20)	SIGNED	4	MTD_IVL	IVL RANGE (MAND PRED)
32	(20)	SIGNED	2	MTD_IVL_L	- left
34	(22)	SIGNED	2	MTD_IVL_R	- right
36	(24)	CHARACTER		MTD_DEL_EXT_END	END OF ENTRY
36	(24)	CHARACTER		MTD_ADD_EXT_END	END OF ENTRY

Offsets					
Dec	Hex	Type	Len	Name (Dim)	Description
0	(0)	STRUCTURE	4	MTD_ERC	ERROR CODE CHANGE
0	(0)	CHARACTER	4	MTDERRC	NEW ERROR CODE
4	(4)	CHARACTER		MTD_ERC_END	END OF ENTRY

Offsets					
Dec	Hex	Type	Len	Name (Dim)	Description
0	(0)	STRUCTURE	62	MTD_CH_CM	DELCHANGE CM
0	(0)	CHARACTER	1	MTD_CH_CMACT	Action D=DISCARD
1	(1)	CHARACTER	8	MTDSTEPNM	Stepname
9	(9)	CHARACTER	8	MTDPROCSTP	Proc stepname or blnk
17	(11)	CHARACTER	44	MTDDSN	Dataset name
61	(3D)	CHARACTER	1	MTD_disc_all	Y = discard all ds
62	(3E)	CHARACTER		MTD_CH_CM_END	END OF ENTRY

Offsets					
Dec	Hex	Type	Len	Name (Dim)	Description
0	(0)	STRUCTURE	14	MTD_HOP	HOP MTD part
0	(0)	CHARACTER	2	MTD_HOP_REQ	MH = Man Hold MR = Man Release NP = Nop UN = Un-nop EX = Execute BD = Rebind
2	(2)	CHARACTER	8	MTD_HOP_JBNAME	Job name
10	(A)	CHARACTER	4	MTD_HOP_WSNAME	Workstation name
14	(E)	CHARACTER		MTD_HOP_END	end of entry

Offsets					
Dec	Hex	Type	Len	Name (Dim)	Description
0	(0)	STRUCTURE	64	MTD_SLR	SLR MTD part
0	(0)	CHARACTER	8	MTD_SLR_SSTEP	Selected step

Offsets					
Dec	Hex	Type	Len	Name (Dim)	Description
0	(0)	CHARACTER	8	mtd_slr_exdest	exec destination ----- NOTE mtd_slr_exdest is only used when adding opers from the DB2 database, so called history add. You can recognize this by inv. flag Mt0hi_add. If set, this mtd type is used to pass the exec destination from the dialog to MCP processor -----
8	(8)	CHARACTER	8	MTD_SLR_SPSTEP	Selected proc step
8	(8)	CHARACTER	8	mtd_slr_oudest	exec destination
16	(10)	CHARACTER	8	MTD_SLR_SESTEP	Selected end step
24	(18)	CHARACTER	8	MTD_SLR_SEPSTEP	Selected end procstep
32	(20)	CHARACTER	8	MTD_SLR_CSTEP	CM initiation step
40	(28)	CHARACTER	8	MTD_SLR_CPSTEP	CM initiation pstep
48	(30)	CHARACTER	8	MTD_SLR_CESTEP	CM initiation endstep
56	(38)	CHARACTER	8	MTD_SLR_CEPSTEP	CM initiation end pstp
64	(40)	CHARACTER		MTD_SLR_END	END OF ENTRY

Offsets					
Dec	Hex	Type	Len	Name (Dim)	Description
0	(0)	STRUCTURE	200	MTD_ADD_EXTINFO	DELETE Ext.Job N. (17)
0	(0)	CHARACTER	200	MTD_DEL_EXTINFO	
0	(0)	CHARACTER	54	MTD_EXTNAME	Extended Job Name
54	(36)	CHARACTER	16	mtdSEname	Scheduling Env. Name
70	(46)	CHARACTER	130	*	free
200	(C8)	CHARACTER		MTD_DEL_EXTINFO_END	END OF ENTRY
200	(C8)	CHARACTER		MTD_ADD_EXTINFO_END	END OF ENTRY

Offsets					
Dec	Hex	Type	Len	Name (Dim)	Description
0	(0)	STRUCTURE	336	MTD_ADD_AUTINFO	
0	(0)	CHARACTER	256	MTDCOMMTEXT	Command Text
0	(0)	CHARACTER	64	MTDCOMMTEX1	Command Text row 1
64	(40)	CHARACTER	64	MTDCOMMTEX2	Command Text row 2
128	(80)	CHARACTER	64	MTDCOMMTEX3	Command Text row 3
192	(C0)	CHARACTER	64	MTDCOMMTEX4	Command Text row 4
256	(100)	CHARACTER	8	MTDAUTOOPER	Automation Operator
264	(108)	CHARACTER	8	MTDSECELEM	Security Element
272	(110)	CHARACTER	64	MTDCOMPINFO	Completion Info
336	(150)	CHARACTER		MTD_ADD_AUTINFO_END	END OF ENTRY DELETE Aut Info (19)

Offsets					
Dec	Hex	Type	Len	Name (Dim)	Description
0	(0)	STRUCTURE		MTD_DEL_AUTINFO	
0	(0)	CHARACTER		MTD_DEL_AUTINFO_END	END OF ENTRY

Offsets					
Dec	Hex	Type	Len	Name (Dim)	Description
0	(0)	STRUCTURE	32	MTD_ADD_COND	

Offsets					
Dec	Hex	Type	Len	Name (Dim)	Description
0	(0)	SIGNED	2	MTDACOND_CID	
2	(2)	SIGNED	2	MTDACOND_TYPE	
4	(4)	SIGNED	2	MTDACOND_SIMPNO	
6	(6)	SIGNED	2	MTDACOND_COUNT	
8	(8)	CHARACTER	24	MTDACOND_DESC	
32	(20)	CHARACTER		MTD_ADD_COND_END	

Offsets					
Dec	Hex	Type	Len	Name (Dim)	Description
0	(0)	STRUCTURE	2	MTD_DEL_COND	
0	(0)	SIGNED	2	MTDDCOND_CID	
2	(2)	CHARACTER		MTD_DEL_COND_END	

Offsets					
Dec	Hex	Type	Len	Name (Dim)	Description
0	(0)	STRUCTURE	30	MTD_MOD_COND	
0	(0)	SIGNED	2	MTDMCOND_CID	
2	(2)	CHARACTER	24	MTDMCOND_DESC	
26	(1A)	SIGNED	2	MTDMCOND_TYPE	
28	(1C)	SIGNED	2	MTDMCOND_COUNT	
30	(1E)	CHARACTER		MTD_MOD_COND_END	

Offsets					
Dec	Hex	Type	Len	Name (Dim)	Description
0	(0)	STRUCTURE	60	MTD_ESIMP	
0	(0)	CHARACTER	33	MTD_ISIMP	
0	(0)	SIGNED	2	MTDSIMP_CID	
2	(2)	SIGNED	2	MTDSIMP_OPNO	
4	(4)	CHARACTER	2	MTDSIMP_TYP	RC or ST
6	(6)	CHARACTER	2	MTDSIMP_LOG	RG, EQ, NE
8	(8)	CHARACTER	4	MTDSIMP_VALRC	RC1 value
12	(C)	CHARACTER	4	MTDSIMP_VALRC2	RC2 value
16	(10)	CHARACTER	1	MTDSIMP_VALST	ST value
17	(11)	CHARACTER	8	MTDSIMP_STEPN	Step name
25	(19)	CHARACTER	8	MTDSIMP_PROCS	Proc Step
33	(21)	CHARACTER		MTD_ADD_ISIMP_END	
33	(21)	CHARACTER		MTD_DEL_ISIMP_END	
33	(21)	CHARACTER	16	MTDSIMP_AID	
49	(31)	CHARACTER	10	MTDSIMP_IA	
49	(31)	CHARACTER	6	MTDSIMP_IAD	
55	(37)	CHARACTER	4	MTDSIMP_IAT	
59	(3B)	CHARACTER	1	MTDSIMPFLAGS	
		1... ....		MTDSIMPCLOPRE	
		.111 1111		*	
60	(3C)	CHARACTER		MTD_ADD_ESIMP_END	
60	(3C)	CHARACTER		MTD_DEL_ESIMP_END	

Offsets					
Dec	Hex	Type	Len	Name (Dim)	Description
0	(0)	STRUCTURE	90	MTD_EXT_CSUC	
0	(0)	SIGNED	2	MTDCSUC_CID	

Offsets					
Dec	Hex	Type	Len	Name (Dim)	Description
2	(2)	SIGNED	2	MTDCSUC_OPNO	
4	(4)	CHARACTER	2	MTDCSUC_TYP	
6	(6)	CHARACTER	2	MTDCSUC_LOG	
8	(8)	CHARACTER	4	MTDCSUC_VALRC	
12	(C)	CHARACTER	4	MTDCSUC_VALRC2	
16	(10)	CHARACTER	1	MTDCSUC_VALST	
17	(11)	CHARACTER	8	MTDCSUC_STEPN	
25	(19)	CHARACTER	8	MTDCSUC_PROCS	
33	(21)	CHARACTER	1	*	
34	(22)	CHARACTER	16	MTDCSUC_AID	
50	(32)	CHARACTER	10	MTDCSUC_IA	
50	(32)	CHARACTER	6	MTDCSUC_IAD	
56	(38)	CHARACTER	4	MTDCSUC_IAT	
60	(3C)	CHARACTER	30	MTDCSUC_COND	
60	(3C)	CHARACTER	24	MTDCSUC_CONDDDESC	
84	(54)	SIGNED	2	MTDCSUC_CONDTYPE	
86	(56)	SIGNED	2	MTDCSUC_CONDCNT	
88	(58)	SIGNED	2	MTDCSUC_CONDSNO	
90	(5A)	CHARACTER		MTD_EXT_CSUC_END	

Offsets					
Dec	Hex	Type	Len	Name (Dim)	Description
0	(0)	STRUCTURE	60	MTD_ESETST	
0	(0)	CHARACTER	34	MTD_ISETST	
0	(0)	SIGNED	2	MTDSETS_CID	
2	(2)	SIGNED	2	MTDSETS_OPNO	
4	(4)	CHARACTER	2	MTDSETS_TYP	
6	(6)	CHARACTER	2	MTDSETS_LOG	
8	(8)	CHARACTER	4	MTDSETS_VALRC	
12	(C)	CHARACTER	4	MTDSETS_VALRC2	
16	(10)	CHARACTER	1	MTDSETS_VALST	
17	(11)	CHARACTER	8	MTDSETS_STEPN	
25	(19)	CHARACTER	8	MTDSETS_PROCS	
33	(21)	CHARACTER	1	MTDSETS_NEWST	
34	(22)	CHARACTER		MTD_ISETST_END	
34	(22)	CHARACTER	16	MTDSETS_AID	
50	(32)	CHARACTER	10	MTDSETS_IA	
50	(32)	CHARACTER	6	MTDSETS_IAD	
56	(38)	CHARACTER	4	MTDSETS_IAT	
60	(3C)	CHARACTER		MTD_ESETST_END	

Offsets					
Dec	Hex	Type	Len	Name (Dim)	Description
0	(0)	STRUCTURE	70	MTD_ADD_USRF	
0	(0)	CHARACTER	16	MTDAUSRF_NAME	
16	(10)	CHARACTER	54	MTDAUSRF_VALUE	
70	(46)	CHARACTER		MTD_ADD_USRF_END	

Offsets					
Dec	Hex	Type	Len	Name (Dim)	Description
0	(0)	STRUCTURE	70	MTD_DEL_USRF	
0	(0)	CHARACTER	16	MTDDUSRF_NAME	



Offsets					
Dec	Hex	Type	Len	Name (Dim)	Description
16	(10)	CHARACTER	54	MTDDUSR_F_VALUE	
70	(46)	CHARACTER		MTD_DEL_USRF_END	

Offsets					
Dec	Hex	Type	Len	Name (Dim)	Description
0	(0)	STRUCTURE	70	MTD_MOD_USRF	
0	(0)	CHARACTER	16	MTDMUSR_F_NAME	
16	(10)	CHARACTER	54	MTDMUSR_F_VALUE	
70	(46)	CHARACTER		MTD_MOD_USRF_END	

Offsets					
Dec	Hex	Type	Len	Name (Dim)	Description
0	(0)	STRUCTURE	20	MTD_AMOZ_RENGINFO	
0	(0)	CHARACTER	16	MTDAMO_RENGZ_ADID	
16	(10)	CHARACTER	3	MTDAMO_RENGZ_OPNUM	
19	(13)	CHARACTER	1	MTDAMO_RENGZ_IFBIND	
20	(14)	CHARACTER		MTD_AMOZ_RENGINFO_END	

Offsets					
Dec	Hex	Type	Len	Name (Dim)	Description
0	(0)	STRUCTURE	73	MTD_AMOD_RENGINFO	
0	(0)	CHARACTER	16	MTDAMO_RENGD_WSN	
16	(10)	CHARACTER	16	MTDAMO_RENGD_ADID	
32	(20)	CHARACTER	40	MTDAMO_RENGD_JOBNAME	
72	(48)	CHARACTER	1	MTDAMO_RENGD_IFBIND	
73	(49)	CHARACTER		MTD_AMOD_RENGINFO_END	

Offsets					
Dec	Hex	Type	Len	Name (Dim)	Description
0	(0)	STRUCTURE		MTD_DEL_RENGINFO	
0	(0)	CHARACTER		MTD_DEL_RENGINFO_END	

## Cross reference

Name	Hex Offset	Hex Value	Level
MTD	0		1
MTD_ADD_AUTINFO	0		1
MTD_ADD_AUTINFO_END	150		2
MTD_ADD_COND	0		1
MTD_ADD_COND_END	20		2
MTD_ADD_ESIMP_END	3C		2
MTD_ADD_EXT_END	24		2
MTD_ADD_EXTINFO	0		1
MTD_ADD_EXTINFO_END	C8		2
MTD_ADD_INT_END	5		3
MTD_ADD_ISIMP_END	21		3

Name	Hex Offset	Hex Value	Level
MTD_ADD_OP	0		1
MTD_ADD_OP_END	44		2
MTD_ADD_SR	0		1
MTD_ADD_SR_END	34		2
MTD_ADD_USRF	0		1
MTD_ADD_USRF_END	46		2
MTD_AMOD_RENGINFO	0		1
MTD_AMOD_RENGINFO_END	49		2
MTD_AMOZ_RENGINFO	0		1
MTD_AMOZ_RENGINFO_END	14		2
MTD_CH_CM	0		1
MTD_CH_CM_END	3E		2
MTD_CH_CMACT	0		2
MTD_DEL_AUTINFO	0		1
MTD_DEL_AUTINFO_END	0		2
MTD_DEL_COND	0		1
MTD_DEL_COND_END	2		2
MTD_DEL_ESIMP_END	3C		2
MTD_DEL_EXT_END	24		2
MTD_DEL_EXTINFO	0		2
MTD_DEL_EXTINFO_END	C8		2
MTD_DEL_INT_END	3		3
MTD_DEL_ISIMP_END	21		3
MTD_DEL_RENGINFO	0		1
MTD_DEL_RENGINFO_END	0		2
MTD_DEL_SR	0		2
MTD_DEL_SR_END	2C		3
MTD_DEL_USRF	0		1
MTD_DEL_USRF_END	46		2
MTD_disc_all	3D		2
MTD_ERC	0		1
MTD_ERC_END	4		2
MTD_ESETST	0		1
MTD_ESETST_END	3C		2
MTD_ESIMP	0		1
MTD_EXT_CSUC	0		1
MTD_EXT_CSUC_END	5A		2
MTD_EXT_DEP	0		1
MTD_HOP	0		1
MTD_HOP_END	E		2
MTD_HOP_JBNAME	2		2

Name	Hex Offset	Hex Value	Level
MTD_HOP_REQ	0		2
MTD_HOP_WSNAME	A		2
MTD_INT_DEP	0		2
MTD_ISETST	0		2
MTD_ISETST_END	22		3
MTD_ISIMP	0		2
MTD_IVL	20		2
MTD_IVL_L	20		3
MTD_IVL_R	22		3
MTD_MOD_COND	0		1
MTD_MOD_COND_END	1E		2
MTD_MOD_USRF	0		1
MTD_MOD_USRF_END	46		2
MTD_OPTS	0		1
MTD_OPTS_END	23		2
MTD_SLR	0		1
MTD_SLR_CEPSTEP	38		2
MTD_SLR_CESTEP	30		2
MTD_SLR_CPSTEP	28		2
MTD_SLR_CSTEP	20		2
MTD_SLR_END	40		2
mtd_slr_exdest	0		3
mtd_slr_oudest	8		3
MTD_SLR_SEPSTEP	18		2
MTD_SLR_SESTEP	10		2
MTD_SLR_SPSTEP	8		2
MTD_SLR_SSTEP	0		2
MTD_ST_OLD	0		1
MTD_ST_OL2	0		1
MTD_STATUS	0		1
MTD_STATUS_END	A		2
MTD_STATUS_END	1		2
MTD_STATUS_END	9		2
MTD_TIMES	0		1
MTD_TIMES_END	14		2
MTD_userdata	2C		2
MTDABS	1F	10	3
MTDACOND_CID	0		2
MTDACOND_COUNT	6		2
MTDACOND_DESC	8		2
MTDACOND_SIMPNO	4		2

Name	Hex Offset	Hex Value	Level
MTDACOND_TYPE	2		2
MTDAEC	9	80	3
MTDAJR	9	20	3
MTDAMO_RENGD_ADID	10		2
MTDAMO_RENGD_IFBIND	48		2
MTDAMO_RENGD_JOBNAME	20		2
MTDAMO_RENGD_WSN	0		2
MTDAMO_RENGZ_ADID	0		2
MTDAMO_RENGZ_IFBIND	13		2
MTDAMO_RENGZ_OPNUM	10		2
MTDAUSR_NAME	0		2
MTDAUSR_VALUE	10		2
MTDAUTOOPER	100		2
MTDBODY	4		2
MTDCAN	9	08	3
MTDCHGMON	19	40	4
MTDCLASS	8		2
mtdclasst	A	02	3
MTDCLPRE	1F	80	3
MTDCOMMTEXT	0		2
MTDCOMMTEX1	0		3
MTDCOMMTEX2	40		3
MTDCOMMTEX3	80		3
MTDCOMMTEX4	C0		3
MTDCOMPINFO	110		2
mtdcondrjob	9	01	3
MTDCSUC_AID	22		2
MTDCSUC_CID	0		2
MTDCSUC_COND	3C		2
MTDCSUC_CONDCNT	56		3
MTDCSUC_CONDDDESC	3C		3
MTDCSUC_CONDSNO	58		3
MTDCSUC_CONDTYPE	54		3
MTDCSUC_IA	32		2
MTDCSUC_IAD	32		3
MTDCSUC_IAT	38		3
MTDCSUC_LOG	6		2
MTDCSUC_OPNO	2		2
MTDCSUC_PROCS	19		2
MTDCSUC_STEPN	11		2
MTDCSUC_TYP	4		2

Name	Hex Offset	Hex Value	Level
MTDCSUC_VALRC	8		2
MTDCSUC_VALRC2	C		2
MTDCSUC_VALST	10		2
MTDDAID	5		2
MTDDCOND_CID	0		2
MTDDEPN	0		3
MTDDEPT	2		3
MTDDIA	15		2
MTDDIAD	15		3
MTDDIAT	1B		3
MTDDIRER	A	10	3
MTDDIRES	A	40	3
MTDDL	A		2
MTDDLDD	A		3
MTDDLTL	10		3
MTDDSN	11		2
MTDDUSRF_NAME	0		2
MTDDUSRF_VALUE	10		2
mtddwto	9	02	3
MTDEDUR	3C		2
MTDEDURVAR	40		2
MTDERRC	0		2
mtdexpjcl	A	08	3
MTDEXTNAME	0		3
MTDFLAGS	1F		2
MTDFORM	F		2
mtdformt	A	01	3
MTDHEAD	0		2
MTDHRC	9	04	3
MTDHRCNE	B		2
MTDHRCNX	D		3
MTDIA	0		2
MTDIAD	0		3
MTDIAT	6		3
MTDISMANDC	1F	04	3
MTDISMANDP	1F	02	3
MTDJOBCRT	17		4
MTDJOBN	0		2
MTDJOBPOL	18		4
MTDMANDP	1F	40	3
MTDMCOND_CID	0		2

Name	Hex Offset	Hex Value	Level
MTDMCOND_COUNT	1C		2
MTDMCOND_DESC	2		2
MTDMCOND_TYPE	1A		2
MTDMON	19	80	4
MTDMUSRF_NAME	0		2
MTDMUSRF_VALUE	10		2
MTDOPER	2		3
MTDOPTJN	0		2
MTDOPTS	9		2
MTDOPTS2	A		2
MTDOPTS3	17		2
MTDOPTS4	1A		2
MTDOPTS5	19		3
MTDOSTAT	9		2
MTDPROCSTP	9		2
MTDPSUSE	26		2
mtdrcln	1A		3
MTDREL	1F	08	3
MTDRERUT	A	20	3
MTDRESC	2E		2
MTDRESE	2D		2
MTDRESN	0		3
MTDRESQ	30		2
MTDREST	2C		2
MTDRESTA	A	80	3
MTDR1USE	28		2
MTDR2USE	2A		2
MTDSAME	1F	20	3
MTDSCRIPT	19	20	4
MTDSECELEM	108		2
mtdSEname	36		3
MTDSETS_AID	22		2
MTDSETS_CID	0		3
MTDSETS_IA	32		2
MTDSETS_IAD	32		3
MTDSETS_IAT	38		3
MTDSETS_LOG	6		3
MTDSETS_NEWST	21		3
MTDSETS_OPNO	2		3
MTDSETS_PROCS	19		3
MTDSETS_STEPN	11		3

Name	Hex Offset	Hex Value	Level
MTDSETS_TYP	4		3
MTDSETS_VALRC	8		3
MTDSETS_VALRC2	C		3
MTDSETS_VALST	10		3
MTDSIMP_AID	21		2
MTDSIMP_CID	0		3
MTDSIMP_IA	31		2
MTDSIMP_IAD	31		3
MTDSIMP_IAT	37		3
MTDSIMP_LOG	6		3
MTDSIMP_OPNO	2		3
MTDSIMP_PROCS	19		3
MTDSIMP_STEPN	11		3
MTDSIMP_TYP	4		3
MTDSIMP_VALRC	8		3
MTDSIMP_VALRC2	C		3
MTDSIMP_VALST	10		3
MTDSIMPCLOPRE	3B	80	3
MTDSIMPFLAGS	3B		2
MTDSJOB	1		2
MTDSJOB	1		2
MTDSTAT	0		2
MTDSTAT	0		2
MTDSTAT	0		2
MTDSTEPNM	1		2
MTDSUB	9	40	3
MTDTEXT	C		2
MTDIJT	9	10	3
MTDTRST	3		3
MTDTYPE	0		3
mtdursys	A	04	3
MTDWLM	17		3
mtdWLMclass	1B		3
MTDWSNM	8		2

## MT0 - MCP Tracking information entry

Name: DCLMT0

Offsets					
Dec	Hex	Type	Len	Name (Dim)	Description
0	(0)	STRUCTURE	41	mt0	mcp track entry
0	(0)	CHARACTER	4	mt0eye	eye catcher
4	(4)	CHARACTER	2	mt0ver	version
6	(6)	BITSTRING	1	mt0flgs	flag bits
		1... ..		mt0chk	1=check request
		.1.. ..		mt0error	1=error is detected
		..1. ....		mt0drlst	1=use last occ in cp for dep resolution
		...1 ....		mt0drlat	1=use latest occ prec added occ for dep res
		.... 1...		mt0continued	another mt0 follows
		.... .1..		mt0aerr	accept error
		.... ..1.		mt0pifad	pif supplied ad
		.... ...1		mt0fopd	faked op dates
7	(7)	CHARACTER	1	mt0type	type of change
8	(8)	CHARACTER	1	mt0caller	function calling mcp a-ar,e-ett,p-pif
9	(9)	BITSTRING	1	mt0flgs	additional flags
		1... ..		mt0turnov	1=turnover in progress
		.1.. ..		mt0restart	1=cp restart in progress
		..1. ....		mt0autodep	1=add ext dependencies
		...1 ....		mt0resolve	1=deps must be resolved
		.... 1...		mt0cmrer	1=potential cm before oper is rerun
		.... .1..		mt0ignore	Ignore this MT0
		.... ..1.		mt0gr_add	This MT0 is part of a group add trnx
		.... ...1		mt0notlt	1=Dont use LT file
10	(A)	CHARACTER	10	mt0cpe	current plan end
10	(A)	CHARACTER	6	mt0cped	date and time
16	(10)	CHARACTER	4	mt0cpet	set by subsyst if err ----- Mt0CPE is used to hold old IA when adding history occurrences to current plan -----
20	(14)	CHARACTER	8	mt0msgid	msg, if accepted err
20	(14)	CHARACTER	8	mt0stmp	time stamp of update
20	(14)	SIGNED	4	mt0mivloff	modify ivl offsett
20	(14)	CHARACTER	4	mt0date	date of update
24	(18)	CHARACTER	4	mt0time	time of update
28	(1C)	SIGNED	4	mt0lgth	length of entire record -----
32	(20)	CHARACTER	8	mt0OCCtok	MT0 OCC token Used to decide if when adding an OCC the old token must be used '00'x - first add Filled - add due to JT reapply use old token -----
40	(28)	BITSTRING	1	mt0flag3	flags
		1... ..		mt0PSU_Appl	1 = from Apply Logic
		.1.. ..		mt0chg	
		..1. ....		mt0chstrer	change status for rerun
		...1 ....		mt0CAutoSuc	cond succ auto solve
		.... 1...		mt0inGroup	on = in a group
		.... .1..		mt0SJR	on = SJR



Offsets					
Dec	Hex	Type	Len	Name (Dim)	Description
		.... ..1.		mt0xRerun	on = change occ for rerun
		.... ...1		*	free
41	(29)	CHARACTER		mt0body	body of change

Offsets					
Dec	Hex	Type	Len	Name (Dim)	Description
10	(A)	STRUCTURE	8	mt0qsst	start building MT0, or 0s
10	(A)	CHARACTER	4	mt0qsstd	date
14	(E)	CHARACTER	4	mt0qsstt	time

### MT0 Body variable part

#### For ws changes

Offsets					
Dec	Hex	Type	Len	Name (Dim)	Description
0	(0)	STRUCTURE	8	mt0ws	
0	(0)	CHARACTER	4	mt0wsn	work station name
4	(4)	CHARACTER	1	mt0rep	new reporting attribute
5	(5)	CHARACTER	1	mt0wcf	control flags
		1... ....		mt0wcp	control on servers
		.1.. ....		mt0wc1	control on resource 1
		..1. ....		mt0wc2	control on resource 2
		...1 ....		mt0tws	Fault-Tolerance ws
		.... 1111		*	spare
6	(6)	SIGNED	2	mt0wi	number of intervals
8	(8)	CHARACTER		mt0mws	ws open intervals see dclivl(ivldata)

#### For ws status variation

Offsets					
Dec	Hex	Type	Len	Name (Dim)	Description
0	(0)	STRUCTURE	12	mt0vary	
0	(0)	CHARACTER	4	mt0v_wsn	work station name
4	(4)	CHARACTER	1	mt0v_stat	new ws status
5	(5)	BITSTRING	1	mt0v_opt	failure options
		1... ....		mt0v_opt_fleav	leave started
		.1.. ....		mt0v_opt_ferr	error set
		..1. ....		mt0v_opt_frest	restart
		...1 ....		mt0v_opt_rleav	leave scheduled
		.... 1...		mt0v_opt_rreru	reroute
		.... .1..		mt0v_opt_rimmd	immediately available
		.... ..11		*	reserved
6	(6)	CHARACTER	4	mt0v_aws	alternate ws name
10	(A)	CHARACTER	1	mt0v_link	link status
11	(B)	BITSTRING	1	mt0v_var	status and link vary
		1... ....		mt0v_var_link	link vary
		.1.. ....		mt0v_var_status	status vary
		..11 1111		*	reserved

For WS22 changes

Offsets					
Dec	Hex	Type	Len	Name (Dim)	Description
0	(0)	STRUCTURE	16	mt0ws22	
0	(0)	CHARACTER	4	mt0wsn22	work station name
4	(4)	CHARACTER	8	mt0dest22	work station destination
12	(C)	CHARACTER	1	mt0rep22	new reporting attribute = not used
13	(D)	CHARACTER	1	mt0wcf22	control flags
		1... ..		mt0wcp22	control on servers
		.1.. ..		mt0wc122	control on resource 1
		..1. ....		mt0wc222	control on resource 2
		...1 ....		mt0tws22	Fault-Tolerance ws
		.... 1111		*	spare
14	(E)	SIGNED	2	mt0wi22	number of intervals
16	(10)	CHARACTER		mt0mws22	ws open intervals see dclivl(ivldata)

For WS22 status variation

Offsets					
Dec	Hex	Type	Len	Name (Dim)	Description
0	(0)	STRUCTURE	20	mt0vary22	
0	(0)	CHARACTER	4	mt0v_wsn22	work station name
4	(4)	CHARACTER	8	mt0v_dest22	work station destination
12	(C)	CHARACTER	1	mt0v_stat22	new ws status
13	(D)	BITSTRING	1	mt0v_opt22	failure options
		1... ..		mt0v_opt_fleav22	leave started
		.1.. ..		mt0v_opt_ferr22	error set
		..1. ....		mt0v_opt_frest22	restart
		...1 ....		mt0v_opt_rleav22	leave scheduled
		.... 1...		mt0v_opt_rreru22	reroute
		.... .1..		mt0v_opt_rimmd22	immediately available
		.... ..11		*	reserved
14	(E)	CHARACTER	4	mt0v_aws22	alternate ws name
18	(12)	CHARACTER	1	mt0v_link22	link status
19	(13)	BITSTRING	1	mt0v_var22	status and link vary
		1... ..		mt0v_var_link22	link vary
		.1.. ..		mt0v_var_stat22	status vary
		..11 1111		*	reserved

For Occurrence changes adddeletemodify

Offsets					
Dec	Hex	Type	Len	Name (Dim)	Description
0	(0)	STRUCTURE	96	mt0occ	addchange oper entry
0	(0)	CHARACTER	26	mt0key	occurrence key
0	(0)	CHARACTER	16	mt0aid	application name
16	(10)	CHARACTER	10	mt0im	modified input arrival,
16	(10)	CHARACTER	6	mt0imd	the new value if to be
22	(16)	CHARACTER	4	mt0imt	changed in change occ req

Offsets					
Dec	Hex	Type	Len	Name (Dim)	Description
26	(1A)	CHARACTER	10	mt0ia	occurrence identifier ia
26	(1A)	CHARACTER	6	mt0iad	same as mt0im if not a
32	(20)	CHARACTER	4	mt0iat	change occurrence request
36	(24)	CHARACTER	10	mt0dl	occurrence deadline
36	(24)	CHARACTER	6	mt0dld	deadline date
42	(2A)	CHARACTER	4	mt0dlt	deadline time
46	(2E)	CHARACTER	1	mt0pri	priority
47	(2F)	CHARACTER	4	mt0err	error code
51	(33)	BITSTRING	1	mt0ocflg	general flag
		1... ....		mt0imset	pif provided IANew'
		.1.. ....		mt0dlset	pif provided DEADLINE
		..1. ....		mt0Reas	reason block exists
		...1 ....		mt0hi_add	History occurrence add
		...1 ....		mt0hi_chg	History occurrence chg
		.... 1...		mt0Toler	tolerate
		.... .1..		mt0chgallmon	chg monitoring flag for all operation in occur
		.... ..1.		mt0mon	oper monit flag value if mt0chgallmon=ON
		.... ...1		mt0GroupM	ON if Occ of Group is modified
52	(34)	CHARACTER	16	mt0jvt	jcl var table name
68	(44)	CHARACTER	16	mt0GroupDef	Occurrence Group Def
84	(54)	BITSTRING	1	mt0ocflg1	
		1... ....		mt0mhheld	set all the operation = mt0mhheldV value
		.1.. ....		mt0mhheldV	mhheld value
		..11 1111		*	free
85	(55)	CHARACTER	11	mt0cflg2	free
96	(60)	CHARACTER		mt0ocd	operation details see dclmtd

#### For Occurrence RERUN

Offsets					
Dec	Hex	Type	Len	Name (Dim)	Description
0	(0)	STRUCTURE	336	mt0rstrt	section on restart
0	(0)	CHARACTER	8	mt0rsjob	job name
8	(8)	CHARACTER	4	mt0rsErr	error code
12	(C)	CHARACTER	16	mt0rsUsr	user data field
28	(1C)	CHARACTER	300	mt0rsReason	reason for rerun
328	(148)	CHARACTER	8	mt0rsPanel	panel where reason text entered
336	(150)	CHARACTER		mt0rod	operation details

#### For Occurrence ADD

Offsets					
Dec	Hex	Type	Len	Name (Dim)	Description
0	(0)	STRUCTURE	206	mt0aoc	added occurrence info
0	(0)	CHARACTER	30	mt0txt	application text
30	(1E)	CHARACTER	8	mt0grp	authority group
38	(26)	CHARACTER	16	mt0oid	application owner
54	(36)	CHARACTER	30	mt0otx	owner text

Offsets					
Dec	Hex	Type	Len	Name (Dim)	Description
84	(54)	CHARACTER	16	mt0cal	calendar name
100	(64)	CHARACTER	44	mt0ettcrit	ETT criteria
144	(90)	CHARACTER	1	mt0etttyp	ETT type J or R
145	(91)	CHARACTER	8	mt0ettjob	ETT job name
153	(99)	CHARACTER	8	mt0ettjid	ETT job id
161	(A1)	UNSIGNED	1	mt0ettgrootl	ETT gdg root len
162	(A2)	CHARACTER	44	mt0ettevnam	ETT full event name
206	(CE)	CHARACTER		mt0aod	operation details see dclmtd

### Occurrence Group Process MT0

Offsets					
Dec	Hex	Type	Len	Name (Dim)	Description
0	(0)	STRUCTURE	356	Mt0Group	Group Mt0
0	(0)	CHARACTER	4	Mt0GroupReq	Request type, see constants
4	(4)	CHARACTER	16	Mt0GroupId	NameReference of this Group
20	(14)	CHARACTER	16	Mt0GroupCal	Group Calendar
36	(24)	CHARACTER	4	Mt0GroupErr	Error returned by Group MCP
40	(28)	CHARACTER	4	Mt0GroupCause	Cause of error set by MC0
44	(2C)	CHARACTER	302	Mt0GroupMt0	Global change data &period..in group manner &period..for all OCCs
346	(15A)	CHARACTER	2	*	free
348	(15C)	SIGNED	4	Mt0GroupNum	Number of Occs in list
352	(160)	BITSTRING	4	Mt0GroupFlag	Processing flags - group Mt0
		1... ..		Mt0GroupF_Init	on LogAhead record for group
		.1.. ..		Mt0GroupF_Wait	on Wait for completion req
		..1. ....		Mt0GroupF_Comp	on This is a completion req
		...1 ....		Mt0GroupF_Err	on Updates failed
		.... 1...		Mt0GroupF_Mt0	on Induced Mt0s follows
		.... .1..		Mt0GroupF_ADDc	on CANCELLED compl ADD
		.... ..1.		Mt0GroupF_ADDd	on DELETE in compl ADD
		.... ...1		Mt0GroupF_OPcT	on OPC terminated conversat
353	(161)	1... ..		MT0GroupF_RDH	on Some reldelHold failed
		.1.. ....		Mt0GroupF_Dep	on Resol deps grp inter - global data changes flags
		..1. ....		Mt0GroupFC_Group	on change Group Def id globa
		...1 ....		Mt0GroupFC_IA	on change IA glabally
		.... 1...		Mt0GroupFC_DL	on change DeadLine global
		.... .1..		Mt0GroupFC_Pri	on Change priority global
		.... ..1.		Mt0GroupFC_Err	on Change error code globbb
		.... ...1		Mt0GroupFC_JVT	on Change JCL Var tab glob
354	(162)	1... ..		*	reserved
		.1.. ....		*	reserved
		..1. ....		*	reserved
		...1 ....		*	reserved
		.... 1...		*	reserved
356	(164)	CHARACTER		Mt0GroupEnd	End of header

Offsets					
Dec	Hex	Type	Len	Name (Dim)	Description
0	(0)	STRUCTURE	28	Mt0GroupList (*)	List of Occ's subject to Mt0 based on end of header
0	(0)	CHARACTER	16	Mt0GroupOcc	Occurrence AD name
16	(10)	CHARACTER	10	Mt0GroupIa	IA of group OCC
16	(10)	CHARACTER	6	Mt0GroupIaDate	Input Arrival date
22	(16)	CHARACTER	4	Mt0GroupIaTime	&period..time
26	(1A)	CHARACTER	1	*	Reserved
27	(1B)	BITSTRING	1	Mt0GroupOccFlg	Processing indicators
		1... ..		Mt0GroupOcc_Bad	On This OCC causes error
		.1.. ..		Mt0GroupOcc_Mt0	On Specific dialog MT0 follo
		..1. ....		Mt0GroupOcc_Mov	On OCC modified vs ADD Mt0
		...1 ....		Mt0GroupOcc_Del	On OCC is del&colon.d vs ADD Mt0
		.... 1...		Mt0GroupOcc_Dep	On&colon.OCC dep. ignored
		.... .1..		Mt0GroupOcc_Unr	On&colon.OCC dep unresolved

## Cross reference

Name	Hex Offset	Hex Value	Level
mt0	0		1
mt0aerr	6	04	3
mt0aid	0		3
mt0aoc	0		1
mt0aod	CE		2
mt0autodep	9	20	3
mt0body	29		2
mt0cal	54		2
mt0caller	8		2
mt0CAutoSuc	28	10	3
mt0cflg2	55		2
mt0chg	28	40	3
mt0chgallmon	33	04	3
mt0chk	6	80	3
mt0chstrer	28	20	3
mt0cmrer	9	08	3
mt0continued	6	08	3
mt0cpe	A		2
mt0cped	A		3
mt0cpet	10		3
mt0date	14		5
mt0dest22	4		2
mt0dl	24		2
mt0dld	24		3
mt0dlset	33	40	3
mt0dlt	2A		3

Name	Hex Offset	Hex Value	Level
mt0drlat	6	10	3
mt0drlst	6	20	3
mt0err	2F		2
mt0error	6	40	3
mt0ettcrit	64		2
mt0ettevnam	A2		2
mt0ettgrootl	A1		2
mt0ettjid	99		2
mt0ettjob	91		2
mt0etttyp	90		2
mt0eye	0		2
mt0flags	9		2
mt0flag3	28		2
mt0flgs	6		2
mt0fopd	6	01	3
mt0gr_add	9	02	3
Mt0Group	0		1
Mt0GroupCal	14		2
Mt0GroupCause	28		2
mt0GroupDef	44		2
Mt0GroupEnd	164		2
Mt0GroupErr	24		2
Mt0GroupF_ADDc	160	04	3
Mt0GroupF_ADDd	160	02	3
Mt0GroupF_Comp	160	20	3
Mt0GroupF_Dep	161	40	3
Mt0GroupF_Err	160	10	3
Mt0GroupF_Init	160	80	3
Mt0GroupF_Mt0	160	08	3
Mt0GroupF_OPcT	160	01	3
MT0GroupF_RDH	161	80	3
Mt0GroupF_Wait	160	40	3
Mt0GroupFC_DL	161	08	3
Mt0GroupFC_Err	161	02	3
Mt0GroupFC_Group	161	20	3
Mt0GroupFC_IA	161	10	3
Mt0GroupFC_JVT	161	01	3
Mt0GroupFC_Pri	161	04	3
Mt0GroupFlag	160		2
Mt0GroupIa	10		2
Mt0GroupIaDate	10		3

Name	Hex Offset	Hex Value	Level
Mt0GroupIaTime	16		3
Mt0GroupId	4		2
Mt0GroupList	0		1
mt0GroupM	33	01	3
Mt0GroupMt0	2C		2
Mt0GroupNum	15C		2
Mt0GroupOcc	0		2
Mt0GroupOcc_Bad	1B	80	3
Mt0GroupOcc_Del	1B	10	3
Mt0GroupOcc_Dep	1B	08	3
Mt0GroupOcc_Mov	1B	20	3
Mt0GroupOcc_Mt0	1B	40	3
Mt0GroupOcc_Unr	1B	04	3
Mt0GroupOccFlg	1B		2
Mt0GroupReq	0		2
mt0grp	1E		2
mt0hi_add	33	10	3
mt0hi_chg	33	10	4
mt0ia	1A		2
mt0iad	1A		3
mt0iat	20		3
mt0ignore	9	04	3
mt0im	10		3
mt0imd	10		4
mt0imset	33	80	3
mt0imt	16		4
mt0inGroup	28	08	3
mt0jvt	34		2
mt0key	0		2
mt0lgth	1C		2
mt0mheld	54	80	3
mt0mheldV	54	40	3
mt0mivloff	14		4
mt0mon	33	02	3
mt0msgid	14		2
mt0mws	8		2
mt0mws22	10		2
mt0notlt	9	01	3
mt0occ	0		1
mt0OCCtok	20		2
mt0ocd	60		2

Name	Hex Offset	Hex Value	Level
mt0ocflg	33		2
mt0ocflg1	54		2
mt0oid	26		2
mt0otx	36		2
mt0pifad	6	02	3
mt0pri	2E		2
mt0PSU_Appl	28	80	3
mt0Reas	33	20	3
mt0rep	4		2
mt0rep22	C		2
mt0resolve	9	10	3
mt0restart	9	40	3
mt0rod	150		2
mt0rqsst	A		1
mt0rqsstd	A		2
mt0rqsstt	E		2
mt0rsErr	8		2
mt0rsJob	0		2
mt0rsPanel	148		2
mt0rsReason	1C		2
mt0rstrt	0		1
mt0rsUsr	C		2
mt0SJR	28	04	3
mt0stmp	14		3
mt0time	18		4
mt0Toler	33	08	3
mt0turnov	9	80	3
mt0tws	5	10	3
mt0tws22	D	10	3
mt0txt	0		2
mt0type	7		2
mt0v_aws	6		2
mt0v_aws22	E		2
mt0v_dest22	4		2
mt0v_link	A		2
mt0v_link22	12		2
mt0v_opt	5		2
mt0v_opt_ferr	5	40	3
mt0v_opt_ferr22	D	40	3
mt0v_opt_fleav	5	80	3
mt0v_opt_fleav22	D	80	3



Name	Hex Offset	Hex Value	Level
mt0v_opt_frest	5	20	3
mt0v_opt_frest22	D	20	3
mt0v_opt_rimmd	5	04	3
mt0v_opt_rimmd22	D	04	3
mt0v_opt_rleav	5	10	3
mt0v_opt_rleav22	D	10	3
mt0v_opt_rreru	5	08	3
mt0v_opt_rreru22	D	08	3
mt0v_opt22	D		2
mt0v_stat	4		2
mt0v_stat22	C		2
mt0v_var	B		2
mt0v_var_link	B	80	3
mt0v_var_link22	13	80	3
mt0v_var_status	B	40	3
mt0v_var_stat22	13	40	3
mt0v_var22	13		2
mt0v_wsn	0		2
mt0v_wsn22	0		2
mt0vary	0		1
mt0vary22	0		1
mt0ver	4		2
mt0wi	6		2
mt0wi22	E		2
mt0wcf	5		2
mt0wcf22	D		2
mt0wcp	5	80	3
mt0wcp22	D	80	3
mt0wc1	5	40	3
mt0wc122	D	40	3
mt0wc2	5	20	3
mt0wc222	D	20	3
mt0ws	0		1
mt0wsn	0		2
mt0wsn22	0		2
mt0ws22	0		1
mt0xRerun	28	02	3

---

## NJE - JES NJE record

Name : DCLNJE

Function:

This segment declares a JES NJE node name entry record in the scheduler Side information file (EQQSIDS)

Offsets					
Dec	Hex	Type	Len	Name (Dim)	Description
0	(0)	STRUCTURE	80	NJE	NJE NODE NAME RECORD
0	(0)	CHARACTER	64	NJEKEY	KEY
0	(0)	CHARACTER	1	NJETYPE	RECORD TYPE 4
1	(1)	CHARACTER	8	NJENAME	NAME OF JES NJE NODE
9	(9)	CHARACTER	55	*	RESERVED (ZEROES)
64	(40)	CHARACTER	16	NJEDATA	DATA
64	(40)	CHARACTER	4	NJEDESC	RECORD DESCRIPTOR = 'NJE '
68	(44)	CHARACTER	2	NJEVERS	RECORD VERSION = '01'
70	(46)	CHARACTER	1	NJEJES	JESTYPE 'A'=JES2 'B'=JES3
71	(47)	BITSTRING	1	*	RESERVED
72	(48)	CHARACTER	8	*	RESERVED
80	(50)	CHARACTER		NJEEND	END OF NJE

## Cross reference

Name	Hex Offset	Hex Value	Level
NJE	0		1
NJEDATA	40		2
NJEDESC	40		3
NJEEND	50		2
NJEJES	46		3
NJEKEY	0		2
NJENAME	1		3
NJETYPE	0		3
NJEVERS	44		3

---

## NMM - Normal mode manager parameters

Name : DCLNMM

Function:

This segment defines the Normal Mode Manager parameter block. The NMM block is created by the Normal Mode Manager task and is addressable from the MCA after NMM has started successfully.

Offsets					
Dec	Hex	Type	Len	Name (Dim)	Description
0	(0)	STRUCTURE	504	NMM	manager block
0	(0)	CHARACTER	4	NMMDESC	block descriptor = 'NMM '
4	(4)	CHARACTER	2	NMMVER	block mapping version
6	(6)	BITSTRING	4	NMMFLAGS	nmm status switches
6	(6)	BITSTRING	1	NMMFLAG1	nmm status flag1
		1... ..		NMCPOPEN	current plan is open

Offsets						
Dec	Hex	Type	Len	Name (Dim)	Description	
		.1.. ....		NMJSOPEN	JS file is open	
		..1. ....		NMLTOPEN	LTP file is open	
		...1 ....		NMSIOPEN	SI file is open	
		.... 1...		NMADOPEN	AD file is open	
		.... .1..		NMJSCOPY	will copy js file	
		.... ..1.		NMBACKUP	will take plan backup	
		.... ...1		NMTURNISW	turnover in progress	
7	(7)	BITSTRING	1	NMMFLAG2	nmm status flag2	
		1... ....		NMRFRESH	refresh is requested	
		.1.. ....		NMCPEQ	CP data sets are equal	
		..1. ....		NMNCP	NCP to be copied	
		...1 ....		NMCLOCK	current plan is locked	
		.... 1...		NMCHLOCK	checkpoint is locked	
		.... .1..		NMMARACT	on AR is activated	
		.... ..1.		NMJSFORCE	force copy of js file	
		.... ...1		NMMARC	on do Data Store clean up of hanging JOBLOG requests (dccln)	
8	(8)	BITSTRING	1	NMMFLAG3	NMM msgeqqn051 reas flag	
		1... ....		NMMLIM	backup(nn) limit reached	
		.1.. ....		NMTO1	DP turnover1 (start)	
		..1. ....		NMTO2	DP turnover2 (end)	
		...1 ....		NMMCMD	BACKUP cmd issued	
		.... 1...		NMMRST	NMM recovery restart	
		.... .1..		NMMSTOP	NMM normal termination	
		.... ..1.		NMMJTE	JT IO error	
		.... ...1		NMMEDP	edp full	
9	(9)	BITSTRING	1	NMMFLAG4	NMM status flag 4	
		1... ....		NMCXOPEN	current plan ext is open	
		.1.. ....		NMRDOPEN	current plan ext is open	
		..1. ....		NMLTLOCK	reserved	
		...1 ....		NMADLOCK	reserved	
		.... 1...		NMWSLOCK	reserved	
		.... .1..		NMRDLOCK	reserved	
		.... ..1.		NMMSYMST	1 symphony is arriving	
		.... ...1		NMOCXWSA	check CX open flag	
10	(A)	CHARACTER	1	NMMSTAT	contains status of nmm	
11	(B)	BITSTRING	2	NMMJTFLG	JT logging flags	
		1... ....		NMJTFIRST	write 1st record on JTlog	
		.1.. ....		NMJTLAST	write last record on JTlog	
		..1. ....		NMJTARCF	archiving finished posted	
		...1 ....		NMJTARCE	perm error on archive log	
		.... 1...		NMJTEVCP	cp updates on jtlog ds	
		.... .1..		NMJTEVANY	JTlog ds is not empty	
		.... ..1.		NMJTLOCK	JT archive ds is locked	
		.... ...1		NMJTIOER	write error recovery in progr	
12	(C)	1... ....		NMJTTURN	turnover has been requested	
		.1.. ....		NMJTAUXT	exit11 status act-inact	
		..1. ....		NMSYMBACK	sym renew backup	
		...1 ....		NMMMCP	Tie change for MCP	
		.... 1...		NMMURGDQE	dont send Urg DQE	
		.... .1..		NMMPERMBP	1 = permanent buf pool	
		.... ..11		*	free	
13	(D)	BITSTRING	1	NMMNOERR	noerror processing flags	

Offsets					
Dec	Hex	Type	Len	Name (Dim)	Description
		1... ..		NMNOPROC	noerror processing requested
		.1... ..		NMNOMEMB	noerror member proc reqstd
		..1. ....		NMNOLIST	noerror table list reqstd
		...1 ....		NMNOTRY	noerror stmt trial
		.... 11..		*	free
		.... ..1.		NMRFRDONE	on. REFRESH done
		.... ...1		NMSKIPIN	SKIPINC command
14	(E)	BITSTRING	1	NMMFLAG5	
		1... ..		NMPROTDD	
		.1... ..		NMPROTDS	
		..1. ....		NMTURN2SW	TWS synchron. required
		...1 ....		NMTWSF	TWS Synchron. ended
		.... 1...		NMTWSYN	TWS Synchron. waiting
		.... .1..		NMRFRSYM	TWS being stopped for rfr
		.... ..1.		NMMSPECIAL	TWS Special Event
		.... ...1		NMTWSQ	TWS quit ended
15	(F)	CHARACTER	1	NMMTWSSTATUS	Enabler Status queue

normal mode manager control block addresses follow

Offsets					
Dec	Hex	Type	Len	Name (Dim)	Description
16	(10)	ADDRESS	4	NMMMCA	mca address
20	(14)	ADDRESS	4	NMMCIOC	checkpoint io comm area
24	(18)	ADDRESS	4	NMMJTDCB	dcb address, jt log file
28	(1C)	ADDRESS	4	NMMJTBUF	buffer addr curr jt file
32	(20)	ADDRESS	4	NMMOPC	status record address
36	(24)	ADDRESS	4	NMMHDR	cp hdr record address
40	(28)	ADDRESS	4	NMMEMP	ev mgr parameter block
44	(2C)	ADDRESS	4	NMMCPCBUF	buffer addr curr cp file
48	(30)	ADDRESS	4	NMMMJCJA	addr of mcp jt event
52	(34)	ADDRESS	4	NMMMCMATA	addr of mt0 for mcp jt
56	(38)	ADDRESS	4	NMMEMDQP	ev manager suspend queue
60	(3C)	ADDRESS	4	NMMJTABP	JTlog file table addr
64	(40)	ADDRESS	4	NMMSTEP	nmm subtask entry addr
68	(44)	ADDRESS	4	NMMXCM	XCM cache address
72	(48)	ADDRESS	4	NMMDCXCM	CM XCM cache address
76	(4C)	ADDRESS	4	NMMQRSP	RS main block address
80	(50)	ADDRESS	4	NMMRSWP	RS record work area
84	(54)	ADDRESS	4	NMMJTBP	ptr to JTB
88	(58)	ADDRESS	4	NMMXDBUF	buffer addr curr xd file
92	(5C)	SIGNED	4	NMMXDSIZ	xd record file size
96	(60)	ADDRESS	4	NMMERRSTP	error statement

general purpose flags

Offsets					
Dec	Hex	Type	Len	Name (Dim)	Description
100	(64)	BITSTRING	4	NMMFLAG6	
		1... ..		NMJVOPEN	JV logical file open

Offsets			Len	Name (Dim)	Description
Dec	Hex	Type			
		.1.. ....		NMCLEAN	NMWRK cleanup
		..1. ....		NMMSYNCRCVASKED	EME2ERcvr Sync asked
		...1 ....		NMMSYNCRCVRECEIVED	EME2ERcvr Sync event received by EM
		.... 1...		NMMTNODEMSG	N127N128 issued
		.... .1..		NMMQDLOG	QDLOG flag
		.... ..1.		NMMBULK	bulkdisk event
		.... ...1		NMMSCPOP	SCP open bit
101	(65)	1... ....		NMMSCPTOCLOSE	going to close SCP
		.1.. ....		NMMBATCH2	
		..1. ....		NMXDOPEN	current XD is open
		...1 ....		NMXDPENDLT	ON some xd02 pend ltp
		.... 1...		NMXDPENDCP	ON some xd02 pend ltp
		.... .1..		NMCKPTINIT	ON started CKPT init
		.... ..1.		NMFORCESEQNO	ON seqno = 00
		.... ...1		NMBKPTOK	ON BKPT opened ok
102	(66)	1... ....		NMMCPCNEEDED	
		.1.. ....		NMMLTPNEEDED	with BT task started
		..1. ....		NMMEVSENT	OFF when NMLIO send dqe to BACKUP Controller - issue eqqn139 (START sending) - set to OFF ON when NMLIO do not send dqe to BACKUP Controller - issue eqqn139 (STOP sending) - set to OFF
		...1 ....		NMMJTNEEDED	
		.... 1...		NMMSTOPCLONING	EVENTSEND off cmd
		.... .1..		NMMBKJTREAPPLY	BACKUP need reapply
		.... ..1.		NMOIOPEN	OI open
		.... ...1		NMWSOPEN	WS open
103	(67)	1... ....		NMWSCLOPEN	WSCL open
		.1.. ....		NMCALOPEN	CAL open
		..1. ....		NMPEROPEN	PER open
		...1 ....		NMRUNOPEN	RUN open
		.... 1...		NMSTOPEN	ST file is open
		.... .1..		NMSTDDOK	ST DD specified
		.... ..1.		NMSETSTARTED	On: flag started oper
		.... ...1		NMJOBLibopen	On: JOBLIB is open

various ecb's for NMM and its subtasks follow

Offsets			Len	Name (Dim)	Description
Dec	Hex	Type			
104	(68)	BITSTRING	4	NMMARECB	auto recovery ecb
108	(6C)	BITSTRING	4	NMMWAECB	workstation analyzer ecb
112	(70)	BITSTRING	4	NMMWECB	nmm work required ecb
116	(74)	BITSTRING	4	NMMTMECB	nmm timer ecb
120	(78)	BITSTRING	4	NMMJTLOG	JTlog archiving required
124	(7C)	BITSTRING	4	NMMJTFIN	JTlog archiving finished
128	(80)	BITSTRING	4	NMMTWSECB	TWS synchronization ecb
132	(84)	BITSTRING	4	NMMTWSQUIT	TWS immediate stop

normal mode manager queue and chain headers follow

Offsets					
Dec	Hex	Type	Len	Name (Dim)	Description
136	(88)	ADDRESS	4	NMMAREAS	addr of first alloc area
140	(8C)	ADDRESS	4	NMMDOA1	address of first doa
144	(90)	ADDRESS	4	NMMWQA1	address of first wqa
148	(94)	ADDRESS	4	NMMTJT1	addr of doa 1st time job
152	(98)	ADDRESS	4	NMMQUE1	addr of 1st req que entry
156	(9C)	ADDRESS	4	NMMDRA1	address of first dra
160	(A0)	ADDRESS	4	NMMDOAFR	first free doa
164	(A4)	ADDRESS	4	NMMWQAFR	first free wqa
168	(A8)	ADDRESS	4	NMMQUEFR	first free res que entry
172	(AC)	ADDRESS	4	NMMDRAFR	first free dra
176	(B0)	ADDRESS	4	NMMIVLFR	first free ivl
180	(B4)	ADDRESS	4	NMMDSEFR	first free DSEINFO
184	(B8)	BITSTRING	4	NMMSYNCEMRECEIVER	TWS immediate stop
188	(BC)	BITSTRING	4	NMMBULKSTARTED ECB	Sincro with monitor task
192	(C0)	ADDRESS	4	NMMTNOFR	first free tie node

#### BACKUP CONTROLLER INFO

Offsets					
Dec	Hex	Type	Len	Name (Dim)	Description
196	(C4)	UNSIGNED	4	NMMPREJTSEQNO	previous JT last written record seqno
200	(C8)	UNSIGNED	4	NMMCURJTSEQNO	current JT last written record seqno
204	(CC)	UNSIGNED	1	NMMPREJTID	previous JT id
205	(CD)	UNSIGNED	1	NMMCURJTID	current JT id
206	(CE)	UNSIGNED	2	NMMFAILREAS	failure reason

Offsets					
Dec	Hex	Type	Len	Name (Dim)	Description
208	(D0)	BITSTRING	4	NMMBKECB	BK resume ecb
212	(D4)	ADDRESS	4	NMMBK_CKPTP	BK_CKPT address
216	(D8)	ADDRESS	4	NMMBKCIOC	BK_CKPT comm area addr
220	(DC)	UNSIGNED	4	NMMJTSEQNO	last written jt seqno
224	(E0)	ADDRESS	4	NMMBKINFOP	addr BKinfo
228	(E4)	ADDRESS	4	NMMJTSUSP	addr JTsusp

miscellaneous saved nmm values

Offsets					
Dec	Hex	Type	Len	Name (Dim)	Description
232	(E8)	SIGNED	4	NMMJTNOT	track addr last JT note
236	(EC)	SIGNED	4	NMMJTBSZ	size of current JT buff
240	(F0)	SIGNED	4	NMMBSIZE	current plan record size
244	(F4)	CHARACTER	4	NMMBKPDFT	date, 1st event after bkp
248	(F8)	CHARACTER	4	NMMBKPTM	time, 1st event after bkp

Offsets					
Dec	Hex	Type	Len	Name (Dim)	Description
252	(FC)	SIGNED	4	NMMJSOPT	max jsfile size in bytes '-1' = auto copy active
256	(100)	SIGNED	4	NMMJSCAS	js file cylinder size
260	(104)	SIGNED	4	NMMJSCNT	num inserts on jsfile
264	(108)	SIGNED	4	NMMTQLIM	backup trk records limit '-1' = auto bkp active
268	(10C)	SIGNED	4	NMMTQTOT	trk records since backup
272	(110)	CHARACTER	8	NMMTOKEN_FULL	operation full token
272	(110)	CHARACTER	4	NMMTOKEN_PRE	prefix
276	(114)	UNSIGNED	4	NMMTOKEN	opctoken
280	(118)	SIGNED	4	NMMJBUFZ	reserved
284	(11C)	SIGNED	4	NMMENQCNT	numb of enq attempts
288	(120)	SIGNED	2	NMMOPCSZ	size of status rec buffer
290	(122)	SIGNED	2	NMMHDRSZ	size of cp hdr rec buffer
292	(124)	SIGNED	2	NMMDLFQ	number of dlf enqs
294	(126)	SIGNED	2	NMMNSUBS	number of nmm subtasks
296	(128)	CHARACTER	8	NMMERRNM	noerror parmlib memname
304	(130)	CHARACTER	64	NMMEXIT	timerexit
368	(170)	ADDRESS	4	NMMHTCP	ptr to HTC block
372	(174)	SIGNED	4	NMMHTCL	length of HTC block
376	(178)	ADDRESS	4	NMMLSTTIEFP	ptr to late tie chain
380	(17C)	ADDRESS	4	NMMLSTTIEFP	ptr to last late tie
384	(180)	ADDRESS	4	NMMTNOFPL	ptr to first leaf TNode
388	(184)	SIGNED	2	NMMLASTIPO	last ins tie relative pos
390	(186)	SIGNED	2	NMMTNODENO	nbr of TNodes
392	(188)	ADDRESS	4	NMMHTSP	ptr to HTS block
396	(18C)	SIGNED	4	NMMHTSL	length of HTS block
400	(190)	CHARACTER	4	NMMWQANAME	WSA name for cmd
404	(194)	CHARACTER	8	NMMWQADEST	WSA dest for cmd
412	(19C)	UNSIGNED	4	NMMBKJTSEQNO	curr JT seq nbr

#### normal mode manager cell pools

Offsets					
Dec	Hex	Type	Len	Name (Dim)	Description
416	(1A0)	SIGNED	4	NMMTIEPID	Time Queue cell pool id
420	(1A4)	ADDRESS	4	NMMTIEPTR	adress of first tie
424	(1A8)	ADDRESS	4	NMMDSRFR	first free DSRinfo
428	(1AC)	CHARACTER	16	NMMTOKTCB	TCB token of the NMM task
444	(1BC)	CHARACTER	8	NMMDDMEM	PROTxx command
452	(1C4)	CHARACTER	8	NMMDSMEM	PROTxx command
460	(1CC)	CHARACTER	1	NMMASYMST	Symphony asynchro phase
461	(1CD)	CHARACTER	8	NMMSKIPMEM	SKIPINCL member name
469	(1D5)	BITSTRING	1	NMMZCMDFLAG	noerror processing flags
		1... ..		*	- DSPJTBL not moved ... sed
		.1.. ..		*	- DSPJIDX not moved ... sed
		..1. ....		NMMDWQA	- DWQA requested
		...1 ....		NMMSWQA	- SWQA requested
		.... 1...		NMMDSPTNOD	- DSPTNOD requested
		.... .1..		NMMDSPLTIE	- DSPLTIE requested
		.... ..1.		*	-
		.... ...1		*	-

### Offsets

Dec	Hex	Type	Len	Name (Dim)	Description
470	(1D6)	UNSIGNED	1	NMMERRODBG	debug error
471	(1D7)	CHARACTER	1	NMMSNDEVCMD	0 1 2
472	(1D8)	ADDRESS	4	NMMTNOFP	first Tie Node ptr

### Offsets

Dec	Hex	Type	Len	Name (Dim)	Description
476	(1DC)	ADDRESS	4	NMMDSAFR	first free DSAINFO
480	(1E0)	ADDRESS	4	NMMTNOLLP	ptr to last leaf TNode
484	(1E4)	ADDRESS	4	NMMCTOKEN	C Interface Token
488	(1E8)	ADDRESS	4	NMMJLIBDCBP	address of JOBLIB NMM DCB
492	(1EC)	ADDRESS	4	NMMJLIBBUF	address of JOBLIB NMM I/IO buffer
488	(1E8)	CHARACTER	8	*	free
504	(1F8)	CHARACTER		NMMEND	end of nmm block

## Cross reference

Name	Hex Offset	Hex Value	Level
NMADLOCK	9	10	4
NMADOPEN	6	08	4
NMBACKUP	6	02	4
NMBKPTOK	65	01	3
NMCALOPEN	67	40	3
NMCHLOCK	7	08	4
NMCKPTINIT	65	04	3
NMCLEAN	64	40	3
NMCPEQ	7	40	4
NMCPLOCK	7	10	4
NMCPOPEN	6	80	4
NMCXOPEN	9	80	4
NMFORCESEQNO	65	02	3
NMJSCOPY	6	04	4
NMJSFORCE	7	02	4
NMJSOPEN	6	40	4
NMJTARCE	B	10	3
NMJTARCF	B	20	3
NMJTAUXT	C	40	3
NMJTEVANY	B	04	3
NMJTEVCP	B	08	3
NMJTFIRST	B	80	3
NMJTIOER	B	01	3
NMJTLAST	B	40	3
NMJTLOCK	B	02	3
NMJTTURN	C	80	3



Name	Hex Offset	Hex Value	Level
NMJVOPEN	64	80	3
NMLTLOCK	9	20	4
NMLTOPEN	6	20	4
NMM	0		1
NMMARACT	7	04	4
NMMARC	7	01	4
NMMAREAS	88		2
NMMARECB	68		2
NMMASYMST	1CC		2
NMMBATCH2	65	40	3
NMMBK_CKPTP	D4		2
NMMBKCIOC	D8		2
NMMBKECB	D0		2
NMMBKINFOP	E0		2
NMMBKJTREAPPLY	66	04	3
NMMBKJTSEQNO	19C		2
NMMBKPDT	F4		2
NMMBKPTM	F8		2
NMMBSIZE	F0		2
NMMBULK	64	02	3
NMMBULKSTARTEDECB	BC		2
NMMCIOC	14		2
NMMCMD	8	10	4
NMMCPBUF	2C		2
NMMCPNEEDED	66	80	3
NMMCTOKEN	1E4		2
NMMCURJTID	CD		2
NMMCURJTSEQNO	C8		2
NMMDCXCM	48		2
NMMDDMEM	1BC		2
NMMDESC	0		2
NMMDLFQ	124		2
NMMDOAFR	A0		2
NMMDOA1	8C		2
NMMDRAFR	AC		2
NMMDRA1	9C		2
NMMDSAFR	1DC		2
NMMDSEFR	B4		2
NMMDSMEM	1C4		2
NMMDSPLTIE	1D5	04	3
NMMDSPTNOD	1D5	08	3

Name	Hex Offset	Hex Value	Level
NMMDSRFR	1A8		2
NMMDWQA	1D5	20	3
NMMEDP	8	01	4
NMMEMDQP	38		2
NMMEMP	28		2
NMMEND	1F8		2
NMMENQCNT	11C		2
NMMERRNM	128		2
NMMERRODBG	1D6		2
NMMERRSTP	60		2
NMMEVSENT	66	20	3
NMMEXIT	130		2
NMMFAILREAS	CE		2
NMMFLAGS	6		2
NMMFLAG1	6		3
NMMFLAG2	7		3
NMMFLAG3	8		3
NMMFLAG4	9		3
NMMFLAG5	E		2
NMMFLAG6	64		2
NMMHDR	24		2
NMMHDRSZ	122		2
NMMHTCL	174		2
NMMHTCP	170		2
NMMHTSL	18C		2
NMMHTSP	188		2
NMMIVLFR	B0		2
NMMJBUFZ	118		2
NMMJLIBBUF	1EC		2
NMMJLIBDCBP	1E8		2
NMMJLIBOPEN	67	01	3
NMMJSCAS	100		2
NMMJSCNT	104		2
NMMJSOPT	FC		2
NMMJTABP	3C		2
NMMJTBP	54		2
NMMJTBSZ	EC		2
NMMJTBUF	1C		2
NMMJTDCB	18		2
NMMJTE	8	02	4
NMMJTFIN	7C		2

Name	Hex Offset	Hex Value	Level
NMMJTFLG	B		2
NMMJTLOG	78		2
NMMJTNEEDED	66	10	3
NMMJTNOT	E8		2
NMMJTSEQNO	DC		2
NMMJTSUSP	E4		2
NMMLASTIPO	184		2
NMMLIM	8	80	4
NMMLSTTIEFP	178		2
NMMLSTTIELP	17C		2
NMMLTPNEEDED	66	40	3
NMMMCA	10		2
NMMMCJTA	30		2
NMMMCMTA	34		2
NMMMCP	C	10	3
NMMNOERR	D		2
NMMNSUBS	126		2
NMMOPC	20		2
NMMOPCSZ	120		2
NMMPERMBP	C	04	3
NMMPREJTID	CC		2
NMMPREJTSEQNO	C4		2
NMMQDLOG	64	04	3
NMMQRSP	4C		2
NMMQUEFR	A8		2
NMMQUE1	98		2
NMMRST	8	08	4
NMMRSWP	50		2
NMMSCPOP	64	01	3
NMMSCPTOCLOSE	65	80	3
NMMSKIPMEM	1CD		2
NMMSNDEVCMD	1D7		2
NMMSPECIAL	E	02	3
NMMSTAT	A		2
NMMSTEP	40		2
NMMSTOP	8	04	4
NMMSTOPCLONING	66	08	3
NMMSWQA	1D5	10	3
NMMSYMST	9	02	4
NMMSYNCEMRECEIVER	B8		2
NMMSYNCRCVASKED	64	20	3

Name	Hex Offset	Hex Value	Level
NMMSYNCRCVRECEIVED	64	10	3
NMMTIEPID	1A0		2
NMMTIEPTR	1A4		2
NMMTJT1	94		2
NMMTMECB	74		2
NMMTNODEMSG	64	08	3
NMMTNODENO	186		2
NMMTNOFLP	180		2
NMMTNOFP	1D8		2
NMMTNOFR	C0		2
NMMTNOLLP	1E0		2
NMMTOKEN	114		3
NMMTOKEN_FULL	110		2
NMMTOKEN_PRE	110		3
NMMTOKTCB	1AC		2
NMMTO1	8	40	4
NMMTO2	8	20	4
NMMTQLIM	108		2
NMMTQTOT	10C		2
NMMTWSECB	80		2
NMMTWSQUIT	84		2
NMMTWSSTATUS	F		2
NMMURGDQE	C	08	3
NMMVER	4		2
NMMWAECB	6C		2
NMMWECEB	70		2
NMMWQADEST	194		2
NMMWQAFR	A4		2
NMMWQANAME	190		2
NMMWQA1	90		2
NMMXCM	44		2
NMMXDBUF	58		2
NMMXDSIZ	5C		2
NMMZCMDFLAG	1D5		2
NMNCP	7	20	4
NMNOLIST	D	20	3
NMNOMEMB	D	40	3
NMNOPROC	D	80	3
NMNOTRY	D	10	3
NMOCXWSA	9	01	4
NMOIOPEN	66	02	3

Name	Hex Offset	Hex Value	Level
NMPEROPEN	67	20	3
NMPROTDD	E	80	3
NMPROTDS	E	40	3
NMRDLOCK	9	04	4
NMRDOPEN	9	40	4
NMRFRDONE	D	02	3
NMRFRESH	7	80	4
NMRFRSYM	E	04	3
NMRUNOPEN	67	10	3
NMSETSTARTED	67	02	3
NMSIOPEN	6	10	4
NMSKIPIN	D	01	3
NMSTDDOK	67	04	3
NMSTOPEN	67	08	3
NMSYMBACK	C	20	3
NMTURNSW	6	01	4
NMTURN2SW	E	20	3
NMTWSF	E	10	3
NMTWSQ	E	01	3
NMTWSYN	E	08	3
NMWSCLOPEN	67	80	3
NMWSLOCK	9	08	4
NMWSOPEN	66	01	3
NMXDOPEN	65	20	3
NMXDPENDCP	65	08	3
NMXDPENDLT	65	10	3

---

## NNN - Node name record

Name : DCLNNN

Function:

This segment declares the scheduler node name checkpoint record. This record is always the second record on the first track of the checkpoint data set.

Offsets					
Dec	Hex	Type	Len	Name (Dim)	Description
0	(0)	STRUCTURE	8024	NNN	NODE NAME RECORD
0	(0)	CHARACTER	4	NNNDESC	BLOCK DESCRIPTOR = 'NNN '
4	(4)	CHARACTER	2	NNNVER	BLOCK MAPPING VERSION
6	(6)	BITSTRING	2	*	RESERVED
8	(8)	SIGNED	4	NNNNODES	NUMBER OF NODES IN RECORD
12	(C)	SIGNED	4	* (3)	RESERVED (INIT TO ZERO)
24	(18)	CHARACTER	8	NNNNAMES (1000)	KNOWN NODE NAMES

Offsets					
Dec	Hex	Type	Len	Name (Dim)	Description
8024	(1F58)	CHARACTER		NNNEND	END OF NNN

## OPC - OPCSTAT record

Name : DCLOPC

Function:

This is the OPCSTAT record mapping. This record is first in the checkpoint data set.

Offsets					
Dec	Hex	Type	Len	Name (Dim)	Description
0	(0)	STRUCTURE	104	OPCSTAT	opc status record
0	(0)	CHARACTER	10	OPCKEY	key always='0000000000'
10	(A)	CHARACTER	6	*	reserved
16	(10)	SIGNED	2	OPCREPL	number of replans since last plan next
18	(12)	CHARACTER	10	OPCDPEN	dp plan period end
18	(12)	CHARACTER	6	OPCDPEND	dp plan period end date
24	(18)	CHARACTER	4	OPCDPENT	dp plan period end time
28	(1C)	CHARACTER	8	OPCCPDDN	current plan ddn
36	(24)	CHARACTER	8	OPCOCPDD	old current plan ddn
44	(2C)	CHARACTER	2	OPCJTcur	Current JTlog number
46	(2E)	CHARACTER	2	OPCJTARC	Last archived JTlog
48	(30)	CHARACTER	2	OPCJTMAX	Max JTlog number
50	(32)	CHARACTER	1	OPCJTOPE	archive JTlog open
51	(33)	CHARACTER	1	OPCSYMRf	symphony after refresh
52	(34)	CHARACTER	8	*	reserved
60	(3C)	CHARACTER	1	OPCCP	current plan exists, Y N
61	(3D)	CHARACTER	1	OPCJTDL	backup JT created, Y N
62	(3E)	CHARACTER	1	OPCTUNCP	turnover flag
63	(3F)	CHARACTER	8	OPCCURJS	ddn for jsfile in use
71	(47)	CHARACTER	1	OPCBACKINGUP	backup started Y N
72	(48)	CHARACTER	10	OPCLEVEL	CKPT block code level
72	(48)	CHARACTER	2	OPCVER	block mapping version
74	(4A)	CHARACTER	8	OPCFMID	OPCESA tracker fmid
82	(52)	CHARACTER	1	OPCCKPTR	CKPT refresh Y N
83	(53)	CHARACTER	1	OPCTEYEC	what batch is running
84	(54)	SIGNED	4	OPCSYMRUNNUM	Symphony current run num
88	(58)	CHARACTER	1	OPCTUNSYM	Symphony turnover flag
89	(59)	CHARACTER	1	OPCTWSYN	Y = TWS syncro failed
90	(5A)	CHARACTER	1	OPCTUNASYM	Symphony turnover Asynch
91	(5B)	CHARACTER	1	OPCTWSJBNM	TWSJOBNAME in JTOPTS 'O' = OCCNAME 'E' = EXTNAME 'X' = EXTNOCC 'J' = JOBNAME
92	(5C)	SIGNED	2	OPCSUPOL	suppress policy from opt
94	(5E)	BITSTRING	2	OPCFLAGS	bit battery
		1... ..		OPCNOPTIME	TOPOLOGY NOPTIMEDEP
94	(5E)	BITSTRING	1	*	free
96	(60)	UNSIGNED	4	OPCLASTJTSEQNO	Primary Controller - last written SEQNO Backup Controller - last received SEQNO
100	(64)	CHARACTER	4	*	spare

## Cross reference

Name	Hex Offset	Hex Value	Level
OPCREPL	10		2
OPCBACKINGUP	47		2
OPCCKPTR	52		2
OPCCP	3C		2
OPCCPDDN	1C		2
OPCCURJS	3F		2
OPCDPEN	12		2
OPCDPEND	12		3
OPCDPENT	18		3
OPCFLAGS	5E		2
OPCFMID	4A		3
OPCJTARC	2E		2
OPCJTCUR	2C		2
OPCJTDL	3D		2
OPCJTMAX	30		2
OPCJTOPE	32		2
OPCKEY	0		2
OPCLASTJTSEQNO	60		2
OPCLEVEL	48		2
OPCNOPTIME	5E	80	3
OPCOCPDD	24		2
OPCSTAT	0		1
OPCSUPOL	5C		2
OPCSYMRF	33		2
OPCSYMRUNNUM	54		2
OPCTEYEC	53		2
OPCTUNASYM	5A		2
OPCTUNCP	3E		2
OPCTUNSYM	58		2
OPCTWSJBNM	5B		2
OPCTWSYN	59		2
OPCVER	48		3

---

## OPERR - Ops in error report record in DP

Name : DCLOPERR

Function:

Describes layout of oper in error records representing report data on occurrences which have one/more operations in error, when the last back-up of current plan was created. The records have the standard recsize and keysize of DPIN records.

Offsets					
Dec	Hex	Type	Len	Name (Dim)	Description
0	(0)	STRUCTURE	266	OPEAREA	OPE RECORD
0	(0)	CHARACTER	114	OPEKEY	KEY
0	(0)	SIGNED	2	OPETYPE	TYPE IS ALWAYS 6
2	(2)	CHARACTER	2	*	ADJUST TO ADID OFFS
4	(4)	CHARACTER	34	*	ADJUST KEY SIZE
38	(26)	CHARACTER	26	OPEOCC	OCCURANCE IDENTIFICATION
38	(26)	CHARACTER	16	OPEADID	APPLICATION IDENTIFICATION
54	(36)	CHARACTER	10	OPEOPIA	PLANNED OCC INPUT ARRIVAL
54	(36)	CHARACTER	6	OPEOPIAD	DAY (YYMMDD)
54	(36)	CHARACTER	4	OPEOPIAY	
58	(3A)	CHARACTER	2	OPEOPIAE	( DD)
60	(3C)	CHARACTER	4	OPEOPIAT	TIME (HHMM)
60	(3C)	CHARACTER	2	OPEOPIAH	TIME (HH )
62	(3E)	CHARACTER	2	OPEOPIAM	TIME ( MM)
64	(40)	CHARACTER	7	OPEWSID	WSID OF OPERATION
64	(40)	CHARACTER	3	OPEWSIDN	OPERATION NUMBER
67	(43)	CHARACTER	4	OPEWSIDS	WORKSTATION NAME
71	(47)	CHARACTER	43	*	TO FILL UP THE KEY
114	(72)	CHARACTER	152	OPEDATA	DATA PART OF OPE RECORD
114	(72)	CHARACTER	24	OPEOTXT	APPLICATION TEXT
138	(8A)	CHARACTER	1	OPEOPRI	PRIORITY
139	(8B)	CHARACTER	10	OPEOAI A	ACTUAL OCC INPUT ARRIVAL
139	(8B)	CHARACTER	6	OPEOAIAD	DAY (YYMMDD)
139	(8B)	CHARACTER	4	OPEOAIAY	(YYMM )
143	(8F)	CHARACTER	2	OPEOIAE	( DD)
145	(91)	CHARACTER	4	OPEOAIAT	TIME (HHMM)
145	(91)	CHARACTER	2	OPEOIAH	TIME (HH )
147	(93)	CHARACTER	2	OPEOIAM	TIME ( MM)
149	(95)	CHARACTER	10	OPEOPC	PLANNED OCC. COMPLETION
149	(95)	CHARACTER	6	OPEOPCDT	DAY (YYMMDD)
149	(95)	CHARACTER	4	OPEOPCY	(YYMM )
153	(99)	CHARACTER	2	OPEOPCD	( DD)
155	(9B)	CHARACTER	4	OPEOPCT	TIME (HHMM)
155	(9B)	CHARACTER	2	OPEOPCH	TIME (HH )
157	(9D)	CHARACTER	2	OPEOPCM	TIME ( MM)
159	(9F)	CHARACTER	24	OPEOPTXT	OPERATION TEXT
183	(B7)	CHARACTER	8	OPEJBNM	JOBNAME
191	(BF)	CHARACTER	10	OPESPIA	SPECIFIC OPER INPUT ARR.
191	(BF)	CHARACTER	6	OPESPIAD	DAY (YYMMDD)   BLANK
191	(BF)	CHARACTER	4	OPESPIAY	(YYMM )
195	(C3)	CHARACTER	2	OPESPIAE	( DD)
197	(C5)	CHARACTER	4	OPESPIAT	TIME (HHMM)   BLANK
197	(C5)	CHARACTER	2	OPESPIAH	TIME (HH )
199	(C7)	CHARACTER	2	OPESPIAM	TIME ( MM)
201	(C9)	CHARACTER	10	OPEPAIA	ACTUAL OPER INPUT ARRIVAL
201	(C9)	CHARACTER	6	OPEPAIAD	DAY (YYMMDD)
201	(C9)	CHARACTER	4	OPEPAIAY	(YYMM )



Offsets					
Dec	Hex	Type	Len	Name (Dim)	Description
205	(CD)	CHARACTER	2	OPEPAIAE	( DD)
207	(CF)	CHARACTER	4	OPEPAIAT	TIME (HHMM)
207	(CF)	CHARACTER	2	OPEPAIAH	TIME (HH )
209	(D1)	CHARACTER	2	OPEPAIAM	TIME ( MM)
211	(D3)	CHARACTER	10	OPEPPC	LATEST OUT
211	(D3)	CHARACTER	6	OPEPPCDT	DAY (YYMMDD)
211	(D3)	CHARACTER	4	OPEPPCY	(YYMM )
215	(D7)	CHARACTER	2	OPEPPCD	( DD)
217	(D9)	CHARACTER	4	OPEPPCT	TIME (HHMM)
217	(D9)	CHARACTER	2	OPEPPCH	TIME (HH )
219	(DB)	CHARACTER	2	OPEPPCM	TIME ( MM)
221	(DD)	CHARACTER	10	OPEPSC	SPECIFIC OPER COMPLETION
221	(DD)	CHARACTER	6	OPEPSC T	DAY (YYMMDD)   BLANK
221	(DD)	CHARACTER	4	OPEPSCY	(YYMM )
225	(E1)	CHARACTER	2	OPEPSCD	( DD)
227	(E3)	CHARACTER	4	OPEPACT	TIME (HHMM)   BLANK
227	(E3)	CHARACTER	2	OPEPSCH	TIME (HH )
229	(E5)	CHARACTER	2	OPEPSCM	TIME ( MM)
231	(E7)	CHARACTER	4	OPEODUR	OPERATION DURATION
231	(E7)	CHARACTER	2	OPEODURH	TIME (HH )
233	(E9)	CHARACTER	2	OPEODURM	( MM)
235	(EB)	CHARACTER	10	OPEERR	TIME FOR OPER ERROR
235	(EB)	CHARACTER	6	OPEERRDT	DAY (YYMMDD)
235	(EB)	CHARACTER	4	OPEERRY	(YYMM )
239	(EF)	CHARACTER	2	OPEERRD	( DD)
241	(F1)	CHARACTER	4	OPEERRT	TIME (HHMM)
241	(F1)	CHARACTER	2	OPEERRTH	TIME (HH )
243	(F3)	CHARACTER	2	OPEERRTM	TIME ( MM)
245	(F5)	CHARACTER	4	OPEOPERR	OPERATION ERROR CODE
249	(F9)	CHARACTER	16	OPEOPUDATA	OPERATION USERDATA
265	(109)	CHARACTER	1	OPECMSTAT	CAT MGT STATUS

## Cross reference

Name	Hex Offset	Hex Value	Level
OPEADID	26		4
OPEAREA	0		1
OPECMSTAT	109		3
OPEDATA	72		2
OPEERR	EB		3
OPEERRD	EF		5
OPEERRDT	EB		4
OPEERRT	F1		4
OPEERRTH	F1		5
OPEERRTM	F3		5
OPEERRY	EB		5
OPEJBNM	B7		3
OPEKEY	0		2

Name	Hex Offset	Hex Value	Level
OPEOAI A	8B		3
OPEOAI AD	8B		4
OPEOAI AE	8F		5
OPEOAI AH	91		5
OPEOAI AM	93		5
OPEOAI AT	91		4
OPEOAI AY	8B		5
OPEOCC	26		3
OPEODUR	E7		3
OPEODURH	E7		4
OPEODURM	E9		4
OPEOPC	95		3
OPEOPCD	99		5
OPEOPCDT	95		4
OPEOPCH	9B		5
OPEOPCM	9D		5
OPEOPCT	9B		4
OPEOPCY	95		5
OPEOPERR	F5		3
OPEOPIA	36		4
OPEOPIAD	36		5
OPEOPIAE	3A		6
OPEOPIAH	3C		6
OPEOPIAM	3E		6
OPEOPIAT	3C		5
OPEOPIAY	36		6
OPEOPRI	8A		3
OPEOPTXT	9F		3
OPEOPUDATA	F9		3
OPEOTXT	72		3
OPEPACT	E3		4
OPEPAIA	C9		3
OPEPAIAD	C9		4
OPEPAIAE	CD		5
OPEPAIAH	CF		5
OPEPAIAM	D1		5
OPEPAIAT	CF		4
OPEPAIAY	C9		5
OPEPPC	D3		3
OPEPPCD	D7		5
OPEPPCDT	D3		4

Name	Hex Offset	Hex Value	Level
OPEPPCH	D9		5
OPEPPCM	DB		5
OPEPPCT	D9		4
OPEPPCY	D3		5
OPEPSC	DD		3
OPEPSCD	E1		5
OPEPSCH	E3		5
OPEPSCM	E5		5
OPEPSCT	DD		4
OPEPSCY	DD		5
OPESPIA	BF		3
OPESPIAD	BF		4
OPESPIAE	C3		5
OPESPIAH	C5		5
OPESPIAM	C7		5
OPESPIAT	C5		4
OPESPY	BF		5
OPETYPE	0		3
OPEWSID	40		3
OPEWSIDN	40		4
OPEWSIDS	43		4

---

## OPI - Operator instruction

Name : DCLOPI

Function:

This segment declares an operator instruction record, physically located in EQQOIDS.

If the valid\_from key is blank and the valid\_to key is set to the highest value (all hexadecimal 'F'), the operator instruction is called 'permanent', else it is called 'temporary'.

Offsets					
Dec	Hex	Type	Len	Name (Dim)	Description
0	(0)	STRUCTURE	*	OPI	
0	(0)	CHARACTER	78	OPIBODY	
0	(0)	CHARACTER	28	OPIKEY	
0	(0)	CHARACTER	18	OPIADOP	
0	(0)	CHARACTER	16	OPIADID	APPLICATION NAME
16	(10)	SIGNED	2	OPIOPNO	OPERATION NUMBER
18	(12)	CHARACTER	10	OPIVALTO	VALID TO DATE+TIME
18	(12)	CHARACTER	6	OPIVALT1	DATE
24	(18)	CHARACTER	4	OPIVALT2	TIME
28	(1C)	CHARACTER	4	OPIEYE	EYE CATCHER
32	(20)	UNSIGNED	1	OPIVERS	VERSION NUMBER
33	(21)	CHARACTER	10	OPIVALFR	VALID FROM DATE+TIME
33	(21)	CHARACTER	6	OPIVALF1	DATE

Offsets					
Dec	Hex	Type	Len	Name (Dim)	Description
39	(27)	CHARACTER	4	OPIVALF2	TIME
43	(2B)	CHARACTER	4	OPIWSID	NOT USED
47	(2F)	CHARACTER	8	OPIOWNER	LAST UPDATE USER
55	(37)	CHARACTER	10	OPIUPDAT	LAST UPDATE, DATE+TIME
55	(37)	CHARACTER	6	OPIUPDT1	DATE
61	(3D)	CHARACTER	4	OPIUPDT2	TIME
65	(41)	CHARACTER	1	OIFLAGS	FLAGS
		1... ..		OPINAC	DO NO CHECK AGAINST AD
		.1... ..		OPIBEING	UNDER CREATION
66	(42)	CHARACTER	2	*	FREE
68	(44)	CHARACTER	8	OPILOTS	LAST UPDATE TIMESTAMP
76	(4C)	SIGNED	2	OPI LINES	NUMBER OF LINES COMING
78	(4E)	CHARACTER	72	OPITAB (*)	1 LINE WITH OPERATOR INSTR.

## Cross reference

Name	Hex Offset	Hex Value	Level
OIFLAGS	41		3
OPI	0		1
OPIADID	0		5
OPIADOP	0		4
OPIBEING	41	40	4
OPIBODY	0		2
OPIEYE	1C		3
OPIKEY	0		3
OPI LINES	4C		3
OPILOTS	44		3
OPINAC	41	80	4
OPIOPNO	10		5
OPIOWNER	2F		3
OPITAB	4E		2
OPIUPDAT	37		3
OPIUPDT1	37		4
OPIUPDT2	3D		4
OPIVALFR	21		3
OPIVALF1	21		4
OPIVALF2	27		4
OPIVALTO	12		4
OPIVALT1	12		5
OPIVALT2	18		5
OPIVERS	20		3
OPIWSID	2B		3

## OPT - Subsystem options

Name : DCLOPT

Function:

This segment declares options and parameter values supplied to the subsystem through init statements.

Offsets					
Dec	Hex	Type	Len	Name (Dim)	Description
0	(0)	STRUCTURE	688	OPT	opcesa options block
0	(0)	CHARACTER	4	OPTDESC	block descriptor = 'OPT '
4	(4)	CHARACTER	2	OPTVER	block mapping version
6	(6)	BITSTRING	4	OPTFLAGS	yesno type options
		1... ....		OPTHOST	1 this is an opc host
		.1.. ....		OPTSTBY	1 this is a standby system
		..1. ....		OPTNEC	1 start a nec task
		...1 ....		OPTEWTR	1 start an event wtr
		.... 1...		OPTJCC	1 start a jcc task
		.... .1..		OPTRCVY	1 start a recovery task
		.... ..1.		OPTJSUB	1 opc will submit jobs
		.... ...1		OPTNPRT	1 don't compl prt opers
7	(7)	1... ....		OPTEVMS	1 create event statistics
		.1.. ....		OPTKSRX	1 keep excl resrc
		..1. ....		OPTKSRS	1 keep shrd resrc
		...1 ....		OPTOSUB	1 track only opcs submit jobs
		.... 1...		OPTJOPT	1 track opcs submit others
		.... .1..		OPTSBNO	1 no jobcard check
		.... ..1.		OPTSBOK	1 submit only ok jobs
		.... ...1		OPTGSMS	1 measure gs requests
8	(8)	1... ....		OPTCPNEW	1 currplan(new) specified
		.1.. ....		OPTCPMS	1 create cp enq statistics
		..1. ....		OPTAPPC	1 start an appc task
		...1 ....		OPTDUAL	1 dual JT logging
		.... 1...		OPTRES	1 restartblank opr val
		.... .1..		OPTIALLY	1 operially(y)
		.... ..1.		OPTDALLY	1 operdally(y)
		.... ...1		OPTSIM	1 simulate mode
9	(9)	1... ....		OPTSYSF	1 takeover if host sys fail
		.1.. ....		OPTHOSTF	1 takeover if host opc fail
		..1. ....		OPTACCT	1 account is reqd in jobcd
		...1 ....		OPTPGMR	1 prog nm is reqd in jobcd
		.... 1...		OPTDB2	1 db2 is used for model db
		.... .1..		OPTRER	1 rerouteblank opr val
		.... ..1.		OPTSSXB	1 SSX build requested
		.... ...1		OPTSSXBM	1 SSX merge requested
10	(A)	BITSTRING	2	OPTFLAG2	yesno type options
		1... ....		OPTSSCMP	1 load SSCM permanent
		.1.. ....		OPTRODM	1 start a rodm task
		..1. ....		OPTDYNEV	1 dynadd res at event
		...1 ....		OPTDYNSU	1 dynadd res ar submit
		.... 1...		OPTAPDST	1 APPC dests exist
		.... .1..		OPTPLEX	1 PLEX configuration
		.... ..1.		OPTSERVER	1 a Server
		.... ...1		OPTWSMS	1 wsa stats onoff

Offsets					
Dec	Hex	Type	Len	Name (Dim)	Description
11	(B)	1... ....	1	OPTPROC	1 proc substitution ACJA
		.1.. ....		OPTVFAIL	1 varsub fail ignore ACJA
		..1. ....		OPTFLTASK	1 RCLEANUP = YES D90C start FL and PSU D90A
		...1 ....		OPTSPIN	1 SPIN(YES) 0 SPIN(NO)
		.... 1...		OPTARM	SYSPLEX ARM request D44A
		.... .1..		OPTTPLGY	topology is present d94a
		.... ..1.		OPTTEXTMON	Ext mon active(YN)
12	(C)	.... ...1	1	OPTNGENS	1&colon;.don't do gen. search
		CHARACTER		OPTONCOMPL	ONCOMPLETE - Y set to YES - N set to NO - R Reset to blank - do nothing
13	(D)	CHARACTER	1	OPTDYNONCO	DYNONCOMPLETE - Y set to YES - N set to NO - R Reset to blank - do nothing
14	(E)	BITSTRING	1	OPTFLAG4	additional flags
		11.. ....		OPTAUDCP	AUDITCP statement
		1... ....		OPTCOND	1 log COND status change
		.1.. ....		OPTCDEP	1 log CDEP status change
		..1. ....		OPTETTNEW	1 ETT dep from ETTYTCR1
		...1 ....		OPTCNDSUB	1 Cond S on submission
		.... 1...		OPTTASKUSR	
		.... .1..		OPTTRACKW	
15	(F)	.... ..1.	1	OPTTRKA3J	
		.... ...1		OPTOUTCOL	
		BITSTRING		OPTFLAG6	
		1... ....		OPTCSABIG	
		.1.. ....		OPTZCHRC	on HIGHRC active forzCen
16	(10)	..1. ....	2	OPTBACKUP	on BACKUP Controller
		...1 ....		OPTSINFO	on STEPINFO required
18	(12)	.... 1111	2	*	reserved
		UNSIGNED		OPTX01SZ	EXIT01 jcl size
20	(14)	SIGNED	4	OPTXITFL	User exit flag. 1 call exit. Note: bit 1 is for exit 00. For new exits add a new bitstring.
24	(18)	SIGNED	4	OPTBACK	mmm backup frequency '-1' = auto bkp active
28	(1C)	SIGNED	4	OPTNRDR	number of event readers
32	(20)	SIGNED	4	OPTABNUM	num no error retcodes
36	(24)	SIGNED	4	OPTARNUM	num reset error retcodes
40	(28)	SIGNED	4	OPTHRCNR	highest ok retcode
44	(2C)	SIGNED	4	OPTMAXJS	max js-file size '-1' = auto copy active
48	(30)	SIGNED	4	OPTSTME	simulate end time
52	(34)	SIGNED	4	OPTSTMS	simulate start time
56	(38)	SIGNED	4	OPTOFF_DLY	WS offline actions delay
60	(3C)	SIGNED	4	OPTJDESTP	joblog dest parms
64	(40)	SIGNED	4	OPTRSCONT	contentiontime
68	(44)	SIGNED	4	OPTAWSTB	APPC WS table
72	(48)	SIGNED	4	OPTTCPPT	local tcpip port
76	(4C)	CHARACTER	8	OPTTCPID	local tcpip id
80	(50)	SIGNED	4	OPTHISTP	addr of history block
84	(54)	SIGNED	4	OPTABPTR	address of no error table
88	(58)	SIGNED	4	OPTARPTR	address of reset err tbl
92	(5C)	SIGNED	4	OPTDTPTR	addr of destination tab
96	(60)	SIGNED	4	OPTSIDP	addr of system id tab

Offsets					
Dec	Hex	Type	Len	Name (Dim)	Description
100	(64)	ADDRESS	4	OPTSRVSPTR	to server names
104	(68)	CHARACTER	8	OPTNCFNM	ncf application name
112	(70)	CHARACTER	8	OPTMIRRD	remote standby destination
120	(78)	CHARACTER	8	OPTJCCNM	jcc init member name
128	(80)	CHARACTER	8	OPTWTRNM	ewtr init member name
136	(88)	CHARACTER	8	OPTRDRNM (16)	erdr init member names
264	(108)	CHARACTER	8	OPTXITNM (16)	user exit load module names note 1st entry is for exit0
392	(188)	CHARACTER	8	OPTARNM	ar init member name
400	(190)	CHARACTER	8	OPTSSCMN	sscm load module name
408	(198)	CHARACTER	8	OPTGROUP	xcf group name
416	(1A0)	CHARACTER	16	OPTMEM	xcf member name
432	(1B0)	CHARACTER	16	OPTGTAB	name of global jcl vartab
448	(1C0)	CHARACTER	16	OPTCALNM	name of default calendar
464	(1D0)	BITSTRING	1	OPTAUDIT (16)	audit specifications
		1... ....		OPTTRACK	audit this resource
		.1.. ....		OPTREAD	audit read accesses
		..1. ....		OPTDATA	log entire vsam record
480	(1E0)	SIGNED	2	OPTQLEN	max queue length
482	(1E2)	SIGNED	2	OPTADSMF	ad smoothing factor
484	(1E4)	SIGNED	2	OPTADLIM	ad limit for feedback
486	(1E6)	SIGNED	2	OPTOPITM	number days op inst is new
488	(1E8)	SIGNED	2	OPTGSTASK	number of gs tasks
490	(1EA)	SIGNED	2	OPTPLAN	default dp period start
492	(1EC)	CHARACTER	1	OPTVSUB	var substitution Y N S
493	(1ED)	CHARACTER	1	OPTONODE	outputnode F=final A=any
494	(1EE)	SIGNED	2	OPTSUPOL	suppresspolicy value
496	(1F0)	SIGNED	2	OPTSHPOL	shutdownpolicy value
498	(1F2)	CHARACTER	1	OPTSUPPL	suppressaction char
499	(1F3)	CHARACTER	1	OPTSFAIL	subfailaction char
500	(1F4)	SIGNED	2	OPTJTLOG	number of JTlogs
502	(1F6)	SIGNED	2	OPTOVERC	PS overcommit
504	(1F8)	SIGNED	2	OPTPULSE	Pulse rate
506	(1FA)	SIGNED	2	OPTTIMEOUT	TCP timeout interval
508	(1FC)	CHARACTER	3	OPTWSFAIL	WS failure options
508	(1FC)	CHARACTER	1	OPWSFAIL_SACT	restart option
509	(1FD)	CHARACTER	1	OPWSFAIL_RACT	reroute option
510	(1FE)	CHARACTER	1	OPWSFAIL_AACT	available option
511	(1FF)	CHARACTER	3	OPTWSOFFL	WS offline options
511	(1FF)	CHARACTER	1	OPWSOFFL_SACT	restart option
512	(200)	CHARACTER	1	OPWSOFFL_RACT	reroute option
513	(201)	CHARACTER	1	OPWSOFFL_AACT	available option
514	(202)	BITSTRING	2	OPTWTO	wto opts
		1... ....		OPTWOTE	no task end wto
		.1.. ....		OPTWOER	ended-in-error status
		..1. ....		OPTWOLE	late operation
		...1 ....		OPTWODU	too long duration
		.... 1...		OPTWOQX	queue limit exceeded
		.... .1..		OPTWORC	resource contention
516	(204)	BITSTRING	2	OPTAL	netview generic alert
		1... ....		OPTALTE	no task end alert
		.1.. ....		OPTALER	ended-in-error status
		..1. ....		OPTALLE	late operation

Offsets					
Dec	Hex	Type	Len	Name (Dim)	Description
		...1 ....		OPTALDU	too long duration
		.... 1...		OPTALQX	queue limit exceeded
518	(206)	BITSTRING	2	OPTML	mlog write opts
		1... ....		OPTMLTE	no task end mlog write
		.1.. ....		OPTMLER	ended-in-error status
		..1. ....		OPTMLLE	late operation
		...1 ....		OPTMLDU	too long duration
		.... 1...		OPTMLQX	queue limit exceeded
		.... .1..		OPTMLRC	resource contention
520	(208)	BITSTRING	1	OPTFLAGS5	Cat Mgt flags deleted
		1... ....		OPTOPSUMWS	1 Opsum data from WS
		.1.. ....		OPTBUFPERM	1 Buffer Pool permanent
		..11 1111		*	free
521	(209)	CHARACTER	1	OPTBESTM	est match A=ALL,F=RF,O=RO
522	(20A)	UNSIGNED	1	OPTFLAG3	
		1... ....		OPTGDGNS	on GDG_NONST
		.1.. ....		OPTFTWJSUB	1 opc will submit jobs
		..1. ....		OPTMHLDSF	manual hold at submit fai
		...1 ....		OPTMONTBSM	1 TBSM external monitor
		.... 1...		OPTMONTEP	1 TEP external monitor
		.... .1..		OPTCRITJOBS	1 activate dyn crit path
		.... ..1.		OPTRECCPCOMPL	1 rec. critpaths on comp
		.... ...1		OPTNOENTRY	NOERROR Trial cmd msg
523	(20B)	CHARACTER	1	OPTTWSJBNM	TWSJOBNAME val. in JTOPTS O OCCNAME E EXTNAME X EXTNOCC J JOBNAME
524	(20C)	SIGNED	4	OPTGMTOF	GMT offset
528	(210)	CHARACTER	8	OPTRODM_PARM	rodM parm member name
536	(218)	CHARACTER	1	OPTUX001FA	EQQUX001 fail action
537	(219)	CHARACTER	1	OPTOPINS	OPINFOSCOPE I=In-pro ops A=All ops
538	(21A)	SIGNED	2	OPTRSPOL	resource lookahead
540	(21C)	CHARACTER	8	OPTCODEP	codepage
548	(224)	SIGNED	4	OPTMAXOCCN	maximum occ number
552	(228)	SIGNED	4	OPTSTATIM	statmsg time
556	(22C)	SIGNED	2	OPTLEVELIM	evelim number
558	(22E)	CHARACTER	1	OPTSVFAILC (2)	array for savarfail
560	(230)	CHARACTER	1	OPTVFAILC (3)	array of varfail values
563	(233)	1... ....		OPTXITXRES	extended stat X option
		.1.. ....		OPTSUPPENF	SUPPESSENF
		..1. ....		OPTSAMSGMLOG	automation msg logging
		...1 ....		OPTSAMSGSLOG	automation msg logging
		.... 1...		OPTSVFAIL	1 varsub fail ignore
		.... .1..		OPTREMJCCLDIR	remove jcl directives
		.... ..1.		OPTNOECHECK	NOERROR consistency test
		.... ...1		OPTNOEMSG	NOERROR consistency msgsg
564	(234)	ADDRESS	4	OPTFLPARM	pointer to FLOPTS
568	(238)	CHARACTER	10	OPTWLM	
		1... ....		OPTWLMRQ	WLM Request
		.111 ....		OPTWLMMODE	WLM Mode
		.... 1111		OPTWLMPOLICY	WLM Policy in Mode1
569	(239)	CHARACTER	8	OPTWLMHPCLASS	Hi.Perf. WLM1 Class
577	(241)	UNSIGNED	1	OPTWLMTHRESHOLD	WLM Smart Threshold
578	(242)	CHARACTER	1	OPTSECHK	A=all,N=no,O=operonly



Offsets					
Dec	Hex	Type	Len	Name (Dim)	Description
579	(243)	UNSIGNED	1	OPTCPBPLIM	CP Buffer Pool limit
580	(244)	ADDRESS	4	OPTRCL	pointer to RCLOPTS
584	(248)	CHARACTER	8	OPTTPLGSRV	topology param member
592	(250)	ADDRESS	4	OPTJPLEXP	address of JESPLEX system name list (mapped by DCLJPLEX)
596	(254)	SIGNED	2	OPTSYSPLID	SYSplexID (default is 0)
598	(256)	SIGNED	2	OPTDLMO	deadline smoothing factor
600	(258)	SIGNED	2	OPTDLFDK	deadline limit feedback
602	(25A)	CHARACTER	1	*	free
603	(25B)	UNSIGNED	1	OPTCPDTLIM	CP dataset limit
604	(25C)	ADDRESS	4	OPTMONO	pointer to MONOPTS
608	(260)	BITSTRING	2	OPTMONP	MONPOL options
		1... ....		OPTMPER	error job flag
		.1.. ....		OPTMPCRT	critical job flag
		..1. ....		OPTMPCRP	critical path job flag
		...1 ....		OPTMPLAT	late job flag
		.... 1...		OPTMPDUR	long duration job flag
		.... .1..		OPTMPMAN	manual flag
610	(262)	BITSTRING	2	OPTMONAL	TEP monalert
		1... ....		OPTMOER	ended-in-error status
		.1.. ....		OPTMOEOP	tasks that ended in error
		..1. ....		OPTMOLA	late operation
		...1 ....		OPTMODU	too long duration
		.... 1...		OPTMOQX	queue limit exceeded
		.... .1..		OPTMOWLM	WLM flag
		.... ..1.		OPTMOSPE	special resource time out
		.... ...1		OPTMOMSG	messages monitored
611	(263)	1... ....		OPTMONOP	monitored jobs
		.1.. ....		OPTDEFPCG	default codepage set
612	(264)	CHARACTER	8	OPTMONCODE	codepage for Monitor task
620	(26C)	ADDRESS	4	OPTTCPPTR	addr to TCPIP area
624	(270)	BITSTRING	1	NOERRFLG	reserved
		1... ....		OPTNOMEMB	reserved
		.111 1111		*	reserved
625	(271)	BITSTRING	1	OPTFLAG1	
		1... ....		OPTCDEPSTP	AUDITCP statement
		.1.. ....		OPTUNEXPRC	AUDITCP statement
		..1. ....		OPTITOM	on ITOM(YES) jcl tailoring wished
		...1 1111		*	
626	(272)	SIGNED	2	OPTALEAC	
628	(274)	ADDRESS	4	OPTPARWSTABLEPTR	parallel workstations
632	(278)	ADDRESS	4	OPTHTTTPTR	addr to HTTPOPTS area
636	(27C)	SIGNED	4	OPTMHISTR	max DB2 HISTory rows
640	(280)	SIGNED	2	OPTALEMINDUR	
642	(282)	CHARACTER	8	OPTOCSTC	
650	(28A)	CHARACTER	2	*	
652	(28C)	SIGNED	4	OPTZCHRCDEF	highrc default for zCen
656	(290)	CHARACTER	8	OPTOSLCNM	oslc init member name
664	(298)	ADDRESS	4	OPTOSLCP	pointer to OSLC opts
668	(29C)	SIGNED	4	OPTJOBS	
672	(2A0)	ADDRESS	4	OPTBKPTPTR	pointer to BKPT opts
676	(2A4)	CHARACTER	12	*	reserved
688	(2B0)	CHARACTER		OPTEND	end of opt

## Cross reference

Name	Hex Offset	Hex Value	Level
NOERRFLG	270		2
OPT	0		1
OPTABNUM	1C		2
OPTABPTR	54		2
OPTACCT	9	20	3
OPTADLIM	1E4		2
OPTADSMF	1E2		2
OPTAL	204		2
OPTALDU	204	10	3
OPTALEAC	272		2
OPTALEMINDUR	280		2
OPTALER	204	40	3
OPTALLE	204	20	3
OPTALQX	204	08	3
OPTALTE	204	80	3
OPTAPDST	A	08	3
OPTAPPC	8	20	3
OPTARM	B	08	3
OPTARNM	188		2
OPTARNUM	20		2
OPTARPTR	58		2
OPTAUDCP	E	C0	3
OPTAUDIT	1D0		2
OPTAWSTB	40		2
OPTBACK	14		2
OPTBACKUP	F	20	3
OPTBESTM	209		2
OPTBKPTPTR	2A0		2
OPTBUFPERM	208	40	3
OPTCALNM	1C0		2
OPTCDEP	E	40	4
OPTCDEPSTP	271	80	3
OPTCNDSUB	E	10	3
OPTCODEP	21C		2
OPTCOND	E	80	4
OPTCPBLIM	243		2
OPTCPDTLIM	25B		2
OPTCPMS	8	40	3
OPTCPNEW	8	80	3

Name	Hex Offset	Hex Value	Level
OPTCRITJOBS	20A	04	3
OPTCSABIG	F	80	3
OPTDALLY	8	02	3
OPTDATA	1D0	20	3
OPTDB2	9	08	3
OPTDEFCPG	263	40	3
OPTDESC	0		2
OPTDLFDK	258		2
OPTDLSMO	256		2
OPTDTPTR	5C		2
OPTDUAL	8	10	3
OPTDYNEV	A	20	3
OPTDYNONCO	D		2
OPTDYNSU	A	10	3
OPTEND	2B0		2
OPTETTNEW	E	20	3
OPTEVELIM	22C		2
OPTEVMS	7	80	3
OPTEWTR	6	10	3
OPTXTMON	B	02	3
OPTFLAGS	6		2
OPTFLAGS5	208		2
OPTFLAG1	271		2
OPTFLAG2	A		2
OPTFLAG3	20A		2
OPTFLAG4	E		2
OPTFLAG6	F		2
OPTFLPARM	234		2
OPTFLTASK	B	20	3
OPTFTWJSUB	20A	40	3
OPTGDGNS	20A	80	3
OPTGMTOF	20C		2
OPTGROUP	198		2
OPTGSMS	7	01	3
OPTGSTASK	1E8		2
OPTGTAB	1B0		2
OPTHISTP	50		2
OPTHOST	6	80	3
OPTHOSTF	9	40	3
OPTHRCNR	24		2
OPTHHTPPTR	278		2

Name	Hex Offset	Hex Value	Level
OPTIALLY	8	04	3
OPTITOM	271	20	3
OPTJCC	6	08	3
OPTJCCNM	78		2
OPTJDESTP	38		2
OPTJOBS	29C		2
OPTJOPT	7	08	3
OPTJPLEXP	250		2
OPTJSUB	6	02	3
OPTJTLOG	1F4		2
OPTKSRS	7	20	3
OPTKSRX	7	40	3
OPTMAXJS	28		2
OPTMAXOCCN	224		2
OPTMEM	1A0		2
OPTMHISTR	27C		2
OPTMHLDSF	20A	20	3
OPTMIRRD	70		2
OPTML	206		2
OPTMLDU	206	10	3
OPTMLER	206	40	3
OPTMLLE	206	20	3
OPTMLQX	206	08	3
OPTMLRC	206	04	3
OPTMLTE	206	80	3
OPTMODU	262	10	3
OPTMOEOP	262	40	3
OPTMOER	262	80	3
OPTMOLA	262	20	3
OPTMOMSG	262	01	3
OPTMONAL	262		2
OPTMONCODE	264		2
OPTMONO	25C		2
OPTMONOP	263	80	3
OPTMONP	260		2
OPTMONTBSM	20A	10	3
OPTMONTEP	20A	08	3
OPTMOQX	262	08	3
OPTMOSPE	262	02	3
OPTMOWLM	262	04	3
OPTMPCRP	260	20	3

Name	Hex Offset	Hex Value	Level
OPTMPCRT	260	40	3
OPTMPDUR	260	08	3
OPTMPER	260	80	3
OPTMPLAT	260	10	3
OPTMPMAN	260	04	3
OPTNCFNM	68		2
OPTNEC	6	20	3
OPTNGENS	B	01	3
OPTNOECHECK	233	02	2
OPTNOEMSG	233	01	2
OPTNOENTRY	20A	01	3
OPTNOMEMB	270	80	3
OPTNPRT	6	01	3
OPTNRDR	18		2
OPTOCSTC	282		2
OPTOFF_DLY	34		2
OPTONCOMPL	C		2
OPTONODE	1ED		2
OPTOPINS	219		2
OPTOPITM	1E6		2
OPTOPSUMWS	208	80	3
OPTOSLCNM	290		2
OPTOSLCP	298		2
OPTOSUB	7	10	3
OPTOUTCOL	E	01	3
OPTOVERC	1F6		2
OPTPARWSTABLEPTR	274		2
OPTPGMR	9	10	3
OPTPLAN	1EA		2
OPTPLEX	A	04	3
OPTPROC	B	80	3
OPTPULSE	1F8		2
OPTQLEN	1E0		2
OPTRCL	244		2
OPTRCVY	6	04	3
OPTRDRNM	88		2
OPTREAD	1D0	40	3
OPTRECCPCOMPL	20A	02	3
OPTREMJCLDIR	233	04	2
OPTRER	9	04	3
OPTRES	8	08	3

Name	Hex Offset	Hex Value	Level
OPTRODM	A	40	3
OPTRODM_PARM	210		2
OPTRSCONT	3C		2
OPTRSPOL	21A		2
OPTSMSGMLOG	233	20	2
OPTSMSGSLOG	233	10	2
OPTSBNO	7	04	3
OPTSBOK	7	02	3
OPTSECHK	242		2
OPTSERVER	A	02	3
OPTSFAIL	1F3		2
OPTSHPOL	1F0		2
OPTSIDP	60		2
OPTSIM	8	01	3
OPTSINFO	F	10	3
OPTSPIN	B	10	3
OPTSRVSPTR	64		2
OPTSSCMN	190		2
OPTSSCMP	A	80	3
OPTSSXB	9	02	3
OPTSSXBM	9	01	3
OPTSTATIM	228		2
OPTSTBY	6	40	3
OPTSTME	2C		2
OPTSTMS	30		2
OPTSUPOL	1EE		2
OPTSUPPENF	233	40	2
OPTSUPPL	1F2		2
OPTSVFAIL	233	08	2
OPTSVFAILC	22E		2
OPTSYSF	9	80	3
OPTSYSPLID	254		2
OPTTASKUSR	E	08	3
OPTTCPID	48		2
OPTTCPPOINT	44		2
OPTTCPTR	26C		2
OPTTIMEOUT	1FA		2
OPTTPLGSRV	248		2
OPTTPLGY	B	04	3
OPTTRACK	1D0	80	3
OPTTRACKW	E	04	3

Name	Hex Offset	Hex Value	Level
OPTTRKA3J	E	02	3
OPTTWSJBNM	20B		2
OPTUNEXPRC	271	40	3
OPTUX001FA	218		2
OPTVER	4		2
OPTVFAIL	B	40	3
OPTVFAILC	230		2
OPTVSUB	1EC		2
OPTWLM	238		2
OPTWLMHPCLASS	239		3
OPTWLMMODE	238	70	3
OPTWLMPOLICY	238	0F	3
OPTWLMRQ	238	80	3
OPTWLMTHRESHOLD	241		3
OPTWO	202		2
OPTWODU	202	10	3
OPTWOER	202	40	3
OPTWOLE	202	20	3
OPTWOQX	202	08	3
OPTWORC	202	04	3
OPTWOTE	202	80	3
OPTWSFAIL	1FC		2
OPTWSMS	A	01	3
OPTWSOFFL	1FF		2
OPTWTRNM	80		2
OPTXITFL	12		2
OPTXITNM	108		2
OPTXITXRES	233	80	2
OPTX01SZ	10		2
OPTZCHRC	F	40	3
OPTZCHRCDEF	28C		2
OPWSFAIL_AACT	1FE		3
OPWSFAIL_RACT	1FD		3
OPWSFAIL_SACT	1FC		3
OPWSOFFL_AACT	201		3
OPWSOFFL_RACT	200		3
OPWSOFFL_SACT	1FF		3

---

## OSLC - Integration information

Name : DCLOSLC

Function:

This segment declares options and parameter values used for the integration with OSLC software.

Offsets					
Dec	Hex	Type	Len	Name (Dim)	Description
0	(0)	STRUCTURE	128	oslcopts	OSLC integration information
0	(0)	CHARACTER	4	oslceye	eye catcher 'OSLC'
4	(4)	CHARACTER	2	oslccver	version
6	(6)	CHARACTER	1	oslcpolicy	policy A   M   C
7	(7)	CHARACTER	1	oslcssl	use SSL for the ticket Y   N
8	(8)	CHARACTER	1	oslcusrf	use user fields for template
9	(9)	CHARACTER	1	*	reserved
10	(A)	SIGNED	2	oslcprio	priority
12	(C)	ADDRESS	4	oslcurip	ptr to URI
16	(10)	SIGNED	4	oslcuril	URI length
20	(14)	ADDRESS	4	oslcurp	ptr to user
24	(18)	SIGNED	4	oslcurl	user length
28	(1C)	ADDRESS	4	oslcpwdp	ptr to password
32	(20)	SIGNED	4	oslcpwdl	pwd length
36	(24)	CHARACTER	56	oslchost	hostname from URI
92	(5C)	SIGNED	4	oslcport	port from URI
96	(60)	ADDRESS	4	oslcdescp	ptr to user description
100	(64)	SIGNED	4	oslcdescl	user description length
104	(68)	ADDRESS	4	oslcturip	ptr to DWC URI
108	(6C)	SIGNED	4	oslcturil	DWC URI length
112	(70)	CHARACTER	16	*	reserved

## Cross reference

Name	Hex Offset	Hex Value	Level
oslccver	4		2
oslcdescl	64		2
oslcdescp	60		2
oslceye	0		2
oslchost	24		2
oslcopts	0		1
oslcpolicy	6		2
oslcport	5C		2
oslcprio	A		2
oslcpwdl	20		2
oslcpwdp	1C		2
oslcssl	7		2
oslcturil	6C		2
oslcturip	68		2
oslcuril	10		2
oslcurip	C		2
oslcusrf	8		2



Name	Hex Offset	Hex Value	Level
oslcusrl	18		2
oslcusrp	14		2

## PER - Period layout

Name : DCLPER

Function:

This segment declares a period definition, physically located in the workstation description database (EQQWSDS)

Offsets					
Dec	Hex	Type	Len	Name (Dim)	Description
0	(0)	STRUCTURE	*	PERREC	PERIOD LAYOUT
0	(0)	CHARACTER	94	PERFIX	FIXED PART OF RECORD
0	(0)	CHARACTER	2	*	RESERVED BY IO-ROUTINES
2	(2)	CHARACTER	8	PERKEY	
2	(2)	CHARACTER	8	PERIOD	PERIOD ID =====KEY
10	(A)	UNSIGNED	1	PERVERS	VERSION OF RECORD NUM=NEW
11	(B)	1... ....		PERFROMRG	on from an RG
		.1.. ....		PERMULTI	on RG multi instance
		..11 1111		*	RESERVED
12	(C)	SIGNED	2	PERINTVL	INTERVAL OF CYCLIC ORIGINS
14	(E)	CHARACTER	1	PERTYPE	CYCLICNONCYCLIC TYPE
15	(F)	CHARACTER	30	PERDESC	DESCRIPTION OF PERIOD
45	(2D)	CHARACTER	8	PERUSER	ID OF USER LAST CHANGE
53	(35)	CHARACTER	6	PERDATE	DATE FOR LAST CHANGE
59	(3B)	CHARACTER	4	PERTIME	TIME FOR LAST CHANGE, HHMM
63	(3F)	CHARACTER	1	*	free
64	(40)	ADDRESS	4	PERRGTAB	RG table
68	(44)	CHARACTER	8	perluts	last update timestamp
76	(4C)	CHARACTER	16	perjvt	jcl variable table id
92	(5C)	SIGNED	2	PERORGS	ORIGIN DATES IN PERIOD
94	(5E)	CHARACTER	12	PERVAR (*)	VARIABLE PART OF REC
94	(5E)	CHARACTER	6	PERORIG	ORIGIN(=START)DATE INT
100	(64)	CHARACTER	6	PERIVLEND	END DATE OF INTERVAL

## Cross reference

Name	Hex Offset	Hex Value	Level
PERDATE	35		3
PERDESC	F		3
PERFIX	0		2
PERFROMRG	B	80	3
PERINTVL	C		3
PERIOD	2		4
PERIVLEND	64		3
perjvt	4C		3

Name	Hex Offset	Hex Value	Level
PERKEY	2		3
perluts	44		3
PERMULTI	B	40	3
PERORGS	5C		3
PERORIG	5E		3
PERREC	0		1
PERRGTAB	40		3
PERTIME	3B		3
PERTYPE	E		3
PERUSER	2D		3
PERVAR	5E		2
PERVERS	A		3

## RCLOP - Restart and clean up options record

Name : DCLRCLOP

Function:

This segment declares the layout of the restart and clean up options record.

Offsets					
Dec	Hex	Type	Len	Name (Dim)	Description
0	(0)	STRUCTURE	116	RCLOP	RCLOPTS
0	(0)	CHARACTER	4	RCO_EYE	EYE CATCHER
4	(4)	SIGNED	4	RCO_SP	SUBPOOL USE BY STORAGE MACRO
8	(8)	CHARACTER	8	RCO_PROTDSMBR	DSNPROT: MEMBER NAME CONTAINING THE PROTECTED DSN LIST
16	(10)	ADDRESS	4	RCO_PROTDSNP	POINTER TO PROTECTED DSN LIST
20	(14)	CHARACTER	8	RCO_PROTDDMBR	DDPROT: MEMBER NAME CONTAINING THE PROTECTED DD LIST
28	(1C)	ADDRESS	4	RCO_PROTDDNP	POINTER TO PROTECTED DD LIST
32	(20)	ADDRESS	4	RCO_NORESTP	DDNOREST: POINTER TO THE LIST OF DDNAMES THAT MAKE THE STEP NON-RESTARTABLE
36	(24)	ADDRESS	4	RCO_NEVEXP	DDNEVER: POINTER TO THE LIST OF DDNAMES THAT MAKE THE STEP NEVER EXECUTABLE
40	(28)	ADDRESS	4	RCO_ALWAYS	DDALWAYS: POINTER TO THE LIST OF DDNAMES THAT MAKE THE STEP ALWAYS RE-EXECUTABLE
44	(2C)	CHARACTER	8	RCO_DSDEST	DSTDEST: DESTINATION
52	(34)	CHARACTER	5	RCO_CLJOBNA	CLNJOBNM: PREFIX TO BE USED TO GENERATE THE NAME OF THE CLEAN UP JOB

Offsets					
Dec	Hex	Type	Len	Name (Dim)	Description
57	(39)	CHARACTER	1	RCO_USERSYS	USERSYS: HANDLE USER SYSOUT FLAG
58	(3A)	CHARACTER	1	RCO_RMMACTIVE	RMM: Y N RMM ACTIVE
59	(3B)	CHARACTER	1	RCO_STEPRESChk	STEPRESCHK YES (default) NO
60	(3C)	ADDRESS	4	RCO_SAVPROTDD	POINTER TO DD PROTLIST (MAJOR SHOULD FREE)
64	(40)	ADDRESS	4	RCO_SAVPROTDS	POINTER TO DS PROTLIST (MAJOR SHOULD FREE)
68	(44)	ADDRESS	4	RCO_JCCCLTAB	POINTER TO JES CLASS TAB
72	(48)	SIGNED	4	*	RESERVED
76	(4C)	CHARACTER	40	RCO_JOBINFO	WHAT FOLLOWS JOB IN JOB CARD

Offsets					
Dec	Hex	Type	Len	Name (Dim)	Description
0	(0)	STRUCTURE	100	RCO_EXTRA	EXTRA AREA
0	(0)	CHARACTER	44	RCO_STEPLIB	EQQCLEAR STEPLIB
44	(2C)	CHARACTER	8	RCO_SKIPMEM	SKIPINCLULDE MEMBER NAME
52	(34)	ADDRESS	4	RCO_SKIPMEMP	POINTER TO SKIP INCLUDE LIST
56	(38)	CHARACTER	1	RCO_IMMLOGIC	B = BEST, A = AR STEP
57	(39)	CHARACTER	1	RCO_GDGSIMAUTO	Y/N
58	(3A)	CHARACTER	8	RCO_DYMMYLAST	DUMMY LAST STEP
66	(42)	CHARACTER	1	RCO_GDGPROT	GDG PROTECTION LOCK
67	(43)	CHARACTER	1	RCO_JLOG	E = ON ERROR, D = ON DEMAND (DEFAULT)
68	(44)	CHARACTER	1	RCO_JOPI	E = ON ERROR, D = ON DEMAND (DEFAULT)
69	(45)	CHARACTER	31	*	FREE

Offsets					
Dec	Hex	Type	Len	Name (Dim)	Description
0	(0)	STRUCTURE	*	RCO_SKIPEL	SKIPINCL NAME LIST
0	(0)	CHARACTER	10	RCO_SKIPFIX	FIXED PART
0	(0)	CHARACTER	4	RCO_SKIPEYE	EYE CATCHER = RSKI
4	(4)	SIGNED	4	RCO_SKIPTSZ	TOTAL SIZE OF AREA
8	(8)	SIGNED	2	RCO_SKIPCTR	COUNT OF ARRAY ELEMENTS
10	(A)	CHARACTER	8	RCO_SKIPVAR(*)	VARIABLE PART
10	(A)	CHARACTER	8	RCO_SKIPNAME	PROTECTED DSNAME

Offsets					
Dec	Hex	Type	Len	Name (Dim)	Description
0	(0)	STRUCTURE	*	RCO_PROTDSN	PROTECTED DSN LIST
0	(0)	CHARACTER	10	RCO_PRDSFIX	FIXED PART
0	(0)	CHARACTER	4	RCO_PRDSEYE	EYE CATCHER
4	(4)	SIGNED	4	RCO_PRDSTSZ	TOTAL SIZE OF AREA
8	(8)	SIGNED	2	RCO_PRDSCTR	COUNT OF ARRAY ELEMENTS
10	(A)	CHARACTER	44	RCO_PRDSVAR(*)	VARIABLE PART
10	(A)	CHARACTER	44	RCO_PRDSNAME	PROTECTED DSNAME

Offsets					
Dec	Hex	Type	Len	Name (Dim)	Description
0	(0)	STRUCTURE	*	RCO_PROTDDN	PROTECTED DDN LIST
0	(0)	CHARACTER	10	RCO_PRDDFIX	FIXED PART
0	(0)	CHARACTER	4	RCO_PRDDEYE	EYE CATCHER
4	(4)	SIGNED	4	RCO_PRDDTSZ	TOTAL SIZE OF AREA
8	(8)	SIGNED	2	RCO_PRDDCTR	COUNT OF ARRAY ELEMENTS
10	(A)	CHARACTER	8	RCO_PRDDVAR(*)	VARIABLE PART
10	(A)	CHARACTER	8	RCO_PRDDNAME	PROTECTED DDNAME

Offsets					
Dec	Hex	Type	Len	Name (Dim)	Description
0	(0)	STRUCTURE	*	RCO_NOREST	POINTER TO THE LIST OF DDNAMES THAT MAKE THE STEP NON-RESTARTABLE
0	(0)	CHARACTER	10	RCO_NORSFIX	FIXED PART
0	(0)	CHARACTER	4	RCO_NORSEYE	EYE CATCHER
4	(4)	SIGNED	4	RCO_NORSTSZ	TOTAL SIZE OF AREA
8	(8)	SIGNED	2	RCO_NORSCTR	COUNT OF ARRAY ELEMENTS
10	(A)	CHARACTER	8	RCO_NORSVAR(*)	VARIABLE PART
10	(A)	CHARACTER	8	RCO_NORSDDN	DDNAME

Offsets					
Dec	Hex	Type	Len	Name (Dim)	Description
0	(0)	STRUCTURE	*	RCO_NEVEX	POINTER TO THE LIST OF DDNAMES THAT MAKE THE STEP NEVER EXECUTABLE
0	(0)	CHARACTER	10	RCO_NEVEXFIX	FIXED PART
0	(0)	CHARACTER	4	RCO_NEVEXEYE	EYE CATCHER
4	(4)	SIGNED	4	RCO_NEVEXTSZ	TOTAL SIZE OF AREA
8	(8)	SIGNED	2	RCO_NEVEXCTR	COUNT OF ARRAY ELEMENTS
10	(A)	CHARACTER	8	RCO_NEVEXVAR(*)	VARIABLE PART
10	(A)	CHARACTER	8	RCO_NEVEXDDN	DDNAME

Offsets					
Dec	Hex	Type	Len	Name (Dim)	Description
0	(0)	STRUCTURE	*	RCO_ALWAYS	POINTER TO THE LIST OF DDNAMES THAT MAKE THE STEP ALWAYS RE-EXECUTABLE
0	(0)	CHARACTER	10	RCO_ALWYFIX	FIXED PART
0	(0)	CHARACTER	4	RCO_ALWYEYE	EYE CATCHER
4	(4)	SIGNED	4	RCO_ALWYTSZ	TOTAL SIZE OF AREA
8	(8)	SIGNED	2	RCO_ALWYCTR	COUNT OF ARRAY ELEMENTS
10	(A)	CHARACTER	8	RCO_ALWYVAR(*)	VARIABLE PART
10	(A)	CHARACTER	8	RCO_ALWYDDN	DDNAME

Offsets					
Dec	Hex	Type	Len	Name (Dim)	Description
0	(0)	STRUCTURE	*	RCO_JESDST	POINTER TO THE LIST OF DESTINATIONS AND JES CL
0	(0)	CHARACTER	16	RCO_CLTABLE	COMMON PART
0	(0)	SIGNED	4	RCO_LISTCNT	COUNTER OF TABLE ENTRIES
4	(4)	SIGNED	4	RCO_TABLEN	LENGTH OF THE TABLE
8	(8)	CHARACTER	8	*	RESERVED

Offsets					
Dec	Hex	Type	Len	Name (Dim)	Description
16	(10)	CHARACTER	16	RCO_CLASTAB(*)	CLASS VAR TABLE
16	(10)	CHARACTER	8	RCO_TRKDEST	TRACKER DESTINATION
24	(18)	CHARACTER	1	RCO_JESCLAS	JES CLASS FOR OUTPUT
25	(19)	CHARACTER	7	*	RESERVED

## Cross reference

Name	Hex Offset	Hex Value	Level
RCLOP	0		1
RCO_ALWAYS	0		1
RCO_ALWAYSSP	28		2
RCO_ALWYCTR	8		3
RCO_ALWYDDN	A		3
RCO_ALWYEYE	0		3
RCO_ALWYFIX	0		2
RCO_ALWYTSZ	4		3
RCO_ALWYVAR	A		2
RCO_CLASTAB	10		2
RCO_CLJOBNA	34		2
RCO_CLTABLE	0		2
RCO_DSDEST	2C		2
RCO_DUMMYLAST	3A		2
RCO_EXTRA	0		2
RCO_EYE	0		2
RCO_GDGPROT	42		2
RCO_GDGSIMAUTO	39		2
RCO_IMMLOGIC	38		2
RCO_JCCCLTAB	44		2
RCO_JESCLASS	18		3
RCO_JESDST	0		1
RCO_JLOG	43		2
RCO_JOBINFO	4C		2
RCO_JOPI	44		2
RCO_LISTCNT	0		3
RCO_NEVEX	0		1
RCO_NEVEXCTR	8		3
RCO_NEVEXDDN	A		3
RCO_NEVEXEYE	0		3
RCO_NEVEXFIX	0		2
RCO_NEVEXP	24		2
RCO_NEVEXTSZ	4		3

Name	Hex Offset	Hex Value	Level
RCO_NEVEXVAR	A		2
RCO_NOREST	0		1
RCO_NORESTP	20		2
RCO_NORSCTR	8		3
RCO_NORSDDN	A		3
RCO_NORSEYE	0		3
RCO_NORSFIX	0		2
RCO_NORSTSZ	4		3
RCO_NORSVAR	A		2
RCO_PRDDCTR	8		3
RCO_PRDDEYE	0		3
RCO_PRDDFIX	0		2
RCO_PRDDNAME	A		3
RCO_PRDDTSZ	4		3
RCO_PRDDVAR	A		2
RCO_PRDSCTR	8		3
RCO_PRDSEYE	0		3
RCO_PRDSFIX	0		2
RCO_PRDSNAME	A		3
RCO_PRDSTSZ	4		3
RCO_PRDSVAR	A		2
RCO_PROTDDMBR	14		2
RCO_PROTDDN	0		1
RCO_PROTDDNP	1C		2
RCO_PROTDSMBR	8		2
RCO_PROTDSN	0		1
RCO_PROTDSNP	10		2
RCO_RMMACTIVE	3A		2
RCO_SAVPROTDD	3C		2
RCO_SAVPROTDS	40		2
RCO_SP	4		2
RCO_STEPRESCHK	3B		2
RCO_TABLEN	4		3
RCO_TRKDEST	10		3
RCO_USERSYS	39		2

---

## REL - Job release record

Name : DCLREL

Function:

This segment declares the layout of a release record in a submit release data set

Offsets					
Dec	Hex	Type	Len	Name (Dim)	Description
0	(0)	STRUCTURE	80	REL	RELEASE RECORD
0	(0)	CHARACTER	8	RELJOBNM	JOB NAME
8	(8)	CHARACTER	8	RELJOBID	JOB ID
16	(10)	CHARACTER	16	RELADID	APPLICATION NAME
32	(20)	CHARACTER	10	RELOPIA	OPERATION INPUT ARRIVAL
42	(2A)	SIGNED	2	RELOPNUM	OPERATION NUMBER
44	(2C)	CHARACTER	4	RELWSID	WORK STATION NAME
48	(30)	SIGNED	4	RELRETRY	NUMBER OF RELEASE RETRIES
52	(34)	CHARACTER	28	RELSPARE	SPARE

## Cross reference

Name	Hex Offset	Hex Value	Level
REL	0		1
RELADID	10		2
RELJOBID	8		2
RELJOBNM	0		2
RELOPIA	20		2
RELOPNUM	2A		2
RELRETRY	30		2
RELSPARE	34		2
RELWSID	2C		2

---

## RNGRP - rungroup

Name: DCLRNGRP

Offsets					
Dec	Hex	Type	Len	Name (Dim)	Description
0	(0)	STRUCTURE	*	rungrgroup	

Fixed part of common data

Offsets					
Dec	Hex	Type	Len	Name (Dim)	Description
0	(0)	CHARACTER	180	rungrcom	
0	(0)	CHARACTER	2	rungrtype	used by IO routines '08'
2	(2)	CHARACTER	8	rungrkey	key of the record
2	(2)	CHARACTER	8	rungrid	run cycle group id
10	(A)	UNSIGNED	1	rungrver	version number
11	(B)	BITSTRING	1	rungrflags	flags
		1... ....		rungrcaldef	work bit, off in DB

Offsets					
Dec	Hex	Type	Len	Name (Dim)	Description
		.111 1111		*	reserved
12	(C)	CHARACTER	4	rungriat	default ia time (opt)
16	(10)	CHARACTER	16	rungrjvtab	default group jv table (opt)
32	(20)	CHARACTER	16	rungrcal	default group calendar (opt)
48	(30)	CHARACTER	50	rungrdesc	run cycle group description
98	(62)	CHARACTER	8	rungrluser	lastupdate user-id
106	(6A)	CHARACTER	6	rungrldate	last update date
112	(70)	CHARACTER	4	rungrltime	last update time
116	(74)	SIGNED	4	rungrunc	total number of runcycles
120	(78)	SIGNED	4	rungrfrun	offset to first runcycle
124	(7C)	CHARACTER	8	rungrluts	lastupdate timestamp
132	(84)	CHARACTER	16	rungrowner	owner
148	(94)	CHARACTER	6	rungrdead	default deadline
148	(94)	CHARACTER	2	rungrday	deadline day rel. to start
150	(96)	CHARACTER	4	rungrtime	deadline time
154	(9A)	CHARACTER	26	*	reserved
180	(B4)	CHARACTER	*	rungrvar	variable length section

Offsets					
Dec	Hex	Type	Len	Name (Dim)	Description
0	(0)	STRUCTURE	156	runcycle	

#### run cycle definition

Offsets					
Dec	Hex	Type	Len	Name (Dim)	Description
0	(0)	SIGNED	4	runrun	offset to next runcycle
4	(4)	SIGNED	2	runcycle	run cycle number
6	(6)	CHARACTER	8	runname	period name, rule name
14	(E)	CHARACTER	4	*	reserved
18	(12)	UNSIGNED	1	runrule	free day rule
19	(13)	CHARACTER	1	runtype	run cycle type
20	(14)	CHARACTER	6	runfrom	run cycle valid from
26	(1A)	CHARACTER	6	runout	run cycle not valid from
32	(20)	CHARACTER	50	rundesc	run cycle description
82	(52)	CHARACTER	4	runiatime	input arrival time
86	(56)	CHARACTER	16	runjvtab	jcl var table name
102	(66)	SIGNED	2	runrulelen	rule definition length
104	(68)	CHARACTER	4	runeveryrr	EVERY repeat range
108	(6C)	CHARACTER	4	runeveryet	EVERY end time
112	(70)	CHARACTER	8	runsetid	run cycle set identifier
120	(78)	CHARACTER	16	runcalendar	run cycle secondary calendar
136	(88)	CHARACTER	6	rundead	deadline
136	(88)	CHARACTER	2	rundday	deadline day rel. to start
138	(8A)	CHARACTER	4	rundtime	deadline time
142	(8E)	CHARACTER	14	*	free
156	(9C)	CHARACTER		runend	

Offsets					
Dec	Hex	Type	Len	Name (Dim)	Description
0	(0)	STRUCTURE	*	runrdefseg	rule definition segment
0	(0)	CHARACTER	*	runrdef	rule definition value



## Cross reference

Name	Hex Offset	Hex Value	Level
runcalendar	78		2
runcycle	0		1
runcycle	4		2
runday	88		3
rundead	88		2
rundesc	20		2
rundtime	8A		3
runend	9C		2
runeveryet	6C		2
runeveryrr	68		2
runfrom	14		2
rungrcal	20		3
rungrcaldef	B	80	4
rungrcom	0		2
rungrday	94		4
rungrdead	94		3
rungrdesc	30		3
rungrflags	B		3
rungrfrun	78		3
rungriat	C		3
rungrid	2		4
rungrjvtab	10		3
rungrkey	2		3
rungrldate	6A		3
rungrltime	70		3
rungrluser	62		3
rungrluts	7C		3
rungroup	0		1
rungrowner	84		3
rungrunc	74		3
rungrtime	96		4
rungrtype	0		3
rungrvar	B4		2
rungrver	A		3
runiatime	52		2
runjvtab	56		2
runname	6		2
runrun	0		2

Name	Hex Offset	Hex Value	Level
runout	1A		2
runrdef	0		2
runrdefseg	0		1
runrule	12		2
runrulelen	66		2
runsetid	70		2
runtype	13		2

## RSR - Special resource record

Name : DCLRSR

Function:

Resource Class Data Description Declare. This segment describes the main key of a resource data instance, as well as defining the actual data objects contained for this key. This mapping applies to the RD data set records, the CX data sets, and for resource data in storage.

### Offsets

Dec	Hex	Type	Len	Name (Dim)	Description
0	(0)	STRUCTURE	44	RSU	
0	(0)	ADDRESS	4	RSUNEXT	ADDRESS TO NEXT ENTRY   0
4	(4)	CHARACTER	4	RSUEYE	ID
8	(8)	CHARACTER	2	RSUVER	VERSION NUMBER
10	(A)	CHARACTER	2	*	RESERVED
12	(C)	CHARACTER	4	RSUOPER	CP OPERATION ID
12	(C)	UNSIGNED	3	RSUOCC	OCCURRENCE ID
15	(F)	UNSIGNED	1	RSUOP	OPERATION ID
16	(10)	CHARACTER	1	RSUALCTYPE	ALLOCATE TYPE (X/S)
17	(11)	CHARACTER	11	*	RESERVED
28	(1C)	CHARACTER	4	RSUWS	WORK STATION
32	(20)	SIGNED	4	RSUALCNUM	AMOUNT ALLOCATED
36	(24)	CHARACTER	8	RSUJOBN	JOBNAME
44	(2C)	CHARACTER		RSUEND	END

OPERATIONS WAITING FOR RESOURCE ALLOCATION ADDRESSED VIA QRSPLNWAIT (SEE DCLQRS)

### Offsets

Dec	Hex	Type	Len	Name (Dim)	Description
0	(0)	STRUCTURE	44	RSW	
0	(0)	ADDRESS	4	RSWNEXT	ADDRESS TO NEXT ENTRY   0
4	(4)	CHARACTER	4	RSWEYE	ID
8	(8)	CHARACTER	2	RSWVER	VERSION NUMBER
10	(A)	BITSTRING	1	RSWFLAGS	FLAG BYTE
		1... ....		RSWCONTTIE	CONTENTION MESSAGE TIE BUILD
		.1.. ....		RSWCHANGED	RESOURCE WAS UPDATED
		..11 1111		*	RESERVED
11	(B)	CHARACTER	1	*	RESERVED
12	(C)	CHARACTER	4	RSWOPER	CP OPERATION KEY
12	(C)	UNSIGNED	3	RSWOCC	OCCURRENCE ID

**Offsets**

Dec	Hex	Type	Len	Name (Dim)	Description
15	(F)	UNSIGNED	1	RSWOP	OPERATION ID
16	(10)	CHARACTER	1	RSWALCTYPE	ALLOCATE TYPE (X/S)
17	(11)	CHARACTER	11	*	RESERVED
28	(1C)	CHARACTER	4	RSWWS	WORK STATION
32	(20)	SIGNED	4	RSWALCNUM	AMOUNT TO ALLOCATE
36	(24)	CHARACTER	8	RSWALCTIME	TIME PUT ON WAIT Q (TOD)
44	(2C)	CHARACTER		RSWEND	END

DIALOG RESOURCE LIST EXTENSION THE EXTENSION IS APPENDED TO THE RS MAIN BODY DURING A GS LIST REQUEST.

**Offsets**

Dec	Hex	Type	Len	Name (Dim)	Description
0	(0)	STRUCTURE	72	RSL	DIALOG LIST EXTENTION
0	(0)	SIGNED	4	RSLXUSE	CURRENT USED EXCLUSIVE
4	(4)	SIGNED	4	RSLSUSE	CURRENT USED SHARED
8	(8)	SIGNED	4	RSLWAITR	RESERVED
12	(C)	SIGNED	4	*	WAITING REASON (SEE DCLQDRSN)
16	(10)	CHARACTER	1	RSLWQF	ELEMENTS ON WAIT QUEUE (Y/N)
17	(11)	CHARACTER	1	RSLXALL	ANY CURRENT ALL X
18	(12)	CHARACTER	1	RSLSALL	S
19	(13)	CHARACTER	5	*	RESERVED
24	(18)	CHARACTER	48	RSLCURIVL	CURRENT INTERVAL
72	(48)	CHARACTER		RSELEND	END

DIALOG IN USE LIST AND WAITING QUEUE MAPPING. USED FOR DIALOG REQUESTS WITH RESOURCE CODE RESESWQ & RESRSUL.

**Offsets**

Dec	Hex	Type	Len	Name (Dim)	Description
0	(0)	STRUCTURE	72	RSD	
0	(0)	CHARACTER	28	RSDKEY	CP KEY
0	(0)	CHARACTER	16	RSDOCC	OCC ID
16	(10)	CHARACTER	6	RSDOCCIAD	OCC INPUT ARRIVAL DATE
22	(16)	CHARACTER	4	RSDOCCIAT	OCC INPUT ARRIVAL TIME
26	(1A)	SIGNED	2	RSDOPNO	OPERATION NUMBER
28	(1C)	CHARACTER	4	RSDWS	WORK STATION
32	(20)	CHARACTER	8	RSDJOBNAME	JOBNAME
40	(28)	CHARACTER	6	RSDOPSTD	OPERATION START/L.OUT DATE
46	(2E)	CHARACTER	4	RSDOPSTT	OPERATION START/L.OUT TIME
50	(32)	SIGNED	4	RSDOCCNO	OCCURRENCE NUMBER
54	(36)	SIGNED	4	RSDALCNUM	AMOUNT ALLOCATED
58	(3A)	SIGNED	2	RSDPRIO	PRIORITY
60	(3C)	SIGNED	2	RSDDUR	DURATION
62	(3E)	CHARACTER	1	RSDALCTYPE	ALLOCATION TYPE
63	(3F)	CHARACTER	1	RSDSTAT	STATUS
64	(40)	SIGNED	4	RSDWRSN	REASON FOR WAIT
68	(44)	CHARACTER	1	RSDIAFLAG	FLAGS
		1... ..		RSDINUSEL	IN-USE LIST
69	(45)	CHARACTER	3	*	RESERVED
72	(48)	CHARACTER		RSDEND	END

RESOURCE INSTANCE DESCRIPTION. KEY FIELDS ARE DEFINED HERE. WHEN LOCATED IN THE RS-DATASPACE THE RECORD IS ADDRESSABLE VIA QRSPLNIX (SEE DCLQRS).

Offsets					
Dec	Hex	Type	Len	Name (Dim)	Description
0	(0)	STRUCTURE	216	RS	RESOURCE INSTANCE STRUCTURE
0	(0)	CHARACTER	64	RSKEY	KEY STRUCTURE
0	(0)	CHARACTER	2	RSID	USED BY FOR IO METHODS
2	(2)	CHARACTER	44	RSNAME	PLAN INSTANCE KEY
46	(2E)	CHARACTER	16	*	RESERVED FOR ADDITIONAL KEY FIELDS
OBJECT HEADER. CONTAINS THE INDEX ID OF THE RESOURCE AS WELL AS COMMON RESOURCE DATA.					
NOTE: THE OBJECT HEADER IS NOT POSSIBLE TO UPDATE IN DIALOG CODE.					
64	(40)	CHARACTER	12	RSOBJDESC	OBJECT HEADER STRUCTURE
64	(40)	SIGNED	4	*	RESERVED
68	(44)	SIGNED	4	RSOBJIDX	RESOURCE INDEX NUMBER
72	(48)	BITSTRING	1	RSOFLAGS	FLAG BYTE
		1... ..		RSOUPDATE	RECORD UPDATED (IN DSPC ONLY)
		.1.. ....		RSOCONERR	ON ERROR MODIFIED IN CX
		..1. ....		RSOCUSEDFOR	USED FOR CHANGED IN CX
		...1 ....		RSOCDEFWSC	DEFAULT WSC CHANGED IN CX
		.... 1..		RSODYNADD	DYNADDED RESOURCE
		.... .111		*	RESERVED
73	(49)	CHARACTER	1	RSORODMA	RODM STATUS, AVAILABILITY
74	(4A)	CHARACTER	1	RSORODMQ	QUANTITY
75	(4B)	CHARACTER	1	RSORODMD	DEVIATION
REST OF MAIN RS BODY.					
76	(4C)	CHARACTER	4	RSEYE	RECORD ID
80	(50)	SIGNED	4	RSVER	RECORD VERSION
84	(54)	CHARACTER	8	RSLUSER	LAST UPDATING USER in RD
92	(5C)	CHARACTER	8	RSGROUP	GROUP ID
100	(64)	CHARACTER	6	RSLUDATE	DATE OF LAST UPDATE in RD
106	(6A)	CHARACTER	4	RSLUTIME	TIME OF LAST UPDATE IN RD
110	(6E)	CHARACTER	2	RSONERROR	ON ERROR OPTION: F=FREE FX=FREE IF EXCLUSIVE FS=FREE IF SHARED K=KEEP <BLANK>=USE DEFAULTS
112	(70)	SIGNED	4	RSDEVIATION	DEVIATION OF ABOVE (MAX)
116	(74)	CHARACTER	46	RSDESC	RESOURCE DESCRIPTION
162	(A2)	CHARACTER	6	RSLUDATECP	DATE OF LAST UPD in CP
168	(A8)	CHARACTER	4	RSLUTIMECP	TIME OF LAST UPD IN CP
				2 CHAR(2) , RESERVED	
172	(AC)	SIGNED	4	RSGQUANT	GLOBAL (OVERRIDE) QUANTITY
176	(B0)	CHARACTER	1	RSGAVAIL	GLOBAL (OVERRIDE) AVAILABILITY
177	(B1)	CHARACTER	1	RSELAVAIL	AVAIL FILTER
NEXT HAD TO BE MOVED DUE TO CONFLICT WITH V2 ENH. WITH FLAG XB					
178	(B2)	CHARACTER	8	RSRLUTS	LAST UPDATE TIMESTAMP
186	(BA)	CHARACTER	8	RSLUSERCP	LAST UPDATING USER IN CP
194	(C2)	CHARACTER	1	RSHIPER	DLF RESOURCE, Y OR N
195	(C3)	CHARACTER	1	RSUSEDFOR	USED FOR (N P C B)
196	(C4)	CHARACTER	1	RSELWAIT	WAIT FILTER
197	(C5)	CHARACTER	1	RSELALCS	ALLOCATED FILTER

Offsets					
Dec	Hex	Type	Len	Name (Dim)	Description
198	(C6)	CHARACTER	1	RSONCOMPLETE	ON COMPLETE OPTION: Y=SET TO YES N=SET TO NO R=RESET <BLANK>=USE DEFAULTS
199	(C7)	CHARACTER	1	RSLASTMODTYPE	LAST UPDATE OF GLOBAL AVAILABILITY DUE TO:  E = EVENT APPLIED M = MAX LIMIT L = LIFESPAN TIE C = ON COMPLETE ACTION <BLANK> = OTHER
200	(C8)	SIGNED	4	RSIVLNUM	NUMBER OF INTERVALS
204	(CC)	SIGNED	4	RSIVLOFF	OFFSET
208	(D0)	SIGNED	4	RSIVLCUR	CURRENT INTERVAL
212	(D4)	SIGNED	4	RSIVLDOFF	RESERVED
216	(D8)	SIGNED	4	RSUSAGECOUNTER	USAGE COUNTER: INCREASED BY 1 EACH TIME A JOB ALLOCATES THE SR. RESET TO 0 WHEN MAX USAGE LIMIT IS EXCEEDED.
220	(DC)	SIGNED	4	RSMAXUSAGELIMIT	MAX USAGE LIMIT: 0 = DO NOT USE COUNTERS (THIS IS THE DEFAULT)
224	(E0)	CHARACTER	1	RSMAXUSAGETYPE	MAX USAGE TYPE: Y = SET TO YES N = SET TO NO <BLANK> = RESET TO BLANK
225	(E1)	CHARACTER	1	RSTIELIFEACT	S TIE ACTION
226	(E2)	CHARACTER	10	RSTIELIFEDAT	S TIE DATE AND TIME
236	(EC)	CHARACTER	4	*	FREE
240	(F0)	CHARACTER		RESEND	END OF OBJECT HEADER

INTERVAL DESCRIPTION ARRAY

Offsets					
Dec	Hex	Type	Len	Name (Dim)	Description
0	(0)	STRUCTURE	48	RSIVL (*)	INTERVAL
0	(0)	SIGNED	4	RSIDAY	DATE
4	(4)	CHARACTER	6	RSIDATE	DATE
10	(A)	CHARACTER	2	*	RESERVED
12	(C)	CHARACTER	4	RSIFTIME	FROM TIME
16	(10)	CHARACTER	4	RSITTIME	TO TIME
20	(14)	SIGNED	4	RSIQUANT	MAX TO ALLOCATE
24	(18)	SIGNED	4	RSIQUANTD	MAX TO ALLOCATE (PLAN)
28	(1C)	SIGNED	4	RSIWSCNUM	NUMBER OF CONNECTED WS
32	(20)	CHARACTER	1	RSIAVAIL	AVAILABLE (Y/N)
33	(21)	CHARACTER	1	RSIAVAILD	AVAILABLE (Y/N) (PLAN)
34	(22)	CHARACTER	1	*	RESERVED
35	(23)	BITSTRING	1	RSIFLAGS	FLAG BYTE
		1... ....		RSIMODIFY	CHANGED IN DIALOG

Offsets					
Dec	Hex	Type	Len	Name (Dim)	Description
		.111 1111		*	RESERVED
36	(24)	SIGNED	4	RSIWSOFF	WS OFFSET
40	(28)	CHARACTER	8	*	RESERVED
48	(30)	CHARACTER		RSIEND	END
				INTERVAL DATA	

Offsets					
Dec	Hex	Type	Len	Name (Dim)	Description
0	(0)	STRUCTURE	96	RSIVLDATA	
0	(0)	SIGNED	4	RSIMAXUSED	MAXIMUM CONCURRENT ALLOCATED
4	(4)	SIGNED	4	RSINOWUSES	CURRENTLY USED SHARED
8	(8)	SIGNED	4	RSINOWUSEX	CURRENTLY USED EXCLUSIVE
12	(C)	SIGNED	4	RSINOWALLX	CURRENT ALLOC ALL X
16	(10)	SIGNED	4	RSINOWALLS	CURRENT ALLOC ALL SHARED
20	(14)	SIGNED	4	RSIALCTIME	TIME ALLOCATED
24	(18)	SIGNED	4	RSIWAITTIME	TIME WAITING
28	(1C)	SIGNED	4	RSIUAVATIME	TIME UNAVAILABLE
32	(20)	SIGNED	4	RSIALCFAIL	ALLOCATION FAILIURES
36	(24)	SIGNED	4	RSICONFAIL	WS CONNECT FAILURES (DP ONLY)
40	(28)	SIGNED	4	RSIMADEUA	MADE UNAVAILABLE TIMESTAMP
44	(2C)	SIGNED	4	RSIALCST	ALLOCATION STARTED
48	(30)	SIGNED	4	RSIWAITST	WAIT STARTED
52	(34)	SIGNED	4	RSISTTIME	START TIME OF RSID BLOCK
56	(38)	SIGNED	4	RSIENDTIME	END TIME OF THIS IVLD BLOCK
60	(3C)	CHARACTER	10	RSISTTIMEC	START DATE & TIME IN CHAR
60	(3C)	CHARACTER	6	RSISTTIMEC_D	DATE
66	(42)	CHARACTER	4	RSISTTIMEC_T	TIME
70	(46)	CHARACTER	10	*	RESERVED
80	(50)	SIGNED	4	*(4)	RESERVED
96	(60)	CHARACTER		RSIDEND	END
				WORKSTATION CONNECT ARRAY (ONE FOR EACH IVL).	

Offsets					
Dec	Hex	Type	Len	Name (Dim)	Description
0	(0)	STRUCTURE	8	RSCONWS (*)	
0	(0)	CHARACTER	4	RSCWSDNAME	WORK STATION NAME
4	(4)	CHARACTER	4	*	RESERVED
8	(8)	CHARACTER		RSCEND	END

## Cross reference

Name	Hex Offset	Hex Value	Level
RS	0		1
RSCEND	8		2
RSCONWS	0		1
RSCWSDNAME	0		2
RSDESC	74		2

Name	Hex Offset	Hex Value	Level
RSDEVIATION	70		2
RSEND	F0		2
RSEYE	4C		2
RSGAVAIL	B0		2
RSGQUANT	AC		2
RSGROUP	5C		2
RSHIPER	C2		2
RSIALCFAIL	20		2
RSIALCST	2C		2
RSIALCTIME	14		2
RSIAVAIL	20		2
RSIAVAILD	21		2
RSICONFAIL	24		2
RSID	0		3
RSIDATE	4		2
RSIDAY	0		2
RSIDEND	60		2
RSIEND	30		2
RSIENDTIME	38		2
RSIFLAGS	23		2
RSIFTIME	C		2
RSIMADEUA	28		2
RSIMAXUSED	0		2
RSIMODIFY	23	80	3
RSINOWALLS	10		2
RSINOWALLX	C		2
RSINOWUSES	4		2
RSINOWUSEX	8		2
RSIQUNT	14		2
RSIQUNTD	18		2
RSISTTIME	34		2
RSISTTIMEC	3C		2
RSISTTIMEC_D	3C		3
RSISTTIMEC_T	42		3
RSITTIME	10		2
RSIUAVATIME	1C		2
RSIVL	0		1
RSIVLCUR	D0		2
RSIVLDATA	0		1
RSIVLDOFF	D4		2
RSIVLNUM	C8		2

Name	Hex Offset	Hex Value	Level
RSIVLOFF	CC		2
RSIWAITST	30		2
RSIWAITTIME	18		2
RSIWSCNUM	1C		2
RSIWSOFF	24		2
RSKEY	0		2
RSLASTMODETYPE	C7		2
RSLUDATE	64		2
RSLUDATECP	A2		2
RSLUSER	54		2
RSLUSERCP	BA		2
RSLUTIME	6A		2
RSLUTIMECP	A8		2
RSMAXUSAGELIMIT	DC		2
RSMAXUSAGETYPE	E0		2
RSNAME	2		3
RSOBJDESC	40		2
RSOBJIDX	44		3
RSOCDEFWSC	48	10	4
RSOCONERR	48	40	4
RSOCUSEDFOR	48	20	4
RSODYNADD	48	08	4
RSOFLAGS	48		3
RSONCOMPLETE	C6		2
RSONERROR	6E		2
RSORODMA	49		3
RSORODMD	4B		3
RSORODMQ	4A		3
RSOUPDATE	48	80	4
RSRLUTS	B2		2
RSSELALCS	C5		2
RSSELAVAIL	B1		2
RSSELWAIT	C4		2
RSTIELIFEACT	E1		2
RSTIELIFEDAT	E2		2
RSUSAGECOUNTER	D8		2
RSUSEDFOR	C3		2
RSVER	50		2
RSW	0		1
RSWALCNUM	20		2
RSWALCTIME	24		2



Name	Hex Offset	Hex Value	Level
RSWALCTYPE	10		2
RSWCHANGED	A	40	3
RSWCONTTIE	A	80	3
RSWEND	2C		2
RSWEYE	4		2
RSWFLAGS	A		2
RSWNEXT	0		2
RSWOCC	C		3
RSWOP	F		3
RSWOPER	C		2
RSWVER	8		2
RSWWS	1C		2

## RSRR - Special resource report record

Name : DCLRSRR

Function:

This segment maps the special resource report records in the EQQCXDS.

Offsets					
Dec	Hex	Type	Len	Name (Dim)	Description
0	(0)	STRUCTURE	136	RSR	RESOURCE INSTANCE STRUCTURE
0	(0)	CHARACTER	64	RSRKEY	KEY STRUCTURE
0	(0)	CHARACTER	2	RSRID	USED BY FOR IO METHODS
2	(2)	CHARACTER	44	RSRNAME	PLAN INSTANCE KEY
46	(2E)	CHARACTER	10	RSRFROM	REPORT INTERVAL START
46	(2E)	CHARACTER	6	RSRDATE	DATE
52	(34)	CHARACTER	4	RSRTIME	TIME
56	(38)	CHARACTER	6	*	RESERVED FOR ADDITIONAL KEY ...FIELDS
64	(40)	BITSTRING	1	RSRFLAGS	
		1... ..		RSRDYNADD	ON - DYNADDED
		.1.. ..		RSRUPDCON	ON - UPDATED BY CONTROLLER
		..11 1111		*	SPARE
65	(41)	CHARACTER	3	*	SPARE
68	(44)	CHARACTER	4	RSREYEC	EYE CATCHER
72	(48)	SIGNED	4	RSRVERSION	VERSION NUMBER
76	(4C)	CHARACTER	10	RSRTO	IVL END
76	(4C)	CHARACTER	6	RSREDATE	DATE
82	(52)	CHARACTER	4	RSRETIME	TIME
86	(56)	CHARACTER	2	*	SPARE
88	(58)	CHARACTER	48	RSRPARTS	STATS SECTION
88	(58)	SIGNED	4	RSRMAXPLAN	MAXIMUM CONCURRENT PLAN
92	(5C)	SIGNED	4	RSRMAXUSED	MAXIMUM CONCURRENT ALLOCATED
96	(60)	SIGNED	4	RSRIDLETIME	SECONDS IDLE

Offsets					
Dec	Hex	Type	Len	Name (Dim)	Description
100	(64)	SIGNED	4	RSRWAITTIME	SECONDS WAITING
104	(68)	SIGNED	4	RSRAVAILTIME	SECONDS AVAILABLE
108	(6C)	SIGNED	4	RSRALCFAIL	ALLOCATION FAILURES
112	(70)	SIGNED	4	RSRCONFAIL	WS CONNECT FAILURES
116	(74)	SIGNED	4	* (4)	RESERVED
132	(84)	CHARACTER	1	RSRAVAIL	AVAILABLE (Y/N)
133	(85)	CHARACTER	3	*	RESERVED
136	(88)	CHARACTER		RSREND	END OF OBJECT HEADER

## Cross reference

Name	Hex Offset	Hex Value	Level
RSR	0		1
RSRALCFAIL	6C		3
RSRAVAIL	84		3
RSRAVAILTIME	68		3
RSRCONFAIL	70		3
RSRDATE	2E		4
RSRDYNADD	40	80	3
RSREDATE	4C		3
RSREND	88		2
RSRETIME	52		3
RSREYEC	44		2
RSRFLAGS	40		2
RSRFROM	2E		3
RSRID	0		3
RSRIDLETIME	60		3
RSRKEY	0		2
RSRMAXPLAN	58		3
RSRMAXUSED	5C		3
RSRNAME	2		3
RSRPARTS	58		2
RSRTIME	34		4
RSRTO	4C		2
RSRUPDCON	40	40	3
RSRVERSON	48		2
RSRWAITTIME	64		3

---

## SSX - Subsystem communication vector table extension

Name : DCLSSX

Function:

This segment maps the Subsystem Extension block (SSX) for the subsystem. The SSX IEFJSCVT control block is addressed via the SSCTSUSE pointer of the SSCT block mapped by the macro. In some cases there are two SSX blocks, the current, active SSX addressed via SSCTSUSE, and the old, inactive SSX addressed by SSCTSUS2. The SSX block is allocated inCSA (subpool 241) in key 0 storage. The SSX block is built by the EQQINIT module during Master Scheduler initialization, or by EQQMAJOR during subsystem initialization when the BUILSSX keyword has been specified. The active SSX block is freed and the inactive SSX is made active during EQQMAJOR termination when there is an inactive SSX.

Offsets					
Dec	Hex	Type	Len	Name (Dim)	Description
0	(0)	STRUCTURE	1664	SSX	ssvt extension block

SSX block identifier and code level

Offsets					
Dec	Hex	Type	Len	Name (Dim)	Description
0	(0)	CHARACTER	4	SSXDESC	block descriptor = 'SSX '
4	(4)	CHARACTER	10	SSXLEVEL	SSX block code level
4	(4)	CHARACTER	2	SSXVER	block mapping version
6	(6)	CHARACTER	8	SSXFMID	OPCESA tracker fmid
14	(E)	SIGNED	2	SSXSIZE	size of the SSX block

Status and option flags

Offsets							
Dec	Hex	Type	Len	Name (Dim)	Description		
16	(10)	BITSTRING	2	SSXFLAGS	subsystem status flags		
		1... ....		SSXJHOLD	1 holdjob(yes) requested		
		.1.. ....		SSXSTEPS	1 generate all step events		
		..1. ....		SSXJSUB	1 job submission active		
		...1 ....		SSXJCHLD	1 jcc wants held data		
		.... 1...		SSXETT	1 ett function active		
		.... .1..		SSXHGHC	1 use highest cc for a job		
		.... ..1.		SSXLSTCC	1 use last exec step's cc		
		.... ...1		SSXUHOLD	1 holdjob(user) requested		
		17		(11)	1... ....	SSXNZERO	1 gen only nzero cc step events
					.1.. ....	SSXAR	1 auto recovery task is active
					..1. ....	SSXGDGNS	1 GDG_NONST
					...1 ....	SSXWRN	1 JES sp-lvl warn msg issued
.... 1...	SSXDIAE1		1 diagnose event wanted				
.... .1..	SSXSRSRC		1 SR.SRNAME is a resource				
18	(12)	.... ..1.	SSXFTWJSUB	1 opc will submit jobs			
		.... ...1	SSXRPASS	1 RCLPASS = YES			
		BITSTRING	4	SSXFLAG2	more status flags		
		1... ....		SSXWRN1	1 JES exit51 warn msg iss.		
		.1.. ....		SSXRLWST	rl.wsstat subresource		
		..1. ....		SSXRLWSN	rl.wsname subresource		
		...1 ....		SSXFIPL	1 no dslst loaded for IPL		
		.... 1...		SSXRLADN	rl.adname subresource		
		.... .1..		SSXEMDEB	Debug in ZEVSX		
		.... ..1.		SSXJCC	1 JCC started		

Offsets					
Dec	Hex	Type	Len	Name (Dim)	Description
		.... ...1		SSXSSCBIG	1 SSC big buffer
19	(13)	1... ....		SSXSINFO	1 stepinfo(yes)
22	(16)	CHARACTER	1	SSXJES	JES type A=JES2, B=JES3
23	(17)	CHARACTER	1	SSXCJES	JES command character
24	(18)	CHARACTER	8	SSXNODE	own nje node name

#### EQQSSCM load module management

Offsets					
Dec	Hex	Type	Len	Name (Dim)	Description
32	(20)	CHARACTER	16	SSXSSCM_CUR	current eqqsscm load module
32	(20)	CHARACTER	8	SSXCMNAME	eqqsscm load module name
40	(28)	ADDRESS	4	SSXCMCATP	eqqsscm entry point address
44	(2C)	ADDRESS	4	SSXCMSSRX	address of eqqzssrx
48	(30)	CHARACTER	16	SSXSSCM_IPL	previously loaded eqqsscm
48	(30)	CHARACTER	8	SSXCMNAME	
56	(38)	ADDRESS	4	SSXCMCATP	
60	(3C)	ADDRESS	4	SSXCMSSRX	

#### Allocated resources

Offsets					
Dec	Hex	Type	Len	Name (Dim)	Description
64	(40)	ADDRESS	4	SSXAREAS	chain of allocated csa areas
68	(44)	ADDRESS	4	SSXEVTQ	event wtr queue address
72	(48)	ADDRESS	4	SSXSSCMA	perm loaded eqqsscm module addr
76	(4C)	SIGNED	4	SSXSSCMS	perm loaded eqqsscm module size
80	(50)	ADDRESS	4	SSXNF57A	EQQZNF57 address
84	(54)	SIGNED	4	SSXNF57S	EQQZNF57 size

SSX label offsets above this point are fixed The only change allowed is defining a bit in an existing flag byte or modifying one of the SSX level constants

Offsets					
Dec	Hex	Type	Len	Name (Dim)	Description
88	(58)	CHARACTER		SSX_END_FIXED	end of fixed ssx mapping

#### Control Block addresses

Offsets					
Dec	Hex	Type	Len	Name (Dim)	Description
88	(58)	ADDRESS	4	SSXMCAp	addr of mca in opc addr space
92	(5C)	ADDRESS	4	SSXASCB	opc ascb address
96	(60)	ADDRESS	4	SSXSSCT	opc scvt address
100	(64)	ADDRESS	4	SSXSDEPP	ptr to EW SDEP parms
104	(68)	ADDRESS	4	SSXDSNEW	data set trigger table
108	(6C)	ADDRESS	4	SSXNF41A	EQQZNF41 address
112	(70)	SIGNED	4	SSXNF41S	EQQZNF41 size
116	(74)	ADDRESS	4	SSXNF53A	EQQZNF53 address
120	(78)	SIGNED	4	SSXNF53S	EQQZNF53 size

Offsets					
Dec	Hex	Type	Len	Name (Dim)	Description
124	(7C)	SIGNED	4	* (3)	reserved

#### SSC storage management addresses

Offsets					
Dec	Hex	Type	Len	Name (Dim)	Description
136	(88)	ADDRESS	4	SSXSSCC	addr of first SSC block
140	(8C)	ADDRESS	4	SSXSSCFR	addr of first free SSC

#### TWS storage management addresses

Offsets					
Dec	Hex	Type	Len	Name (Dim)	Description
144	(90)	CHARACTER	8	SSXTWSSERVERNAME	TWS Server Name

bin31 reserved  
DBCS options

Offsets					
Dec	Hex	Type	Len	Name (Dim)	Description
152	(98)	CHARACTER	8	SSXDBCS	dbcs options
152	(98)	CHARACTER	2	SSXSORTO	dbcs sort algorithm
154	(9A)	CHARACTER	1	SSXADIDF	dbcs addid option D or E
155	(9B)	CHARACTER	1	SSXOWIDF	dbcs owner option D or E
156	(9C)	CHARACTER	4	*	reserved

#### Miscellaneous fields

Offsets					
Dec	Hex	Type	Len	Name (Dim)	Description
160	(A0)	CHARACTER	8	SSXSJID	started task job number
168	(A8)	CHARACTER	8	SSXSJNM	started task job name
176	(B0)	CHARACTER	4	SSXSID	MVS system id
180	(B4)	CHARACTER	4	SSXSSNM	submitting subsystem name
184	(B8)	CHARACTER	8	SSXCLAS	RACF resource class name
192	(C0)	CHARACTER	16	SSXJCCLS	JCC sysout classes
208	(D0)	CHARACTER	1	SSXPRTEV	prtev N=no, '='=end, A=all
209	(D1)	CHARACTER	1	SSXJES3	JES3 type G=Global, L=Local
210	(D2)	CHARACTER	1	*	free
211	(D3)	CHARACTER	1	*	free
212	(D4)	CHARACTER	8	SSXJFMID	JES fmid
220	(DC)	CHARACTER	4	SSXDIAJN	diagnose JOBSTC name
224	(E0)	BITSTRING	4	SSXIECB	JES input service ECB
228	(E4)	BITSTRING	4	SSXE ECB	JES execution ECB
232	(E8)	UNSIGNED	4	SSXPTKN	current MGCR ptoken
236	(EC)	SIGNED	4	SSXSDTR	used as indicator only
240	(F0)	SIGNED	4	SSXUTIME	time of last uerror event
244	(F4)	SIGNED	4	SSXATIME	time of last aerror event
248	(F8)	SIGNED	4	SSXSZNEW	size of DS trigger table
252	(FC)	SIGNED	4	*	reserved
256	(100)	SIGNED	4	SSXRTOKA	addr space res mgr token

**Offsets**

Dec	Hex	Type	Len	Name (Dim)	Description
260	(104)	SIGNED	4	SSXRTOKT	task level res mgr token
264	(108)	SIGNED	4	SSX_PIF_CW	pif cw base year
268	(10C)	CHARACTER	6	SSX_PIF_HD	pif high date format
274	(112)	CHARACTER	5	SSXCLNJOB	stand alone jobname prefix
279	(117)	CHARACTER	1	*	reserved

**OPC Queue Addresses****Offsets**

Dec	Hex	Type	Len	Name (Dim)	Description
280	(118)	CHARACTER	104	SSXQTABLE	OPC queue addresses
280	(118)	ADDRESS	4	*(26)	array of queue addresses

**OPC Queue Server blocks****Offsets**

Dec	Hex	Type	Len	Name (Dim)	Description
384	(180)	CHARACTER	48	SSXQUES (26)	queue server blocks mapped by dclque
1632	(660)	CHARACTER	32	*	reserved slack space
1664	(680)	CHARACTER		SSXEND	end of sxx

**OPC Queue array mapping**

When adding a new queue pointer do not reuse a used array entry

The maximum array index that can be used is defined by sxxnumq

Increased sxxnumq for future development

**Offsets**

Dec	Hex	Type	Len	Name (Dim)	Description
280	(118)	STRUCTURE	104	SSXQPTRS	array of queue addresses
280	(118)	ADDRESS	4	*	reserved by event writer 1
284	(11C)	ADDRESS	4	SSXGENQ	gen service queue 2
288	(120)	ADDRESS	4	SSXJCCQ	jcc service queue 3
292	(124)	ADDRESS	4	SSXMGRQ	event mgr queue 4
296	(128)	ADDRESS	4	SSXMSGQ	major msg queue 5
300	(12C)	ADDRESS	4	SSXAPPQ	appc queue 6
304	(130)	ADDRESS	4	SSXRTRQ	router queue 7
308	(134)	ADDRESS	4	SSXTIPQ	tcpip queue (ex CatMgt) 8
312	(138)	ADDRESS	4	SSXSUBQ	job submit queue 9
316	(13C)	ADDRESS	4	SSXNCFQ	ncf queue 10
320	(140)	ADDRESS	4	SSXEXQ	exa queue 11
324	(144)	ADDRESS	4	*	free 12
328	(148)	ADDRESS	4	SSXRODQ	rodm queue 13
332	(14C)	ADDRESS	4	SSXATRQ	appc tracker queue 14
336	(150)	ADDRESS	4	SSXSRVQ	Server queue 15
340	(154)	ADDRESS	4	SSXARCQ	FL task queue 16
344	(158)	ADDRESS	4	SSXPSUQ	PSU task queue 17
348	(15C)	ADDRESS	4	SSXTWSQ	TWS task queue 18
352	(160)	ADDRESS	4	SSXMONQ	MON task queue 19
356	(164)	ADDRESS	4	SSXCPHQ	CPH task queue 20
360	(168)	ADDRESS	4	SSXMAJQ	major queue 21
364	(16C)	ADDRESS	4	SSXHTTQ	HTTP task queue 22
368	(170)	ADDRESS	4	SSXBTPQ	BT task queue 23

Offsets					
Dec	Hex	Type	Len	Name (Dim)	Description
372	(174)	ADDRESS	4	SSXBKPQ	BKP task queue 24
376	(178)	ADDRESS	4	* (2)	free for future 25-26

Some SSX constants

Offsets					
Dec	Hex	Type	Len	Name (Dim)	Description
0	(0)	STRUCTURE	24	SSXSDEPF	SDEPFILTER options
0	(0)	SIGNED	2	SSXSDSTART	- start point (offset)
2	(2)	SIGNED	2	SSXSDLLEN	- value length
4	(4)	CHARACTER	20	SSXSDVAL	- value

## Cross reference

Name	Hex Offset	Hex Value	Level
SSX	0		1
SSX_END_FIXED	58		2
SSX_PIF_CW	108		2
SSX_PIF_HD	10C		2
SSXADIDF	9A		3
SSXAPPQ	12C		2
SSXAR	11	40	3
SSXARCQ	154		2
SSXAREAS	40		2
SSXASCB	5C		2
SSXATIME	F4		2
SSXATRQ	14C		2
SSXBKPQ	174		2
SSXBTPQ	170		2
SSXCJES	17		2
SSXCLAS	B8		2
SSXCLNJOB	112		2
SSXCMCATP	28		3
SSXCMCATP	38		3
SSXCMNAME	30		3
SSXCMNAME	20		3
SSXCMSSRX	2C		3
SSXCMSSRX	3C		3
SSXCPHQ	164		2
SSXDBCS	98		2
SSXDESC	0		2
SSXDIAE1	11	08	3

Name	Hex Offset	Hex Value	Level
SSXDIAJN	DC		2
SSXDSNEW	68		2
SSXE ECB	E4		2
SSXEMDEB	12	04	3
SSXEND	680		2
SSXETT	10	08	3
SSXEVTQ	44		2
SSXEXQ	140		2
SSXFIPL	12	10	3
SSXFLAGS	10		2
SSXFLAG2	12		2
SSXFMID	6		3
SSXFTWJSUB	11	02	3
SSXGDGNS	11	20	3
SSXGENQ	11C		2
SSXHGHC	10	04	3
SSXHTTQ	16C		2
SSXIECB	E0		2
SSXJCC	12	02	3
SSXJCCLS	C0		2
SSXJCCQ	120		2
SSXJCHLD	10	10	3
SSXJES	16		2
SSXJES3	D1		2
SSXJFMID	D4		2
SSXJHOLD	10	80	3
SSXJSUB	10	20	3
SSXLEVEL	4		2
SSXLSTCC	10	02	3
SSXMAJQ	168		2
SSXM CAP	58		2
SSXMGRQ	124		2
SSXMONQ	160		2
SSXMSGQ	128		2
SSXNCFQ	13C		2
SSXNF41A	6C		2
SSXNF41S	70		2
SSXNF53A	74		2
SSXNF53S	78		2
SSXNF57A	50		2
SSXNF57S	54		2



Name	Hex Offset	Hex Value	Level
SSXNODE	18		2
SSXNZERO	11	80	3
SSXOWIDF	9B		3
SSXPRTEV	D0		2
SSXPSUQ	158		2
SSXPTKN	E8		2
SSXQPTRS	118		1
SSXQTABLE	118		2
SSXQUES	180		2
SSXRLADN	12	08	3
SSXRLWSN	12	20	3
SSXRLWST	12	40	3
SSXRODQ	148		2
SSXRPASS	11	01	3
SSXRTOKA	100		2
SSXRTOKT	104		2
SSXRTRQ	130		2
SSXSDEPF	0		1
SSXSDEPP	64		2
SSXSDLEN	2		2
SSXSDSTART	0		2
SSXSDTR	EC		2
SSXSDVAL	4		2
SSXSID	B0		2
SSXSINFO	13	80	3
SSXSIZE	E		2
SSXSJID	A0		2
SSXSJNM	A8		2
SSXSORTO	98		3
SSXSRSRC	11	04	3
SSXSRVQ	150		2
SSXSSCBIG	12	01	3
SSXSSCC	88		2
SSXSSCFR	8C		2
SSXSSCM_CUR	20		2
SSXSSCM_IPL	30		2
SSXSSCMA	48		2
SSXSSCMS	4C		2
SSXSSCT	60		2
SSXSSNM	B4		2
SSXSTEPS	10	40	3

Name	Hex Offset	Hex Value	Level
SSXSUBQ	138		2
SSXSZNEW	F8		2
SSXTIPQ	134		2
SSXTWSQ	15C		2
SSXTWSSERVERNAME	90		2
SSXUHOLD	10	01	3
SSXUTIME	F0		2
SSXVER	4		3
SSXWRN	11	10	3
SSXWRN1	12	80	3

## STR01 - ST HDR RECORD

Name: DCLSTR01

Offsets		Type	Len	Name (Dim)	Description
Dec	Hex				
0	(0)	STRUCTURE	194	STREC01	ST HDR RECORD

### KEY

Offsets		Type	Len	Name (Dim)	Description
Dec	Hex				
0	(0)	CHARACTER	68	STKEY01	
0	(0)	CHARACTER	2	STKYP01	TYPE IS ALWAYS 01
2	(2)	CHARACTER	66	STKF01	SHOULD CONTAIN BLANKS

### BODY

Offsets		Type	Len	Name (Dim)	Description
Dec	Hex				
68	(44)	CHARACTER	126	STBDY01	HDR RECORD BODY
68	(44)	CHARACTER	4	STEYE01	EYECATCHER
72	(48)	UNSIGNED	1	STVERS01	VERSION NUMBER
73	(49)	CHARACTER	1	*	FREE
74	(4A)	CHARACTER	10	STLEVEL	ST LEVEL
74	(4A)	CHARACTER	2	STLEV_VER	-- VERSION
76	(4C)	CHARACTER	8	STLEV_FMID	-- FMID
84	(54)	CHARACTER	10	STINIT	BLANK OR 'Init Empty'
94	(5E)	CHARACTER	100	*	free

## Cross reference

Name	Hex Offset	Hex Value	Level
STBDY01	44		2

Name	Hex Offset	Hex Value	Level
STEYE01	44		3
STINIT	54		3
STKEY01	0		2
STKF01	2		3
STKYP01	0		3
STLEV_FMID	4C		4
STLEV_VER	4A		4
STLEVEL	4A		3
STREC01	0		1
STVERS01	48		3

## STR02 - ST HDR RECORD

Name: DCLSTR02

Offsets		Type	Len	Name (Dim)	Description
Dec	Hex				
0	(0)	STRUCTURE	*	STREC02	ST HDR RECORD

### KEY

Offsets		Type	Len	Name (Dim)	Description
Dec	Hex				
0	(0)	CHARACTER	68	STKEY02	
0	(0)	CHARACTER	2	STKYP02	TYPE IS ALWAYS 02
2	(2)	CHARACTER	8	STJOBN	job name
10	(A)	CHARACTER	8	STJOBID	job id
18	(12)	SIGNED	4	STRDRDAT	JES start rdr date
22	(16)	SIGNED	4	STRDRTIM	JES start rdr time
26	(1A)	CHARACTER	42	STKFILL	always binary zeros

### BODY

Offsets		Type	Len	Name (Dim)	Description
Dec	Hex				
68	(44)	CHARACTER	60	STBDY02	HDR RECORD BODY
68	(44)	CHARACTER	4	STEYE02	EYECATCHER
72	(48)	UNSIGNED	1	STVERS02	VERSION NUMBER
73	(49)	CHARACTER	1	*	
74	(4A)	UNSIGNED	2	STTOTNUM	total number of steps
76	(4C)	CHARACTER	8	STOCCTOKEN	occurrence token - not filled
84	(54)	SIGNED	4	STOPRNUM	operation number - not filled
88	(58)	SIGNED	4	STORGID	orig job id (exrorgid)
92	(5C)	CHARACTER	8	STONJE	orig NJE (exronje)
100	(64)	CHARACTER	8	STRNJE	next NJE (exrnje)
108	(6C)	CHARACTER	8	STRNJE2	next NJE (exrnje) A2

Offsets					
Dec	Hex	Type	Len	Name (Dim)	Description
116	(74)	CHARACTER	12	*	free

#### VARIABLE PART

Offsets					
Dec	Hex	Type	Len	Name (Dim)	Description
128	(80)	CHARACTER	*	STVAR02	VAR DATA

#### VARIABLE PART STEP ENTRY

Offsets					
Dec	Hex	Type	Len	Name (Dim)	Description
0	(0)	STRUCTURE	48	ST_STEP (*)	
0	(0)	SIGNED	4	ST_NUMB	STEP NUMBER
4	(4)	CHARACTER	8	ST_SNAME	STEP NAME
12	(C)	CHARACTER	8	ST_SPROC	PROC STEP NAME
20	(14)	CHARACTER	1	ST_FLU	Y FLUSHED
21	(15)	CHARACTER	1	ST_ABE	Y ABENDED
22	(16)	CHARACTER	1	*	free
23	(17)	CHARACTER	5	ST_CCODE	STEP COMPLETION CODE
28	(1C)	SIGNED	4	ST_SDATE	STEP START DATE
32	(20)	SIGNED	4	ST_STIME	STEP START TIME
36	(24)	SIGNED	4	ST_EDATE	STEP END DATE
40	(28)	SIGNED	4	ST_ETIME	STEP END TIME
44	(2C)	SIGNED	4	*	free

## Cross reference

Name	Hex Offset	Hex Value	Level
ST_ABE	15		2
ST_CCODE	17		2
ST_EDATE	24		2
ST_ETIME	28		2
ST_FLU	14		2
ST_NUMB	0		2
ST_SDATE	1C		2
ST_SNAME	4		2
ST_SPROC	C		2
ST_STEP	0		1
ST_STIME	20		2
STBDY02	44		2
STEYE02	44		3
STJOBID	A		3
STJOBN	2		3

Name	Hex Offset	Hex Value	Level
STKEY02	0		2
STKFILL	1A		3
STKYP02	0		3
STOCCTOKEN	4C		3
STONJE	5C		3
STOPRNUM	54		3
STORGID	58		3
STRDRDAT	12		3
STRDRTIM	16		3
STREC02	0		1
STRNJE	64		3
STRNJEA2	6C		3
STTOTNUM	4A		3
STVAR02	80		2
STVERS02	48		3

## TOC - Table of contents for DP reports

Name : DCLTOC

Function:

This segment declares the table of contents record in a daily plan report.

Offsets					
Dec	Hex	Type	Len	Name (Dim)	Description
0	(0)	STRUCTURE	88	TABCONT	TABLE OF CONTENTS (DP)
0	(0)	CHARACTER	6	TABGIM	GENERAL INFORMATION DJAC
6	(6)	CHARACTER	6	TABDOP	DAILY OPERATION PLAN DJAC
12	(C)	ADDRESS	4	TABWS	WORKSTATION(S) PLANS
16	(10)	CHARACTER	6	TABSUM	SUMMARY OF COMPLETED APPDJAC
22	(16)	CHARACTER	6	TABCMP	COMPLETED APPLICATIONS DJAC
28	(1C)	CHARACTER	6	TABOPE	OPERATION IN ERROR DJAC
34	(22)	CHARACTER	6	TABWSU	WORKSTATION UTILIZATION DJAC
40	(28)	CHARACTER	6	TABERS	ERROR STATISTICS DJAC
46	(2E)	CHARACTER	6	TABFBR	MISSED FEEDBACK DJAC
52	(34)	CHARACTER	6	tabhpr	planned res util hisL5ADJAC
58	(3A)	CHARACTER	6	tabpru	planned res util repL5ADJAC
64	(40)	CHARACTER	6	tabaru	actual res util repL5ADJAC
70	(46)	CHARACTER	6	TABMST	MESSAGES DJAC
76	(4C)	CHARACTER	6	TABCri	Critical Path 31A41CDJAC
82	(52)	CHARACTER	6	TABxst	X status 41ADJAC

## Cross reference

Name	Hex Offset	Hex Value	Level
tabaru	40		2

Name	Hex Offset	Hex Value	Level
TABCMP	16		2
TABCONT	0		1
TABCri	4C		2
TABDOP	6		2
TABERS	28		2
TABFBR	2E		2
TABGIM	0		2
tabhpr	34		2
TABMST	46		2
TABOPE	1C		2
tabpru	3A		2
TABSUM	10		2
TABWS	C		2
TABWSU	22		2
TABxst	52		2

## TRG - Data set trigger table layout

Name : DCLTRG

Function:

This segment maps EQQEVLIB members, that are input data for the controller, and the EQQEVLS member of EQQJCLIB, that is input data for the tracker. The mapping varies depending on the type of the specific item in the triggering selection table, that is one of the following:

Header

Trigger condition

Filter criteria

Filter value

Action

Special resource related information

Data loaded in Common Service Area (CSA), mapped by TRGTABLEHEADER and following structures.

Offsets	Type	Length	Name	Description
0	(0) STRUCTURE	8	TRGITABLEHEADER	
0	(0) CHARACTER	1	TRGITABLECHECK	=0 ALWAYS
1	(1) CHARACTER	1	TRGITABLEVERSION	
2	(2) CHARACTER	1	TRGITABLERELEASE	
3	(3) CHARACTER	1	*	BLANK
4	(4) CHARACTER	4	TRGITABLECRC	CRC IDENTIFYING THE TABLE C MUST BE WORD ALLIGNED

Offsets	Type	Length	Name	Description
0	(0) STRUCTURE	9	TRGICONDITION	
0	(0) CHARACTER	1	TRGICONDMONITOR	S FOR SMF
1	(1) CHARACTER	1	TRGICONDRAFT	D OR BLANK
2	(2) CHARACTER	3	TRGICONDTYPE	CONDITION TO BE TESTED
5	(5) CHARACTER	1	*	BLANK
6	(6) CHARACTER	3	TRGICONDFILTERSNUMBER	
9	(9) CHARACTER		TRGICONDDATA	

Offsets	Type	Length	Name	Description
---------	------	--------	------	-------------

0	(0)	STRUCTURE	11	TRGIFILTER	
0	(0)	CHARACTER	1	*	;
1	(1)	CHARACTER	3	TRGIFILTERFIELD	
4	(4)	CHARACTER	1	*	BLANK
5	(5)	CHARACTER	1	TRGIFILTERVALUESNUMBERIDENT	
6	(6)	CHARACTER	2	TRGIFILTERVALUESNUMBER	
8	(8)	CHARACTER	2	TRGIFILTEROPERATOR	==, <>, >=, <= ><(RANGE)
10	(A)	CHARACTER	1	TRGIFILTEROREAND	
11	(B)	CHARACTER		TRGIFILTERDATA	

Offsets	Type	Length	Name	Description	
0	(0)	STRUCTURE	*	TRGIFILTERVALUE	
0	(0)	CHARACTER	1	*	BLANK
1	(1)	CHARACTER	3	TRGIFILTERVALUELEN	
4	(4)	CHARACTER	1	*	:
5	(5)	CHARACTER	3	TRGIFILTERVALUEOFFSET	
8	(8)	CHARACTER	1	*	:
9	(9)	CHARACTER	*	TRGIFILTERVALUESTR	

Offsets	Type	Length	Name	Description	
0	(0)	STRUCTURE	4	TRGIACTION	
0	(0)	CHARACTER	1	*	;
1	(1)	CHARACTER	2	TRGIACTIONTYPE	ACTION INDICATOR
3	(3)	CHARACTER	1	*	BLANK
4	(4)	CHARACTER		TRGIACTIONINFO	

Offsets	Type	Length	Name	Description	
0	(0)	STRUCTURE	9	TRGISRSTATACTIONINFO	
0	(0)	CHARACTER	1	TRGISRAVAILABILITY	
1	(1)	CHARACTER	1	TRGISRLIFACTION	
2	(2)	CHARACTER	5	TRGISRLIFTIME	
7	(7)	CHARACTER	2	*	:: THIS FIELD IDENTIFY THE END OF CONDITION.....

Offsets	Type	Length	Name	Description	
0	(0)	STRUCTURE	4	TRGTABLEHEADER	
0	(0)	CHARACTER	4	TRGTABLECRC	
4	(4)	CHARACTER		TRGTABLEDATA	

Offsets	Type	Length	Name	Description	
0	(0)	STRUCTURE	5	TRGCONDITION	
0	(0)	UNSIGNED	1	TRGCONDMONITOR	
1	(1)	UNSIGNED	1	TRGCONDTYPE	
2	(2)	UNSIGNED	2	TRGCONDNEXTOFFSET	
4	(4)	UNSIGNED	1	TRGCONDFILTERSNUMBER	
5	(5)	CHARACTER		TRGCONDDATA	

Offsets	Type	Length	Name	Description	
0	(0)	STRUCTURE	2	TRGFILTER	GENERIC EVENT FILTER
0	(0)	UNSIGNED	1	TRGFILTERFIELD	FIELD IN SMF RECORD
1	(1)	1111 ....		TRGFILTERVALUESNUMBER	
		.... 111.		TRGFILTEROPERATOR	
		.... ...1		TRGFILTEROREAND	
2	(2)	CHARACTER		TRGFILTERDATA	START OF VALUES

Offsets	Type	Length	Name	Description	
0	(0)	STRUCTURE	*	TRGFILTERVALUE	
0	(0)	UNSIGNED	1	TRGFILTERVALUELEN	
1	(1)	UNSIGNED	1	TRGFILTERVALUEOFFSET	
2	(2)	CHARACTER	*	TRGFILTERVALUESTR	

Offsets	Type	Length	Name	Description
0	(0)	STRUCTURE	1	TRGACTION
		1111 ....		TRGACTIONTYPE

Offsets	Type	Length	Name	Description
0	(0)	STRUCTURE	6	TRGSRSTATACTION
		1111 ....		*

## Cross reference

HEX NAME	HEX	OFFSET	VALUE	LEVEL
TRGACTION		0		1
TRGACTIONTYPE		0	F0	2
TRGCONDDATA		5		2
TRGCONDFILTERSNUMBER		4		2
TRGCONDITION		0		1
TRGCONDMONITOR		0		2
TRGCONDNEXTOFFSET		2		2
TRGCONDTYPE		1		2
TRGFILTER		0		1
TRGFILTERDATA		2		2
TRGFILTERFIELD		0		2
TRGFILTEROPERATOR		1	0E	2
TRGFILTEROREAND		1	01	2
TRGFILTERVALUE		0		1
TRGFILTERVALUELEN		0		2
TRGFILTERVALUEOFFSET		1		2
TRGFILTERVALUESNUMBER		1	F0	2
TRGFILTERVALUESTR		2		2
TRGIACTION		0		1
TRGIACTIONINFO		4		2
TRGIACTIONTYPE		1		2
TRGICONDDATA		9		2
TRGICONDDRAFT		1		2
TRGICONDFILTERSNUMBER		6		2
TRGICONDITION		0		1
TRGICONDMONITOR		0		2
TRGICONDDTYPE		2		2
TRGIFILTER		0		1
TRGIFILTERDATA		B		2
TRGIFILTERFIELD		1		2
TRGIFILTEROPERATOR		8		2
TRGIFILTEROREAND		A		2
TRGIFILTERVALUE		0		1
TRGIFILTERVALUELEN		1		2
TRGIFILTERVALUEOFFSET		5		2
TRGIFILTERVALUESNUMBER		6		2
TRGIFILTERVALUESNUMBERIDENT		5		2
TRGIFILTERVALUESTR		9		2
TRGISRAVAILABILITY		0		2
TRGISRLIFACTION		1		2
TRGISRLIFETIME		2		2
TRGISRSTATACTIONINFO		0		1
TRGITABLECHECK		0		2
TRGITABLECRC		4		2
TRGITABLEHEADER		0		1
TRGITABLERELEASE		2		2
TRGITABLEVERSION		1		2
TRGSRVAVAILABILITY		0	0C	2
TRGSRRLIFACTION		0	03	2
TRGSRRLIFETIME		1		2
TRGSRSTATACTION		0		1
TRGTABLECRC		0		2
TRGTABLEDATA		4		2
TRGTABLEHEADER		0		1



## TRL - Job-tracking and audit record

Name: DCLTRL

Offsets					
Dec	Hex	Type	Len	Name (Dim)	Description
0	(0)	STRUCTURE	*	trlrec	
0	(0)	CHARACTER	52	trlcom	common section
0	(0)	SIGNED	2	trlsize	size of this record
2	(2)	UNSIGNED	2	trlbdw	always zeroes
2	(2)	UNSIGNED	1	trlJTid	
3	(3)	CHARACTER	1	trlfill2	
		1... ....		trlckptr	flags
		.1.. ....		trlsa	performing CKPT refresh
		..1. ....		trlbypass	bypass at restart
		...1 ....		trlTURNOV	on turnover in progress
		.... 1...		trlBKPT	on precedes db data to send91A
		.... .1..		*	
		.... ..1.		trlFsent	first send after interrupt
		.... ...1		trlfromBKP	BACKUP controller generate
4	(4)	CHARACTER	3	trlopc	should always contain 'OPC'
7	(7)	CHARACTER	2	trllogid	curr id of this opc log.
9	(9)	CHARACTER	2	trlrctyp	record type
11	(B)	UNSIGNED	1	trlrcver	record mapping version. - now is 02
12	(C)	CHARACTER	4	trlevdat	event date, format 00yydddf
16	(10)	UNSIGNED	4	trlevtim	event time, format hhmmssst
20	(14)	CHARACTER	19	trlcpkey	contains current plan key for type 01, 02, 03, 22
20	(14)	CHARACTER	6	*	operation record key present for 23,26,29,33 rec
20	(14)	SIGNED	4	trlcpeut	elapsed time for mcp present for type 24 rec
26	(1A)	CHARACTER	8	trluser	dialog user name
34	(22)	UNSIGNED	2	trlseq	submit seq number present for type 25 rec
39	(27)	CHARACTER	1	trlfill	flags
		1... ....		trlfirst	first of a series of recs
		.1.. ....		trllast	last of a series of recs
		..1. ....		trlstc	log rec is for STC oper
		...1 ....		trlwto	log rec is for WTO oper
		.... 1...		trlresub	re-submit type 25
		.... .1..		trljrpfl	ETT JNR=Y matched ev't
		.... ..1.		trloldcp	from old current plan
		.... ...1		trljrnfl	ETT JNR=N matched ev't
40	(28)	SIGNED	4	trllengt	total size of logged evt
44	(2C)	SIGNED	4	trlgmtof	GMT offset

moved above

3 trlfll2 flags

4 trlckptr bit1 performing CKPT refresh

4 trlsa bit1 SA submission

4 bit6 Reserved

moved above

Offsets					
Dec	Hex	Type	Len	Name (Dim)	Description
48	(30)	UNSIGNED	4	trlSEQNO	TRL seq no
48	(30)	CHARACTER	1	trlfill2_o	
		1... ..		trlckptr_o	
		.1... ..		trlsa_o	
		..11 1111		*	
49	(31)	CHARACTER	3	*	
52	(34)	CHARACTER	*	trlrcbdy	end of common section

#### TRL 20 JT STARTED EVENT

Offsets					
Dec	Hex	Type	Len	Name (Dim)	Description
52	(34)	STRUCTURE	1	trlbdy20	body of jt started event
52	(34)	CHARACTER	1	trlmod20	mode jt was started in t (track) or u (update)

#### TRL 23 OPERATION EVENT

Offsets					
Dec	Hex	Type	Len	Name (Dim)	Description
52	(34)	STRUCTURE	80	trlbdy23	body of operation event
52	(34)	CHARACTER	16	trladi23	ad id for occurrence
68	(44)	CHARACTER	6	trliad23	mod input arr date
74	(4A)	CHARACTER	4	trliat23	mod input arr time
78	(4E)	CHARACTER	6	trloid23	operation id
78	(4E)	CHARACTER	4	trlwsn23	workstation name
82	(52)	SIGNED	2	trlopn23	operation number
84	(54)	CHARACTER	1	trlevt23	new operation status or 'X' = reset status or X status
85	(55)	CHARACTER	6	trldur23	reported duration
91	(5B)	CHARACTER	4	trlerc23	reported error code
95	(5F)	CHARACTER	1	*	various flags
		1... ..		trlfdb23	on = occ. is completed
		.1... ..		trlbyp23	on = bypass during restart
		..1. ....		trlman23	on = status set manually (gs)
		...1 ....		trlX23	on = status X set
		.... 1111		*	reserved
96	(60)	CHARACTER	16	trlowi23	owner id
112	(70)	CHARACTER	8	trljbn23	jobname
120	(78)	UNSIGNED	4	trldurs23	duration in 100th*sec
124	(7C)	CHARACTER	8	trlready23	start time wait opr

#### TRL 24 MCP EVENT

Offsets					
Dec	Hex	Type	Len	Name (Dim)	Description
52	(34)	STRUCTURE	*	trlbdy24	body of mcp-event
52	(34)	CHARACTER	*	trlmt024	mapped by dclmt0

## TRL 25 SUBMIT EVENT

Offsets					
Dec	Hex	Type	Len	Name (Dim)	Description
52	(34)	STRUCTURE	80	trlbody25	body of submit event
52	(34)	CHARACTER	16	trlaid25	ad id for op
68	(44)	CHARACTER	10	trlia25	occ input arrival
68	(44)	CHARACTER	6	trliad25	mod input arr date
74	(4A)	CHARACTER	4	trliat25	mod input arr time
78	(4E)	CHARACTER	8	trljid25	blank for sub or 'RELEASE'
86	(56)	CHARACTER	8	trlddn25	sure ddname or zero
94	(5E)	CHARACTER	8	trljnm25	job name
102	(66)	CHARACTER	8	trlusr25	user id or 'OPC'
110	(6E)	BITSTRING	1	trlFlag	
		1... ....		trlWASUJ	on = from WASUJ
		.1.. ....		trlrer25	on = it was rerouted
		..1. ....		trlexit13rc	on=rc 12 from exit13
		...1 1111		*	
111	(6F)	CHARACTER	1	trlTaskType25	plugin task type
112	(70)	CHARACTER	8	trltok_full25	operation token
112	(70)	CHARACTER	4	trltok_pre25	token prefix
116	(74)	UNSIGNED	4	trltok25	token value
120	(78)	CHARACTER	8	trlsubtoken25	submission token
128	(80)	CHARACTER	4	trlaltws25	alternate ws for rerouted

## TRL 26 AUTO RECOVERY EVENT

Offsets					
Dec	Hex	Type	Len	Name (Dim)	Description
52	(34)	STRUCTURE	27	trlbody26	body of auto recovery
52	(34)	CHARACTER	16	trlaid26	ad id for op
68	(44)	CHARACTER	10	trlia26	occ input arrival
78	(4E)	CHARACTER	1	trlxst26	new extended status

## TRL 27 MISSED FEEDBACK EVENT

Offsets					
Dec	Hex	Type	Len	Name (Dim)	Description
52	(34)	STRUCTURE	62	trlbody27	body of missed feedback rec
52	(34)	CHARACTER	16	trlaid27	ad id for op
68	(44)	CHARACTER	6	trliad27	mod input arr date
74	(4A)	CHARACTER	4	trliat27	mod input arr time
78	(4E)	CHARACTER	6	trloid27	operation id
84	(54)	CHARACTER	4	trledu27	estimated duration
88	(58)	CHARACTER	6	trladu27	actual duration
94	(5E)	CHARACTER	1	trlres27	reason for missed feedback '1' = limit exceeded '2' = ad record in use '3' = not enough space '4' = io problems '5' = DL before IA '6' = no run cycle found
95	(5F)	CHARACTER	1	trlorig27	origin for missed feedback '1' = operation duration '2' = operation deadline '3' = occurrence deadline

Offsets					
Dec	Hex	Type	Len	Name (Dim)	Description
96	(60)	SIGNED	2	trlrid27	run cycle id
98	(62)	CHARACTER	6	trledl27	estimated deadline(oprun)
98	(62)	CHARACTER	2	trledld27	day offset DD
100	(64)	CHARACTER	4	trledlt27	time HHMM
104	(68)	CHARACTER	10	trladl27	actual deadline (operrun)
104	(68)	CHARACTER	6	trladd27	date YYMMDD
110	(6E)	CHARACTER	4	trladlt27	time HHMM

#### TRL 28 MISSED FEEDBACK EVENT

Offsets					
Dec	Hex	Type	Len	Name (Dim)	Description
52	(34)	STRUCTURE	*	trlbdy28	body of feedback record
52	(34)	CHARACTER	16	trlaid28	ad id for occ
68	(44)	CHARACTER	6	trliad28	mod input arr date
74	(4A)	CHARACTER	4	trliat28	mod input arr time
78	(4E)	CHARACTER	6	trlodl28	old run cycle deadline
78	(4E)	CHARACTER	2	trlodld28	day offset DD
80	(50)	CHARACTER	4	trlodlt28	time HHMM
84	(54)	CHARACTER	6	trladl28	actual run cycle deadline
84	(54)	CHARACTER	2	trladd28	day offset DD
86	(56)	CHARACTER	4	trladlt28	time HHMM
90	(5A)	SIGNED	2	trlrid28	run cycle id
92	(5C)	SIGNED	2	trlopdl28	nr ops updt for deadline
94	(5E)	SIGNED	2	trlopdu28	nr ops updt for duration
96	(60)	SIGNED	2	trlop28	number of ops updated
98	(62)	CHARACTER	26	trlops28 (*)	updated operations
98	(62)	CHARACTER	6	trlopi28	operation id
104	(68)	CHARACTER	4	trlodu28	old duration
108	(6C)	CHARACTER	4	trladu28	actual duration
112	(70)	CHARACTER	6	trlopodl28	old operation deadline
112	(70)	CHARACTER	2	trlopodld28	day offset DD
114	(72)	CHARACTER	4	trlopodlt28	time HHMM
118	(76)	CHARACTER	6	trlopadl28	actual operation deadline
118	(76)	CHARACTER	2	trlopadld28	day offset DD
120	(78)	CHARACTER	4	trlopadlt28	time HHMM

#### TRL 29 AUTO TRACKING EVENT

Offsets					
Dec	Hex	Type	Len	Name (Dim)	Description
52	(34)	STRUCTURE	*	trlbdy29	auto tracked event
52	(34)	CHARACTER	1	trltyp29	event logging reason 1 event was processed 2 event was suspended
53	(35)	CHARACTER	*	trlexr29	event record (see dcleqe)

code changed below

#### TRL 30 SPECIAL RESOURCE EVENT

Offsets					
Dec	Hex	Type	Len	Name (Dim)	Description
52	(34)	STRUCTURE	*	trlbdy30	special resource event
52	(34)	CHARACTER	1	trltyp30	type of record R resource record E EXS event record A Actual report record (RSRR)
53	(35)	CHARACTER	1	trlreq30	request type U update a resource A add a resource
54	(36)	CHARACTER	1	trlfla30	flags
		1... ....		trlsrs30	ON= SRSTAT change
		.1... ....		trlchg30	
		..11 1111		*	reserved
55	(37)	CHARACTER	1	*	reserved
56	(38)	CHARACTER	*	trlsrs30	data part

### TRL 30 EXS SR EXS EVENT

Offsets					
Dec	Hex	Type	Len	Name (Dim)	Description
56	(38)	STRUCTURE	*	trlexs30	event mapping
56	(38)	SIGNED	4	trlnode30	OPC node number
60	(3C)	SIGNED	4	trlrdrn30	event reader num in node
64	(40)	CHARACTER	8	trlpos30	event ds position
64	(40)	SIGNED	4	trlcyc30	write cycle number
68	(44)	SIGNED	4	trlrec30	record number in cycle
72	(48)	CHARACTER	*	trlexsr30	event record see dclcx

code changed above

### TRL 31 ETT EVENT

Offsets					
Dec	Hex	Type	Len	Name (Dim)	Description
52	(34)	STRUCTURE	*	trlbdy31	ett tab file maint ev
52	(34)	CHARACTER	1	trltyp31	event logged by 2 general service
53	(35)	CHARACTER	1	trlreq31	request type U update a criteria I add a criteria D delete a criteria
54	(36)	CHARACTER	*	trletc31	ett rec (see dletc)

### TRL 32 AUDIT TRAIL EVENT

Offsets					
Dec	Hex	Type	Len	Name (Dim)	Description
52	(34)	STRUCTURE	*	trlbdy32	audit trail log record
52	(34)	CHARACTER	84	trlFIX32	
52	(34)	SIGNED	2	trlkln32	size of key
54	(36)	SIGNED	2	trlrec32	amount of data this record
56	(38)	SIGNED	4	trltot32	total data size
60	(3C)	SIGNED	4	trlrem32	remaining data size
64	(40)	CHARACTER	4	trlfil32	logical file name
68	(44)	CHARACTER	1	trlacc32	access type R read access U update access I add a record D record deleted

Offsets					
Dec	Hex	Type	Len	Name (Dim)	Description
69	(45)	BITSTRING	3	trlrsv32	not used
72	(48)	CHARACTER	64	trlkey32	record key blanks
72	(48)	CHARACTER	28	*	reserved
100	(64)	CHARACTER	8	trllib32	library read from
108	(6C)	CHARACTER	8	trlmem32	jcl member read
116	(74)	CHARACTER	19	*	reserved
135	(87)	CHARACTER	1	trlchg32	record changed
136	(88)	CHARACTER	*	trlVAR32	
136	(88)	CHARACTER	*	trldat32	record data

### TRL 33 WSA INFO EVENT

Offsets					
Dec	Hex	Type	Len	Name (Dim)	Description
52	(34)	STRUCTURE	71	trlbdy33	wsa info msg log rec
52	(34)	CHARACTER	16	trlaid33	ad id for op
68	(44)	CHARACTER	10	trlia33	occ input arrival
68	(44)	CHARACTER	6	trliad33	mod input arr date
74	(4A)	CHARACTER	4	trliat33	mod input arr time
78	(4E)	CHARACTER	1	trlmsg33	type of message issued L late operation WALTE D long duration WALTE R resource cont. QQALR W WTO WAWTO U Urgent queue promotion N Urgent queue depromot P WLM promotion F WLM prom failure msg
79	(4F)	CHARACTER	44	trlnam33	resource name

### TRL 34 CATALOG MGT EVENT

Offsets					
Dec	Hex	Type	Len	Name (Dim)	Description
52	(34)	STRUCTURE	155	trlbdy34	Cat mgt event information
52	(34)	CHARACTER	8	trljnm34	Job name
60	(3C)	CHARACTER	8	trljid34	Job id
68	(44)	CHARACTER	8	trlnod34	node id
76	(4C)	CHARACTER	16	trladi34	application id
92	(5C)	CHARACTER	10	trliat34	input arrival
102	(66)	CHARACTER	1	trlact34	Cat Mgt action R = dataset recataloged U = dataset uncataloged D = dataset deleted M = ds waiting for migrat E = catalog return error
103	(67)	CHARACTER	8	trlstp34	proc stepname or blank
111	(6F)	CHARACTER	8	trlddn34	dd name
119	(77)	CHARACTER	44	trldsn34	dataset name
163	(A3)	CHARACTER	44	trlcat34	catalog name, blank if master cat

### TRL 35 BACKUP EVENT

Offsets					
Dec	Hex	Type	Len	Name (Dim)	Description
52	(34)	STRUCTURE	40	trlbdy35	backup event
52	(34)	CHARACTER	2	trlres35	resource dsn name
54	(36)	BITSTRING	1	trlfl135	flag byte 1
		1... ....		trldpa35	DP active, CP bkup ignored
		.111 1111		*	reserved
55	(37)	CHARACTER	1	*	reserved
56	(38)	CHARACTER	8	trlusr35	requesting user id
64	(40)	CHARACTER	8	trlmjs35	miscellaneous js values
64	(40)	SIGNED	4	trlopt35	max js size in k bytes
68	(44)	SIGNED	4	trlcnt35	num of inserts on js
72	(48)	CHARACTER	4	trlmcp35	miscellaneous cp values
72	(48)	SIGNED	2	trllim35	backup trk records limit
74	(4A)	SIGNED	2	trltot35	trk records since backup
76	(4C)	SIGNED	4	trlnode35	OPC node number
80	(50)	SIGNED	4	trlrdn35	event reader num in node
84	(54)	CHARACTER	8	trlpos35	event ds position
84	(54)	SIGNED	4	trlcyc35	write cycle number
88	(58)	SIGNED	4	trlrec35	record number in cycle

#### TRL 36 CP BACKUP EVENT

Offsets					
Dec	Hex	Type	Len	Name (Dim)	Description
52	(34)	STRUCTURE	30	trlbdy36	CP backup log record
52	(34)	CHARACTER	8	trlcpdd36	DDname of backed up ds
60	(3C)	CHARACTER	8	trljtdd36	DD of this JT dataset
68	(44)	CHARACTER	8	trljtddOCP36	DDname oldcp in CKPT at backup time
76	(4C)	CHARACTER	1	trl36filler	free
77	(4D)	CHARACTER	5	trljtwho36	who generate the trl

#### TRL 37 LOG DATA EVENT

Offsets					
Dec	Hex	Type	Len	Name (Dim)	Description
52	(34)	STRUCTURE	*	trlbdy37	log data
52	(34)	CHARACTER	4	trltyp37	type of data logged
56	(38)	SIGNED	4	trlsize37	size of data logged
60	(3C)	CHARACTER	*	trldata37	data part

#### TRL 38 AR RESTEP INFO EVENT

Offsets					
Dec	Hex	Type	Len	Name (Dim)	Description
52	(34)	STRUCTURE	48	trlbdy38	body of AR RESSTEP info
52	(34)	CHARACTER	16	trlaid38	ad id for op
68	(44)	CHARACTER	10	trlia38	occ input arrival
78	(4E)	CHARACTER	2	*	
80	(50)	CHARACTER	20	trlARinfo	
80	(50)	SIGNED	4	trlARstn	AR restart step number

Offsets					
Dec	Hex	Type	Len	Name (Dim)	Description
84	(54)	CHARACTER	8	trlARstep	AR restart step name
92	(5C)	CHARACTER	8	trlARpStep	AR restart ProcStep name

#### TRL 39 BULKDISK EVENT

Offsets					
Dec	Hex	Type	Len	Name (Dim)	Description
52	(34)	STRUCTURE	32	trlbdy39	bulkdisc event
52	(34)	BITSTRING	1	trlfl139	flag byte 1
		1... ....		trldpa39	DP active, CP bkup ignore
		.111 1111		*	reserved
53	(35)	CHARACTER	3	*	reserved
56	(38)	CHARACTER	8	trlusr39	requesting user id
64	(40)	CHARACTER	4	trlmcp39	miscellaneous cp values
64	(40)	SIGNED	2	trllim39	backup trk records limit
66	(42)	SIGNED	2	trltot39	trk records since backup
68	(44)	SIGNED	4	trlnode39	OPC node number
72	(48)	SIGNED	4	trlrdrn39	event reader num in node
76	(4C)	CHARACTER	8	trlpos39	event ds position
76	(4C)	SIGNED	4	trlcyc39	write cycle number
80	(50)	SIGNED	4	trlrec39	record number in cycle

#### TRL 40 CP66 EVENT

Offsets					
Dec	Hex	Type	Len	Name (Dim)	Description
52	(34)	STRUCTURE	56	trlbdy40	body of CP66 event inf
52	(34)	CHARACTER	16	trladi40	aoccurrence number
68	(44)	CHARACTER	10	trlia40	
68	(44)	CHARACTER	6	trliad40	
74	(4A)	CHARACTER	4	trliat40	
78	(4E)	CHARACTER	6	trloid40	
78	(4E)	CHARACTER	4	trlwsn40	
82	(52)	SIGNED	2	trlopn40	
84	(54)	SIGNED	4	trlseqn40	CP66 sequence number
88	(58)	SIGNED	4	trlnrec40	nbr of path recal
92	(5C)	CHARACTER	1	trltrg40	path recalc trigger
93	(5D)	BITSTRING	1	trlflag40	flags
		1... ....		trlCPchgd40	critical path changed
		.111 1111		*	reserved
94	(5E)	CHARACTER	10	trlrec40	last recalculation
94	(5E)	CHARACTER	6	trlrec40D	date
100	(64)	CHARACTER	4	trlrec40T	time
104	(68)	CHARACTER	4	trltype40	req type DELADDUPD

#### TRL 41 TZONE EXIT EVENT



Offsets					
Dec	Hex	Type	Len	Name (Dim)	Description
52	(34)	STRUCTURE	40	trlbdy41	body of TZONE event
52	(34)	CHARACTER	16	trlaid41	ad id for op
68	(44)	CHARACTER	10	trlia41	occ input arrival
78	(4E)	SIGNED	2	trlTZOFF41	TZone offset
80	(50)	CHARACTER	12	*	free

#### TRL 42 ADDDEL OPERATION JTB EVENT

Offsets					
Dec	Hex	Type	Len	Name (Dim)	Description
52	(34)	STRUCTURE	40	trlbdy42	body of event info
52	(34)	CHARACTER	16	trladi42	accurrence number
68	(44)	CHARACTER	10	trlia42	
68	(44)	CHARACTER	6	trliad42	
74	(4A)	CHARACTER	4	trliat42	
78	(4E)	CHARACTER	6	trloid42	
78	(4E)	CHARACTER	4	trlwsn42	
82	(52)	SIGNED	2	trlopn42	
84	(54)	BITSTRING	1	trlflags42	JTB flag
		1... ....		trlinJTB42	in JTBL
		.111 1111		*	free
85	(55)	CHARACTER	7	*	free

TRL 43 reserved for trl409 count

#### TRL 44 CHANGE STATUS OF SIMPLE COND MCP

Offsets					
Dec	Hex	Type	Len	Name (Dim)	Description
52	(34)	STRUCTURE	98	trlbdy44	
52	(34)	CHARACTER	16	trladi44	Adid
68	(44)	CHARACTER	10	trlia44	IA
68	(44)	CHARACTER	6	trliad44	
74	(4A)	CHARACTER	4	trliat44	
78	(4E)	SIGNED	2	trlOpno44	opnum
80	(50)	SIGNED	2	trlCid44	Cond Id
82	(52)	SIGNED	2	trl44PredOp	Pred opno
84	(54)	CHARACTER	16	trl44PredAd	Pred adid
100	(64)	CHARACTER	10	trl44PredIA	Pred IA
110	(6E)	CHARACTER	1	trl44PredDep	Int Ext
111	(6F)	CHARACTER	2	trl44PredTyp	RC ST
113	(71)	CHARACTER	2	trl44PredLog	LT,LE,GE,GT...
115	(73)	CHARACTER	4	trl44PredValrc	rc value
119	(77)	CHARACTER	4	trl44PredValrc2	rc2 value
123	(7B)	CHARACTER	1	trl44PredValst	Status value
124	(7C)	CHARACTER	1	trlOldSt44	Simple old val
125	(7D)	CHARACTER	1	trlNewSt44	Simple new val
126	(7E)	CHARACTER	2	trlCaller44	Caller MCEM
128	(80)	CHARACTER	8	trlStepN44	Step name

Offsets					
Dec	Hex	Type	Len	Name (Dim)	Description
136	(88)	CHARACTER	8	trlProcS44	Proc step
144	(90)	CHARACTER	6	*	free

#### TRL 45 CHANGE STATUS OF COMPLEX COND MCP

Offsets					
Dec	Hex	Type	Len	Name (Dim)	Description
52	(34)	STRUCTURE	42	trlbdy45	
52	(34)	CHARACTER	16	trladi45	Adid
68	(44)	CHARACTER	10	trlia45	IA
68	(44)	CHARACTER	6	trliad45	
74	(4A)	CHARACTER	4	trliat45	
78	(4E)	SIGNED	2	trlOpno45	opnum
80	(50)	SIGNED	2	trlCid45	Cond Id
82	(52)	CHARACTER	1	trlOldSt45	old status
83	(53)	CHARACTER	1	trlNewSt45	new status
84	(54)	CHARACTER	2	trlCaller45	Caller MC
86	(56)	CHARACTER	8	*	free

#### TRL 46 AD cond dep table auto succ resol event

Offsets					
Dec	Hex	Type	Len	Name (Dim)	Description
52	(34)	STRUCTURE	*	trlbdy46	body of ad cond table event
52	(34)	CHARACTER	*	trlcnd46	mapped by dclconrc

#### TRL 47 missing A3S event in cond evaluation event

Offsets					
Dec	Hex	Type	Len	Name (Dim)	Description
52	(34)	STRUCTURE	102	trlbdy47	missing event
52	(34)	CHARACTER	16	trladi47	Adid
68	(44)	CHARACTER	10	trlia47	IA
68	(44)	CHARACTER	6	trliad47	date
74	(4A)	CHARACTER	4	trliat47	time
78	(4E)	SIGNED	2	trlOpno47	opnum
80	(50)	SIGNED	2	trlCid47	Cond Id
82	(52)	SIGNED	2	trl47PredOp	Pred opno
84	(54)	CHARACTER	16	trl47PredAd	Pred adid
100	(64)	CHARACTER	10	trl47PredIA	Pred IA
110	(6E)	CHARACTER	1	trl47PredDep	Int Ext
111	(6F)	CHARACTER	2	trl47PredTyp	RC ST
113	(71)	CHARACTER	2	trl47PredLog	LT,LE,GE,GT...
115	(73)	CHARACTER	4	trl47PredValrc	rc value
119	(77)	CHARACTER	4	trl47PredValrc2	rc2 value
123	(7B)	CHARACTER	1	trl47PredValst	Status value
124	(7C)	CHARACTER	2	trlCaller47	Caller MCEM
126	(7E)	CHARACTER	8	trlStepN47	Step name
134	(86)	CHARACTER	8	trlProcS47	Proc Step

Offsets					
Dec	Hex	Type	Len	Name (Dim)	Description
142	(8E)	CHARACTER	1	trlMiss47	Missing event
143	(8F)	CHARACTER	8	trlJobNm47	jobname
151	(97)	CHARACTER	3	*	free

TRL 48 recovered by cond event only fpr monitoring

Offsets					
Dec	Hex	Type	Len	Name (Dim)	Description
52	(34)	STRUCTURE	40	trlbdy48	
52	(34)	CHARACTER	16	trladi48	
68	(44)	CHARACTER	10	trlia48	
68	(44)	CHARACTER	6	trliad48	
74	(4A)	CHARACTER	4	trliat48	
78	(4E)	CHARACTER	6	trloid48	
78	(4E)	CHARACTER	4	trlwsn48	
82	(52)	SIGNED	2	trlopn48	
84	(54)	CHARACTER	3	trlcallee48	
87	(57)	CHARACTER	5	*	

TRL 49 A3S match in cond event missno

Offsets					
Dec	Hex	Type	Len	Name (Dim)	Description
52	(34)	STRUCTURE	102	trlbdy49	missing event
52	(34)	CHARACTER	16	trladi49	Adid
68	(44)	CHARACTER	10	trlia49	IA
68	(44)	CHARACTER	6	trliad49	date
74	(4A)	CHARACTER	4	trliat49	time
78	(4E)	SIGNED	2	trlOpno49	opnum
80	(50)	SIGNED	2	trlCid49	Cond Id
82	(52)	SIGNED	2	trl49PredOp	Pred opno
84	(54)	CHARACTER	16	trl49PredAd	Pred adid
100	(64)	CHARACTER	10	trl49PredIA	Pred IA
110	(6E)	CHARACTER	1	trl49PredDep	Int Ext
111	(6F)	CHARACTER	2	trl49PredTyp	RC ST
113	(71)	CHARACTER	2	trl49PredLog	LT,LE,GE,GT...
115	(73)	CHARACTER	4	trl49PredValrc	rc value
119	(77)	CHARACTER	4	trl49PredValrc2	rc2 value
123	(7B)	CHARACTER	1	trl49PredValst	Status value
124	(7C)	CHARACTER	2	trlCaller49	Caller MCEM
126	(7E)	CHARACTER	8	trlStepN49	Step name
134	(86)	CHARACTER	8	trlProcS49	Proc Step
142	(8E)	CHARACTER	1	trlMissNO49	MissNO event
143	(8F)	CHARACTER	8	trlJobNm49	jobname
151	(97)	CHARACTER	3	*	free

TRL 50 unexpected RC

Offsets					
Dec	Hex	Type	Len	Name (Dim)	Description
52	(34)	STRUCTURE	73	trlbdy50	
52	(34)	CHARACTER	16	trladi50	
68	(44)	CHARACTER	10	trlia50	
68	(44)	CHARACTER	6	trliad50	
74	(4A)	CHARACTER	4	trliat50	
78	(4E)	CHARACTER	6	trloid50	
78	(4E)	CHARACTER	4	trlwsn50	
82	(52)	SIGNED	2	trlopn50	
84	(54)	CHARACTER	3	trlcalle50	
87	(57)	CHARACTER	1	trlType50	Y N
88	(58)	CHARACTER	8	trlJobname50	jobname
96	(60)	CHARACTER	8	trlJobid50	jobid
104	(68)	CHARACTER	8	trlSTEP50	step name
112	(70)	CHARACTER	8	trlPSTEP50	proc step name
120	(78)	CHARACTER	1	trlStepEnd50	step end event Y N
121	(79)	CHARACTER	1	trlStatus50	oper status
122	(7A)	CHARACTER	3	*	

TRL 51 Audit trail record access EQQJBLIB member

Offsets					
Dec	Hex	Type	Len	Name (Dim)	Description
52	(34)	STRUCTURE	*	TRLBDY51A	joblib jcl log record
52	(34)	CHARACTER	76	TRLBDY51	record data
52	(34)	UNSIGNED	4	TRLKLN51	size of key
56	(38)	UNSIGNED	4	TRLREC51	amount of data this re
60	(3C)	CHARACTER	4	TRLFIL51	logical file name
64	(40)	CHARACTER	1	TRLACC51	access type(r,u,i,d)
65	(41)	BITSTRING	3	TRLRSV51	filler
68	(44)	CHARACTER	52	TRLKEY51	job library
68	(44)	CHARACTER	44	TRLLIB51	job library
112	(70)	CHARACTER	8	TRLMEM51	jcl member
120	(78)	CHARACTER	8	*	reserved
128	(80)	CHARACTER	*	TRLDAT51	record data

TRL 52 LOG XD02 VSAM RECORD CHANGES INVOLVING LTP OR NMM

Offsets					
Dec	Hex	Type	Len	Name (Dim)	Description
52	(34)	STRUCTURE	*	trlbdy52	
52	(34)	SIGNED	4	trlsiz52	xd02len
56	(38)	CHARACTER	*	trldata52	xd02 record

TRL 53 NOERROR match occurred for operation

Offsets					
Dec	Hex	Type	Len	Name (Dim)	Description
52	(34)	STRUCTURE	92	trlbdy53	

Offsets					
Dec	Hex	Type	Len	Name (Dim)	Description
52	(34)	CHARACTER	16	trladi53	
68	(44)	CHARACTER	10	trlia53	
68	(44)	CHARACTER	6	trliad53	
74	(4A)	CHARACTER	4	trliat53	
78	(4E)	SIGNED	2	trlopnum53	
80	(50)	CHARACTER	4	trlws53	
84	(54)	CHARACTER	8	trljob53	
92	(5C)	CHARACTER	8	trljid53	
100	(64)	CHARACTER	41	trlstmt53	
141	(8D)	CHARACTER	3	*	

TRL 54 NOERROR proc skip for operation

Offsets					
Dec	Hex	Type	Len	Name (Dim)	Description
52	(34)	STRUCTURE	34	trlbdy54	
52	(34)	CHARACTER	16	trladi54	
68	(44)	CHARACTER	10	trlia54	
68	(44)	CHARACTER	6	trliad54	
74	(4A)	CHARACTER	4	trliat54	
78	(4E)	SIGNED	2	trlopnum54	
80	(50)	CHARACTER	4	trlws54	
84	(54)	1... .... .111 1111		trlNESkip54 *	
85	(55)	CHARACTER	1	*	

TRL 55 Externally submitted job trl that acts in place of Ij1

Offsets					
Dec	Hex	Type	Len	Name (Dim)	Description
52	(34)	STRUCTURE	42	trlbdy55	
52	(34)	CHARACTER	16	trladi55	
68	(44)	CHARACTER	10	trlia55	
68	(44)	CHARACTER	6	trliad55	
74	(4A)	CHARACTER	4	trliat55	
78	(4E)	SIGNED	2	trlopnum55	
80	(50)	CHARACTER	8	trljobid55	
88	(58)	CHARACTER	6	*	

TRL 60 RESET TRL SEQNO

Offsets					
Dec	Hex	Type	Len	Name (Dim)	Description
52	(34)	STRUCTURE	20	trlbdy60	
52	(34)	CHARACTER	8	trl60curCPdd	current CP DD
60	(3C)	CHARACTER	8	trl60curCPtod	current CP tod
68	(44)	CHARACTER	4	trl60reason	NCP turnover new plan LTP LTP extend SYNC re-sync

### TRL 61 SUSPENDED BACKUP CONTROLLER EVENT

Offsets					
Dec	Hex	Type	Len	Name (Dim)	Description
52	(34)	STRUCTURE	20	trlbdy61	
52	(34)	CHARACTER	2	trlrctyp61	orig TRL type
54	(36)	CHARACTER	2	*	free
56	(38)	CHARACTER	8	trlCPtod61	dqeJTX CP tod
64	(40)	CHARACTER	8	trlLTtod61	dqeJTX LT tod
72	(48)	CHARACTER		trlvar61	appended orig TRL

### TRL 62 PLAN TRANSFER START END

Offsets					
Dec	Hex	Type	Len	Name (Dim)	Description
52	(34)	STRUCTURE	54	trlbdy62	
52	(34)	UNSIGNED	2	trlrunCP62	CP run
54	(36)	CHARACTER	8	trltodCP62	CP tod
62	(3E)	UNSIGNED	2	trlrunLT62	LTP run
64	(40)	CHARACTER	8	trltodLT62	LTP tod
72	(48)	CHARACTER	8	trltype62	START END
80	(50)	CHARACTER	4	trlfile62	file type (LTP, CP ..)
84	(54)	SIGNED	4	trlrcode62	job rc
88	(58)	CHARACTER	8	trljobnm62	job name
96	(60)	CHARACTER	8	trljobid62	job id
104	(68)	CHARACTER	1	trlcan62	cancelled Y N
105	(69)	CHARACTER	1	trlLTPonly	Y N

### TRL 63 START END JT RESEND

Offsets					
Dec	Hex	Type	Len	Name (Dim)	Description
52	(34)	STRUCTURE	32	trlbdy63	
52	(34)	UNSIGNED	2	trlrunCP63	CP run number
54	(36)	CHARACTER	8	trltodCP63	CP tod
62	(3E)	UNSIGNED	2	trlrunLT63	LT run number
64	(40)	CHARACTER	8	trltodLT63	LT tod
72	(48)	CHARACTER	5	trltype63	START or END
77	(4D)	CHARACTER	1	trlJTlost63	Y or N
78	(4E)	CHARACTER	2	*	
80	(50)	UNSIGNED	4	trlfromSEQNO	resend JT from this seqno

### TRL 64 LOG EDP TABLE for BACKUP CONTROLLER

Offsets					
Dec	Hex	Type	Len	Name (Dim)	Description
52	(34)	STRUCTURE	*	trlbdy64	log data
52	(34)	CHARACTER	4	trltyp64	'EDPB'
56	(38)	SIGNED	4	trlsize64	size of data logged
60	(3C)	CHARACTER	*	trldata64	data part

## TRL 65 RESUME EVENT

Offsets					
Dec	Hex	Type	Len	Name (Dim)	Description
52	(34)	STRUCTURE	48	trlbody65	resume event
52	(34)	CHARACTER	16	trlprev65	BKQPR prev last event
52	(34)	CHARACTER	2	trlprevTYP65	
54	(36)	UNSIGNED	2	trlprevBDW65	
56	(38)	CHARACTER	4	trlprevEVDAT65	
60	(3C)	UNSIGNED	4	trlprevEVTIM65	
64	(40)	UNSIGNED	4	trlprevSEQNO65	
68	(44)	CHARACTER	16	trlfirst65	BKQPR first event
68	(44)	CHARACTER	2	trlfirstTYP65	
70	(46)	UNSIGNED	2	trlfirstBDW65	
72	(48)	CHARACTER	4	trlfirstEVDAT65	
76	(4C)	UNSIGNED	4	trlfirstEVTIM65	
80	(50)	UNSIGNED	4	trlfirstSEQNO65	
84	(54)	CHARACTER	16	trllast65	BKQPR last event
84	(54)	CHARACTER	2	trllastTYP65	
86	(56)	UNSIGNED	2	trllastBDW65	
88	(58)	CHARACTER	4	trllastEVDAT65	
92	(5C)	UNSIGNED	4	trllastEVTIM65	
96	(60)	UNSIGNED	4	trllastSEQNO65	

## TRL 66 OPERATION EVENT Extended to replace trl23

Offsets					
Dec	Hex	Type	Len	Name (Dim)	Description
52	(34)	STRUCTURE	96	trlbody66	body of operation event
52	(34)	CHARACTER	16	trladi66	ad id for occurrence
68	(44)	CHARACTER	6	trliad66	mod input arr date
74	(4A)	CHARACTER	4	trliat66	mod input arr time
78	(4E)	CHARACTER	6	trloid66	operation id
78	(4E)	CHARACTER	4	trlwsn66	workstation name
82	(52)	SIGNED	2	trlopn66	operation number
84	(54)	CHARACTER	1	trlevt66	new operation status or 'X' = reset status or X status
85	(55)	CHARACTER	6	trldur66	reported duration
91	(5B)	CHARACTER	4	trlerc66	reported error code
95	(5F)	CHARACTER	1	*	various flags
		1... ..		trlfdb66	on = occ. is completed
		.1.. ..		trlbyp66	on = bypass during restart
		..1. ....		trlman66	on = status set manually (gs)
		...1 ....		trlX66	on = status X set
		.... 1111		*	reserved
96	(60)	CHARACTER	16	trlowi66	owner id
112	(70)	CHARACTER	8	trljbn66	jobname
120	(78)	UNSIGNED	4	trldurs66	duration in 100th*sec
124	(7C)	CHARACTER	8	trlready66	start time wait opr
132	(84)	CHARACTER	1	trlOldSt66	Old Status
133	(85)	CHARACTER	15	*	start time wait opr

## TRL 67 EXTENDED AUDIT RECORD

Offsets						
Dec	Hex	Type	Len	Name (Dim)	Description	
52	(34)	STRUCTURE	*	trlbdy67	audit trail log record	
52	(34)	CHARACTER	96	trlfix67		
52	(34)	SIGNED	2	trlkln67	size of key	
54	(36)	SIGNED	2	trlrec67	amount of data this record	
56	(38)	SIGNED	4	trltot67	total data size	
60	(3C)	CHARACTER	8	trltod67	time of day	
68	(44)	CHARACTER	4	trlfil67	logical file name	
72	(48)	CHARACTER	1	trlacc67	access type: R read access, U update access, I add a record, D record deleted	
73	(49)	CHARACTER	1	trlseq67	before/after	
74	(4A)	CHARACTER	1	trlfro67	from ISPF or PIF	
75	(4B)	CHARACTER	9	*	reserved	
84	(54)	CHARACTER	64	trlkey67	record key + blanks	
84	(54)	CHARACTER	28	*	reserved	
112	(70)	CHARACTER	8	trllib67	library read from	
120	(78)	CHARACTER	8	trlmem67	jcl member read	
128	(80)	CHARACTER	19	*	reserved	
147	(93)	CHARACTER	1	trlchg67	record changed SDSLA	
148	(94)	CHARACTER	*	trlvar67		

Offsets						
Dec	Hex	Type	Len	Name (Dim)	Description	
0	(0)	STRUCTURE	12	trlWRK		
0	(0)	ADDRESS	4	trlWRKnxt		
4	(4)	CHARACTER	2	trlWRKtyp		
6	(6)	CHARACTER	2	*		
8	(8)	ADDRESS	4	trlWRKelP		

Offsets						
Dec	Hex	Type	Len	Name (Dim)	Description	
0	(0)	STRUCTURE	12	trlMCP		
0	(0)	ADDRESS	4	trlMCPnxt		
4	(4)	CHARACTER	2	trlMCPtyp		
6	(6)	CHARACTER	2	*		
8	(8)	ADDRESS	4	trlMCPelP		

## Cross reference

Name	Hex Offset	Hex Value	Level
trlopdl28	5C		2
trlopdu28	5E		2
trlop28	60		2
trlacc32	44		3
TRLACC51	40		3
trlact34	66		2
trladi23	34		2



Name	Hex Offset	Hex Value	Level
trladi34	4C		2
trladi40	34		2
trladi42	34		2
trladi44	34		2
trladi45	34		2
trladi47	34		2
trladi48	34		2
trladi49	34		2
trladi50	34		2
trladi53	34		2
trladi54	34		2
trladi55	34		2
trladi66	34		2
trladd27	68		3
trladd28	54		3
trladt27	6E		3
trladt28	56		3
trladl27	68		2
trladl28	54		2
trladu27	58		2
trladu28	6C		3
trlaid25	34		2
trlaid26	34		2
trlaid27	34		2
trlaid28	34		2
trlaid33	34		2
trlaid38	34		2
trlaid41	34		2
trlaltws25	80		2
trlARinfo	50		2
trlARpStep	5C		3
trlARstep	54		3
trlARstn	50		3
trlbdw	2		3
trlbdy20	34		1
trlbdy23	34		1
trlbdy24	34		1
trlbdy25	34		1
trlbdy26	34		1
trlbdy27	34		1
trlbdy28	34		1

Name	Hex Offset	Hex Value	Level
trlbdy29	34		1
trlbdy30	34		1
trlbdy31	34		1
trlbdy32	34		1
trlbdy33	34		1
trlbdy34	34		1
trlbdy35	34		1
trlbdy36	34		1
trlbdy37	34		1
trlbdy38	34		1
trlbdy39	34		1
trlbdy40	34		1
trlbdy41	34		1
trlbdy42	34		1
trlbdy44	34		1
trlbdy45	34		1
trlbdy46	34		1
trlbdy47	34		1
trlbdy48	34		1
trlbdy49	34		1
trlbdy50	34		1
TRLBDY51	34		2
TRLBDY51A	34		1
trlbdy52	34		1
trlbdy53	34		1
trlbdy54	34		1
trlbdy55	34		1
trlbdy60	34		1
trlbdy61	34		1
trlbdy62	34		1
trlbdy63	34		1
trlbdy64	34		1
trlbdy65	34		1
trlbdy66	34		1
trlBKPT	3	08	5
trlbypass	3	20	5
trlbyp23	5F	40	3
trlbyp66	5F	40	3
trlCaller44	7E		2
trlCaller45	54		2
trlCaller47	7C		2

Name	Hex Offset	Hex Value	Level
trllaller48	54		2
trllaller49	7C		2
trllaller50	54		2
trllan62	68		2
trllcat34	A3		2
trllchg30	36	40	3
trllchg32	87		4
trllCid44	50		2
trllCid45	50		2
trllCid47	50		2
trllCid49	50		2
trllckptr	3	80	5
trllckptr_o	30	80	5
trllcnd46	34		2
trllcnt35	44		3
trllcom	0		2
trllCPchg40	5D	80	3
trllcpdd36	34		2
trllcpeut	14		5
trllcpkey	14		3
trllCPtod61	38		2
trllcyc30	40		3
trllcyc35	54		3
trllcyc39	4C		3
trlldata37	3C		2
trlldata52	38		2
trlldata64	3C		2
trlldat32	88		3
TRLDAT51	80		2
trllddn25	56		2
trllddn34	6F		2
trlldpa35	36	80	3
trlldpa39	34	80	3
trlldsn34	77		2
trlldurs23	78		2
trlldurs66	78		2
trlldur23	55		2
trlldur66	55		2
trlledld27	62		3
trlledlt27	64		3
trledl27	62		2

Name	Hex Offset	Hex Value	Level
trledu27	54		2
trlerc23	5B		2
trlerc66	5B		2
trletc31	36		2
trlevdat	C		3
trlevtim	10		3
trlevt23	54		2
trlevt66	54		2
trlexit13rc	6E	20	3
trlexr29	35		2
trlexsr30	48		2
trlexs30	38		1
trfdb23	5F	80	3
trfdb66	5F	80	3
trfile62	50		2
trfill	27		3
trfill2	3		4
trfill2_o	30		4
trfil32	40		3
TRLFIL51	3C		3
trfirst	27	80	4
trfirstBDW65	46		3
trfirstEVDAT65	48		3
trfirstEVTIM65	4C		3
trfirstSEQNO65	50		3
trfirstTYP65	44		3
trfirst65	44		2
trFIX32	34		2
trFlag	6E		2
trflags42	54		2
trflag40	5D		2
trfla30	36		2
trfl135	36		2
trfl139	34		2
trlfromBKP	3	01	5
trlfromSEQNO	50		2
trlFsent	3	02	5
trlgmtof	2C		3
trliad23	44		2
trliad25	44		3
trliad27	44		2

Name	Hex Offset	Hex Value	Level
trliad28	44		2
trliad33	44		3
trliad40	44		3
trliad42	44		3
trliad44	44		3
trliad45	44		3
trliad47	44		3
trliad48	44		3
trliad49	44		3
trliad50	44		3
trliad53	44		3
trliad54	44		3
trliad55	44		3
trliad66	44		2
trliat23	4A		2
trliat25	4A		3
trliat27	4A		2
trliat28	4A		2
trliat33	4A		3
trliat34	5C		2
trliat40	4A		3
trliat42	4A		3
trliat44	4A		3
trliat45	4A		3
trliat47	4A		3
trliat48	4A		3
trliat49	4A		3
trliat50	4A		3
trliat53	4A		3
trliat54	4A		3
trliat55	4A		3
trliat66	4A		2
trlia25	44		2
trlia26	44		2
trlia33	44		2
trlia38	44		2
trlia40	44		2
trlia41	44		2
trlia42	44		2
trlia44	44		2
trlia45	44		2

Name	Hex Offset	Hex Value	Level
trlia47	44		2
trlia48	44		2
trlia49	44		2
trlia50	44		2
trlia53	44		2
trlia54	44		2
trlia55	44		2
trlinJTB42	54	80	3
trljbn23	70		2
trljbn66	70		2
trljid25	4E		2
trljid34	3C		2
trljid53	5C		2
trljnm25	5E		2
trljnm34	34		2
trlJobid50	60		2
trlJobid55	50		2
trlJobid62	60		2
trlJobname50	58		2
trlJobNm47	8F		2
trlJobNm49	8F		2
trljobnm62	58		2
trljob53	54		2
trljrnfl	27	01	4
trljrpfl	27	04	4
trljtddOCP36	44		2
trljtdd36	3C		2
trlJTid	2		4
trlJTlost63	4D		2
trljtwho36	4D		2
trlkey32	48		3
TRLKEY51	44		3
trlkln32	34		3
TRLKLN51	34		3
trllast	27	40	4
trllastBDW65	56		3
trllastEVDAT65	58		3
trllastEVTIM65	5C		3
trllastSEQNO65	60		3
trllastTYP65	54		3
trllast65	54		2

Name	Hex Offset	Hex Value	Level
trllengt	28		3
trllib32	64		4
TRLLIB51	44		4
trllim35	48		3
trllim39	40		3
trllogid	7		3
trLTPonly	69		2
trLTtod61	40		2
trlman23	5F	20	3
trlman66	5F	20	3
trlMCP	0		1
trlMCPeIP	8		2
trlMCPnxt	0		2
trlMCPtyp	4		2
trlmcp35	48		2
trlmcp39	40		2
trlmem32	6C		4
TRLMEM51	70		4
trlMissNO49	8E		2
trlMiss47	8E		2
trlmjs35	40		2
trlmod20	34		2
trlmsg33	4E		2
trlmt024	34		2
trlnam33	4F		2
trlNESkip54	54	80	2
trlNewSt44	7D		2
trlNewSt45	53		2
trlnode30	38		2
trlnode35	4C		2
trlnode39	44		2
trlnod34	44		2
trlodld28	4E		3
trlodlt28	50		3
trlodl28	4E		2
trlodu28	68		3
trloid23	4E		2
trloid27	4E		2
trloid40	4E		2
trloid42	4E		2
trloid48	4E		2

Name	Hex Offset	Hex Value	Level
trloid50	4E		2
trloid66	4E		2
trloldcp	27	02	4
trlOldSt44	7C		2
trlOldSt45	52		2
trlOldSt66	84		2
trlopadd28	76		4
trlopaddt28	78		4
trlopaddl28	76		3
trlopc	4		3
trlopi28	62		3
trlOpno44	4E		2
trlOpno45	4E		2
trlOpno47	4E		2
trlOpno49	4E		2
trlopnum53	4E		2
trlopnum54	4E		2
trlopnum55	4E		2
trlopn23	52		3
trlopn40	52		3
trlopn42	52		3
trlopn48	52		3
trlopn50	52		3
trlopn66	52		3
trlopodd28	70		4
trlopoddlt28	72		4
trlopoddl28	70		3
trlops28	62		2
trlopt35	40		3
trlorig27	5F		2
trlowi23	60		2
trlowi66	60		2
trlpos30	40		2
trlpos35	54		2
trlpos39	4C		2
trlprevBDW65	36		3
trlprevEVDAT65	38		3
trlprevEVTIM65	3C		3
trlprevSEQNO65	40		3
trlprevTYP65	34		3
trlprev65	34		2



Name	Hex Offset	Hex Value	Level
trlProcS44	88		2
trlProcS47	86		2
trlProcS49	86		2
trlPSTEP50	70		2
trlrcbdy	34		2
trlrcode62	54		2
trlrctyp	9		3
trlrctyp61	34		2
trlrcver	B		3
trlrdn30	3C		2
trlrdn35	50		2
trlrdn39	48		2
trlready23	7C		2
trlready66	7C		2
trlrec	0		1
trlrec30	44		3
trlrec35	58		3
trlrec39	50		3
trlrec32	36		3
trlrec40	5E		2
trlrec40D	5E		3
trlrec40T	64		3
TRLREC51	38		3
trlrem32	3C		3
trlreq30	35		2
trlreq31	35		2
trlrer25	6E	40	3
trlresub	27	08	4
trlres27	5E		2
trlres35	34		2
trlrid27	60		2
trlrid28	5A		2
trlrnrec40	58		2
trlrsr30	38		2
trlrsv32	45		3
TRLRSV51	41		3
trlrunCP62	34		2
trlrunCP63	34		2
trlrunLT62	3E		2
trlrunLT63	3E		2
trlsa	3	40	5

Name	Hex Offset	Hex Value	Level
trlsa_o	30	40	5
trlSEQNO	30		3
trlseqn40	54		2
trlsize	0		3
trlsize37	38		2
trlsize52	34		2
trlsize64	38		2
trlsrs30	36	80	3
trlseq	22		4
trlStatus50	79		2
trlstc	27	20	4
trlStepEnd50	78		2
trlStepN44	80		2
trlStepN47	7E		2
trlStepN49	7E		2
trlSTEP50	68		2
trlstmt53	64		2
trlstp34	67		2
trlsubtoken25	78		2
trlTaskType25	6F		2
trltodCP62	36		2
trltodCP63	36		2
trltodLT62	40		2
trltodLT63	40		2
trltok_full25	70		2
trltok_pre25	70		3
trltok25	74		3
trltot32	38		3
trltot35	4A		3
trltot39	42		3
trltrg40	5C		2
trlTURNOV	3	10	5
trltype40	68		2
trlType50	57		2
trltype62	48		2
trltype63	48		2
trltyp29	34		2
trltyp30	34		2
trltyp31	34		2
trltyp37	34		2
trltyp64	34		2

Name	Hex Offset	Hex Value	Level
trlTZOFF41	4E		2
trluser	1A		4
trlusr25	66		2
trlusr35	38		2
trlusr39	38		2
trlVAR32	88		2
trlvar61	48		2
trlWASUJ	6E	80	3
trlWRK	0		1
trlWRKeIP	8		2
trlWRKnxt	0		2
trlWRKtyp	4		2
trlwsn23	4E		3
trlwsn40	4E		3
trlwsn42	4E		3
trlwsn48	4E		3
trlwsn50	4E		3
trlwsn66	4E		3
trlws53	50		2
trlws54	50		2
trlwto	27	10	4
trlxst26	4E		2
trlX23	5F	10	3
trlX66	5F	10	3
trl36filler	4C		2
trl44PredAd	54		2
trl44PredDep	6E		2
trl44PredIA	64		2
trl44PredLog	71		2
trl44PredOp	52		2
trl44PredTyp	6F		2
trl44PredValrc	73		2
trl44PredValrc2	77		2
trl44PredValst	7B		2
trl47PredAd	54		2
trl47PredDep	6E		2
trl47PredIA	64		2
trl47PredLog	71		2
trl47PredOp	52		2
trl47PredTyp	6F		2
trl47PredValrc	73		2

Name	Hex Offset	Hex Value	Level
trl47PredValrc2	77		2
trl47PredValst	7B		2
trl49PredAd	54		2
trl49PredDep	6E		2
trl49PredIA	64		2
trl49PredLog	71		2
trl49PredOp	52		2
trl49PredTyp	6F		2
trl49PredValrc	73		2
trl49PredValrc2	77		2
trl49PredValst	7B		2
trl60curCPdd	34		2
trl60curCPTod	3C		2
trl60reason	44		2

## WAP - Workstation analyzer parameters

Name : DCLWAP

Function:

This segment declares a workstation analyzer area. This control block is built, initialized, and freed by the workstation analyzer task.

Offsets					
Dec	Hex	Type	Len	Name (Dim)	Description
0	(0)	STRUCTURE	344	WAP	WS ANALYZER PARAMETERS
0	(0)	CHARACTER	4	WAPDESC	BLOCK DESCRIPTOR = WAP
4	(4)	CHARACTER	2	WAPVER	BLOCK MAPPING VERSION
6	(6)	BITSTRING	2	WAPFLAGS	FLAGS
		1... ..		WAPNOWT	NO WAIT THIS TIME
		.1.. ..		WAPSUBX	CALL SUBBUS EXIT
		..1. ....		WAPUX01	UX02 RC NOT 0
		...1 ....		WAPSUBER	ERROR IN SUBMISSION OF A CENTRALIZED SCRIPT
		.... 1...		WAPSAERR	ERROR RETURNED FROM SA EXIT
		.... .1..		WAPFAKESUB	FAKE SUBMISSION FOR PARALL
8	(8)	BITSTRING	4	WAPTMECB	TIMER ECB
12	(C)	ADDRESS	4	WAPMCAP	MCA ADDRESS
16	(10)	ADDRESS	4	WAPDOAP	DOA ADDRESS
20	(14)	ADDRESS	4	WAPJBUF	JOBLIB BUFFER ADDRESS
24	(18)	ADDRESS	4	WAPEMPP	EV MGR PARAMETER AREA
28	(1C)	ADDRESS	4	WAPOPRP	CURRENT OPER RECORD ADDR
32	(20)	ADDRESS	4	WAPJCLB	JCL RECORD BUFFER, < 16M
36	(24)	SIGNED	4	WAPJSIZE	MAXIMUM JS RECORD SIZE
40	(28)	ADDRESS	4	WAPSSRP	SR AREA TO SUBUS
44	(2C)	CHARACTER	8	WAPRUSER	CURRENT TSO USER
52	(34)	CHARACTER	16	WAPJID	JOB IDENTIFICATION

Offsets					
Dec	Hex	Type	Len	Name (Dim)	Description
52	(34)	CHARACTER	8	WAPJNAM	JOB NAME
60	(3C)	CHARACTER	8	WAPJNUM	JES JOB NUMBER
68	(44)	CHARACTER	10	WAPLATE	NEXT TEST LATE OPER
78	(4E)	CHARACTER	10	WAPDWTO	NEXT DEADLINE WTO TIME
88	(58)	CHARACTER	1	WAPSTAT	VAR SUBSTITUTION STATUS
89	(59)	CHARACTER	3	*	RESERVED
92	(5C)	CHARACTER	88	WAPDCB	JOBLIB DCB
180	(B4)	CHARACTER	64	WAPEXIT	TIMER EXIT
244	(F4)	CHARACTER	10	WAPSYNC	NEXT TIME FOR NEW SYNC
254	(FE)	SIGNED	2	WAPLOOP#	LOOP COUNTER
256	(100)	ADDRESS	4	WAPPDOAP	PREVIOUS DOA ADDRESS
260	(104)	CHARACTER	4	WAPPCPTR	PREVIOUS CP INDEX
260	(104)	UNSIGNED	3	WAPOCCX	OCCURRENCE INDEX
263	(107)	UNSIGNED	1	WAPOPNO	OPERATION NUMBER
264	(108)	CHARACTER	4	WAPUX01CO	USER EXIT 02 RC
268	(10C)	CHARACTER	48	WAPPERFDB	PERF DEBUG INFO
268	(10C)	CHARACTER	8	WAPWASUB	WASUB ELAPSED TIME
276	(114)	CHARACTER	8	WAPJHGET	JHGET ELAPSED TIME
284	(11C)	CHARACTER	8	WAPJHPDS	JHPDS ELAPSED TIME
292	(124)	CHARACTER	8	WAPEXI02	EXI02 ELAPSED TIME
300	(12C)	CHARACTER	8	WAPJHPUT	JHPUT ELAPSED TIME
308	(134)	CHARACTER	8	WAPEXI01	EXI01 ELAPSED TIME
316	(13C)	1... .... .111 1111		WAPDEBUG *	PERF DEBUG ON RESERVED
317	(13D)	CHARACTER	3	*	RESERVED
320	(140)	ADDRESS	4	WAPDIAP	ADDRESS OF ZZWSA
324	(144)	CHARACTER	20	*	RESERVED
340	(154)	CHARACTER	4	*	RESERVED
344	(158)	CHARACTER		WAPEND	END OF WAP

## Cross reference

Name	Hex Offset	Hex Value	Level
WAP	0		1
WAPDCB	5C		2
WAPDEBUG	13C	80	2
WAPDESC	0		2
WAPDIAP	140		2
WAPDOAP	10		2
WAPDWTO	4E		2
WAPEMPP	18		2
WAPEND	158		2
WAPEXIT	B4		2
WAPEXI01	134		3
WAPEXI02	124		3
WAPFAKESUB	6	04	3
WAPFLAGS	6		2

Name	Hex Offset	Hex Value	Level
WAPJBUF	14		2
WAPJCLB	20		2
WAPJHGET	114		3
WAPJHPDS	11C		3
WAPJHPUT	12C		3
WAPJID	34		2
WAPJNAM	34		3
WAPJNUM	3C		3
WAPJSIZE	24		2
WAPLATE	44		2
WAPMCAP	C		2
WAPNOWT	6	80	3
WAPOCCX	104		3
WAPOPNO	107		3
WAPOPRP	1C		2
WAPPCPTR	104		2
WAPPDOAP	100		2
WAPPERFDB	10C		2
WAPPLOOP#	FE		2
WAPRUSER	2C		2
WAPSAERR	6	08	3
WAPSCHE	144		2
WAPSSRP	28		2
WAPSSSTAT	58		2
WAPSUBER	6	10	3
WAPSUBX	6	40	3
WAPSYNC	F4		2
WAPTMECB	8		2
WAPUX01	6	20	3
WAPUX01CO	108		2
WAPVER	4		2
WAPWASUX	10C		3

## WQA - Workstation queue area

Name : DCLWQA

### Function:

This segment declares a workstation queue area entry. WQAs are chained, via WQAWQANX, to the anchor in NMMWAQ1. WQAs are built by the NMM when the scheduler is started from information in current plan workstation records.

Offsets					
Dec	Hex	Type	Len	Name (Dim)	Description
0	(0)	STRUCTURE	248	WQA	WORKSTATION QUEUE AREA
0	(0)	CHARACTER	4	WQADESC	BLOCK DESCRIPTOR = 'WQA '
4	(4)	CHARACTER	2	WQAVER	BLOCK MAPPING VERSION
6	(6)	BITSTRING	1	WQAFLGS	WORKSTATION FLAGS
		1... ....		WQADEL	WQA IS LOGICALLY DELETED
		.1.. ....		WQAIVLNP	PS NOT USED
		..1. ....		WQAR1C	CONTROL ON RESOURCE 1
		...1 ....		WQAR2C	CONTROL ON RESOURCE 2
		.... 1..		WQAREROUTE	1: REROUTE MODE
		.... .1..		WQAWS_VARY	1: VARIED STATUS
		.... ..1.		WQARTR_PEND	1: RTR EVENT PENDING
		.... ...1		WQAOFF_PEND	1: PENDING OFFLINE
7	(7)	CHARACTER	1	WQAWSTYP	WORKSTATION TYPE
8	(8)	CHARACTER	4	WQAWSNAM	WORKSTATION NAME
12	(C)	CHARACTER	1	WQAWSREP	REPORTING ATTRIBUTE
13	(D)	CHARACTER	1	WQAPREP	JOB PREPARATION WS Y N
14	(E)	CHARACTER	1	WQASTATUS	WS STATUS
15	(F)	BITSTRING	1	WQAFLAG2	WORKSTATION FLAG 2
		1... ....		WQASTC	STC OPTION
		.1.. ....		WQAWTO	WTO OPTION
		..1. ....		WQASSEQ_PEND	WAITING FOR J0 EVENT
		...1 ....		WQAOSI	USER DEFINED DESTINATION
		.... 1..		WQATOKEN	TOKEN REQUIRED
		.... .1..		WQAWSSTAT	STATUS BY WSSTAT
		.... ..1.		WQAUX009	STATUS BY EQQUX009
		.... ...1		WQATCP	TCP DESTINATION
16	(10)	UNSIGNED	2	WQACURR1	AMOUNT OF R1 IN USE
18	(12)	UNSIGNED	2	WQACURR2	AMOUNT OF R2 IN USE
20	(14)	SIGNED	4	WQAMAX15	MAX NO OF EVENTS IN 15 MIN
24	(18)	BITSTRING	2	WQAFLAG3	WORKSTATION FLAG 3
		1... ....		WQAAPPC	APPC DESTINATION
		.1.. ....		WQAWAIT	WAIT WORKSTATION
		..1. ....		WQAZNOINFO	ZCENTRIC INIT STATUS
		...1 ....		WQASTCHG	WQA STATUS CHANGE
24	(18)	BITSTRING	1	*	FREE
26	(1A)	BITSTRING	2	*	FREE
		1... ....		WQATCPNEW	TCPIP CLASSIC TRACKER
28	(1C)	ADDRESS	4		
32	(20)	ADDRESS	4	WQADOAP	ADDR OF 1ST ACTIVE OPER

Offsets					
Dec	Hex	Type	Len	Name (Dim)	Description
36	(24)	ADDRESS	4	WQASUREP	ADDR OF SU/RE DS IOC
40	(28)	ADDRESS	4	WQAOINTP	CURR INTERVAL IVL
44	(2C)	ADDRESS	4	WQA_ALTWSP	ADDR OF ALTERNATE
48	(30)	ADDRESS	4	WQADOAPR	ADDR OF 1ST READY OPER
52	(34)	CHARACTER	12	WQASUMC	SUM OF COMPLETED OPS
52	(34)	SIGNED	4	WQASUMC#	NUMBER
56	(38)	SIGNED	4	WQASUMCE	ESTIMATED DURATION
60	(3C)	SIGNED	4	WQASUMCR	REAL DURATION
64	(40)	CHARACTER	12	WQASUMI	SUM OF INTERRUPTED OPS
64	(40)	SIGNED	4	WQASUMI#	NUMBER
68	(44)	SIGNED	4	WQASUMIE	ESTIMATED DURATION
72	(48)	SIGNED	4	WQASUMIR	REAL DURATION
76	(4C)	CHARACTER	8	WQASUMS	SUM OF STARTED OPS
76	(4C)	SIGNED	4	WQASUMS#	NUMBER
80	(50)	CHARACTER	8	WQASUMSE	ESTIMATED DURATION
84	(54)	CHARACTER	8	WQASUMR	SUM OF READY OPS
84	(54)	SIGNED	4	WQASUMR#	NUMBER
88	(58)	CHARACTER	8	WQASUMRE	ESTIMATED DURATION
92	(5C)	CHARACTER	8	WQASUMW	SUM OF WAITING OPS
92	(5C)	SIGNED	4	WQASUMW#	NUMBER
96	(60)	SIGNED	4	WQASUMWE	ESTIMATED DURATION
100	(64)	SIGNED	4	WQASUMA	SUM OF ARRIVING OPS
104	(68)	SIGNED	4	WQASUMNRR	SUM OF '*' READY
108	(6C)	SIGNED	4	WQASUMU	SUM OF UNDECIDED
112	(70)	SIGNED	4	WQASUME	SUM OF ERROR OPERS
116	(74)	SIGNED	4	WQASUML	SUM OF LATE OPERS
120	(78)	CHARACTER	8	WQACREVT	LAST SYNCHRONOUS EVENT CREATION TIME
120	(78)	SIGNED	4	WQADATE	DATE FORMAT (00YYDDDF)
124	(7C)	SIGNED	4	WQATIME	TIME FORMAT (SECS*100)
128	(80)	ADDRESS	4	WQAVIRTPTR	IF WQAVTYPE: N ==> 0, V ==> 1° VIRT DEST WQA, D ==> OWNING VIRT WQA
132	(84)	SIGNED	4	WQASUMX	SUM OF DUMMY COMPL OPERATIONS
136	(88)	SIGNED	4	WQASUMD	SUM OF DELETED OPERATIONS
140	(8C)	CHARACTER	8	WQAPREEV	TIME OF PREVIOUS EVENT
140	(8C)	CHARACTER	4	WQAPREDT	DATE (FORMAT 00YYDDDF)
144	(90)	CHARACTER	4	WQAPRETM	TIME (FORMAT HHMMSSSTH)
148	(94)	CHARACTER	8	WQAOFF	TIME OF OFFLINE EVENT
148	(94)	CHARACTER	4	WQAOFF_DATE	DATE (FORMAT 00YYDDDF)
152	(98)	CHARACTER	4	WQAOFF_TIME	TIME (FORMAT HHMMSSSTH)
156	(9C)	CHARACTER	2	WQAWSR1N	NAME OF R1 ON THIS WORKSTATION
158	(9E)	CHARACTER	2	WQAWSR2N	NAME OF R2 ON THIS WORKSTATION
160	(A0)	CHARACTER	8	WQASUDS	SUBMIT DESTINATION
168	(A8)	SIGNED	4	WQAIVL#	NUMBER OF OPEN INTERVALS
172	(AC)	CHARACTER	32	WQASDESC	WORKSTATION DESCRIPTION
204	(CC)	CHARACTER	1	WQAEOPTP	POINTER TO E2E OPTIONS
208	(D0)	CHARACTE	1	WQAVTYPE	
209	(D1)	UNSIGNED	1	WQARSEQ#	CURRENT SUBMIT REQ#
210	(D2)	UNSIGNED	2	WQASSEQ#	CURRENT SUBMIT SEQ#
212	(D4)	CHARACTER	8	WQANETID	APPC ROUTE NETID



Offsets					
Dec	Hex	Type	Len	Name (Dim)	Description
220	(DC)	CHARACTER	8	WQANETLU	APPC ROUTE LU NAME
228	(E4)	UNSIGNED	1	WQASUMCES	SECONDS FOR WQASUMCE
229	(E5)	UNSIGNED	1	WQASUMCRS	SECONDS FOR WQASUMCR
230	(E6)	UNSIGNED	1	WQASUMIES	SECONDS FOR WQASUMIE
231	(E7)	UNSIGNED	1	WQASUMIRS	SECONDS FOR WQASUMIR
232	(E8)	UNSIGNED	1	WQASUMSES	SECONDS FOR WQASUMSE
233	(E9)	UNSIGNED	1	WQASUMRES	SECONDS FOR WQASUMRE
234	(EA)	UNSIGNED	1	WQASUMWES	SECONDS FOR WQASUMWE
235	(EB)	CHARACTER	1	WQATWS	IBM WORKLOAD SCHEDULER WORKSTATION
236	(EC)	CHARACTER	1	WQALNKSTA	IBM WORKLOAD SCHEDULER WORKSTATION LINK STATUS
237	(ED)	CHARACTER	1	WQAFGLTWS	IBM WORKLOAD SCHEDULER WORKSTATION SPECIFIC FLAGS
		1... ..		WQALNKVA	IBM WORKLOAD SCHEDULER LINKED MAN VARIED
		.1.. ..		WQASTAVA	IBM WORKLOAD SCHEDULER STATUS MAN VARIED
		..1. ....		WQALNKDW	IBM WORKLOAD SCHEDULER LINKED DOWN TO CPU
		...1 ....		WQAWRTST	IBM WORKLOAD SCHEDULER WRITER STATUS FOR CPU
		.... 1..		WQACMDLNK	IBM WORKLOAD SCHEDULER command link:  on=link off=unlink
		.... .1..		WQACMDSTA	IBM WORKLOAD SCHEDULER command status:  on=start off=stop
		.... ..1.		WQAFULLNK	IBM WORKLOAD FULLY LINKED STATUS:  ON=FULLY LINKED OFF=NOT FULLY LINKED
238	(EE)	UNSIGNED	2	WQACPULIMIT	CPU LIMIT VALUE
240	(F0)	CHARACTER	1	WQAWSFLG	WORKSTATION FLAG
		1... ..		WQASAUTO	WORKSTATION SYSTEM AUTOMATION STATUS:  YES=ENABLED NO=DISABLED
		.1.. ....		WQASTARTV	ON: LAST PROPOSED VIRT
		..1. ....		WQASUBV	ON: LAST SUB FOR VIRT
		...1 ....		WQAZCAGENT	ON: Z CENTRIC DISTRIBUTED AGENT
		.... 1..		WQAPARALWS	ON: PARALLEL WORKSTATION
		.... .1..		WQADYN	ON: DYNAMIC WORKSTATION
		.... ..1.		*	AVAILABLE
241	(F1)	CHARACTER	1	WQAFULLYACT	Y/N
242	(F2)	CHARACTER	1	WQARENGT	REMOTE ENGINE TYPE
243	(F3)	CHARACTER	1	*	FREE

Offsets					
Dec	Hex	Type	Len	Name (Dim)	Description
244	(F4)	SIGNED	4	WQASUMH	SUM OF MAN HOLD OPERATIONS
248	(F8)	CHARACTER		WQAEND	END OF WQA

## Cross reference

Name	Hex Offset	Hex Value	Level
WQA	0		1
WQA_ALTWSP	2C		2
WQAACCOMP	CC		2
WQAAPPC	18	80	3
WQACMDLNK	ED	08	3
WQACMDSTA	ED	04	3
WQACPULIMIT	EE		2
WQACREVT	78		2
WQACURR1	10		2
WQACURR2	12		2
WQADATE	78		3
WQADEL	6	80	3
WQADESC	0		2
WQADOAP	20		2
WQADOAPR	30		2
WQADYN	F0	04	3
WQAEND	F8		2
WQAEOPTP	CC		2
WQAFLAG2	F		2
WQAFLAG3	18		2
WQAFLGS	6		2
WQAFLGTWS	ED		2
WQAFULLNK	ED	02	3
WQAFULLYACT	F1		2
WQAIVL#	A8		2
WQAIVLNP	6	40	3
WQALNKDW	ED	20	3
WQALNKSTA	EC		2
WQALNKVA	ED	80	3
WQAMAX15	14		2
WQANETID	D4		2
WQANETLU	DC		2
WQAOFF	94		2
WQAOFF_DATE	94		3
WQAOFF_PEND	6	01	3

Name	Hex Offset	Hex Value	Level
WQAOFF_TIME	98		3
WQAOINTP	28		2
WQAOSI	F	10	3
WQAPARALWS	F0	08	3
WQAPREDT	8C		3
WQAPREEV	8C		2
WQAPREP	D		2
WQAPRETM	90		3
WQARENGT	F2		2
WQAREROUTE	6	08	3
WQARSEQ#	D1		2
WQARTR_PEND	6	02	3
WQAR1C	6	20	3
WQAR2C	6	10	3
WQASAUTO	F0	80	3
WQASDESC	AC		3
WQASSEQ_PEND	F	20	3
WQASSEQ#	D2		2
WQASTARTV	F0	40	3
WQASTATUS	E		2
WQASTAVA	ED	40	3
WQASTC	F	80	3
WQASTCHG	18	10	3
WQASUBV	F0	20	3
WQASUDS	A0		2
WQASUMA	64		2
WQASUMC	34		2
WQASUMC#	34		3
WQASUMCE	38		3
WQASUMCES	E4		2
WQASUMCR	3C		3
WQASUMCRS	E5		2
WQASUMD	88		2
WQASUME	70		2
WQASUMH	F4		2
WQASUMI	40		2
WQASUMI#	40		3
WQASUMIE	44		3
WQASUMIES	E6		2
WQASUMIR	48		3
WQASUMIRS	E7		2

Name	Hex Offset	Hex Value	Level
WQASUML	74		2
WQASUMNRR	68		2
WQASUMR	54		2
WQASUMR#	54		3
WQASUMRE	58		3
WQASUMRES	E9		2
WQASUMS	4C		2
WQASUMS#	4C		3
WQASUMSE	50		3
WQASUMSES	E8		2
WQASUMU	6C		2
WQASUMW	5C		2
WQASUMW#	5C		3
WQASUMWE	60		3
WQASUMWES	EA		2
WQASUMX	84		2
WQASUREP	24		2
WQATCP	F	01	3
WQATCPNEW	1A	80	3
WQATIME	7C		3
WQATOKEN	F	08	3
WQATWS	EB		2
WQAUX009	F	02	3
WQAVR	4		2
WQAVIRPTR	80		2
WQAVTYPE	D0		2
WQAWAIT	18	40	3
WQAWQANX	1C		2
WQAWRTST	ED	10	3
WQAWS_VARY	6	04	3
WQAWSFLG	F0		2
WQAWSNAM	8		2
WQAWSREP	C		2
WQAWSR1N	9C		2
WQAWSR2N	9E		2
WQAWSSTAT	F	04	3
WQAWSTYP	7		2
WQAWTO	F	40	3
WQAZCAGENT	F0	10	3
WQASUBV	18	20	3

## WSD - Workstation description record

Name : DCLWSD

### Function:

This segment declares a workstation definition, physically located in the workstation description database (EQQWSDS) The WSD structure is as follows:

- 1 WSD
- 2 common data
- 2 a table with one row per day defined describing the day
- 2 a table with one row per open time interval describing the interval

Each entry in the day table contains an index into the interval table for the first interval defined for that particular day.

Offsets					
Dec	Hex	Type	Len	Name (Dim)	Description
0	(0)	STRUCTURE	*	WSD	
0	(0)	CHARACTER	140	WSDCOMMON	
0	(0)	CHARACTER	6	*	RESERVED FOR VSAM
6	(6)	CHARACTER	4	WSDKEY	*** KEY FIELD *****
6	(6)	CHARACTER	4	WSDNAME	WS NAME
10	(A)	CHARACTER	4	WSDEYE	EYECATCHER
14	(E)	UNSIGNED	1	WSDVERS	VERSION NUMBER
15	(F)	CHARACTER	4	WSDTRSPT	TIME FROM PRE WS HHMM
19	(13)	CHARACTER	4	WSDOPDUR	OPER DURATION DEFAULT HHMM
23	(17)	CHARACTER	8	WSDROUT	PRINTOUT ROUTING FOR DP
31	(1F)	CHARACTER	32	WSDDESCR	WS DESCRIPTION
63	(3F)	CHARACTER	1	WSDTYPE	TYPE OF WORKSTATION
64	(40)	BITSTRING	1	WSDFLG	
		1... ....		WSDPREP	JOBSETUP USED ON THIS WS?
		.1.. ....		WSDPSJT	CONTROL ON SERVERS
		..1. ....		WSDSPLIT	SPLITTABLE ATTRIBUTE
		...1 ....		WSDSTC	STARTED TASK
		.... 1...		WSDWTO	DEADLINE WTO
		.... .1..		WSDZCAGN	Z-CENTRIC AGENT WORKSTATION
		.... ..1.		WSDWAIT	WAIT WORKSTATION
		.... ...1		WSDVIRT	VIRTUAL WORKSTATION
65	(41)	CHARACTER	1	WSDREP	REPORTING ATTRIBUTE
66	(42)	CHARACTER	2	WSDR1NAM	WS RESOURCE NAME
68	(44)	CHARACTER	2	WSDR1FLG	RESOURCE INDICATORS
		1... ....		WSDR1PLAN	RESOURCE USED AT PLANNING
		.1.. ....		WSDR1CONT	RESOURCE USED AT CONTROL
68	(44)	BITSTRING	1	*	FREE
70	(46)	CHARACTER	2	WSDR2NAM	WS RESOURCE NAME
72	(48)	CHARACTER	2	WSDR2FLG	RESOURCE INDICATORS
		1... ....		WSDR2PLAN	RESOURCE USED AT PLANNING
		.1.. ....		WSDR2CONT	RESOURCE USED AT CONTROL
72	(48)	BITSTRING	1	*	FREE
74	(4A)	CHARACTER	6	WSDUPDAT	LATEST UPDATE, THIS WSD
80	(50)	CHARACTER	4	WSDUPTI	LATEST UPDATE TIME

Offsets					
Dec	Hex	Type	Len	Name (Dim)	Description
84	(54)	CHARACTER	8	WSDUSER	ID OF USER WHO MADE THE.. ..LATEST CHANGE TO THIS WS
92	(5C)	CHARACTER	8	WSDSUDS	SU/RE DATA SET DDNAME
100	(64)	SIGNED	2	WSDVDES#	NUMBER OF VIRTUAL DEST
102	(66)	BITSTRING	1	WSDFLG1	
		1... ....		WSDINVOPT	INVALID OPTION SPEC
		.1.. ....		WSDDYN	DYNAMIC SCHEDULING WORKSTATION
		..1. ....		WSDDYNIO	DYNAMIC INVALID OPT
		...1 1111		*	FREE
103	(67)	CHARACTER	1	WSDPSERV	SERVER USEAGE N/B/P/C
104	(68)	CHARACTER	1	WSDRENG	REMOTE ENGINE TYPE Z/D
105	(69)	CHARACTER	2	*	FREE
107	(6B)	CHARACTER	1	WSDTWS	FTA WORKSTATION
108	(6C)	SIGNED	2	WSDDAY#	TOTAL NO. OF DAYS
110	(6E)	SIGNED	2	WSDTOTIVL#	TOTAL NO. OPEN TIME INTVL
112	(70)	SIGNED	2	WSDACCM#	
					0=NO ACC. METH. DATA 1=ACC METH DATA PRESENT
114	(72)	CHARACTER	1	WSDAUTO	SYSTEM AUTOMATION
115	(73)	CHARACTER	1	*	FREE
116	(74)	CHARACTER	8	WSDLUTS	LAST UPDATE TIMESTAMP
124	(7C)	SIGNED	2	WSDEOPT#	0 = 'NO E2E OPTIONS DATA'
126	(7E)	CHARACTER	14	*	FREE
140	(8C)	CHARACTER	*	WSDVARSECT	VARIABLE SECTION

DAY RELATED INFORMATION

Offsets					
Dec	Hex	Type	Len	Name (Dim)	Description
140	(8C)	STRUCTURE	52	WSDDAY (*)	
140	(8C)	CHARACTER	6	WSDDATE	SPECIFIC DATE
140	(8C)	SIGNED	2	WSDDAYNO	1-MONDAY 7-SUNDAY 8-STAND
146	(92)	CHARACTER	24	WSDDESD	DESCRIPTION OF DAY
170	(AA)	BITSTRING	1	WSDDFLG	
		1... ....		WSDDSPECIFIC	SPECIFIC DAY INDICATOR
171	(AB)	CHARACTER	13	*	FREE
184	(B8)	SIGNED	4	WSDDIVL#	NO. OF INTERVALS
188	(BC)	SIGNED	4	WSDIVL_IX	INDEX OF FIRST OPEN TIME.. ..INTERVAL FOR THIS DAY

OPEN TIME INTERVAL INFORMATION

Offsets					
Dec	Hex	Type	Len	Name (Dim)	Description
0	(0)	STRUCTURE	32	WSDIVL (*)	
0	(0)	CHARACTER	4	WSDSTART	START TIME OF INTERVAL
4	(4)	CHARACTER	4	WSDENDT	END TIME OF INTERVAL
8	(8)	SIGNED	2	WSDSERV#	NUMBER OF PARALLEL SERVERS
10	(A)	SIGNED	2	WSDR1CAP	RESOURCE CAPACITY
12	(C)	SIGNED	2	WSDR2CAP	RESOURCE CAPACITY
14	(E)	CHARACTER	4	WSDAWS	ALTERNATE WS NAME
18	(12)	CHARACTER	14	*	FREE

ACCESS METHOD INFORMATION

Offsets					
Dec	Hex	Type	Len	Name (Dim)	Description
0	(0)	STRUCTURE	72	WSDACC (*)	
0	(0)	CHARACTER	12	WSDACCMN	ACCESS METHOD NAME
12	(C)	CHARACTER	52	WSDADR	SAP HOST ADDRESS
12	(C)	CHARACTER	26	WSDADR1	SAP HOST ADDRESS
38	(26)	CHARACTER	26	WSDADR2	SAP HOST ADDRESS
64	(40)	SIGNED	4	WSDPORT	SAP PORT NUMBER
68	(44)	CHARACTER	4	*	FREE

Offsets					
Dec	Hex	Type	Len	Name (Dim)	Description
0	(0)	STRUCTURE	16	WSDVDES (*)	
0	(0)	CHARACTER	8	WSDVDNAM	REAL DESTINATION
8	(8)	SIGNED	4	WSDVDID	WSV ID
12	(C)	CHARACTER	4	*	FREE

Offsets					
Dec	Hex	Type	Len	Name (Dim)	Description
0	(0)	STRUCTURE	173	WSDEOPT (*)	
0	(0)	CHARACTER	47	WSDEOJU	DEFAULT USER NAME
47	(2F)	CHARACTER	1	WSDEOJP	PASSWORD SPECIFIED
48	(30)	CHARACTER	40	WSDEOJT	DEFAULT ACCESS METHOD
88	(58)	CHARACTER	1	WSDEOBR	IS A BROKER (Y/N)
89	(59)	CHARACTER	40	WSDEOPL	BROKER AGENT POOL NAME
129	(81)	CHARACTER	40	WSDEODP	BROKER DYNAMIC POOL
169	(A9)	CHARACTER	4	*	FREE

## Cross reference

Name	Hex Offset	Hex Value	Level
WSD	0		1
WSDACC	0		1
WSDACCM#	70		3
WSDACCMN	0		2
WSDADR	C		2
WSDADR1	C		3
WSDADR2	26		3
WSDAUTO	72		3
WSDAWS	E		2
WSDCOMMON	0		2
WSDDATE	8C		2
WSDDAY	8C		1
WSDDAY#	6C		3
WSDDAYNO	8C		3
WSDDESCR	1F		3
WSDDESD	92		2

Name	Hex Offset	Hex Value	Level
WSDDFLG	AA		2
WSDDIVL#	B8		2
WSDDSPECIFIC	AA	80	3
WSDDYN	66	40	4
WEDDYNIO	66	20	4
WSDENDT	4		2
WSDEOBR	58		2
WSDEODP	81		2
WSDEOJP	2F		2
WSDEOJT	30		2
WSDEOJU	0		2
WSDEOPL	59		2
WSDEOPT	0		1
WSDEOPT#	7C		3
WSDEYE	A		3
WSDFLG	40		3
WSDFLG1	66		3
WSDINVOPT	66	80	4
WSDIVL	0		1
WSDIVL_IX	BC		2
WSDKEY	6		3
WSDLUTS	74		3
WSDNAME	6		4
WSDOPDUR	13		3
WSDPORT	40		2
WSDPREP	40	80	4
wsdpserv	67		3
WSDPSJT	40	40	4
WSDRENG	68		3
WSDREP	41		3
WSDROUT	17		3
WSDRSEQ#	66		3
WSDR1CAP	A		2
WSDR1CONT	44	40	4
WSDR1FLG	44		3
WSDR1NAM	42		3
WSDR1PLAN	44	80	4
WSDR2CAP	C		2
WSDR2CONT	48	40	4
WSDR2FLG	48		3
WSDR2NAM	46		3



Name	Hex Offset	Hex Value	Level
WSDR2PLAN	48	80	4
WSDSERV#	8		2
WSDSPLIT	40	20	4
WSDSSEQ#	64		3
WSDSTART	0		2
WSDSTC	40	10	4
WSDSUDS	5C		3
WSDTOTIVL#	6E		3
WSDTRSPT	F		3
WSDTWS	6B		3
WSDTYPE	3F		3
WSDUPDAT	4A		3
WSDUPTI	50		3
WSDUSER	54		3
WSDVARSECT	8C		2
WSDVERS	E		3
WSDVIRT	40	01	4
WSDWAIT	40	02	4
WSDWTO	40	08	4
WSDZCAGN	40	04	4

## WSN - Workstation resource report record in DP

Name : DCLWSN

Function:

Describes layout of parallel servers, R1 and R2 indicating the planned workstation load measured in parallel servers, R1 and R2 units. There is one record for each workstation and 'day' in the plan. A 'day' starts/ends on the time given in planhour. For each 15 minutes the amount is recorded of R1/R2 resources needed (according to the operation descriptions) multiplied by 15 planned server minutes for all operations with start-end interval covering the interval (if 1/3 of the interval covered - 1/3\*amount). An example: An operation planned between 14.30 and 14.48 using 1 server, 50 R1, and 2 R2 will record 15 server minutes, 15\*50 R1 units and 15\*2 R2 units in the 14.30-14.45 slot and will record 3 server minutes, 3\*50 R1 units and 3\*2 R2 units in the 14.45-15.00 slot. The records have the standard recsize and keysize of DPIN records.

Offsets					
Dec	Hex	Type	Len	Name (Dim)	Description
0	(0)	STRUCTURE	273	WSNAREA	PARALLEL SERV   R1   R2 REC
0	(0)	CHARACTER	74	WSNKEY	KEY
0	(0)	SIGNED	2	WSNTYPE	ALWAYS TYPE 3
2	(2)	CHARACTER	8	WSNROUT	REPORT ROUTING
10	(A)	CHARACTER	4	WSNWSID	WORKSTATION ID
14	(E)	SIGNED	2	WSNSTYPE	SUBTYPE SERVER MINUTES= 3 R1 = 4 R2 = 5
16	(10)	CHARACTER	6	WSNDATE	REPORT 'DAY' (YYMMDD)

Offsets					
Dec	Hex	Type	Len	Name (Dim)	Description
22	(16)	CHARACTER	2	WSNSTRNG	R1 R2 STRING IN REPORTS BLANK FOR PARALLEL SERV
24	(18)	CHARACTER	1	WSNRPLN	RESOURCE PLANNING Y N
25	(19)	CHARACTER	34	*	ADJUST TO KEYLENGTH
59	(3B)	CHARACTER	15	*	TO ADD UP TO 74 BYTES
74	(4A)	CHARACTER	199	WSNDATA	DATA PART OF WSN RECORD
74	(4A)	SIGNED	2	WSNFACT	FACTOR TO MULTIPLY AMOUNT
76	(4C)	UNSIGNED	1	WSNAMT (96)	OF RESOURCES
172	(AC)	UNSIGNED	1	WSNLIM (96)	LIMIT OF RESOURCES
268	(10C)	CHARACTER	5	*	TO ADD UP TO STD RECSIZE

## Cross reference

Name	Hex Offset	Hex Value	Level
WSNAMT	4C		3
WSNAREA	0		1
WSNDATA	4A		2
WSNDATE	10		3
WSNFACT	4A		3
WSNKEY	0		2
WSNLIM	AC		3
WSNROUT	2		3
WSNRPLN	18		3
WSNSTRNG	16		3
WSNSTYPE	E		3
WSNTYPE	0		3
WSNWSID	A		3

## WSP - Workstation plan report record in DP

Name : DCLWSP

Function:

describes layout of wsp records representing report data on operations on certain workstations in the new current plan. New first operations may appear both as an ordinary all operations record (subtype 16) and a first operation record (subtype 32) depending on report options selected. Note that there is additional record for all predecessors after the 2nd (see DCLDAIOP). An additional subtype of record is used to represent opentime interval (changes) with a key that sorts the opentime record before the operations planned in the opentime. The records have the standard recsize and keysize of DPIN records.

Offsets					
Dec	Hex	Type	Len	Name (Dim)	Description
0	(0)	STRUCTURE	250	WSPAREA	WSP RECORD
0	(0)	CHARACTER	132	WSPKEY	KEY
0	(0)	SIGNED	2	WSPTYPE	TYPE IS ALWAYS 3
2	(2)	CHARACTER	8	WSPROUT	REPORT ROUTING

Offsets					
Dec	Hex	Type	Len	Name (Dim)	Description
10	(A)	CHARACTER	4	WSPWSID	WSID OF OPERATION
14	(E)	SIGNED	2	WSPSTYPE	SUBTYPE 1 = (ALL) OPER. SUBTYPE 2 = FIRST OPER.
16	(10)	CHARACTER	1	WSPNONR	NONREPORTING WS (Y N)
17	(11)	CHARACTER	10	WSPPLNS	OPERATION PLANNED START (OR WSO OPENTIME START)
17	(11)	CHARACTER	6	WSPPLNSD	DAY (YYMMDD)
23	(17)	CHARACTER	4	WSPPLNST	TIME (HHMM)
23	(17)	CHARACTER	2	WSPPLNSH	TIME (HH )
25	(19)	CHARACTER	2	WSPPLNSM	TIME ( MM)
27	(1B)	UNSIGNED	1	WSPSSTYP	1 = OPENTIME RCD 2 = ORDINARY OPERATION RCD
THE ABOVE FIELDS FILLED IN FOR ALL RECORD TYPES					
28	(1C)	CHARACTER	10	WSPOCIA	OCC IA AFTER MCP
28	(1C)	CHARACTER	6	WSPOCIAD	DAY (YYMMDD)   BLANK
34	(22)	CHARACTER	4	WSPOCIAT	TIME (HHMM)   BLANK
34	(22)	CHARACTER	2	WSPOCIAH	TIME (HH )
36	(24)	CHARACTER	2	WSPOCIAM	TIME ( MM)
38	(26)	CHARACTER	19	WSPID	
38	(26)	CHARACTER	16	WSPADID	APPLICATION ID OF OPER.
54	(36)	CHARACTER	3	WSPOPNO	OPERATION NUMBER
57	(39)	CHARACTER	41	WSPPRE	OPERATION PRED   BLANK
57	(39)	CHARACTER	16	WSPPREOC	PREDECESSOR ADID
73	(49)	CHARACTER	3	WSPPREOP	PREDECESSOR OP NO   BLANK
76	(4C)	CHARACTER	4	WSPPREWS	PREDECESSOR WSID   BLANK
80	(50)	CHARACTER	8	WSPPREJN	PREDECESSOR JOBNAME BLANK
88	(58)	CHARACTER	10	WSPPREIA	YYMMDDHHMM PRED IA   BLANK
88	(58)	CHARACTER	6	WSPPREID	YYMMDD
94	(5E)	CHARACTER	2	WSPPREIH	HH
96	(60)	CHARACTER	2	WSPPREIM	MM
98	(62)	CHARACTER	34	*	ADJUST HEYLENGTJH
132	(84)	CHARACTER	118	WSPDATA	DATA PART OF WSP RECORD
132	(84)	CHARACTER	1	WSPOPRI	OPERATION PRIORITY
133	(85)	CHARACTER	1	WSPWSTYP	WORKSTATION TYPE
134	(86)	CHARACTER	8	WSPOPJOB	OPERATION JOBNAME
142	(8E)	CHARACTER	24	WSPOPTXT	OPERATION TEXT
166	(A6)	CHARACTER	2	WSPOPSPS	PARALLEL SERVERS
168	(A8)	CHARACTER	2	WSPOPRI1	OPERATION R1 RESOURCE
170	(AA)	CHARACTER	2	WSPOPRI2	OPERATION R2 RESOURCE
172	(AC)	CHARACTER	8	WSPOPRES	ID OF CRITICAL RESOURCE
180	(B4)	CHARACTER	1	WSPOPEXC	Y = EXCLUSIVE USE
181	(B5)	CHARACTER	1	WSPOPST	OPERATION STATUS
182	(B6)	CHARACTER	1	WSPOPRES	Y = PLANNED RERUN, ELSE N
183	(B7)	CHARACTER	4	WSPOPDUR	OPERATION DURATION HHMM REMAINING
187	(BB)	CHARACTER	8	WSPOPFRM	OPERATION FORMNUMBER
195	(C3)	CHARACTER	1	WSPOPCLS	OPERATION JOB SYSOUT CLASS
196	(C4)	CHARACTER	10	WSPPLNE	OPERATION PLANNED END
196	(C4)	CHARACTER	6	WSPPLNED	DAY (YYMMDD)
202	(CA)	CHARACTER	4	WSPPLNET	TIME (HHMM)
202	(CA)	CHARACTER	2	WSPPLNEH	TIME (HH )
204	(CC)	CHARACTER	2	WSPPLNEM	TIME ( MM)
206	(CE)	CHARACTER	10	WSPOPLU	OPERATION LATEST OUT
206	(CE)	CHARACTER	6	WSPOPLUD	DAY (YYMMDD)

Offsets					
Dec	Hex	Type	Len	Name (Dim)	Description
212	(D4)	CHARACTER	4	WSPOPLUT	TIME (HHMM)
212	(D4)	CHARACTER	2	WSPOPLUH	TIME (HH )
214	(D6)	CHARACTER	2	WSPOPLUM	TIME ( MM)
216	(D8)	CHARACTER	1	WSPOPDL	Y IF DL = LATESTOUT ELSE N
217	(D9)	CHARACTER	16	WSPOWNER	APPLICATION OWNER
THE SECTION ABOVE NOT FILLED IN FOR OPENTIME RECORDS THE SECTION BELOW FILLED IN FOR OPENTIME RECORDS ONLY					
233	(E9)	CHARACTER	4	WSPWSOET	WS OPENTIME END HHMM
233	(E9)	CHARACTER	2	WSPWSOEH	TIME (HH )
235	(EB)	CHARACTER	2	WSPWSOEM	TIME ( MM)
237	(ED)	CHARACTER	2	WSPWSO#S	WS OPENTIME NO OF SERVERS
THE FIELD BELOW NOT FILLED IN FOR OPENTIME RECORDS					
239	(EF)	CHARACTER	1	WSPNEW	NEW OPR FROM LTP Y   N
THE FIELD FILLED IN FOR 1ST-OPER-SUBTYPE ONLY					
240	(F0)	CHARACTER	10	WSPOPIA	OPR IA (OR = OCC IA)
240	(F0)	CHARACTER	6	WSPOPIAD	DAY (YYMMDD)
246	(F6)	CHARACTER	4	WSPOPIAT	TIME (HHMM)
246	(F6)	CHARACTER	2	WSPOPIAH	TIME (HH )
248	(F8)	CHARACTER	2	WSPOPIAM	TIME ( MM)

## Cross reference

Name	Hex Offset	Hex Value	Level
WSPADID	26		4
WSPAREA	0		1
WSPDATA	84		2
WSPID	26		3
WSPKEY	0		2
WSPNEW	EF		3
WSPNONR	10		3
WSPOCIA	1C		3
WSPOCIAD	1C		4
WSPOCIAH	22		5
WSPOCIAM	24		5
WSPOCIAT	22		4
WSPOPCLS	C3		3
WSPOPDL	D8		3
WSPOPDUR	B7		3
WSPOPEXC	B4		3
WSPOPFRM	BB		3
WSPOPIA	F0		3
WSPOPIAD	F0		4
WSPOPIAH	F6		5
WSPOPIAM	F8		5
WSPOPIAT	F6		4

Name	Hex Offset	Hex Value	Level
WSPOPJOB	86		3
WSPOPLU	CE		3
WSPOPLUD	CE		4
WSPOPLUH	D4		5
WSPOPLUM	D6		5
WSPOPLUT	D4		4
WSPOPNO	36		4
WSPOPPRI	84		3
WSPOPPS	A6		3
WSPOPRER	B6		3
WSPOPRES	AC		3
WSPOPR1	A8		3
WSPOPR2	AA		3
WSPOPST	B5		3
WSPOPTXT	8E		3
WSPOWNER	D9		3
WSPPLNE	C4		3
WSPPLNED	C4		4
WSPPLNEH	CA		5
WSPPLNEM	CC		5
WSPPLNET	CA		4
WSPPLNS	11		3
WSPPLNSD	11		4
WSPPLNSH	17		5
WSPPLNSM	19		5
WSPPLNST	17		4
WSPPRE	39		3
WSPPREIA	58		4
WSPPREID	58		5
WSPPREIH	5E		5
WSPPREIM	60		5
WSPPREJN	50		4
WSPPREOC	39		4
WSPPREOP	49		4
WSPPREWS	4C		4
WSPROUT	2		3
WSPSSTYP	1B		3
WSPSTYPE	E		3
WSPTYPE	0		3
WSPWSID	A		3
WSPWSO#S	ED		3

Name	Hex Offset	Hex Value	Level
WSPWSOEH	E9		4
WSPWSOEM	EB		4
WSPWSOET	E9		3
WSPWSTYP	85		3

## WSV - Virtual workstation description record

Name : DCLWSV

Function:

This segment declares a virtual workstation definition, physically located in the workstation description database (EQQWSDS). For each actual destination associated to a virtual workstation, defines the same kind of information as WSD. The WSV structure is as follows:

- 1 WSV
- 2 common data
- 2 a table with one row per day defined describing the day
- 2 a table with one row per open time interval describing the interval

Each entry in the day table contains an index into the interval table for the first interval defined for that particular day.

Offsets	Type	Len	Name	Description
0	(0) CHARACTER	76	WSVCOMMON	
0	(0) CHARACTER	2	WSVKEYID	ALWAYS '22'
2	(2) CHARACTER	8	WSVKEY	
2	(2) CHARACTER	4	WSVWSNAM	WORKSTATION NAME
6	(6) SIGNED	4	WSVSEQNO	DESTINATION ID
10	(A) CHARACTER	4	WSVEYE	EYECATCHER 'WSV '
14	(E) UNSIGNED	1	WSVVERS	VERSION NUMBER
15	(F) CHARACTER	1	WSVPSERV	SERVER USAGE (N/C)
16	(10) CHARACTER	8	*	FREE
24	(18) CHARACTER	8	WSVDESTN	DESTINATION NAME
32	(20) SIGNED	2	WSVDAY#	NUMBER OF DAYS
34	(22) SIGNED	2	WSVTOTIVL#	NUMBER OF IVL
36	(24) CHARACTER	8	WSVLUTS	LAST UPDATE TOD
44	(2C) CHARACTER	8	WSVUSER	LAST UPDATE USER
52	(34) CHARACTER	6	WSVUPDAT	LATEST UPDATE, THIS WSD
58	(3A) CHARACTER	4	WSVUPTI	LATEST UPDATE TIME
62	(3E) CHARACTER	2	WSVR1NAM	WS RESOURCE NAME
64	(40) CHARACTER	2	WSVR1FLG	RESOURCE INDICATORS
	1... ..		WSVR1PLAN	RESOURCE USED AT PLANNING
	.1.. ..		WSVR1CONT	RESOURCE USED AT CONTROL
64	(40) BITSTRING	1	*	FREE
66	(42) CHARACTER	2	WSVR2NAM	WS RESOURCE NAME
68	(44) CHARACTER	2	WSVR2FLG	RESOURCE INDICATORS
	1... ..		WSVR2PLAN	RESPURCE USED AT PLANNING
	.1.. ..		WSVR2CONT	RESOURCE USED AT CONTROL
68	(44) BITSTRING	1	*	FREE
70	(46) CHARACTER	6	*	FREE
76	(4C) CHARACTER	*	WSVVARSECT	VARIABLE SECTION
DAY RELATED INFORMATION				
<b>Offsets</b>	<b>Type</b>	<b>Len</b>	<b>Name</b>	<b>Description</b>
76	(4C) STRUCTURE	52	WSVDAY(*)	
76	(4C) CHARACTER	6	WSVDATE	SPECIFIC DATE
76	(4C) SIGNED	2	WSVDAYNO	1-MONDAY 7-SUNDAY 8-STAND
82	(52) CHARACTER	24	WSVDESD	DESCRIPTION OF DAY
106	(6A) BITSTRING	1	WSVDFLG	
	1... ..		WSVDSPECIFIC	SPECIFIC DAY INDICATOR

107	(6B)	CHARACTER	13	*	FREE
120	(78)	SIGNED	4	WSVDIVL#	NO. OF INTERVALS
124	(7C)	SIGNED	4	WSVIVL_IX	INDEX OF FIRST OPEN TIME.. ..INTERVAL FOR THIS DAY

OPEN TIME INTERVAL INFORMATION

Offsets	Type	Len	Name	Description
0	(0)	STRUCTURE	32 WSVIVL(*)	
0	(0)	CHARACTER	4 WSVSTART	START TIME OF INTERVAL
4	(4)	CHARACTER	4 WSVENDT	END TIME OF INTERVAL
8	(8)	UNSIGNED	2 WSVSERV#	NUMBER OF PARALLEL SERV
10	(A)	UNSIGNED	2 WSVR1CAP	RESOURCE CAPACITY
12	(C)	UNSIGNED	2 WSVR2CAP	RESOURCE CAPACITY
14	(E)	CHARACTER	4 *	
18	(12)	CHARACTER	14 *	FREE

## Cross reference

NAME	HEX OFFSET	HEX VALUE	LEVEL
WSV	0		1
WSVCOMMON	0		2
WSVDATE	4C		2
WSVDAY	4C		1
WSVDAY#	20		3
WSVDAYNO	4C		3
WSVDESD	52		2
WSVDESTN	18		3
WSVDFLG	6A		2
WSVDIVL#	78		2
WSVDSPECIFIC	6A	80	3
WSVENDT	4		2
WSVEYE	A		3
WSVIVL	0		1
WSVIVL_IX	7C		2
WSVKEY	2		3
WSVKEYID	0		3
WSVLUTS	24		3
WSVPSERV	F		3
WSVR1CAP	A		2
WSVR1CONT	40	40	4
WSVR1FLG	40		3
WSVR1NAM	3E		3
WSVR1PLAN	40	80	4
WSVR2CAP	C		2
WSVR2CONT	44	40	4
WSVR2FLG	44		3
WSVR2NAM	42		3
WSVR2PLAN	44	80	4
WSVSEQNO	6		4
WSVSERV#	8		2
WSVSTART	0		2
WSVTOTIVL#	22		3
WSVUPDAT	34		3
WSVUPTI	3A		3
WSVUSER	2C		3
WSVVARSECT	4C		2
WSVVERS	E		3
WSVWSNAM	2		4

---

## XD01 - XD Header record

Name : DCLXD01

Function:

Cross dependencies header.

Offsets					
Dec	Hex	Type	Len	Name (Dim)	Description
0	(0)	STRUCTURE	244	XDREC01	

Key:

Offsets					
Dec	Hex	Type	Len	Name (Dim)	Description
0	(0)	CHARACTER	68	XDKEY01	
0	(0)	CHARACTER	2	XDKYP01	TYPE IS ALWAYS 01
2	(2)	CHARACTER	66	XDKF01	SHOULD CONTAIN BLANKS

Body:

Offsets					
Dec	Hex	Type	Len	Name (Dim)	Description
68	(44)	CHARACTER	176	XDBDY01	HDR RECORD BODY
68	(44)	CHARACTER	4	XDEYE01	EYECATCHER
72	(48)	UNSIGNED	1	XDVERS01	VERSION NUMBER
73	(49)	CHARACTER	1	*	FREE
74	(4A)	CHARACTER	10	XDCR	CURRENT PLAN CREATION
74	(4A)	CHARACTER	6	XDCRDAT	DATE
80	(50)	CHARACTER	4	XDCRTIM	TIME
84	(54)	CHARACTER	10	XDEND	LAST PLAN NEXT PERIOD END
84	(54)	CHARACTER	6	XDENDAT	DATE
90	(5A)	CHARACTER	4	XDENTIM	TIME
94	(5E)	CHARACTER	10	XDBU	LAST BACKUP
94	(5E)	CHARACTER	6	XDBUDAT	DATE
100	(64)	CHARACTER	4	XDBUTIM	TIME
104	(68)	CHARACTER	10	XDLP	TAIL END
104	(68)	CHARACTER	6	XDLPDAT	DATE
110	(6E)	CHARACTER	4	XDLPTIM	TIME
114	(72)	CHARACTER	10	XDREPS	REPORT PERIOD START
114	(72)	CHARACTER	6	XDREPSD	DATE
120	(78)	CHARACTER	4	XDREPST	TIME
124	(7C)	CHARACTER	10	XDLEVEL	XD level
124	(7C)	CHARACTER	2	XDLEV_VER	-- version
126	(7E)	CHARACTER	8	XDLEV_FMID	-- fmid
134	(86)	CHARACTER	10	XDINIT	blank or 'Init Empty'
144	(90)	CHARACTER	1	XD01DPSET	Y: XD99 to be processed for status change
145	(91)	CHARACTER	99	*	free

Constants

Offsets					
Dec	Hex	Type	Len	Name (Dim)	Description
2		DECIMAL	244	MAXLENXD01	
2		CHARACTER	01	XDTYP01	first 2 bytes of key



Offsets					
Dec	Hex	Type	Len	Name (Dim)	Description
4		CHARACTER	XD01	XDEYEC01	EYEcatcher
1		DECIMAL	1	XDVERSC01	version number

## Cross reference

Name	Hex Offset	Hex Value	Level
XDBDY01	44		2
XDBU	5E		3
XDBUDAT	5E		4
XDBUTIM	64		4
XDCR	4A		3
XDCRDAT	4A		4
XDCRTIM	50		4
XDEND	54		3
XDENDAT	54		4
XDENTIM	5A		4
XDEYE01	44		3
XDINIT	86		3
XDKEY01	0		2
XDKF01	2		3
XDKYP01	0		3
XDLEV_FMID	7E		4
XDLEV_VER	7C		4
XDLEVEL	7C		3
XDLP	68		3
XDLPDAT	68		4
XDLPTIM	6E		4
XDREC01	0		1
XDREPS	72		3
XDREPSD	72		4
XDREPST	78		4
XDVERS01	48		3
XD01DPSET	90		3

## XD02 - XD Header record

Name : DCLXD02

Function:

This record is built for each Bind Request coming from a remote engine and keep trace of its status and match in the plan.

Offsets					
Dec	Hex	Type	Len	Name (Dim)	Description
0	(0)	STRUCTURE	*	XDREC02	XD HDR RECORD

Key:

Offsets					
Dec	Hex	Type	Len	Name (Dim)	Description
0	(0)	CHARACTER	68	XDKEY02	
0	(0)	CHARACTER	2	XDKYP02	TYPE IS ALWAYS 02
2	(2)	CHARACTER	64	XDREQ02	
2	(2)	CHARACTER	8	XDKDEST02	REQUESTER DESTINATION
10	(A)	CHARACTER	56	XDKALIAS02	REQUESTER ALIAS
66	(42)	CHARACTER	2	XDKF02	FREE

Body:

Offsets					
Dec	Hex	Type	Len	Name (Dim)	Description
68	(44)	CHARACTER	224	XDBDY02	HDR RECORD BODY
68	(44)	CHARACTER	4	XDEYE02	EYECATCHER
72	(48)	UNSIGNED	1	XDVERS02	VERSION NUMBER
73	(49)	CHARACTER	1	XD02STAT	SUBSCRIBE STATUS (see below)
74	(4A)	UNSIGNED	1	XD02FLAGS	MATCHING CRITERIA FLAGS:
		1... ....		XD02WAITWQA	ON: started on a wait ws
		.1.. ....		XD02FAILNFY	ON: failed to notify
		..1. ....		XD02EVOP	ON: started executing
		...1 ....		XD02RECOV	ON: recovery in progress
		.... 1111		*	FREE
75	(4B)	UNSIGNED	1	*	FREE
76	(4C)	CHARACTER	8	XD02TOK	XD02 ID: CREATION TOD
84	(54)	SIGNED	2	XD02ADEST#	Number of alternate Dest
86	(56)	SIGNED	2	XD02OPN	OPERATION NUMBER TO BIND
88	(58)	CHARACTER	16	XD02ADID	APPLICATION NAME TO BIND
104	(68)	CHARACTER	10	XD02BASEIA	Base IA for matching
104	(68)	CHARACTER	6	XD02BASEIAD	- YYMMDD
110	(6E)	CHARACTER	4	XD02BASEIAT	- HHMM
114	(72)	CHARACTER	10	XD02IFROMIA	match Interval start:
114	(72)	CHARACTER	6	XD02IFROMIAD	- YYMMDD
120	(78)	CHARACTER	4	XD02IFROMIAT	- HHMM
124	(7C)	CHARACTER	10	XD02ITOIA	match Interval end:
124	(7C)	CHARACTER	6	XD02ITOIAD	- YYMMDD
130	(82)	CHARACTER	4	XD02ITOIAT	- HHMM
134	(86)	CHARACTER	26	XD02LTPKEY	LTP key (used during pending)
134	(86)	CHARACTER	6	XD02LOCCDATE	- Run dateYYMMDD
140	(8C)	CHARACTER	16	XD02LOCCNAME	- Application Name

Offsets					
Dec	Hex	Type	Len	Name (Dim)	Description
156	(9C)	CHARACTER	4	XD02LOCCTIME	- IA time HHMM
160	(A0)	CHARACTER	8	XD02CP3COCCTOK	Occurrence Token of operation
168	(A8)	CHARACTER	10	XD02JSTART	Matched job start
168	(A8)	CHARACTER	6	XD02JSTARTD	... date
174	(AE)	SIGNED	4	XD02JSTARTT	... time
178	(B2)	CHARACTER	1	XD02JSTAT	Matched job status
179	(B3)	CHARACTER	1	*	FREE
180	(B4)	CHARACTER	10	XD02JEND	Matched job end
180	(B4)	CHARACTER	6	XD02JENDD	... date
186	(BA)	SIGNED	4	XD02JENDT	... time
190	(BE)	CHARACTER	8	XD02JNAME	Matched job name
198	(C6)	CHARACTER	4	XD02JEC	Matched job error code
202	(CA)	CHARACTER	4	XD02WSNAME	matched ws name
206	(CE)	SIGNED	2	XD02IAGMT	gmt for IA conversion
208	(D0)	SIGNED	2	XD02JSGMT	gmt for start time conv
210	(D2)	SIGNED	2	XD02JEGMT	gmt for end time conv
212	(D4)	SIGNED	4	XD02DIDX	destination index
216	(D8)	SIGNED	4	XD02JADUR	actual duration in secs
220	(DC)	CHARACTER	72	*	FREE

Variable part:

Offsets					
Dec	Hex	Type	Len	Name (Dim)	Description
292	(124)	CHARACTER	*	XDVAR02	VAR DATA

Alternate dest variable part:

Offsets					
Dec	Hex	Type	Len	Name (Dim)	Description
0	(0)	STRUCTURE	16	XDADEST(*)	
0	(0)	CHARACTER	8	XDADESTNAME	DESTINATION NAME
8	(8)	SIGNED	4	XDADIDX	DESTINATION DTB index
12	(C)	SIGNED	4	*	free

Constants

Offsets					
Dec	Hex	Type	Len	Name (Dim)	Description
2		CHARACTER	02	XDTYP02	first 2 bytes of key
4		CHARACTER	XD02	XDEYEC02	EYEcatcher
1		CHARACTER	1	XDVERSC02	version number
1		CHARACTER	L	WAITLT_XD2	L waiting for LTP
1		CHARACTER	K	LTLOCK_XD2	K waiting for LTP lock
1		CHARACTER	P	WAITCP_XD2	P waiting for CP
1		CHARACTER	S	SENDCH_XD2	S sending status changes
1		CHARACTER	E	NOTBND_XD2	E not bound
1		CHARACTER	C	KILLED_XD2	C killed
1		CHARACTER	D	DELETE_XD2	D deleted

## Cross reference

Name	Hex Offset	Hex Value	Level
XDADEST	0		1
XDADESTNAME	0		2
XDADIDX	8		2
XDBDY02	44		2
XDEYE02	44		3
XDKALIAS02	A		4
XDKDEST02	2		4
XDKEY02	0		2
XDKF02	42		3
XDKYP02	0		3
XDREC02	0		1
XDREQ02	2		3
XDVAR02	124		2
XDVERS02	48		3
XD02ADEST#	54		3
XD02ADID	58		3
XD02BASEIA	68		3
XD02BASEIAD	68		4
XD02BASEIAT	6E		4
XD02CP3COCCTOK	A0		3
XD02DIDX	D4		3
XD02EVOP	4A	20	4
XD02FAILNFY	4A	40	4
XD02FLAGS	4A		3
XD02IAGMT	CE		3
XD02IFROMIA	72		3
XD02IFROMIAD	72		4
XD02IFROMIAT	78		4
XD02ITOIA	7C		3
XD02ITOIAD	7C		4
XD02ITOIAT	82		4
XD02JADUR	D8		3
XD02JEC	C6		3
XD02JEGMT	D2		3
XD02JEND	B4		3
XD02JENDD	B4		4
XD02JENDT	BA		4
XD02JNAME	BE		3
XD02JSGMT	D0		3

Name	Hex Offset	Hex Value	Level
XD02JSTART	A8		3
XD02JSTARTD	A8		4
XD02JSTARTT	AE		4
XD02JSTAT	B2		3
XD02LOCCDATE	86		4
XD02LOCCNAME	8C		4
XD02LOCCTIME	9C		4
XD02LTPKEY	86		3
XD02OPN	56		3
XD02RECOV	4A	10	4
XD02STAT	49		3
XD02TOK	4C		3
XD02WAITWQA	4A	80	4
XD02WSNAME	CA		3

## XD03 - XD HDR RECORD

Name : DCLXD03

Function:

This record is built for each operation belonging to completed occurrences whose IA satisfies LTPREMSHIFT criteria.

Offsets					
Dec	Hex	Type	Len	Name (Dim)	Description
0	(0)	STRUCTURE	76	XDREC03	XD HDR RECORD

### KEY

Offsets					
Dec	Hex	Type	Len	Name (Dim)	Description
0	(0)	CHARACTER	68	XDKEY03	
0	(0)	CHARACTER	2	XDTYP03	TYPE IS ALWAYS 03
2	(2)	CHARACTER	64	XDOCC03	
2	(2)	CHARACTER	16	XDOCCADID	
18	(12)	CHARACTER	10	XDOCCIA	
18	(12)	CHARACTER	6	XDOCCIAD	
24	(18)	CHARACTER	4	XDOCCIAT	
28	(1C)	CHARACTER	38	*	blank
66	(42)	CHARACTER	2	*	FREE

### BODY

Offsets					
Dec	Hex	Type	Len	Name (Dim)	Description
68	(44)	CHARACTER	8	XDBDY03	HDR RECORD BODY

Offsets					
Dec	Hex	Type	Len	Name (Dim)	Description
68	(44)	CHARACTER	4	XDEYE03	EYECATCHER
72	(48)	UNSIGNED	1	XDVERS03	VERSION NUMBER
73	(49)	CHARACTER	1	XD03STAT	STATUS
74	(4A)	CHARACTER	2	*	FREE

## Cross reference

Name	Hex Offset	Hex Value	Level
XDBDY03	44		2
XDEYE03	44		3
XDKEY03	0		2
XDOCCADID	2		4
XDOCCIA	12		4
XDOCCIAD	12		5
XDOCCIAT	18		5
XDOCC03	2		3
XDREC03	0		1
XDTYP03	0		3
XDVERS03	48		3
XD03STAT	49		3

---

## XD12 - XD HDR RECORD

Name: DCLXD12

Function:

This record is built for dependency waiting for a mandatory pending entry.

Offsets					
Dec	Hex	Type	Len	Name (Dim)	Description
0	(0)	STRUCTURE	80	XDREC12	XD HDR RECORD

### KEY

Offsets					
Dec	Hex	Type	Len	Name (Dim)	Description
0	(0)	CHARACTER	68	XDKEY12	
0	(0)	CHARACTER	2	XDTYP12	TYPE IS ALWAYS 12

Mandatory pred id to be solved a dummy occ with status M and IA XDIOIA12 exist

Offsets					
Dec	Hex	Type	Len	Name (Dim)	Description
2	(2)	CHARACTER	16	XDMPREDAD12	MANDATORY PRED ADID
18	(12)	SIGNED	2	XDMPREDOP12	MANDATORY PRED OPNUM

Successor id in CP real existing occopr

Offsets					
Dec	Hex	Type	Len	Name (Dim)	Description
20	(14)	CHARACTER	16	XDSUCCAD12	SUCCESSOR ADID
36	(24)	SIGNED	2	XDSUCCOP12	SUCCESSOR OPNUM
38	(26)	CHARACTER	10	XDSUCCIA12	SUCCESSOR IA
38	(26)	CHARACTER	6	XDSUCCIAD12	- date
44	(2C)	CHARACTER	4	XDSUCCIAT12	- time

Time  
range where real occ must belong to solve this mandatory  
pending dependency

Offsets					
Dec	Hex	Type	Len	Name (Dim)	Description
48	(30)	CHARACTER	10	XDFROMIA12	FROM IA allowed values
58	(3A)	CHARACTER	10	XDTOIA12	TO IA allowed values

BODY

Offsets					
Dec	Hex	Type	Len	Name (Dim)	Description
68	(44)	CHARACTER	12	XDBDY12	HDR RECORD BODY
68	(44)	CHARACTER	4	XDEYE12	EYECATCHER
72	(48)	UNSIGNED	1	XDVERS12	VERSION NUMBER
73	(49)	CHARACTER	1	XDSTAT12	STATUS - W waiting - C completed - D deleted
74	(4A)	UNSIGNED	3	XD12SuccOCC	VSAM OCC num
77	(4D)	CHARACTER	3	*	FREE

## Cross reference

Name	Hex Offset	Hex Value	Level
XDBDY12	44		2
XDEYE12	44		3
XDFROMIA12	30		3
XDKEY12	0		2
XDMPREDAD12	2		3
XDMPREDOP12	12		3
XDREC12	0		1
XDSTAT12	49		3
XDSUCCAD12	14		3

Name	Hex Offset	Hex Value	Level
XDSUCCIAD12	26		4
XDSUCCIAT12	2C		4
XDSUCCIA12	26		3
XDSUCCOP12	24		3
XDTOIA12	3A		3
XDTYP12	0		3
XDVERS12	48		3
XD12SuccOCC	4A		3

## XD98 - XD Index record

Name : DCLXD98

Function:

Remote engine can send further requests after the bind and it only knows the alias, not the index.  
This index record maps an alias with an XD02 key (dest+alias).

### Offsets

Dec	Hex	Type	Len	Name (Dim)	Description
0	(0)	STRUCTURE	164	XDREC98	XD INDEX RECORD

### Offsets

Dec	Hex	Type	Len	Name (Dim)	Description
0	(0)	CHARACTER	68	XDKEY98	
0	(0)	CHARACTER	2	XDKYP98	TYPE IS ALWAYS 99
2	(2)	CHARACTER	56	XDKALIAS98	XD02 TOK KEY
58	(3A)	CHARACTER	10	XDKF98	FREE

Body:

### Offsets

Dec	Hex	Type	Len	Name (Dim)	Description
68	(44)	CHARACTER	96	XDBDY98	HDR RECORD BODY
68	(44)	CHARACTER	4	XDEYE98	EYECATCHER
72	(48)	UNSIGNED	1	XDVERS98	VERSION NUMBER
73	(49)	UNSIGNED	3	*	free
76	(4C)	CHARACTER	8	XDDEST98	DESTINATION
84	(54)	CHARACTER	80	*	FREE

Constants

### Offsets

Dec	Hex	Type	Len	Name (Dim)	Description
2		CHARACTER	98	XDTYP98	first 2 bytes of key
4		CHARACTER	XD98	XDEYEC98	EYEcatcher
1		DECIMAL	1	XDVERSC98	version number



## Cross reference

Name	Hex Offset	Hex Value	Level
XDBDY98	44		2
XDDEST98	4C		3
XDEYE98	44		3
XDKALIAS98	2		3
XDKEY98	0		2
XDKF98	3A		3
XDKYP98	0		3
XDREC98	0		1
XDVERS98	48		3

## XD99 - XD Index record

Name : DCLXD99

Function:

Cross dependencies internal index.

Offsets					
Dec	Hex	Type	Len	Name (Dim)	Description
0	(0)	STRUCTURE	225	XDREC99	XD INDEX RECORD

Key:

Offsets					
Dec	Hex	Type	Len	Name (Dim)	Description
0	(0)	CHARACTER	68	XDKEY99	
0	(0)	CHARACTER	2	XDKYP99	TYPE IS ALWAYS 99
2	(2)	CHARACTER	8	XDKTOK99	XD02 TOK KEY
10	(A)	CHARACTER	58	XDKF99	FREE

Body:

Offsets					
Dec	Hex	Type	Len	Name (Dim)	Description
68	(44)	CHARACTER	157	XDBDY99	HDR RECORD BODY
68	(44)	CHARACTER	4	XDEYE99	EYECATCHER
72	(48)	UNSIGNED	1	XDVERS99	VERSION NUMBER
73	(49)	CHARACTER	64	XD99_XD02	XD02 key
73	(49)	CHARACTER	8	XD99DEST	- DESTINATION
81	(51)	CHARACTER	56	XD99ALIAS	- ALIAS
137	(89)	CHARACTER	8	XD99OCCTOK	- OCC TOKEN
145	(91)	CHARACTER	1	XD99STAT	XD02 status
146	(92)	CHARACTER	1	XD99DPSET	'Y' when DP batch changes job status (OPRDPSET=on) NOTE: it is left 'Y' until NMM/EM process it
147	(93)	CHARACTER	78	*	FREE

## Constants

Offsets					
Dec	Hex	Type	Len	Name (Dim)	Description
2		CHARACTER	99	XDTYP99	first 2 bytes of key
4		CHARACTER	XD99	XDEYEC99	EYEcatcher
1		DECIMAL	1	XDVERSC99	version number

## Cross reference

Name	Hex Offset	Hex Value	Level
XDBDY99	44		2
XDEYE99	44		3
XDKEY99	0		2
XDKF99	A		3
XDKTOK99	2		3
XDKYP99	0		3
XDREC99	0		1
XDVERS99	48		3
XD99_XD02	49		3
XD99ALIAS	51		4
XD99DEST	49		4
XD99DPSET	92		3

---

## Chapter 6. DB2 tables

These tables are used by the CP History function. The names are aliases used by IBM Workload Scheduler for z/OS. Each table description includes information about the table, a description of each of the *key columns*, and a description of each of the *data columns*:

- Key columns are marked like this: **k**. They are sorted in the sequence they appear in the table.
- Data columns follow the last key column and are sorted in alphabetic order.

---

### EQQHIMN

Column name		Data type	Description
HIMNRELEASE	<b>k</b>	CHAR(4)	IBM Workload Scheduler for z/OS release
HIMNSSNAME	<b>k</b>	CHAR(4)	IBM Workload Scheduler for z/OS subsystem name
HIMNCURRVERSION		SMALLINT	Current version number of the history information
HIMNPREVVERSION		SMALLINT	Previous version number of the history information
HIMNMAXVERSION		SMALLINT	Maximum version number of the history information

---

### EQQHI14

Column name		Data type	Description
HI14RELEASE	<b>k</b>	CHAR(4)	IBM Workload Scheduler for z/OS release
HI14SSNAME	<b>k</b>	CHAR(4)	IBM Workload Scheduler for z/OS subsystem name
HI14VERSION	<b>k</b>	SMALLINT	Row version number
HI14APPLID	<b>k</b>	CHAR(16)	Application name
HI14IADATE	<b>k</b>	CHAR(6)	Occurrence input arrival date
HI14IATIME	<b>k</b>	CHAR(4)	Occurrence input arrival time
HI14OPERNR	<b>k</b>	SMALLINT	Operation number
HI14EXPDATE		CHAR(8)	Expiry date
HI14WSNAME		CHAR(4)	Workstation name
HI14JOBNAME		CHAR(8)	Job name
HI14REC14		VARCHAR(32000)	The job log record

---

### EQQHI3C

Column name		Data type	Description
HI3CRELEASE	<b>k</b>	CHAR(4)	IBM Workload Scheduler for z/OS release
HI3CSSNAME	<b>k</b>	CHAR(4)	IBM Workload Scheduler for z/OS subsystem name
HI3CVERSION	<b>k</b>	SMALLINT	Row version number
HI3CAPPLID	<b>k</b>	CHAR(16)	Application name
HI3CIADATE	<b>k</b>	CHAR(6)	Occurrence input arrival date

Column name		Data type	Description
HI3CIATIME	<b>k</b>	CHAR(4)	Occurrence input arrival time
HI3CEXPDATE		CHAR(8)	Expiry date
HI3CREC3C		VARCHAR(32000)	The occurrences record

---

## EQQHI3P

Column name		Data type	Description
HI3CRELEASE	<b>k</b>	CHAR(4)	IBM Workload Scheduler for z/OS release
HI3CSSNAME	<b>k</b>	CHAR(4)	IBM Workload Scheduler for z/OS subsystem name
HI3CVERSION	<b>k</b>	SMALLINT	Row version number
HI3PAPPLID	<b>k</b>	CHAR(16)	Application name
HI3PIADATE	<b>k</b>	CHAR(6)	Occurrence input arrival date
HI3PIATIME	<b>k</b>	CHAR(4)	Occurrence input arrival time
HI3POPERNR		SMALLINT	Operation number
HI3PEXPDATE		CHAR(8)	Expiry date
HI3PWSNAME		CHAR(4)	Workstation name
HI3PJOBNAME		CHAR(4)	Job name
HI3PREC3P		VARCHAR(32000)	The operation record

---

## Part 3. Appendixes



---

## Appendix A. Abend codes

---

### 1102:

#### Explanation

Undefined feedback from VTAM, or a serious error after a VTAM request that makes continued processing impossible.

#### Problem determination

See message EQQV015E, which precedes this abend, for diagnostic information. Message EQQV015E is issued only if request parameter list (RPL) feedback is available.

#### System programmer response

If an undefined feedback code was returned by VTAM, this is a VTAM problem. Call your IBM representative.

---

### 1103:

#### Explanation

VTAM has detected an error while processing a request, or VTAM has detected an error in an associated session, task, or address space.

#### Problem determination

None.

#### System programmer response

Call your IBM representative.

---

### 1104:

#### Explanation

Serious error opening the network communication function (NCF) ACB. The VTAM definition of the IBM Workload Scheduler for z/OS NCF is probably in error.

#### Problem determination

See message EQQV027E, which precedes this abend, for diagnostic information.

#### System programmer response

If the diagnosis points to a user-definition error, correct the error and restart the subsystem. Otherwise, call your IBM representative.

---

**1110:****Explanation**

Unrecoverable error when scheduling a VTAM macro.

**Problem determination**

See message EQQV015E, which precedes this abend, for diagnostic information. Message EQQV015E is issued only if request parameter list (RPL) feedback is available.

**System programmer response**

Call your IBM representative.

---

**1111:****Explanation**

Invalid SCB block or invalid pointer to it (internal error).

**Problem determination**

None.

**System programmer response**

Call your IBM representative.

---

**1112:****Explanation**

Invalid NAB block or invalid pointer to it (internal error).

**Problem determination**

None.

**System programmer response**

Call your IBM representative.

---

**1113:****Explanation**

Invalid BIB block or invalid pointer to it (internal error).

**Problem determination**

None.



## **System programmer response**

Call your IBM representative.

---

### **1121:**

#### **Explanation**

All entries in the node table have been used (internal error).

#### **Problem determination**

None.

#### **System programmer response**

Call your IBM representative.

---

### **1124:**

#### **Explanation**

Invalid action code (internal error).

#### **Problem determination**

None.

#### **System programmer response**

Call your IBM representative.

---

### **2001:**

#### **Explanation**

Problem accessing the special resource data space during daily planning, and the VALEACTION keyword of BATCHOPT specifies ABEND.

#### **Problem determination**

None.

#### **System programmer response**

Take a copy of the old current-plan file, the EQQCXDS file, and the EQQRDDS file, and call your IBM representative.

---

### **3900:**

#### **Explanation**

Not enough storage available to continue processing.

## **Problem determination**

None.

## **System programmer response**

Make sure that the region size specified for the system meets the IBM Workload Scheduler for z/OS requirements. Region size requirements are documented in the *Planning and Installation* and in the *Program Directory*. If your region size is too small, enlarge it accordingly, and restart the system. Otherwise, call your IBM representative.

---

## **3999:**

### **Explanation**

IBM Workload Scheduler for z/OS internal validity checking has discovered an error condition (internal error). A message that contains the reason for the abend, as well as other debugging information, is written to the IBM Workload Scheduler for z/OS diagnostic file, EQQDUMP.

### **Problem determination**

None.

### **System programmer response**

Call your IBM representative.

---

## Appendix B. Known problems

The following are known open problems.

The following limitations are outstanding:

- “Redundant message in TCP/IP server MLOG for error in MCP”
- “Redundant message in TCP/IP server MLOG for error in AD”
- “Job log not issued if DATASTORE is down” on page 518

---

### Redundant message in TCP/IP server MLOG for error in MCP

A message is erroneously displayed in the MLOG of the TCP/IP server when an error occurs while modifying the current plan.

If an error occurs while modifying the current plan and the following message is issued:

```
AWSUI4064E The following error occurred: EQQM943E USER FIELD NAME ddddd ALREADY
PRESENT FOR APPLXECUTOR, 001
```

The message is also displayed in the message log of the server as follows:

```
EQQZ024I Error Diagnosis:
EQQZ024I   START ADDRESS: 0CC35FD4                TIME: 120316 153221
EQQZ024I   000000   C5D8D8D4 F9F4F340            *EQQM943
EQQZ024I Failing MCP request block, MT0:
EQQZ024I   START ADDRESS: 0CC35FC0                TIME: 120316 153221
EQQZ024I   000000   D4E3F040 F0F144F3 D700F1F2 F0F3F1F6 *MT0 01.3P.12
EQQZ024I   000010   F2F4F0F0 C5D8D8D4 F9F4F340 0000011B *2400EQQM943
EQQZ024I   000020   00000000 00000000 00C1D7D7 D3C5E7C5 *.....APP
EQQZ024I   000030   C3E4E3D6 D9404040 40F1F2F0 F3F1F6F1 *CUTOR 120
EQQZ024I   000040   F1F4F9F4 F0F0F3F1 F6F1F1F4 F9F4F0F0 *149400316114
EQQZ024I   000050   F3F1F6F2 F3F0F0F5 40404040 08404040 *31623005
EQQZ024I   000060   40404040 40404040 40404040 40404040 *
EQQZ024I   000070   40404040 40404040 40404040 40000000 *
EQQZ024I   000080   00000000 00000000 00000100 01C4C2D7 *.....
EQQZ024I   000090   D3E4C740 40E9C3C5 F1404040 40404040 *LUG ZCE1
EQQZ024I   0000A0   40404040 40404040 40404040 40404040 *
EQQZ024I   0000B0   40000000 01000000 00000000 00000000 *.....
EQQZ024I   0000C0   00000000 00000000 000000EA 60001E00 *.....
EQQZ024I   0000D0   01848484 84844040 40404040 40404040 *.dddd
EQQZ024I   0000E0   40404040 40404040 40404040 40404040 *
EQQZ024I   0000F0   40404040 40404040 40404040 40404040 *
EQQZ024I   000100   40404040 40404040 40404040 40404040 *
EQQZ024I   000110   40404040 40404000 000000          *      ....
```

The message is erroneously displayed within the trace and should be ignored.

---

### Redundant message in TCP/IP server MLOG for error in AD

A message is unduly displayed in the MLOG of the TCP/IP server when an error occurs while modifying the Application Description database.

If an error occurs while modifying the Application Description database and the following message is issued:

```
The operation on object object name was not completed because the following error
occurred: EQQA537E AUTOMATION INFO SELECTED FOR OP 1, WORKSTATION NOT FOR AUTOMATION
```

the message is also displayed in the message log of the server as follows:

```

      EQQZ024I Error in block AD          at offset 0138 (msg EQQA537 )
EQQZ024I      START ADDRESS: 0CBDAFE0          TIME: 120327 132050630
EQQZ024I      000000 0000C1D7 D7D3E2C1 F3404040 40404040 *..APPLSA3      *
EQQZ024I      000010 4040C1F9 F9F1F2F3 F1C1C4D9 4001F4F0 * A991231ADR .40*
EQQZ024I      000020 F0F3F2F7 40404040 40404040 40404040 *0327          *
EQQZ024I      000030 40404040 40404040 40404040 40404040 *          *
EQQZ024I      000040 40404040 D3C1D7D3 C1C3C140 40404040 * PALLACA      *
EQQZ024I      000050 40404040 40404040 40404040 40404040 *          *
EQQZ024I      000060 40404040 40404040 40404040 00F4F0F0 *          .400*
EQQZ024I      000070 F3F2F7F1 F3F2F0D9 C1C3C6C9 C4F240F5 *3271320RACFID2 5*
EQQZ024I      000080 40404040 40400001 00000000 00000000 *          .....*
EQQZ024I      000090 000000D0 10C4C5C6 C1E4D3E3 40404040 *.....DEFAULT *
EQQZ024I      0000A0 40404040 40404040 40404040 40404040 *          *
EQQZ024I      0000B0 40404040 40000000 00000000 00000000 *          .....*
EQQZ024I      0000C0 00000000 00000000 00000000 00000000 *.....*
EQQZ024I      0000D0 00000000 C3D7E4F1 00014040 40404040 *....CPU1.. *
EQQZ024I      0000E0 40404040 40404040 40404040 40404040 *          *
EQQZ024I      0000F0 40400000 00644040 40404040 E8D1D6C2 * .... YJOB*
EQQZ024I      000100 F1404040 40400000 40404040 40404040 *1 .. *
EQQZ024I      000110 40404040 40404040 40404040 40860000 *          f..*
EQQZ024I      000120 00000000 00000001 00000000 00004040 *..... *
EQQZ024I      000130 D500D540 0000D5D5 01004040 40404040 *N.N ..NN.. *
EQQZ024I      000140 40400000 00000000 00000000 00000000 *          .....*
EQQZ024I      000150 8489A297 97894040 40404040 40404040 *disppi *
EQQZ024I      000160 40404040 40404040 40404040 40404040 *          *
EQQZ024I      000170 40404040 40404040 40404040 40404040 *          *
EQQZ024I      000180 40404040 40404040 40404040 40404040 *          *
EQQZ024I      000190 40404040 40404040 40404040 40404040 *          *
EQQZ024I      0001A0 40404040 40404040 40404040 40404040 *          *
EQQZ024I      0001B0 40404040 40404040 40404040 40404040 *          *
EQQZ024I      0001C0 40404040 40404040 40404040 40404040 *          *
EQQZ024I      0001D0 40404040 40404040 40404040 40404040 *          *
EQQZ024I      0001E0 40404040 40404040 40404040 40404040 *          *
EQQZ024I      0001F0 40404040 40404040 40404040 40404040 *          *
EQQZ024I      000200 40404040 40404040 40404040 40404040 *          *
EQQZ024I      000210 40404040 40404040 40404040 40404040 *          *
EQQZ024I      000220 40404040 40404040 40404040 40404040 *          *
EQQZ024I      000230 40404040 40404040 40404040 40404040 *          *
EQQZ024I      000240 40404040 40404040 40404040 40404040 *          *
EQQZ024I      000250 40404040 40404040 40404040 40404040 *          *
EQQZ024I      000260 40404040 40404040 40404040 40404040 *          *
EQQZ024I      000270 40404040 40404040 40404040 40404040 *          *
EQQZ024I      000280 40404040 40404040 40404040 40404040 *          *
EQQZ024I      000290 40404040 40404040 40404040 40404040 *          *
.....

```

The message should not be displayed within the trace and should be ignored.

---

## Job log not issued if DATASTORE is down

No job logs are issued while the DATASTORE started task is down.

While the DATASTORE started task is down, no job logs are issued notwithstanding user requests. The following message is recorded in the MLOG of the controller:

```
EQQM938W JOBL0G ABEND (JOB06207) NOT RETRIEVED. REASON: 0005
```

---

## Appendix C. Problem description sheet

Customer number:	Date:
Problem number:	APAR number:
<b>Program specification - Program Number 5698-A17</b>	
IBM Workload Scheduler for Z/OS release level:	PUT level:
<b>Problem Description:</b>	
First indication of the problem:	
What were you trying to do?	
Has the function worked before?	
<b>Type of failure</b>	
Choose one of the following problem-type keywords:	
* ABEND code:	*ABENDU: ID or SEQ NO, if any:
Occurred in module:	Date of the module's compilation:
Offset into the module:	CSECT: CSECT offset:
* MSG. Message ID:	Does the message contain any return codes, reason codes, feedback codes, or error codes? If so, which codes?
* LOOP. Occurred in module:	Date of the module's compilation:
Offset into the module:	CSECT: CSECT offset:
* WAIT. Occurred in module:	Date of the module's compilation:
Offset into the module:	CSECT: CSECT offset:

**Continued on next page**

Figure 10. Part 1 of 2

\* INCORROUT:

\* PERFM:

\* DOC order number:

Page(s):

Description:

### Information about the failing function

Choose one of the following areas that best fits the symptoms of your problem:

\* Installing IBM Workload Scheduler for z/OS

Did the failure occur during

SMP/E (1) receive, (2) apply, or (3) accept?

\* Supplied JCL

Name of the failing job:

%

\* IBM Workload Scheduler for z/OS command

Command:

%

(and command modifier, if any)

### Hardware used

Is the problem specific to a type of hardware device?

If so, supplement your keyword string with the device type: D/T

%

### Software used

Specify the software used at the time of the problem (version, release, modification level):

\* z/OS:

\* ACF/VTAM:

\* JES2/3:

\* DFP:

\* ISPF:

\* RACF:

### Exits used

Are you running any exits with the product? If so, which ones?:

Can you remove or bypass an exit and re-create the problem?

Is any other user-written code executing (CLISTs, programs, panel changes) in the scheduler's environment?

Can this be bypassed and the function you were attempting then be successfully executed?

**Note:** You can use information marked with a percent sign (%) to supplement your keyword string.

Figure 11. Part 2 of 2

**Note:** You may copy this problem description sheet without payment or royalty provided that each reproduction is done without alteration.

---

## Notices

This information was developed for products and services offered in the US. This material might be available from IBM in other languages. However, you may be required to own a copy of the product or product version in that language in order to access it.

IBM may not offer the products, services, or features discussed in this document in other countries. Consult your local IBM representative for information on the products and services currently available in your area. Any reference to an IBM product, program, or service is not intended to state or imply that only that IBM product, program, or service may be used. Any functionally equivalent product, program, or service that does not infringe any IBM intellectual property right may be used instead. However, it is the user's responsibility to evaluate and verify the operation of any non-IBM product, program, or service.

IBM may have patents or pending patent applications covering subject matter described in this document. The furnishing of this document does not grant you any license to these patents. You can send license inquiries, in writing, to:

*IBM Director of Licensing  
IBM Corporation  
North Castle Drive, MD-NC119  
Armonk, NY 10504-1785  
US*

For license inquiries regarding double-byte character set (DBCS) information, contact the IBM Intellectual Property Department in your country or send inquiries, in writing, to:

*Intellectual Property Licensing  
Legal and Intellectual Property Law  
IBM Japan Ltd.  
19-21, Nihonbashi-Hakozakicho, Chuo-ku  
Tokyo 103-8510, Japan*

INTERNATIONAL BUSINESS MACHINES CORPORATION PROVIDES THIS PUBLICATION "AS IS" WITHOUT WARRANTY OF ANY KIND, EITHER EXPRESS OR IMPLIED, INCLUDING, BUT NOT LIMITED TO, THE IMPLIED WARRANTIES OF NON-INFRINGEMENT, MERCHANTABILITY OR FITNESS FOR A PARTICULAR PURPOSE. Some jurisdictions do not allow disclaimer of express or implied warranties in certain transactions, therefore, this statement may not apply to you.

This information could include technical inaccuracies or typographical errors. Changes are periodically made to the information herein; these changes will be incorporated in new editions of the publication. IBM may make improvements and/or changes in the product(s) and/or the program(s) described in this publication at any time without notice.

Any references in this information to non-IBM websites are provided for convenience only and do not in any manner serve as an endorsement of those

websites. The materials at those websites are not part of the materials for this IBM product and use of those websites is at your own risk.

IBM may use or distribute any of the information you provide in any way it believes appropriate without incurring any obligation to you.

Licensees of this program who wish to have information about it for the purpose of enabling: (i) the exchange of information between independently created programs and other programs (including this one) and (ii) the mutual use of the information which has been exchanged, should contact:

*IBM Director of Licensing  
IBM Corporation  
North Castle Drive, MD-NC119  
Armonk, NY 10504-1785  
US*

Such information may be available, subject to appropriate terms and conditions, including in some cases, payment of a fee.

The licensed program described in this document and all licensed material available for it are provided by IBM under terms of the IBM Customer Agreement, IBM International Program License Agreement or any equivalent agreement between us.

The performance data discussed herein is presented as derived under specific operating conditions. Actual results may vary.

Information concerning non-IBM products was obtained from the suppliers of those products, their published announcements or other publicly available sources. IBM has not tested those products and cannot confirm the accuracy of performance, compatibility or any other claims related to non-IBM products. Questions on the capabilities of non-IBM products should be addressed to the suppliers of those products.

This information is for planning purposes only. The information herein is subject to change before the products described become available.

This information contains examples of data and reports used in daily business operations. To illustrate them as completely as possible, the examples include the names of individuals, companies, brands, and products. All of these names are fictitious and any similarity to actual people or business enterprises is entirely coincidental.

#### COPYRIGHT LICENSE:

This information contains sample application programs in source language, which illustrate programming techniques on various operating platforms. You may copy, modify, and distribute these sample programs in any form without payment to IBM, for the purposes of developing, using, marketing or distributing application programs conforming to the application programming interface for the operating platform for which the sample programs are written. These examples have not been thoroughly tested under all conditions. IBM, therefore, cannot guarantee or imply reliability, serviceability, or function of these programs. The sample programs are provided "AS IS", without warranty of any kind. IBM shall not be liable for any damages arising out of your use of the sample programs.



© (your company name) (year).  
Portions of this code are derived from IBM Corp. Sample Programs.  
© Copyright IBM Corp. \_enter the year or years\_.

---

## Trademarks

IBM, the IBM logo, and [ibm.com](http://ibm.com) are trademarks or registered trademarks of International Business Machines Corp., registered in many jurisdictions worldwide. Other product and service names might be trademarks of IBM or other companies. A current list of IBM trademarks is available on the web at "Copyright and trademark information" at [www.ibm.com/legal/copytrade.shtml](http://www.ibm.com/legal/copytrade.shtml).

Adobe, the Adobe logo, PostScript, and the PostScript logo are either registered trademarks or trademarks of Adobe Systems Incorporated in the United States, and/or other countries.

IT Infrastructure Library is a Registered Trade Mark of AXELOS Limited.

Linear Tape-Open, LTO, the LTO Logo, Ultrium, and the Ultrium logo are trademarks of HP, IBM Corp. and Quantum in the U.S. and other countries.

Intel, Intel logo, Intel Inside, Intel Inside logo, Intel Centrino, Intel Centrino logo, Celeron, Intel Xeon, Intel SpeedStep, Itanium, and Pentium are trademarks or registered trademarks of Intel Corporation or its subsidiaries in the United States and other countries.

Linux is a registered trademark of Linus Torvalds in the United States, other countries, or both.

Microsoft, Windows, Windows NT, and the Windows logo are trademarks of Microsoft Corporation in the United States, other countries, or both.



Java™ and all Java-based trademarks and logos are trademarks or registered trademarks of Oracle and/or its affiliates.

Cell Broadband Engine is a trademark of Sony Computer Entertainment, Inc. in the United States, other countries, or both and is used under license therefrom.

ITIL is a Registered Trade Mark of AXELOS Limited.

UNIX is a registered trademark of The Open Group in the United States and other countries.

---

## Terms and conditions for product documentation

Permissions for the use of these publications are granted subject to the following terms and conditions.

## **Applicability**

These terms and conditions are in addition to any terms of use for the IBM website.

## **Personal use**

You may reproduce these publications for your personal, noncommercial use provided that all proprietary notices are preserved. You may not distribute, display or make derivative work of these publications, or any portion thereof, without the express consent of IBM.

## **Commercial use**

You may reproduce, distribute and display these publications solely within your enterprise provided that all proprietary notices are preserved. You may not make derivative works of these publications, or reproduce, distribute or display these publications or any portion thereof outside your enterprise, without the express consent of IBM.

## **Rights**

Except as expressly granted in this permission, no other permissions, licenses or rights are granted, either express or implied, to the publications or any information, data, software or other intellectual property contained therein.

IBM reserves the right to withdraw the permissions granted herein whenever, in its discretion, the use of the publications is detrimental to its interest or, as determined by IBM, the above instructions are not being properly followed.

You may not download, export or re-export this information except in full compliance with all applicable laws and regulations, including all United States export laws and regulations.

IBM MAKES NO GUARANTEE ABOUT THE CONTENT OF THESE PUBLICATIONS. THE PUBLICATIONS ARE PROVIDED "AS-IS" AND WITHOUT WARRANTY OF ANY KIND, EITHER EXPRESSED OR IMPLIED, INCLUDING BUT NOT LIMITED TO IMPLIED WARRANTIES OF MERCHANTABILITY, NON-INFRINGEMENT, AND FITNESS FOR A PARTICULAR PURPOSE.

# Index

## Special characters

(XD Header record) DCLXD01 layout 497  
(XD Header record) DCLXD02 layout 500  
(XD Index record) DCLXD98 layout 506  
(XD Index record) DCLXD99 layout 507  
(z/OS Agent Event record) DCLEX2 layout 272

## A

abend codes 513  
ABEND keyword 9  
ABENDU keyword 10  
access code, IBM 4  
accessibility xi  
activate/deactivate event (EXM) layout 286  
actual workstation resource report in DP 102  
AD (application description) database 33  
ADR (application description) layout 85  
advanced program-to-program communication (APPC) 55  
alternate current plan (CP2) 35, 36  
alternate current plan data set (EQQCP2DS) 35  
alternate extended data (XD2) 36  
APAR (authorized program analysis report) 5, 6  
collecting documentation for 7  
process 6  
APARs  
PH03671 178, 187, 205, 211  
PI45919 178, 187, 205, 211  
PK25979 81  
PK40561 68  
PK93917 45  
PM22290 299  
PM49593 250  
PQ78149 251  
PQ87120 126  
PQ89557 133  
PQ90706 252  
PQ92894 77  
APARS  
PQ89557 131  
API (application programming interface) 55  
APPC (advanced program-to-program communication) 55  
APPC/z/OS (PP) subtask 55  
application description (ADR) layout 85  
application description database 33  
application programming interface (API) 55  
application transaction program (ATP) 55

applying the fix 8  
APPQ 56  
AR (automatic recovery) subtask 57  
ATP (application transaction program) 55  
authorized program analysis report (APAR) 5, 6  
collecting documentation for 7  
process 6  
automatic recovery (AR) subtask 57  
automatic recovery case code list 120

## B

backup event (EXE) layout 278  
backup event (EXH) layout 281  
batch programs 43  
BIB block 15  
Bulkdisc event record (EX0) layout 271

## C

calendar database 33  
calendar layout 114  
case code list layout 120  
case code macro (EQQCASEC) 57  
CB (network communication function) subtask 67  
centralized script data set (EQQTWSCS) 35  
checkpoint data set (EQQCKPT) 34, 35, 68  
Cloud & Smarter Infrastructure technical training xii  
Common Programming Interface for Communications (CPI-C) 55  
completed/deleted application report record in DP 116  
controller subtasks 50  
CP (current plan) 35  
CPI (primary current plan) 35, 36  
CP2 (alternate current plan) 35, 36  
CPH (critical path handler) subtask 58  
CPI-C (Common Programming Interface for Communications) 55  
CPLREC01 (current plan record type 1) layout 120  
CPLREC02 (current plan record type 2) layout 123  
CPLREC04 (current plan record type 4) layout 130  
CPLREC05 (current plan record type 5) layout 135  
CPLREC06 (current plan record type 6) layout 144  
CPLREC07 (current plan record type 7) layout 146  
CPLREC08 (current plan record type 8) layout 147

CPLREC09 (current plan record type 9) layout 149  
CPLREC10 (current plan record type 10) layout 149  
CPLREC11 (current plan record type 11) layout 150  
CPLREC12 (current plan record type 12) layout 151  
CPLREC14 (current plan record type 14) layout 153  
CPLREC15 (stand-alone clean up record) layout 156  
CPLREC16 (restart and clean up operinfo to be deleted) layout 157  
CPLREC20 (current plan record type 20) layout 158  
CPLREC22 (current plan record type 22) layout 159  
CPLREC24 (current plan record type 24) layout 163  
CPLREC33 (current plan system automation info) layout 192  
CPLREC3C (current plan record type 3C) layout 166  
CPLREC3P (current plan record type 3P) layout 172  
CPLREC3Q (current plan record type 3Q) layout 188  
CPLREC3R (current plan record type 3R) layout 191  
CPLREC44 (current plan record type 44) layout 193  
CPLREC66 (current plan record type 66) layout 198  
creating the current plan 35  
creating the long-term plan 38  
criteria record (ETC - ETT) layout 250  
critical path handler (CPH) subtask 58  
critical path problem  
problem analysis procedures 26  
current plan  
alternate (CP2) 35, 36  
backup for Symphony creation (SCP) 36  
backup record 66  
description of 35  
execute (EX) function 77  
extension (CX) 36  
manual hold (MH) function 77  
manual release (MR) function 77  
new (NCP) 35, 36  
new extension (NCX) 36  
primary (CP1) 35, 36  
record type 1 (CPLREC01) layout 120  
record type 10 (CPLREC10) layout 149  
record type 11 (CPLREC11) layout 150  
record type 12 (CPLREC12) layout 151

current plan (*continued*)  
 record type 14 (CPLREC14)  
 layout 153  
 record type 2 (CPLREC02)  
 layout 123  
 record type 20 (CPLREC20)  
 layout 158  
 record type 22 (CPLREC22)  
 layout 159  
 record type 24 (CPLREC24)  
 layout 163  
 record type 33 (CPLREC33)  
 layout 192  
 record type 3C (CPLREC3C)  
 layout 166  
 record type 3P (CPLREC3P)  
 layout 172  
 record type 3Q (CPLREC3Q)  
 layout 188  
 record type 3R (CPLREC3R)  
 layout 191  
 record type 4 (CPLREC04)  
 layout 130  
 record type 44 (CPLREC44)  
 layout 193  
 record type 5 (CPLREC05)  
 layout 135  
 record type 6 (CPLREC06)  
 layout 144  
 record type 66 (CPLREC66)  
 layout 198  
 record type 7 (CPLREC07)  
 layout 146  
 record type 8 (CPLREC08)  
 layout 147  
 record type 9 (CPLREC09)  
 layout 149  
 turnover 36, 68  
 current plan extension (CX) 36  
 current plan extension data set  
 (EQQCXDS) 35  
 current plan occurrence index  
 record 199  
 current primary index record control  
 block (FSCB) layout 314  
 Customer Engineering Program  
 Support 4  
 customer number, IBM 4  
 CX (current plan extension) 36

## D

daily operating plan report record in DP  
 (DAIOP) 201  
 daily plan actual workstation resource  
 report 102  
 daily plan completed/deleted application  
 report record 116  
 daily plan header report record  
 (DPH) 213  
 daily plan report record 215  
 daily plan summary of  
 completed/deleted applications  
 report 200  
 data areas 307, 444, 445  
 actual workstation resource report in  
 DP 102

data areas (*continued*)  
 ADR (application description) 85  
 calendar 114  
 case code list 120  
 completed/deleted application report  
 record in DP 116  
 CPLREC01 (current plan record type  
 1) 120  
 CPLREC02 (current plan record type  
 2) 123  
 CPLREC04 (current plan record type  
 4) 130  
 CPLREC05 (current plan record type  
 5) 135  
 CPLREC06 (current plan record type  
 6) 144  
 CPLREC07 (current plan record type  
 7) 146  
 CPLREC08 (current plan record type  
 8) 147  
 CPLREC09 (current plan record type  
 9) 149  
 CPLREC10 (current plan record type  
 10) 149  
 CPLREC11 (current plan record type  
 11) 150  
 CPLREC12 (current plan record type  
 12) 151  
 CPLREC15 (stand-alone clean up  
 record) 156  
 CPLREC16 restart and clean up  
 operinfo to be deleted) 157  
 CPLREC20 (current plan record type  
 20) 158  
 CPLREC22 (current plan record type  
 22) 159  
 CPLREC24 (current plan record type  
 24) 163  
 CPLREC33 (current plan system  
 automation info) 192  
 CPLREC3C (current plan record type  
 3C) 166  
 CPLREC3P (current plan record type  
 3P) 172  
 CPLREC3Q (current plan record type  
 3Q) 188  
 CPLREC3R (current plan record type  
 3R) 191  
 CPLREC44 (current plan record type  
 44) 193  
 CPLREC66 (current plan record type  
 66) 198  
 CPLREV14 (current plan record type  
 14) 153  
 current plan occurrence index  
 record 199  
 daily operating plan report record in  
 DP (DAIOP) 201  
 daily plan actual workstation resource  
 report 102  
 daily plan completed/deleted  
 application report record 116  
 daily plan summary of  
 completed/deleted applications  
 report 200  
 DCLBKCKP (backup  
 checkpoint) 103, 113

data areas (*continued*)  
 DCLBKINF (backup controller main  
 control block) 106  
 DCLEX2 (z/OS Agent Event  
 record) 272  
 DCLXD01 (XD Header record) 497  
 DCLXD02 (XD Header record) 500  
 DCLXD98 (XD Index record) 506  
 DCLXD99 (XD Index record) 507  
 DOA (dynamic operation area) 204  
 DPH (daily plan report header  
 record) 213  
 DPIN or DPUT (report record in  
 DP) 215  
 DQE (data queue element) 216  
 EMP (event manager parameter  
 area) 240  
 EPR (event data set positions) 245  
 EQE (event queue element) 245  
 ERR (error statistics control  
 block) 247  
 error statistics report record in  
 DP 247  
 ESP (event split record) 249  
 ETC - ETT (criteria record) 250  
 EVE (IBM Workload Scheduler events  
 record layout) 251  
 EVT (event and SUBREL data set  
 record) 254  
 EX0 (IBM Workload Scheduler event  
 record) 256  
 EX1 (Bulkdisc event record) 271  
 EXE (backup event) 278  
 EXF (joblog retrieval event) 278  
 EXH (backup event) 281  
 EXI (initialization event) 282  
 EXM (activate/deactivate event) 286  
 EXO (on/off line event) 286  
 EXP (restart and clean up event) 288  
 EXR (exit record) 293  
 EXS (resource event) 296  
 EXSA (resource event extension) 298  
 EXT (ready to receive event) 299  
 EXU (user event record) 300  
 EXUA (user event addendum  
 record) 301  
 EXV (scheduling environment  
 event) 302  
 EXW (workstation status event) 304  
 EXX (tracker agent event record) 306  
 FOPC (operinfo structure) 309  
 FSAB (secondary key task control  
 block) 314  
 FSCB (current primary index record  
 control block) 314  
 FSFB (datafile control block) 316  
 FSIR (secondary index record  
 structure) 318  
 FSPB (datapage instance  
 structure) 319, 321  
 ID (tracker identification record) 323  
 JCLREC (fixed part of JCL  
 record) 329  
 JSLOG (job-log record in  
 EQQXJSDS) 331  
 JV (JCL variable table) 332  
 LTP (long-term plan) 334

- data areas (*continued*)
  - MCA (main communication area) 342
  - MFB (missed feedback record in DP) 362
  - NJE (JES NJE record) 387
  - NMM (normal mode manager parameters) 388
  - NNN (node name record) 399
  - OPC (OPCSTAT record) 400
  - OPERR (Ops in error report record in DP) 401
  - OPI (operator instruction) 405
  - OPT (subsystem options) 407
  - OSLC (integration information) 417
  - PER (period layout) 419
  - RCLOP restart and clean up options record) 420
  - REL (job release record) 424
  - RSR (special resource record) 428
  - RSRR (special resource report record) 435
  - SSX (subsystem communication vector table extension) 436
  - summary of completed/deleted applications report in dp 200
  - TOC (table of contents for DP report) 447
  - TRG (data set trigger table layout) 448
  - WAP (workstation analyzer parameters) 478
  - WQA (workstation queue area) 481
  - WSD (workstation description record) 487
  - WSN (workstation resource report record in DP) 491
  - WSP (workstation plan report record in DP) 492
  - WSV (workstation description record) 496
- data queue element (DQE) 216
- data router (DX) subtask 58
- database
  - application description 33
  - calendar 33
  - job descriptions 33
  - operator instruction 33
  - period 33
  - side information 34
  - special resources 34
  - variable table 34
  - workstation 34
- datafile control block (FSFB) layout 316
- datapage instance structure (FSPB) layout 319, 321
- datastore down 518
- date formats in IBM Workload Scheduler for z/OS 84
- DB2 tables
  - EQQHI14 509
  - EQQHI3C 509
  - EQQHI3P 510
  - EQQHIMN 509
- DCLBKCKP (backup checkpoint) layout 103, 113
- DCLBKINF (backup controller main control block) layout 106
- DCLEX2 (z/OS Agent Event record) layout 272
- DCLEXY 307
- DCLXD01 (XD Header record) layout 497
- DCLXD02 (XD Header record) layout 500
- DCLXD98 (XD Index record) layout 506
- DCLXD99 (XD Index record) layout 507
- dialog
  - ISPF 31
- DOC (documentation) keyword 10
- documentation
  - DOC keyword 10
  - for APAR 7
  - general 7
  - sending to change team 8
  - sending via a communications link 8
- DPH (daily plan header) report record 213
- DPIN (daily planner) report record in DP 215
- DPUT (daily planner) report record in DP 215
- DQE (data queue element) 216
- dump data set (SYSMDUMP) 14
- DX (data router) subtask 58
- dynamic operation area (DOA) 204
- Dynamic Workload Console
  - accessibility xi
- E**
  - ECB list 56
  - education xii
  - EM (event manager) subtask 59
  - EMR (event manager parameter area) 240
  - EPR (event data set positions) layout 245
  - EQE (event queue element) layout 245
  - EQQA4TOP 50
  - EQQACMDS 32
  - EQQADCOP 43
  - EQQADDEP 43
  - EQQADDS 33
  - EQQADMUP 43
  - EQQADPRT 43
  - EQQARTOP 50
  - EQQAXMDL 32
  - EQQAXR00 43
  - EQQBATCH 43
  - EQQCASEC (case-code-list definition macro) 57
  - EQQCBTOP 50
  - EQQCKPT (checkpoint data set) 34
  - EQQCLPRP 43
  - EQQCLPRT 43
  - EQQCP1DS (primary current plan data set) 35
  - EQQCP2DS (alternate current plan data set) 35
  - EQQCXDS (current plan extension data set) 35
  - EQQDNTOP 43
  - EQQDOTOP 43
  - EQQDPCOP 43
  - EQQDRTOP 43
  - EQQDTTOP 43
  - EQQDUMP (diagnostic data set) 7, 14, 24
  - EQQDXTOP 50
  - EQQELDEF 32
  - EQQEMTOP 50
  - EQQERTOP 50
  - EQQEVDs (event data set) 35
  - EQQEVERT 32
  - EQQEVPGM 43
  - EQQEWTOP 50
  - EQQEXIT 45
  - EQQEXTOP 50
  - EQQGSBEX 50
  - EQQGSTOP 50
  - EQQHI14 DB2 table 509
  - EQQHI3C DB2 table 509
  - EQQHI3P DB2 table 510
  - EQQHIMN DB2 table 509
  - EQQICTOP 43
  - EQQINITM 44
  - EQQJCTOP 50
  - EQQJLTOP 50
  - EQQJS1DS 35, 37
  - EQQJS2DS 35, 37
  - EQQJTARC (job-tracking-archive data set) 35, 38, 66
  - EQQJVPRT 44
  - EQQLTCRE 44
  - EQQLTMOA 44
  - EQQLTMOO 44
  - EQQLTPRT 44
  - EQQLTTRY 44
  - EQQLUDEF 32
  - EQQMAJOR 46, 50
  - EQQMLOG (message log data set) 7, 24
  - EQQNCPDS (new current plan data set) 35
  - EQQNXCDS (new current plan extension data set) 35
  - EQQNMTOP 50
  - EQQOIBAT 44
  - EQQOIBLK 44
  - EQQPDFL 44
  - EQQPHAPP 51
  - EQQPHTOP 51
  - EQQPKI (restart and cleanup data set) 35
  - EQQPPTOP 50
  - EQQPURGE 44
  - EQQRCSIM 44
  - EQQRDDS 33
  - EQQRLDEF 32
  - EQQRLOUT 32
  - EQQRMTOP 50
  - EQQSCPDS (current plan backup for the creation of Symphony) 35
  - EQQSCRPT (script library) 35
  - EQQSDF (restart and cleanup data set) 35
  - EQQSERVR 51
  - EQQSIDS (side information data set) 35
  - EQQSKI (restart and cleanup data set) 35

EQQSSCMM 45  
 EQQSUTOP 50  
 EQQTROUT (tracklog data set) 38, 66  
 EQQTWSCS (centralized script data set) 35  
 EQQTWSIN (input events data set) 35  
 EQQTWSOU (output event data set) 35  
 EQQUSIN subroutine 63  
 EQQUSINB subroutine 63  
 EQQUSINO subroutine 63  
 EQQUSINS subroutine 63  
 EQQUSINT subroutine 63  
 EQQUSINW subroutine 63  
 EQQWATOP 50  
 EQQWSDS 33  
 EQQWSPRT 44  
 EQQXVART 32  
 EQQYLTOP 44  
 EQQYTOPX 44  
 ER (event reader) subtask 60  
 ERR (error statistics control block) layout 247  
 error statistics control block (ERR) layout 247  
 error statistics report record in DP 247  
 ESP (event split record) layout 249  
 ETC - ETT (criteria record) layout 250  
 EVE (IBM Workload Scheduler events record) layout 251  
 event and SUBREL data set record (EVT) layout 254  
 event control block (ECB) 56  
 event data set positions (EPR) layout 245  
 event data sets 37  
 event manager (EM) subtask 59  
 event manager parameter area (EMP) 240  
 event queue element (EQE) layout 245  
 event reader (ER) subtask 60  
 event split record (ESP) layout 249  
 event writer (EW) subtask 61  
 events 59  
 EVT (event and SUBREL data set record) layout 254  
 EW (event writer) subtask 61  
 EWTROPTS initialization statement  
   EWSEQNO keyword 61  
   HOLDJOB 60  
 EX (external router) subtask 64  
 EXO (IBM Workload Scheduler event record) layout 256  
 EX1 (Bulkdisc event record) layout 271  
 excess message in MLOG  
   AD 517  
   MCP 517  
 EXE (backup event) layout 278  
 EXF (joblog retrieval event) layout 278  
 EXH (backup event) layout 281  
 EXI (initialization event) layout 282  
 EXIT record (EXR) layout 293  
 EXITS initialization statement 78  
 EXM (activate/deactivate event) layout 286  
 EXO (on/off line event) layout 286  
 EXP (restart and clean up event) layout 288

EXR (exit record) layout 293  
 EXS (resource event) layout 296  
 EXSA (resource event extension) layout 298  
 EXT (ready to receive event) layout 299  
 extended data  
   alternate (XD2) 36  
   primary (XD1) 36  
 extended data data set (EQQNXDDS) 35  
 extended data data set (EQQXD1DS) 35  
 extended data data set (EQQXD2DS) 35  
 external router (EX) subtask 64  
 EXU (user event record) layout 300  
 EXUA (user event addendum record) layout 301  
 EXV (scheduling environment event) layout 302  
 EXW (workstation status event) layout 304  
 EXX (tracker agent event record) layout 306

## F

fixed part of JCL record (JCLREC) layout 329  
 FOPC (operinfo structure) layout 309  
 for application description  
   problem analysis procedures 27  
 for daily planning  
   problem analysis procedures 27  
 for data store  
   problem analysis procedures 28  
 for general service  
   problem analysis procedures 28  
 for JCL editing  
   problem analysis procedures 26  
 for migration  
   problem analysis procedures 26  
 for monitoring  
   problem analysis procedures 27  
 FSAB (secondary key task control block) layout 314  
 FSCB (current primary index record control block) layout 314  
 FSFB (datafile control block) layout 316  
 FSIR (secondary index record) layout 318  
 FSPB (datapage instance structure) layout 319, 321

## G

general service (GS) subtask 64  
 general-service executor tasks 65  
 GS (general service) queue 56  
 GS (general service) subtask 64

## H

HTTP client (HTC) subtask 65  
 HTTP server (HTS) subtask 65

## I

IBM  
   access code 4  
   customer number 4  
   program support 4  
   software support 4  
   support center 4  
 IBM Workload Scheduler event record (EX0) layout 256  
 IBM Workload Scheduler for z/OS date formats 84  
 ID (tracker identification record) layout 323  
 incorrect output (INCORROUT) keyword 10  
 INCORROUT (incorrect output) keyword 10  
 initialization event (EXI) layout 282  
 initialization statements  
   EXITS 78  
 input events data set (EQQTWSIN) 35  
 INSERT HERE 195, 364, 378, 425, 503, 504  
 integration information (OSLC) layout 417  
 Interactive Problem Control System (IPCS) 14  
 Interactive System Productivity Facility (ISPF) 31  
 internal date 84  
 IPCS (Interactive Problem Control System) 14  
 ISPF (Interactive System Productivity Facility)  
   panels 31  
   tables  
     EQQACMDS 32  
     EQQAXMDL 32  
     EQQELDEF 32  
     EQQEVERT 32  
     EQQLUDEF 32  
     EQQRLDEF 32  
     EQQRLOUT 32  
     EQQXVART 32  
 ISTR02 - ST HDR RECORD 445

## J

JCC (job completion checker) subtask 65  
 JCL  
   repository 37  
   retrieval 78  
 JCL variable table (JV) layout 332  
 JCLREC fixed part of JCL record layout 329  
 JES NJE record (NJE) layout 387  
 JES2 NJE 38  
 JL (job-tracking-log archiver) subtask 66  
 job completion checker (JCC) subtask 65  
 job descriptions database 33  
 job release record (REL) layout 424  
 JOB-log record in eqqxjs (JSLOG) layout 331  
 job-tracking archive data set 38  
 job-tracking log 38

- job-tracking-archive data set (EQJTARC) 35
- job-tracking-log archiver (JL) subtask 66
- joblog retrieval event (EXF) layout 278
- JS data set 37
- JSLOG (job-log record in EQQXJSDS) 331
- JV (JCL variable table) layout 332

## K

- keywords
  - ABEND 5, 9
  - ABENDU 5, 10
  - describing a problem 3
  - DOC 5, 10
  - INCORROUT 5, 10
  - LOOP 5, 10
  - MSG 5, 11
  - PERFM 5, 12
  - problem-type 3, 9
  - string 3, 13
  - WAIT 5, 12

## L

- long-term plan 38
- long-term plan (LTP) layout 334
- LOOP keyword 10
- LTP (long-term plan) layout 334
- LU 6.2 (logical unit 6.2) 55

## M

- main communication area (MCA) layout 342
- MAXJFILE keyword of JTOPTS 37
- MCA (main communication area) layout 342
- message
  - failure 11
  - format 11, 16
  - log data set 17, 24
- message (MSG) keyword 11
- MFB (missed feedback record in DP) layout 362
- missed feedback record in DP reports (MFB) layout 362
- missing job log 518
- MSG (message) keyword 11
- MVS time stamp 84

## N

- NCP (new current plan) 35, 36
- NCX (new current plan extension) 36
- network communication function (CB) subtask 67
- new current plan (NCP) 35, 36
- new current plan data set (EQQNCPDS) 35
- new current plan extension (NCX) 36
- new current plan extension data set (EQQNCXDS) 35

- new extended data
  - new extended data (NXD) 36
- new extended data (NXD) 36
- NJE (JES NJE record) layout 387
- NM (normal mode manager) subtask 66, 68
- NMM (normal mode manager parameters) layout 388
- NNN (node name record) layout 399
- node name record (NNN) layout 399
- normal mode manager (NM) subtask 68
- normal mode manager parameters (NMM) layout 388
- NXD (new extended data) 36

## O

- OCL problem
  - problem analysis procedures 25
- OI (operator instruction) database 33
- ON/off line event (EXO) layout 286
- OPC (OPCSTAT record) layout 400
- OPCSTAT record (OPC) layout 400
- operation priority 78
- operator instruction (OI) database 33
- operator instruction (OPI) layout 405
- operinfo structure (FOPC) layout 309
- OPERR (Ops in error report record in DP) layout 401
- OPI (operator instruction) layout 405
- Ops in error report record in DP reports (OPERR) layout 401
- OPT (subsystem options) layout 407
- OSLC (integration information) layout 417
- output event data set (EQQTWSOU) 35

## P

- panels 31
- PER (period) layout 419
- PERFM (performance) keyword 12
- performance (PERFM) keyword 12
- period (PER) layout 419
- period database 33
- planning data sets 34
- PMR (problem management record) 5, 6
- PP (APPC/z/OS) subtask 55
- primary current plan (CP1) 35, 36
- primary current plan data set (EQQCPIDS) 35
- primary extended data (XD1) 36
- priority of operations 78
- problem analysis procedure
  - for application description 27
  - for critical path problems 26
  - for daily planning 27
  - for data store 28
  - for general service 28
  - for JCL editing 26
  - for migration 26
  - for monitoring 27
  - for OCL problems 25
  - for restart and cleanup problems 25
- problem analysis procedures
  - abnormal termination (ABEND) 13

problem analysis procedures (*continued*)

- abnormal termination user (ABENDU) 13
- documentation (DOC) 15
- event-reapplying problems at controller startup 18
- for all problems 24
- Incorrect output (INCORROUT) 16
- LOOP 16
- Message (MSG) 16
- Performance (PERFM) 17
- resolving event-reapplying problems at controller startup 18
- WAIT 17
- problem description sheet 4, 519
- problem management record (PMR) 5, 6
- problem severity level 5
- problem-type keywords 9
- program check abend 13
- program temporary fix (PTF) 6, 8
- PTF (program temporary fix) 6, 8

## R

- RCLOP (restart and clean up options record) layout 420
- ready list layout 32
- ready to receive event (EXT) layout 299
- real date 84
- REL (job release record) layout 424
- resource event (EXS) layout 296
- resource event extension (EXS) layout 298
- Resource Object Data Manager (RM) subtask 70
- restart and clean up event (EXP) layout 288
- restart and clean up options record (RCLOP) layout 420
- restart and cleanup data set (EQQPKI) 35
- restart and cleanup data set (EQQSDF) 35
- restart and cleanup data set (EQQSKI) 35
- restart and cleanup problem
  - problem analysis procedures 25
- RETAIN database
  - PMR (problem management record) 5, 6
  - problem management record (PMR) 5, 6
  - problem severity level 5
  - searching 5
- RM (RODM) subtask 70
- RODM (RM) subtask 70
- RSR (special resource record) layout 428
- RSRR (special resource report record) layout 435

## S

- SAA (Systems Application Architecture) 56
- scheduling environment event (EXV) layout 302

- secondary index record (FSIR)
  - layout 318
- secondary key task control block (FSAB)
  - layout 314
- server task structure 51
- severity level of problem 5
- SI (side information) data set 38
- side information (SI) data set 38
- side information data set (EQQSIDS) 35
- side information database 34
- SMP/E (System Modification Program/Extended) 8
- SNA 55
- software support, IBM 4
- special resource record (RSR) layout 428
- special resource report record (RSRR)
  - layout 435
- special resources database 34
- SSCVT 45
- SSVT 44
- SSX (subsystem communication vector table extension) layout 436
- starting operations 77
- STR01 - ST HDR RECORD 444
- SU (submit) subtask 73
- submit (SU) subtask 73
- submit checkpointing 62, 73
- submit events 59
- subroutines
  - EQQUSIN 63
  - EQQUSINB 63
  - EQQUSINO 63
  - EQQUSINS 63
  - EQQUSINT 63
  - EQQUSINW 63
- subsystem communication vector table 45
- subsystem communication vector table extension (SSX) layout 436
- subsystem options (OPT) layout 407
- subsystem vector table 44
- subtasks 55, 65, 80
  - APPC/z/OS (PP) 55
  - automatic recovery (AR) 57
  - critical path handler (CPH) 58
  - data router (DX) 58
  - event manager (EM) 59
  - event reader (ER) 60
  - event writer (EW) 61
  - external router (EX) 64
  - general service (GS) 64
  - HTTP client (HTC) 65
  - HTTP server (HTS) 65
  - job completion checker (JCC) 65
  - job-tracking-log archiver (JL) 66
  - network communication function (CB) 67
  - normal mode manager (NM) 68
  - RODM (RM) 70
  - submit (SU) 73
  - TCP/IP tracker connection (IP) 74
  - workstation analyzer (WA) 76
- subtasks, controller 50
- summary of completed/deleted applications report in dp 200
- support center, IBM 4
- SYS1.PARMLIB 56

- SYSLOG 7
- SYSMDUMP 14, 24
- system abend 9, 13
- System Modification Program/Extended (SMP/E) 8
- Systems Application Architecture (SAA) 56

## T

- table of contents for DP report (TOC)
  - layout 447
- task structure 49
- TCP/IP tracker connection (IP) subtask 74
- technical newsletter (TNL) 15
- technical training xii
- time stamp 84
- TNL (technical newsletter) 15
- TOC (table of contents for DP report)
  - layout 447
- tracker agent event record (EXX)
  - layout 306
- tracker identification record (ID)
  - layout 323
- tracking events 59
- training
  - technical xii
- transaction program (TP) 56
- TRG (data set trigger table layout) 448
- turnover of the current plan 35, 36, 68

## U

- user abend 10, 13
- user event addendum record (EXUA)
  - layout 301
- user event record (EXU) layout 300
- USERMOD. 8

## V

- variable table database 34
- VSAM data sets 33
- VTAM 67

## W

- WA (workstation analyzer) subtask 76
- WAIT keyword 12
- WAP (workstation analyzer parameters)
  - layout 478
- workstation
  - analyzer (WA) subtask 76
  - description database 34
  - description record (WSD) layout 487
  - description record (WSV) layout 496
- workstation plan report record in DP (WSP) layout 492
- workstation resource report record in DP (WSN) layout 491
- workstation status event (EXW)
  - layout 304
- WQA (workstation queue area)
  - layout 481

- WS (workstation description)
  - database 34
- WSD (workstation description record)
  - layout 487, 496
- WSN (workstation resource report record in DP) layout 491
- WSP (workstation plan report record in DP) layout 492

## X

- XCF (cross-system coupling facility) 56
- XD1(primary extended data) 36
- XD2(alternate extended data) 36

## Z

- ZAP 8







Product Number: 5698-T08

Printed in USA