


# Starting your identity governance and administration journey?



## Use our readiness checklist to get your IGA deployment right

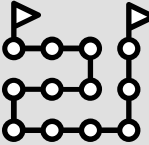


Access certifications, segregation-of-duties (SoD) management, compliance reporting—there's no way around it: you know your organization needs an identity governance and administration (IGA) program. But IGA projects can get complicated. Deadlines are missed, budgets overrun, and you have very little functionality to show for it. This often happens because teams focus on tools alone, leading to struggles with the nontechnical aspects of their IGA program. As a result, it fails to yield business benefits.





**How do you ensure that your story is different?** Do a little planning with the key stakeholders. Use this checklist to get your IGA deployment right.



## Before you start

- Examine** as-is IGA processes. Identify gaps, bottlenecks and existing issues that are causing pain across the organization. 
- Define** your future IGA processes with input from your IT and business stakeholders to align expectations. 
- Prioritize** business and security goals with key stakeholders. Agree on an IGA adoption roadmap. 
- Prepare** a conceptual architecture. Define the environment and functional relationships between the IGA tool and other identity and access management (IAM) technologies and their target systems. 

## Deployment time

- Prioritize and plan** your application and business unit integrations using the application onboarding factory model. 
- Deploy** foundational capabilities first. These include the HR onboarding/offboarding process for Joiners Movers Leavers and access recertification. 
- Start small** by integrating two to three simple applications to demonstrate quick value. 
- Launch** one cycle of an access recertification campaign to introduce the IGA program to business users. 

## Congratulations!

You have now defined an IGA program that supports your business goals and your stakeholders' needs. By planning ahead, you have laid the foundation for a smooth and rapid deployment of your IGA technology.

## You're on your way!

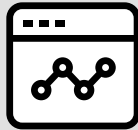
By following these deployment steps, you've built trust in the IGA program and demonstrated fast return on investment (ROI) with a successful implementation. Early ROI makes the case for more resources to expand future IGA functionality.

# Advanced integrations

- Streamline** your access request and approval user interfaces (UIs) and workflows.



- Deploy** enhanced IGA functionality, including role discovery and management, SoD management, and identity analytics and reporting.



- Broaden your scope** of application onboarding and business adoption across the organization.



- Work last** on your toughest custom integrations.



## You've arrived!

Now you have facilitated a wide adoption of IGA services across your organization. As a result, your IGA program dollars are stretching further, and your technologies can work harder for you and your stakeholders.



# Take IBM with you on your IGA journey

Identity governance and administration services from IBM provides comprehensive support for your cloud, hybrid IT or on-premises identity governance initiative. IBM Security specialists can offer the business, IGA and IAM security experience you need to help you optimize your IGA program for your business goals and IT ecosystem.

Learn about our IGA service modules for each stage of your IGA readiness: IGA adoption strategy, accelerated deployment and advanced integration. [www.ibm.com/security/identity-governance-administration-services/](http://www.ibm.com/security/identity-governance-administration-services/)

© Copyright IBM Corporation 2017. All Rights Reserved. IBM, the IBM logo, and ibm.com are trademarks of International Business Machines Corp., registered in many jurisdictions worldwide.

SEF03019-USEN-00

