



IBM Software Group

IBM System z™ Software Pricing: Defined Capacity and Group Capacity Limits

May 2011

David Chase, WW IBM System z Software
scrt@us.ibm.com

<http://ibm.com/systems/z/swprice>



@business on demand software

ZSL03140-USEN-00

Trademarks

The following are trademarks of the International Business Machines Corporation in the United States and/or other countries.

AIX*	GDDM*	NetView*	VisualAge*
BookManager*	HiperSockets	OS/390*	WebSphere*
CICS*	IBM*	Parallel Sysplex*	VSE/ESA
DB2*	IBM eServer	QMF	zEnterprise
DB2 Connect	IBM logo*	RACF*	z/Architecture
DB2 Universal Database	ImagePlus*	S/390*	z/OS*
DFSORT*	IMS	System z	z/VM*
Domino	Intelligent Miner	System z9*	z/VSE
DRDA*	Lotus*	System z10*	zSeries*
Encina*	Multiprise*	SystemPac*	
FICON*	MQSeries	Tivoli*	

* Registered trademarks of IBM Corporation

The following are trademarks or registered trademarks of other companies.

Java and all Java-related trademarks and logos are trademarks of Sun Microsystems, Inc., in the United States and other countries

Linux is a trademark of Linus Torvalds in the United States and other countries..

UNIX is a registered trademark of The Open Group in the United States and other countries.

Microsoft, Windows and Windows NT are registered trademarks of Microsoft Corporation in the United States and other countries.

* All other products may be trademarks or registered trademarks of their respective companies.

NOTES:

Any performance data contained in this document was determined in a controlled environment. Actual results may vary significantly and are dependent on many factors including system hardware configuration and software design and configuration. Some measurements quoted in this document may have been made on development-level systems. There is no guarantee these measurements will be the same on generally-available systems. Users of this document should verify the applicable data for their specific environment.

IBM hardware products are manufactured from new parts, or new and serviceable used parts. Regardless, our warranty terms apply.

Information is provided "AS IS" without warranty of any kind.

All customer examples cited or described in this presentation are presented as illustrations of the manner in which some customers have used IBM products and the results they may have achieved. Actual environmental costs and performance characteristics will vary depending on individual customer configurations and conditions.

This publication was produced in the United States. IBM may not offer the products, services or features discussed in this document in other countries, and the information may be subject to change without notice. Consult your local IBM business contact for information on the product or services available in your area.

All statements regarding IBM's future direction and intent are subject to change or withdrawal without notice, and represent goals and objectives only.

Information about non-IBM products is obtained from the manufacturers of those products or their published announcements. IBM has not tested those products and cannot confirm the performance, compatibility, or any other claims related to non-IBM products. Questions on the capabilities of non-IBM products should be addressed to the suppliers of those products.

Prices are suggested US list prices and are subject to change without notice. Starting price may not include a hard drive, operating system or other features. Contact your IBM representative or Business Partner for the most current pricing in your geography.

Any proposed use of claims in this presentation outside of the United States must be reviewed by local IBM country counsel prior to such use.

The information could include technical inaccuracies or typographical errors. Changes are periodically made to the information herein; these changes will be incorporated in new editions of the publication. IBM may make improvements and/or changes in the product(s) and/or the program(s) described in this publication at any time without notice.

Any references in this information to non-IBM Web sites are provided for convenience only and do not in any manner serve as an endorsement of those Web sites. The materials at those Web sites are not part of the materials for this IBM product and use of those Web sites is at your own risk.

IBM makes no representation or warranty regarding third-party products or services including those designated as ServerProven, ClusterProven or BladeCenter Interoperability Program products. Support for these third-party (non-IBM) products is provided by non-IBM Manufacturers.

IBM may have patents or pending patent applications covering subject matter in this document. The furnishing of this document does not give you any license to these patents. Send license inquires, in writing, to IBM Director of Licensing, IBM Corporation, New Castle Drive, Armonk, NY 10504-1785 USA.

Sub-Capacity Optimization

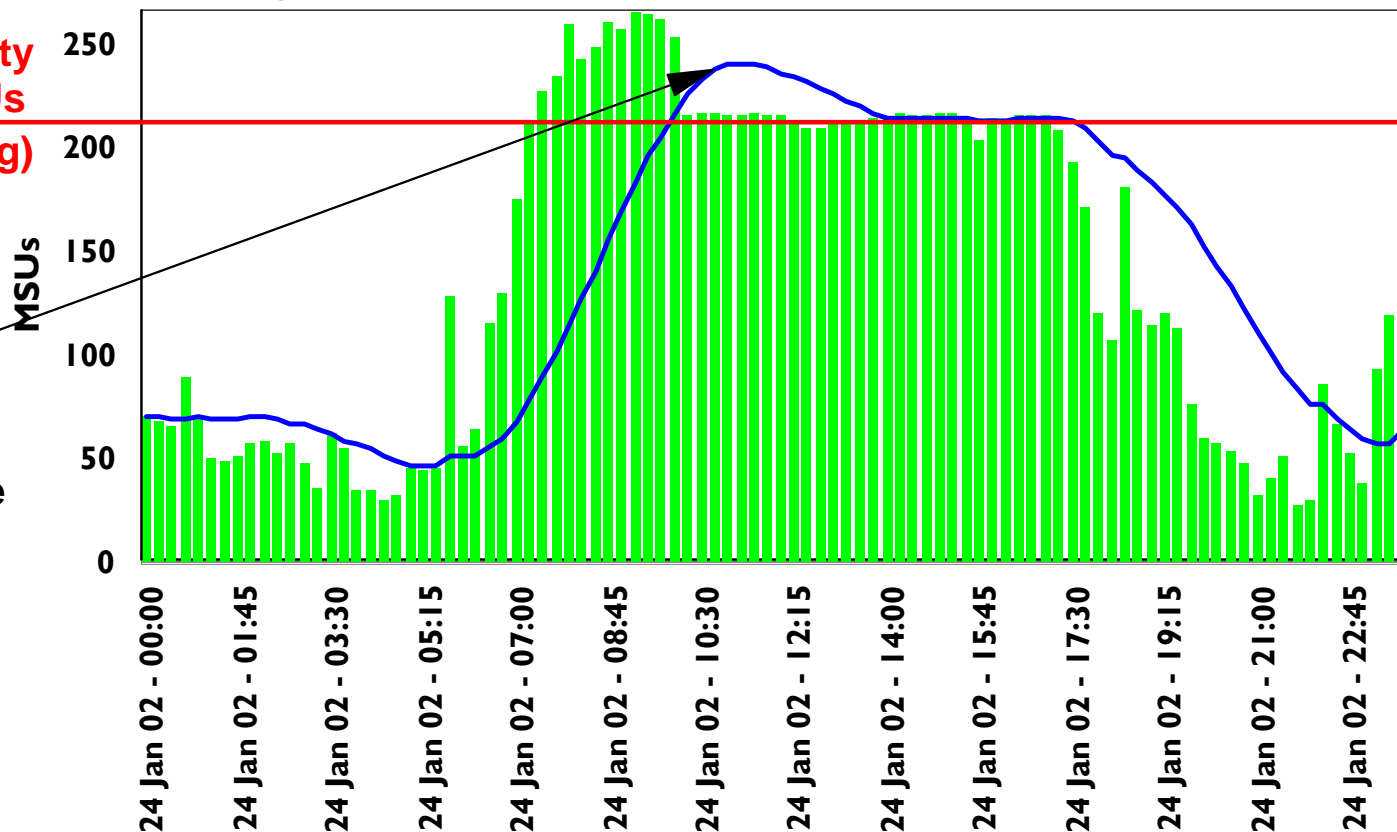
- **Control LPAR Utilization**
 - Use Traditional capping (PR/SM hardcap)
 - Reduce Number of Logical Engines
 - **Implement Defined Capacity and/or Group Capacity Limits**
 - Use the HCM panels on the hardware
 - Use z/OS operator commands
 - Use Systems Automation tools

Defined Capacity

System z box
rated
@ 265 MSUs

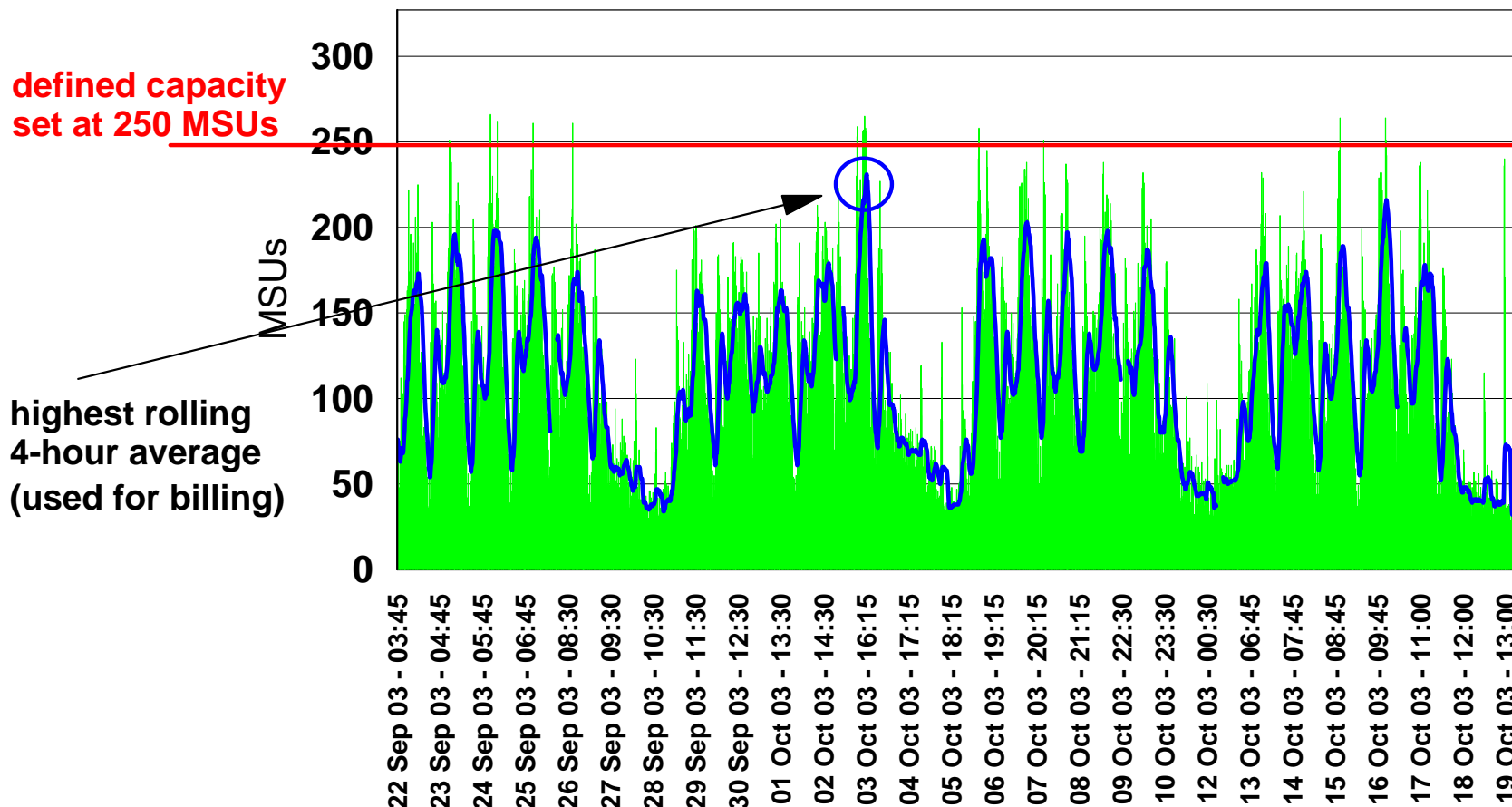
defined capacity
set at 210 MSUs
(used for billing)

highest rolling
4-hour average



SCRT reports the lower of the R4HA or Defined Capacity

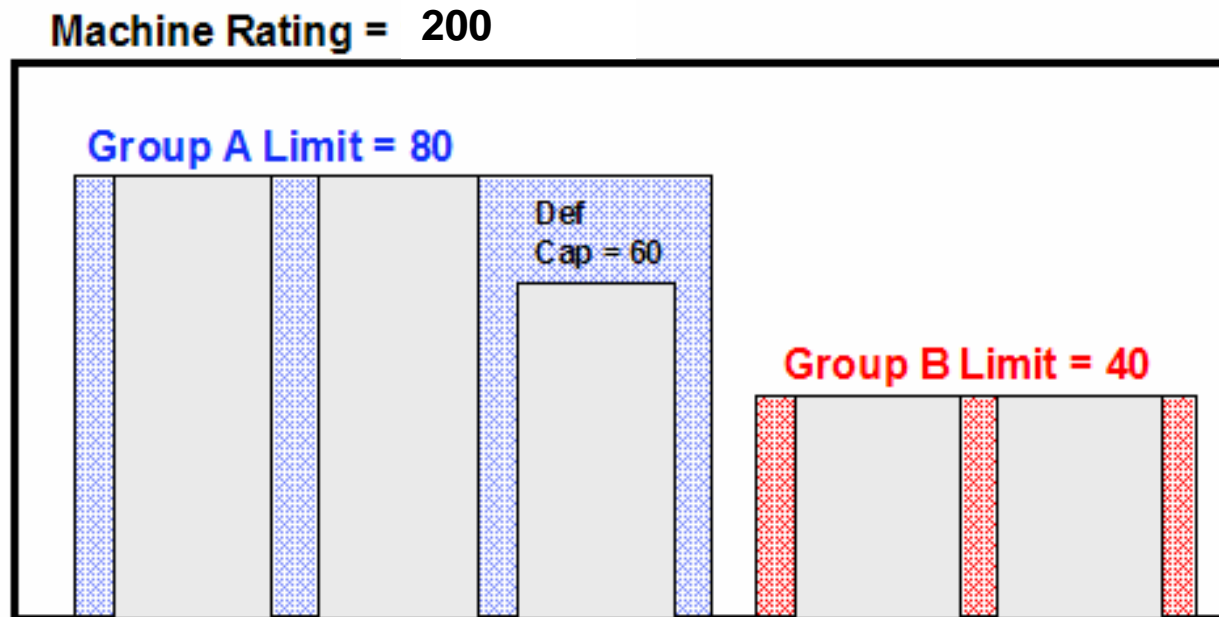
Defined Capacity



Defined Capacity has no effect if R4HA never reaches it

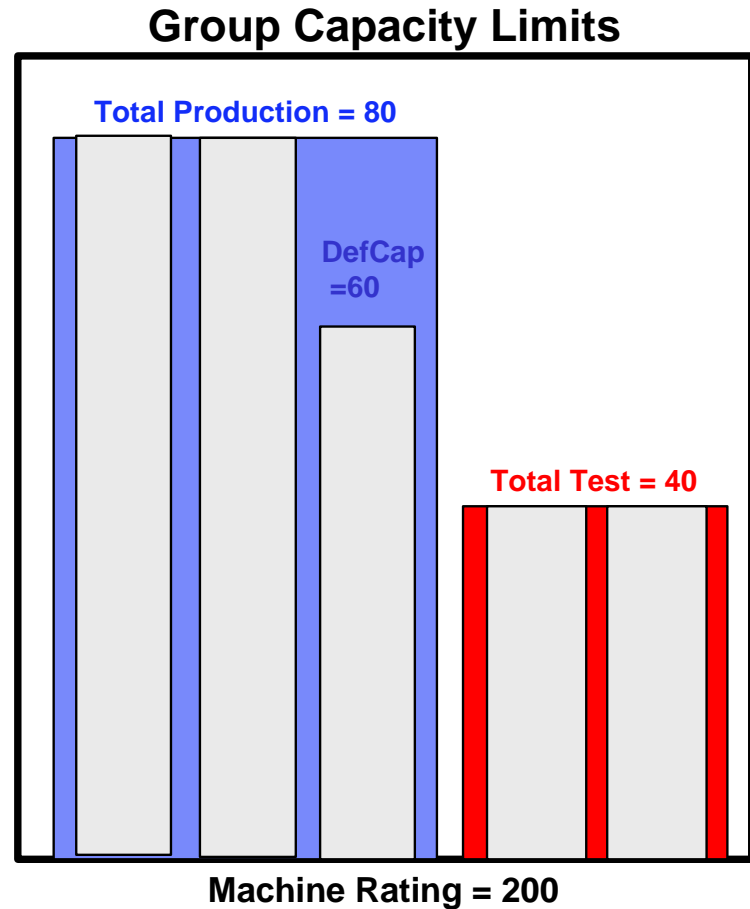
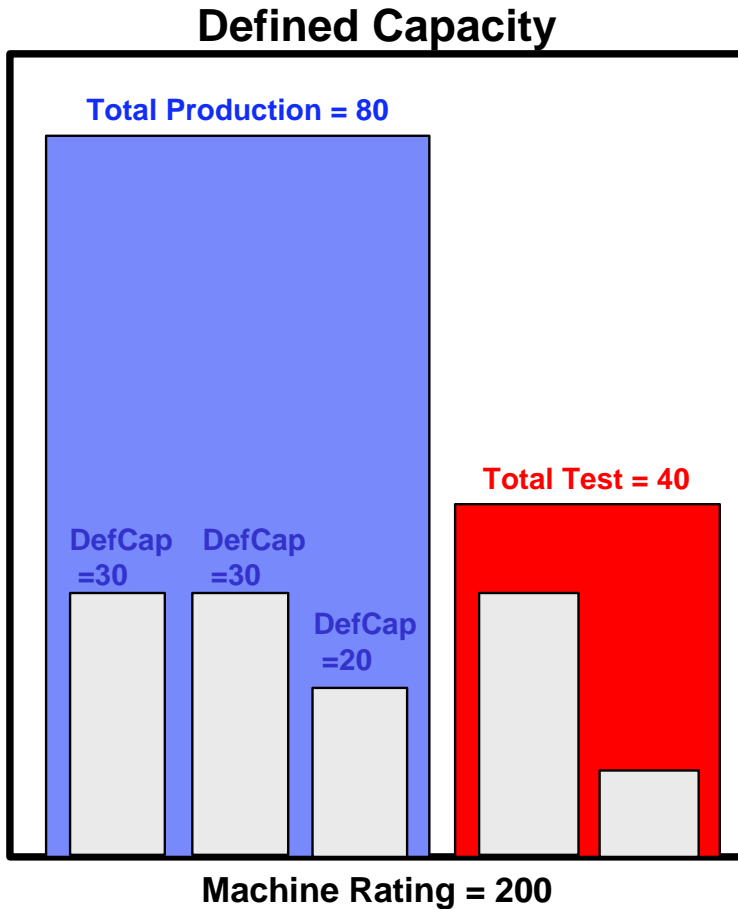
Group Capacity Limits

- Available with z/OS 1.8 and later
- Available with System z9 and later hardware
- Allows the sum of a group of LPARs to be managed together instead of each LPAR individually



Defined Capacity vs. Group Capacity Limits

Goal: Limit Production to 80 MSUs & Test to 40 MSUs (Total = 120 MSUs)



The End

