

# IBM Cloud Email Statistics




As we embrace the era of numerous collaboration tools in the organization, insights on usage of collaboration tools are key to understand user behavior. For example statistics on internal vs external collaboration can inform policies for usage and security.

## IBM Collaboration Services now offers statistics on your email usage through an intuitive Graphical Dashboard

- Understand overall Email usage
- View usage analysis data over the longer term to gain trending insights
- Observe whether usage is in line with corporate policies





### Detailed Usage Statistics

Know usage statistics by day/week/month for up to 2 years of data.



### Informed Usage Policy

Analyze the change in usage over time to help inform usage policy and plan for the future




### Insights on User Behaviour

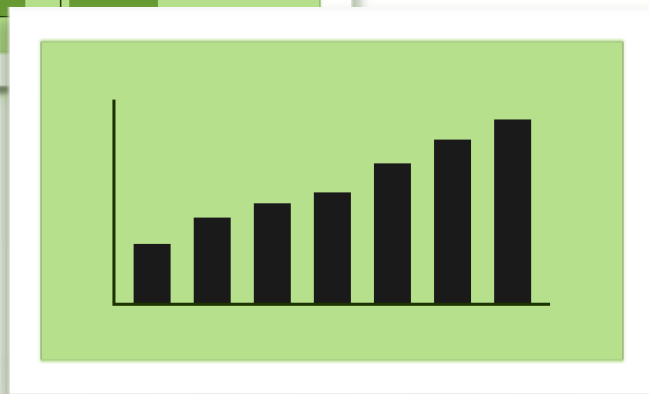
Gain insights on user behavior, external collaboration and possible security exposure.

**IBM Cloud Email Statistics is a SaaS offering, providing customers with a variety of data insights on the long term use of their IBM Cloud eMail services (IBM Verse, SCN) through an intuitive graphical dashboard.**

The offering is delivered via a web interface through an easy to use dashboard. Some of the statistics it provides include:



1. Total monthly & average email volume, data size
2. Number of emails sent internal vs external
3. Statistics by domains sent to & received from
4. Top message senders etc



To learn more write to : [ics-services-offerings <icsso@us.ibm.com>](mailto:ics-services-offerings@us.ibm.com)