

IBM i
Version 7.2

Development tools
IBM i Debugger



Note

Before using this information and the product it supports, read the information in [“Notices” on page 7.](#)

This document may contain references to Licensed Internal Code. Licensed Internal Code is Machine Code and is licensed to you under the terms of the IBM License Agreement for Machine Code.

© **Copyright International Business Machines Corporation 2004, 2014.**

US Government Users Restricted Rights – Use, duplication or disclosure restricted by GSA ADP Schedule Contract with IBM Corp.

Contents

- IBM i Debugger.....1**
- PDF file for IBM i Debugger.....1
- IBM i Debugger components.....1
- Installing IBM i Debugger.....3
- Running IBM i Debugger.....4
- Related information for IBM i Debugger.....6

- Notices.....7**
- Programming interface information.....8
- Trademarks.....9
- Terms and conditions.....9

IBM i Debugger

IBM® i Debugger provides a graphical user debugging environment on the IBM i platform. Use the Debugger to debug and test programs that run on your system, including programs written in ILE and OPM languages, Java™, and programs that run in the PASE environment.


IBM i Debugger is packaged in a JAR file with [IBM Toolbox for Java](#).

PDF file for IBM i Debugger

You can view and print a PDF file of this information.

To view or download the PDF version of this document, select [IBM i Debugger](#) (about 134 KB).

You can view or download these related topic PDFs:


- [IBM Developer Kit for Java](#) (4585 KB)
- [IBM Toolbox for Java](#) (6700 KB)
- [ILE Concepts](#)  (1517 KB)
- [IBM i PASE](#) (645 KB)

Saving PDF files

To save a PDF on your workstation for viewing or printing:

1. Right-click the PDF link in your browser.
2. Click the option that saves the PDF locally.
3. Navigate to the directory in which you want to save the PDF.
4. Click **Save**.

Downloading Adobe Reader

You need Adobe Reader installed on your system to view or print these PDFs. You can download a free copy from the [Adobe Web site](http://www.adobe.com/products/acrobat/readstep.html) (www.adobe.com/products/acrobat/readstep.html) .

Related concepts

[IBM i Debugger components](#)

The components of the IBM i Debugger work together to provide a powerful debugging tool.

[Installing IBM i Debugger](#)

Before installing IBM i Debugger on your workstation, you must meet some hardware and software requirements.

[Running IBM i Debugger](#)

Start the IBM i Debugger components using these instructions.

Related reference

[Related information for IBM i Debugger](#)

Other information center topic collections contain information that relates to the IBM i Debugger topic collection.

IBM i Debugger components

The components of the IBM i Debugger work together to provide a powerful debugging tool.

IBM i Debugger consists of the following components:

- Client-based
 - [“Debug Manager” on page 2](#)
 - [“System Debugger” on page 2](#)
 - [“IBM i PASE System Debugger” on page 2](#)
- Host-based
 - [“Debug Hub” on page 3](#)
 - [“Debug Server” on page 3](#)

The following descriptions provide only general information about the IBM i Debugger components. To learn more about the components, run IBM i Debugger, and from any Debugger window, click **Help**.

Debug Manager

Debug Manager registers the client with the Debug Hub, which enables using the graphical debugging mode for the selected systems. A registered client that issues the Start Debugging (STRDBG) CL command from an emulation session starts System Debugger.

Use Debug Manager to manage your debugging operations and connections:

- Add and remove systems
- Add and remove users
- Start debugging operations
- Start System Debugger and IBM i PASE System Debugger

System Debugger

Use System Debugger to debug programs written in ILE and OPM languages and Java that run on the system. You can debug programs that are running in existing jobs on the server or use System Debugger to open and then debug programs in a system batch job.

You can configure System Debugger to start automatically, manually from a workstation command prompt, or by using the Debug Manager interface.

Use System Debugger to perform debugging activities that include:

- Setting breakpoints
- Stepping through programs
- Inspecting variables
- Examining the callstack
- Examining memory associated with program variables
- Examining thread activity

IBM i PASE System Debugger

Use IBM i PASE Debugger to debug programs that run in an IBM i PASE environment. You can debug programs that are running in an existing process on the system or use PASE Debugger to open and then debug a program.

You can start PASE Debugger directly from the command line or by using the Debug Manager interface.

In addition to the debugging activities listed previously for System Debugger, you can use PASE Debugger to perform PASE-specific debugging activities that include:

- Using the program loadmap to debug
- Viewing a list of source files and methods
- Tracking parent and child processes
- Examining registers

Debug Hub

Debug Hub provides the following functions:

- Serves as a registry for clients that want to use System Debugger or PASE Debugger
- Handles incoming requests for starting debug servers

Use the Debug Manager interface to register your client with Debug Hub. Registering a client stores both the user information and the TCP/IP address of the client in the registry. Using the Start Debugging (STRDBG) CL command from an emulation session contacts Debug Hub to see if the user executing the command is registered with Debug Manager. It also checks to see if the command being executed is from the same TCP/IP address as Debug Manager. If these qualifications are met, IBM i Debugger (the graphical application) is started instead of the traditional debug environment.

Debug Hub also serves as a single point of contact for all system debugging applications. When a Debugger component performs a start debug operation, Debug Hub submits a Debug Server job on behalf of the user and passes the associated TCP/IP connection to the job.

Debug Server

Debug Server is a TCP/IP server that is started by the Debug Hub when one of the debuggers issues a request to start debugging. The server job then services the job that is being debugged and issues the appropriate debugging APIs and commands.

Related concepts

[Installing IBM i Debugger](#)

Before installing IBM i Debugger on your workstation, you must meet some hardware and software requirements.

[Running IBM i Debugger](#)

Start the IBM i Debugger components using these instructions.

Related reference

[PDF file for IBM i Debugger](#)

You can view and print a PDF file of this information.

[Related information for IBM i Debugger](#)

Other information center topic collections contain information that relates to the IBM i Debugger topic collection.

Installing IBM i Debugger

Before installing IBM i Debugger on your workstation, you must meet some hardware and software requirements.

Hardware requirements

You must have the following hardware installed on your client:


- CPU: 400 - 500 MHz
- Memory: minimum 128 MB (256 MB recommended)

Software requirements

You must have the following software installed on your client:

- One of the following:
 - Java 2 Platform, either the Standard Edition (J2SE) or the Enterprise Edition (J2EE), version 1.4 or later
 - Java 2 Runtime Environment (JRE), Standard Edition, version 1.4 or later
- jhall.jar (one of the jar files in JavaHelp)

Note: Be sure to add jhall.jar to your client CLASSPATH environment variable.

For information about installing the previously mentioned software, see the [Sun Java Web site](#) .

Installing the IBM i Debugger jar file

Before installing IBM i Debugger, ensure that your client system meets the previously listed hardware and software requirements.

IBM i Debugger is packaged in a jar file, called tes.jar, as part of IBM Toolbox for Java. If you have not installed IBM Toolbox for Java on your client, you need to install it when you install the jar file that contains IBM i Debugger.

To install IBM i Debugger, complete the following steps:

1. Install IBM Toolbox for Java, making sure to copy jt400.jar and tes.jar to your client. For more information about installing IBM Toolbox for Java, see the [Installing and managing IBM Toolbox for Java](#) topic.

Note: If you already installed IBM Toolbox for Java on your server, both the jt400.jar and the tes.jar files are in the same directory on the server:

```
/QIBM/ProdData/HTTP/Public/jt400/lib/
```

2. After copying the jar files to your client, add them to your client CLASSPATH environment variable.

Now you can use your client to run IBM i Debugger.

Related concepts

[IBM i Debugger components](#)

The components of the IBM i Debugger work together to provide a powerful debugging tool.

[Running IBM i Debugger](#)

Start the IBM i Debugger components using these instructions.

Related reference

[PDF file for IBM i Debugger](#)

You can view and print a PDF file of this information.

[Related information for IBM i Debugger](#)

Other information center topic collections contain information that relates to the IBM i Debugger topic collection.

Running IBM i Debugger

Start the IBM i Debugger components using these instructions.

Starting Debug Manager

To start Debug Manager from a command prompt on your client, run the following command:


```
java utilities.DebugMgr
```

Starting System Debugger

To start System Debugger from a command prompt on your client, run the following command:

```
java utilities.Debug <args>
```

where <args> represents any of the following command arguments:

- -u = User
- -s = System name
- -j = Job description, in the form of: job number/job user/job name
- -p = Program to run, in the form of: program library/program name

Note: Once you use Debug Manager to register your client, you can issue the Start Debugging (STRDBG) CL command from an emulation session to start System Debugger. You can also start System Debugger directly from System Debug Manager.

Starting IBM i PASE Debugger

To start IBM i PASE Debugger from a command prompt on your client, run the following command:

```
java utilities.DebugPASE <args>
```

where <args> represents any of the following command arguments:

- -u = User
- -s = System name
- -p = Fully qualified path of program to run
- -pid = Process ID

Note: You can start IBM i PASE Debugger directly from System Debug Manager. Unlike System Debugger, you cannot start IBM i PASE Debugger from an emulator session.

To learn more about IBM i Debugger, start IBM i Debugger and review the help information by performing one of the following actions:

- From the **Help** menu in any IBM i Debugger window, click **Help**.
- Press **F1**.

Related concepts

[IBM i Debugger components](#)

The components of the IBM i Debugger work together to provide a powerful debugging tool.

[Installing IBM i Debugger](#)

Before installing IBM i Debugger on your workstation, you must meet some hardware and software requirements.

Related reference

[PDF file for IBM i Debugger](#)

You can view and print a PDF file of this information.

[Related information for IBM i Debugger](#)

Other information center topic collections contain information that relates to the IBM i Debugger topic collection.

Related information for IBM i Debugger

Other information center topic collections contain information that relates to the IBM i Debugger topic collection.

Other information

- [IBM Developer Kit for Java](#)
- [IBM Toolbox for Java](#)
- [ILE Concepts](#)
- [IBM i PASE](#)

Related concepts

[IBM i Debugger components](#)

The components of the IBM i Debugger work together to provide a powerful debugging tool.

[Installing IBM i Debugger](#)

Before installing IBM i Debugger on your workstation, you must meet some hardware and software requirements.

[Running IBM i Debugger](#)

Start the IBM i Debugger components using these instructions.

Related reference

[PDF file for IBM i Debugger](#)

You can view and print a PDF file of this information.

Notices

This information was developed for products and services offered in the U.S.A.

IBM may not offer the products, services, or features discussed in this document in other countries. Consult your local IBM representative for information on the products and services currently available in your area. Any reference to an IBM product, program, or service is not intended to state or imply that only that IBM product, program, or service may be used. Any functionally equivalent product, program, or service that does not infringe any IBM intellectual property right may be used instead. However, it is the user's responsibility to evaluate and verify the operation of any non-IBM product, program, or service.

IBM may have patents or pending patent applications covering subject matter described in this document. The furnishing of this document does not grant you any license to these patents. You can send license inquiries, in writing, to:

IBM Director of Licensing
IBM Corporation
North Castle Drive
Armonk, NY 10504-1785
U.S.A.

For license inquiries regarding double-byte (DBCS) information, contact the IBM Intellectual Property Department in your country or send inquiries, in writing, to:

Intellectual Property Licensing
Legal and Intellectual Property Law
IBM Japan Ltd.
1623-14, Shimotsuruma, Yamato-shi
Kanagawa 242-8502 Japan

The following paragraph does not apply to the United Kingdom or any other country where such provisions are inconsistent with local law: INTERNATIONAL BUSINESS MACHINES CORPORATION PROVIDES THIS PUBLICATION "AS IS" WITHOUT WARRANTY OF ANY KIND, EITHER EXPRESS OR IMPLIED, INCLUDING, BUT NOT LIMITED TO, THE IMPLIED WARRANTIES OF NON-INFRINGEMENT, MERCHANTABILITY OR FITNESS FOR A PARTICULAR PURPOSE. Some states do not allow disclaimer of express or implied warranties in certain transactions, therefore, this statement may not apply to you.

This information could include technical inaccuracies or typographical errors. Changes are periodically made to the information herein; these changes will be incorporated in new editions of the publication. IBM may make improvements and/or changes in the product(s) and/or the program(s) described in this publication at any time without notice.

Any references in this information to non-IBM Web sites are provided for convenience only and do not in any manner serve as an endorsement of those Web sites. The materials at those Web sites are not part of the materials for this IBM product and use of those Web sites is at your own risk.

IBM may use or distribute any of the information you supply in any way it believes appropriate without incurring any obligation to you.

Licensees of this program who wish to have information about it for the purpose of enabling: (i) the exchange of information between independently created programs and other programs (including this one) and (ii) the mutual use of the information which has been exchanged, should contact:

IBM Corporation
Software Interoperability Coordinator, Department YBWA
3605 Highway 52 N
Rochester, MN 55901
U.S.A.

Such information may be available, subject to appropriate terms and conditions, including in some cases, payment of a fee.

The licensed program described in this document and all licensed material available for it are provided by IBM under terms of the IBM Customer Agreement, IBM International Program License Agreement or any equivalent agreement between us.

Any performance data contained herein was determined in a controlled environment. Therefore, the results obtained in other operating environments may vary significantly. Some measurements may have been made on development-level systems and there is no guarantee that these measurements will be the same on generally available systems. Furthermore, some measurements may have been estimated through extrapolation. Actual results may vary. Users of this document should verify the applicable data for their specific environment.

Information concerning non-IBM products was obtained from the suppliers of those products, their published announcements or other publicly available sources. IBM has not tested those products and cannot confirm the accuracy of performance, compatibility or any other claims related to non-IBM products. Questions on the capabilities of non-IBM products should be addressed to the suppliers of those products.

All statements regarding IBM's future direction or intent are subject to change or withdrawal without notice, and represent goals and objectives only.

All IBM prices shown are IBM's suggested retail prices, are current and are subject to change without notice. Dealer prices may vary.

This information is for planning purposes only. The information herein is subject to change before the products described become available.

This information contains examples of data and reports used in daily business operations. To illustrate them as completely as possible, the examples include the names of individuals, companies, brands, and products. All of these names are fictitious and any similarity to the names and addresses used by an actual business enterprise is entirely coincidental.

COPYRIGHT LICENSE:

This information contains sample application programs in source language, which illustrate programming techniques on various operating platforms. You may copy, modify, and distribute these sample programs in any form without payment to IBM, for the purposes of developing, using, marketing or distributing application programs conforming to the application programming interface for the operating platform for which the sample programs are written. These examples have not been thoroughly tested under all conditions. IBM, therefore, cannot guarantee or imply reliability, serviceability, or function of these programs. The sample programs are provided "AS IS", without warranty of any kind. IBM shall not be liable for any damages arising out of your use of the sample programs.

Each copy or any portion of these sample programs or any derivative work, must include a copyright notice as follows:

© (your company name) (year). Portions of this code are derived from IBM Corp. Sample Programs.

© Copyright IBM Corp. _enter the year or years_.

If you are viewing this information softcopy, the photographs and color illustrations may not appear.

Programming interface information

This System i5 Debugger publication documents intended Programming Interfaces that allow the customer to write programs to obtain the services of IBM Toolbox for Java.

Trademarks

IBM, the IBM logo, and ibm.com are trademarks or registered trademarks of International Business Machines Corp., registered in many jurisdictions worldwide. Other product and service names might be trademarks of IBM or other companies. A current list of IBM trademarks is available on the Web at "[Copyright and trademark information](http://www.ibm.com/legal/copytrade.shtml)" at www.ibm.com/legal/copytrade.shtml.

UNIX is a registered trademark of The Open Group in the United States and other countries.

Java and all Java-based trademarks and logos are trademarks of Oracle, Inc. in the United States, other countries, or both.

Other product and service names might be trademarks of IBM or other companies.

Terms and conditions

Permissions for the use of these publications is granted subject to the following terms and conditions.

Personal Use: You may reproduce these publications for your personal, noncommercial use provided that all proprietary notices are preserved. You may not distribute, display or make derivative works of these publications, or any portion thereof, without the express consent of IBM.

Commercial Use: You may reproduce, distribute and display these publications solely within your enterprise provided that all proprietary notices are preserved. You may not make derivative works of these publications, or reproduce, distribute or display these publications or any portion thereof outside your enterprise, without the express consent of IBM.

Except as expressly granted in this permission, no other permissions, licenses or rights are granted, either express or implied, to the publications or any information, data, software or other intellectual property contained therein.

IBM reserves the right to withdraw the permissions granted herein whenever, in its discretion, the use of the publications is detrimental to its interest or, as determined by IBM, the above instructions are not being properly followed.

You may not download, export or re-export this information except in full compliance with all applicable laws and regulations, including all United States export laws and regulations.

IBM MAKES NO GUARANTEE ABOUT THE CONTENT OF THESE PUBLICATIONS. THE PUBLICATIONS ARE PROVIDED "AS-IS" AND WITHOUT WARRANTY OF ANY KIND, EITHER EXPRESSED OR IMPLIED, INCLUDING BUT NOT LIMITED TO IMPLIED WARRANTIES OF MERCHANTABILITY, NON-INFRINGEMENT, AND FITNESS FOR A PARTICULAR PURPOSE.

