

IBM IMS Index Builder for z/OS  
3.1

*User's Guide*



**Note:**

Before using this information and the product it supports, read the information in [“Notices” on page 161.](#)

**10th Edition (April 2024)**

This edition applies to Version 3.1 of IBM IMS Index Builder for z/OS (program number 5655-R01) and to all subsequent releases and modifications until otherwise indicated in new editions.

This edition replaces SC18-9101-08.

© **Copyright International Business Machines Corporation 2000, 2024.**

US Government Users Restricted Rights – Use, duplication or disclosure restricted by GSA ADP Schedule Contract with IBM Corp.

---

# Contents

- About this information..... V**
  
- Part 1. Introduction and product setup.....1**
  
- Chapter 1. IMS Index Builder overview.....3
  - What's new in IMS Index Builder..... 3
  - What does IMS Index Builder do?..... 10
  - IMS Index Builder terminology..... 11
  - IMS Index Builder components..... 14
  - IMS Index Builder architecture..... 15
  - IMS Index Builder business scenarios..... 16
  - IMS tools product integration..... 17
  - IMS Index Builder restrictions..... 17
  - Service updates and support information..... 18
  - Product documentation and updates..... 18
  - Accessibility features..... 19
  
- Chapter 2. Configuring and activating IMS Index Builder..... 21
  - Hardware and software requirements..... 21
  - Configuring the operating environment..... 22
    - Main storage requirements..... 22
    - Enabling inter-region communication (APF authorization)..... 22
  - Activating and verifying IMS Index Builder installation..... 22
    - Activating IMS Index Builder..... 22
    - Verifying IMS Index Builder installation..... 23
  - Configuring for DBRC command authorization..... 24
  - Configuring the IMS Tools Knowledge Base server..... 24
  - Configuring IMS Tools Online System Interface..... 25
  
- Chapter 3. Migrating from IMS Index Builder 2.3 to IMS Index Builder 3.1..... 27
  
- Part 2. Using IMS Index Builder..... 29**
  
- Chapter 4. IMS Index Builder functions..... 31
  - Creating secondary indexes..... 31
    - Creating new secondary indexes..... 32
    - DFSURWF1 and HPSRSIDX output files..... 33
    - Building secondary indexes using DFSURIDX as input..... 36
    - Building partitioned secondary indexes using HPSRWFP as input..... 38
    - Initializing secondary indexes..... 39
    - Reorganizing and recovering secondary indexes..... 39
  - Building a HIDAM primary index..... 40
    - Building a HIDAM primary index on an alternate primary index data set..... 41
  - Building PHIDAM partition primary indexes..... 43
  - Building HALDB partition ILDS..... 43
  - Building indexes and ILDSs for IMS catalog databases..... 44
  - Selecting the scan method..... 45
  - Issuing the IMS commands automatically..... 46
  - Using the IMS catalog..... 47

Chapter 5. JCL and input control statements.....	49
IMS Index Builder JCL.....	49
EXEC statement.....	49
DD statements.....	49
Secondary index DD statements.....	53
Data set group DD statements.....	54
IMS Index Builder input control statements.....	54
Required control statements.....	54
Optional control statements.....	57
Control statements incompatible with IMS Index Builder 3.1.....	73
JCL and input control statements by task summary.....	73
 Chapter 6. Defining the subordinate address space procedure.....	75
RACF considerations.....	76
 Chapter 7. Defining runtime parameters.....	79
 Chapter 8. Index records with duplicate keys.....	87
 <b>Part 3. Troubleshooting.....</b>	<b>89</b>
Chapter 9. Gathering diagnostic information.....	91
Chapter 10. IMS Index Builder output and control flow.....	93
IMS Index Builder output files.....	93
Control flow events reported on IIUSNAP.....	93
Chapter 11. IMS Index Builder reason codes.....	95
IMS Index Builder return codes and error handling .....	95
IMS Index Builder initialization phase primary reason codes.....	96
IMS Index Builder initialization phase secondary reason codes.....	101
IMS Index Builder control flow event codes.....	103
IMS Index Builder processing phase failure reason codes.....	108
IMS Index Builder verification phase failure reason codes.....	123
Chapter 12. IMS Index Builder messages.....	125
Chapter 13. IMS Index Builder abend codes.....	149
Chapter 14. Diagnostics Aid.....	151
How to run Diagnostics Aid with JCL stream.....	151
Diagnostics Aid report.....	152
IMS Index Builder Load Module APAR Status report.....	152
Diagnostic messages and codes.....	152
Return codes.....	152
Abend codes.....	153
Messages.....	153
 <b>Part 4. Reference.....</b>	<b>157</b>
Chapter 15. How to read syntax diagrams.....	159
 <b>Notices.....</b>	<b>161</b>
 <b>Index.....</b>	<b>165</b>

## About this information

---

IBM® IMS Index Builder for z/OS® (also referred to as IMS Index Builder) enables you to build (or rebuild) IMS secondary indexes, Hierarchical Indexed Direct Access Method (HIDAM) primary indexes, and Indirect List Data Sets (ILDS).

IMS Index Builder supports full-function non-partitioned databases and partitioned high availability large databases (HALDB).

IMS Index Builder is a component of IBM IMS Database Solution Pack for z/OS, IBM IMS Database Utility Solution for z/OS, and IBM IMS Recovery Solution Pack for z/OS. IMS Index Builder is also available as a separately orderable product.

These topics are designed to help database administrators, system programmers, application programmers, and system operators perform these tasks:

- Plan for the installation of IMS Index Builder
- Install and operate IMS Index Builder
- Customize your IMS Index Builder environment
- Diagnose and recover from IMS Index Builder problems
- Design and write applications for IMS Index Builder
- Use IMS Index Builder with other IMS products

To use these topics, you should have a working knowledge of:

- The z/OS operating system
- ISPF
- SMP/E

To use these topics, you should have a working knowledge of:

- The z/OS operating system
- ISPF
- SMP/E

Always check the IMS Tools Product Documentation page for complete product documentation resources:

<https://www.ibm.com/support/pages/node/712955>

The IMS Tools Product Documentation page includes:

- Links to [IBM Documentation](#) for the user guides ("HTML")
- Links to the PDF versions of the user guides ("PDF")
- Program Directories for IMS Tools products
- Technical notes from IBM Software Support, known as "Tech notes"
- White papers that describe product business scenarios and solutions



---

# Part 1. Introduction and product setup

IBM IMS Index Builder for z/OS (also referred to as IMS Index Builder) is an IMS tool that helps streamline index maintenance and recovery. The tool creates multiple indexes in one job step and eliminates the need to image copy indexes.

**Topics:**

- [Chapter 1, “IMS Index Builder overview,” on page 3](#)
- [Chapter 2, “Configuring and activating IMS Index Builder,” on page 21](#)
- [Chapter 3, “Migrating from IMS Index Builder 2.3 to IMS Index Builder 3.1,” on page 27](#)





---

# Chapter 1. IMS Index Builder overview

IBM IMS Index Builder for z/OS (also referred to as IMS Index Builder) enables you to build (or rebuild) IMS secondary indexes, Hierarchical Indexed Direct Access Method (HIDAM) primary indexes, and Indirect List Data Sets (ILDS).

IMS Index Builder supports full-function non-partitioned databases and partitioned high availability large databases (HALDB).

**Important:** Throughout this information, references to HIDAM databases also apply to Partitioned Hierarchical Indexed Direct Access Method (PHIDAM) databases, unless stated otherwise. Likewise, references to Hierarchical Direct Access Method (HDAM) databases also apply to Partitioned Hierarchical Direct Access Method (PHDAM) databases, unless stated otherwise.

## Topics:

- [“What's new in IMS Index Builder” on page 3](#)
- [“What does IMS Index Builder do?” on page 10](#)
- [“IMS Index Builder terminology” on page 11](#)
- [“IMS Index Builder components” on page 14](#)
- [“IMS Index Builder architecture” on page 15](#)
- [“IMS Index Builder business scenarios” on page 16](#)
- [“IMS tools product integration” on page 17](#)
- [“IMS Index Builder restrictions” on page 17](#)
- [“Service updates and support information” on page 18](#)
- [“Product documentation and updates” on page 18](#)
- [“Accessibility features” on page 19](#)

---

## What's new in IMS Index Builder

This topic summarizes the technical changes for this edition.

New and changed information is indicated by a vertical bar (|) to the left of a change. Editorial changes that have no technical significance are not noted.

Revision markers follow these general conventions:

- Only technical changes are marked; style and grammatical changes are not marked.
- If part of an element, such as a paragraph, syntax diagram, list item, task step, or figure is changed, the entire element is marked with revision markers, even though only part of the element might have changed.
- If a topic is changed by more than 50%, the entire topic is marked with revision markers (so it might seem to be a new topic, even though it is not).

Revision markers do not necessarily indicate all the changes made to the information because deleted text and graphics cannot be marked with revision markers.

### SC18-9101-09 (April 2024)

Description	Related APARs
Updated the description of <a href="#">“PROC control statement” on page 54</a> . When a job requests that all secondary indexes be rebuilt but IMS Index Builder does not find any secondary indexes, IMS Index Builder issues a warning message and ends the job with return code 4.	N/A

## SC18-9101-08 (October 2021)

Description	Related APARs
Support for encrypted IMS OSAM databases. The following topic is updated: <a href="#">“ZIIPMODE control statement” on page 72</a>	PH21514

## SC18-9101-07 (July 2018)

Description	Related APARs
Support for IMS 15.	PI92715, PI88851,
New control statement, PROGMON, to specify the interval for issuing load progress messages. For more information, see <a href="#">“PROGMON control statement” on page 64</a> .	PI83668, PI77681,
Enhancement to support the PARTNAME control statement when building PSINDEX databases. For more information, see <a href="#">“PARTNAME control statement” on page 64</a> .	PI73092, PI72375,
Support for update mode, to update only the existing records in PSINDEX databases. For more information, see <a href="#">“PROC control statement” on page 54</a> .	PI65714, PI61398,
Enhancement to support retrieving DBDs from the IMS catalog directory data sets instead of DBD libraries. For more information, see <a href="#">“Using the IMS catalog” on page 47</a> .	PI59810
New control statement, ZIIPMODE, to offload eligible workloads to zIIP processors. For more information, see <a href="#">“ZIIPMODE control statement” on page 72</a> .	
Restrictions for using IMS exit routines documented in <a href="#">“IMS Index Builder restrictions” on page 17</a> .	

## SC18-9101-06 (March 2016)

Description	Related APARs
Support for IMS 14.	PI58843, PI56192,
Support for HALDB 8 GB OSAM data sets.	PI51722, PI48799,
New control statement, COMPAUTH. See <a href="#">“COMPAUTH control statement” on page 58</a> .	PI32727, PI28218,
Security improvement. All the libraries concatenated to the STEPLIB and JOBLIB must be APF-authorized without exception. The DFSRESLB DD statement is no longer needed in IMS Index Builder JCL.	PI27638

## SC18-9101-05

Description	Related APARs
Support for IMS 13.	PI24092, PI21471,
When IMS Index Builder builds a HALDB primary index or an ILDS, it issues database authorization requests with EXCLUSIVE access intent for the HALDB partition instead of READ access intent. See <a href="#">“DBAUTH control statement” on page 58</a> .	PI18256, PI15217, PI10953, PI06319, PI05347, PM97423, PM94114,
If the DBAUTH YES,RECOV control statement is specified, IMS Index Builder issues the CHANGE.DBDS RECOV command to turn on the RECOVERY_NEEDED flag before requesting database authorization. See <a href="#">“DBAUTH control statement” on page 58</a> .	PM92801, PM89774, PM86783, PM78145, PM76131,
New control statements for overriding the job name of subordinate address space and the volume count for each sort stripe data set. See the following topics: <ul data-bbox="228 657 773 814" style="list-style-type: none"><li>• <a href="#">“IIURSORT control statement” on page 60</a></li><li>• <a href="#">“JOBNSCAN control statement” on page 62</a></li><li>• <a href="#">“JOBNSORT control statement” on page 62</a></li><li>• <a href="#">“STRIPE control statement” on page 66</a></li></ul>	PM75258, PM74179
Support for the IMS Tools Online System Interface of IBM IMS Tools Base for z/OS. By using the interface, IMS Index Builder can automatically issue IMS commands (/DBD, /DBR, and /STA) so that you do not need to issue these IMS commands manually. See the following topics:	
<ul data-bbox="228 989 911 1230" style="list-style-type: none"><li>• <a href="#">“Issuing the IMS commands automatically” on page 46</a></li><li>• <a href="#">“TOSIDBD control statement” on page 67</a></li><li>• <a href="#">“TOSIDBR control statement” on page 68</a></li><li>• <a href="#">“TOSISTA control statement” on page 69</a></li><li>• <a href="#">“TOSIWAIT control statement” on page 70</a></li><li>• <a href="#">“TOSIXCFGPR control statement” on page 71</a></li></ul>	
New parameter *NO for ITKBLOAD and ITKBSRVR control statements. When ITKBLOAD *NO is specified, the IMS Tools Knowledge Base library that is concatenated to the STEPLIB DD is not used. See the following topics:	
<ul data-bbox="228 1367 764 1440" style="list-style-type: none"><li>• <a href="#">“ITKBLOAD control statement” on page 61</a></li><li>• <a href="#">“ITKBSRVR control statement” on page 62</a></li></ul>	
Revised installation and operational prerequisites. See <a href="#">“Hardware and software requirements” on page 21</a> .	

## SC18-9101-04

Description	Related APARs
Supports parallel sorting of PSINDEXes. You can sort the partitions in parallel to improve the performance of building PSINDEXes. For more information, see <a href="#">“MAXTASKS control statement”</a> on page 63.	PM68881, PM66456, PM64823, PM60941,
New reason codes (901, 902, and 903) and an error message (IIUB080E) have been added to alert when block size is zero.	PM56986, PM53350,
ILDS control statement, which specifies to initialize Indirect List Data Sets (ILDSs) without loading ILE records, has been added. For more information, see <a href="#">“ILDS control statement”</a> on page 60.	PM49636, PM49620, PM46957, PM46849
A new message (IIUB081I) to alert when the processed HALDB has logical relationships and ILE records need attention.	
WFP output files of IMS High Performance Load can be used as input for building PSINDEXes. For more information, see <a href="#">“Building partitioned secondary indexes using HPSRWFP as input”</a> on page 38.	
Configuration steps for enabling the DBRC command authorization have been added. For more information, see <a href="#">“Configuring for DBRC command authorization”</a> on page 24.	
Indexes and indirect list data sets (ILDS) for IMS catalog databases can be built. For more information, see <a href="#">“Building indexes and ILDSs for IMS catalog databases”</a> on page 44.	

## SC18-9101-03

Description	Related APARs
Support for IMS 12.	PM42233
The CLASS control statement specifies the high-level qualifier of stripe data sets. For more information, see <a href="#">“CLASS control statement”</a> on page 57.	PM37987, PM37055, PM34562,
The ITKBLOAD control statement specifies the name of the load module library for IMS Tools Knowledge Base. For more information, see <a href="#">“ITKBLOAD control statement”</a> on page 61.	PM31946, PM30368, PM27122, PM26050,
The DBAUTH control statement specifies whether IMS Index Builder issues the IMS DBRC authorization request for the prime database and the indexes to prevent transactions and programs from updating the database. The IMS DBRC authorization request can be issued in IMS 10 and later. For more information, see <a href="#">“DBAUTH control statement”</a> on page 58.	PM23498, PM23259, PM22120, PM21662, PM19218,
The SVCDUMP control statement specifies whether IMS Index Builder requests an SVC dump file after a system abend or a user abend. For more information, see <a href="#">“SVCDUMP control statement”</a> on page 67.	PM17740, PM17738
The IIURDFLT MAXTASKS entry of the runtime option module (IIURPRMS) customizes the IMS Index Builder run. For more information, see <a href="#">“IIURDFLT MAXTASKS entry”</a> on page 83.	
The IIUB062I message is added to indicate a dynamic allocation failure of a stripe data set and its cause.	
Restrictions for using IMS Index Builder are now documented in <a href="#">“IMS Index Builder restrictions”</a> on page 17.	N/A

Description	Related APARs
IMS Index Builder does not support shared secondary indexes. Information about this limitation is added to <a href="#">“IMS Index Builder restrictions”</a> on page 17.	N/A
Revised the instructions to activate IMS Index Builder. See <a href="#">“Activating IMS Index Builder”</a> on page 22.	N/A

## SC18-9101-02

Description	Related APARs
Description about the sequential scan technology that was introduced in IMS Index Builder 3.1 and the instruction to change the scan methods are added. For more information, see <a href="#">“Selecting the scan method”</a> on page 45.	PM13947, PM12486, PM10758,
The SIDXBUF control statement enables you to specify the number of buffers that are to be used in the load process for each secondary index. For more information, see <a href="#">“SIDXBUF control statement”</a> on page 65.	PM06592, PM05407, PM04978, PM04676,
The TMRWAIT control statement enables you to specify the IIUTMRXT timeout value. For more information, see <a href="#">“TMRWAIT control statement”</a> on page 67.	PM01565, PM01160,
The VIC control statement specifies whether IMS Index Builder issues the DBRC NOTIFY.UIC command to turn off the IC NEEDED flag. For more information, see <a href="#">“VIC control statement”</a> on page 71.	PK98315, PK98192, PK90640, PK89282,
A JCL sample is provided to replace the runtime option module (IIURPRMS). Also, several entries are added to the IIURPRMS module table. For more information, see <a href="#">Chapter 7, “Defining runtime parameters,”</a> on page 79.	PK84777
The verification function of IMS Index Builder verifies that the number of records that were loaded to each index matches the number of the scanned occurrences of the prime database. For more information, see <a href="#">“IMS Index Builder verification phase failure reason codes”</a> on page 123.	
Diagnostics Aid is supported for diagnosing and reporting IMS Index Builder problems. For more information about using the Diagnostics Aid, see <a href="#">Chapter 14, “Diagnostics Aid,”</a> on page 151.	

## SC18-9101-01

Description	Related APARs
Instruction to migrate from IMS Index Builder 2.3 to IMS Index Builder 3.1 is added. See Chapter 3, “ <a href="#">Migrating from IMS Index Builder 2.3 to IMS Index Builder 3.1</a> ,” on page 27.	PK84520, PK82341, PK73802,
Support for IMS 11.	PK73601, PK73170, PK72674
The SORTFSZ control statement is used to support heavy sort loads, which is different from IMS Index Builder 2.3. For more information, see “ <a href="#">IMS Index Builder input control statements</a> ” on page 54.	
SORTFSZ triggers striped sort mode.	
Run time optimized code (race code) is applied by default in IMS Index Builder encoding routines.	
A standard, single subordinate address space procedure, started task is invoked by job name.	
Runtime parameters have changed. For more information, see Chapter 7, “ <a href="#">Defining runtime parameters</a> ,” on page 79.	
The number of STCs can be controlled with the MAXTASKS control statement.	
Stripe data sets have been introduced to enhance communications with subordinate address space. Stripes are internal work files with specific HLQ.	
Index records with duplicate keys are stored in stripes with LLQ "DUPLKEYS." Duplicate keys stripes are not deleted at termination.	
IMS Index Builder does not shadow the index data sets, so the CATLG statement is obsolete. However, in the DDEFPS functionality, user catalogs are required to be supported by DD statements.	

## SC18-9101-00

Description	Related APARs
Support for enabling the IMS Tools Knowledge Base has been added. The IMS Tools Knowledge Base is a central repository for automatically collecting output reports that are generated. For more information, see “ <a href="#">IMS tools product integration</a> ” on page 17 and the ITKBSRVR statement definition in “ <a href="#">IMS Index Builder input control statements</a> ” on page 54.	N/A
This release supports routing WTOs and messages from the subordinate address space to the master address space. For more information, see the IIUCAPT DD statement definition in “ <a href="#">IMS Index Builder JCL</a> ” on page 49.	N/A
The IMS Index Builder load library is no longer needed in the IMS concatenation. For more information, see the STEPLIB DD statement definition in “ <a href="#">IMS Index Builder JCL</a> ” on page 49.	N/A
Allocation contention problems have been resolved in this release. The ALTER statement is no longer needed.	N/A
Support for indirect list data sets (ILDS) is provided in this release with the BLD_ILDS keyword. For more information, see the PROC statement definition in “ <a href="#">IMS Index Builder input control statements</a> ” on page 54.	N/A

Description	Related APARs
Support for rebuilding selected PSINDEX partitions has been added. For more information, see the INDEX statement definition in <a href="#">“IMS Index Builder input control statements”</a> on page 54.	N/A
The scope of sequential scan has been extended to allow for rebuilding of ILDS, primary indexes, and some secondary indexes. For more information, see <a href="#">Chapter 6, “Defining the subordinate address space procedure,”</a> on page 75.	N/A
The RACF profile is now passed from the master address space to the subordinate address space. For more information, see <a href="#">Chapter 6, “Defining the subordinate address space procedure,”</a> on page 75.	N/A
IMS Index Builder will correctly process indexes with non-unique keys.	N/A
This release of IMS Index Builder can process an unlimited number of PSINDEX partitions.	N/A
The following DD statement is no longer supported: <ul style="list-style-type: none"> <li>• SYSPRINT DD</li> </ul>	N/A
The following control statements are no longer supported. If they are used, warning messages are issued that the statement is no longer supported, and IMS Index Builder continues processing. <ul style="list-style-type: none"> <li>• ALTER</li> <li>• CATLG</li> <li>• EXEC</li> <li>• NDXIOUBF</li> <li>• SORTE15</li> <li>• SORTE35</li> <li>• SORTID</li> <li>• SORTOUT</li> <li>• SORTSTAT</li> </ul>	N/A
IDCAMS processing of the data sets is completed in the initialization and registration phases, before building the processing structures. IIUB053E is introduced to denote IDCAMS processing failure in the data set description block. IIUB100E reason 109 at initialization phase ends if IDCAMS failures have been encountered. In the registration phase, IIUB029E is used.	N/A
DEL/DEF support is integrated to data set IDCAMS processing. See the DDEFPPDS DD statement.	N/A
Data set initializations are processed entirely during the initialization phase.	N/A
The index load report has been enhanced. Separate report blocks are provided at data set/partition level, and a summary block is introduced at secondary index/PSINDEX level. The rejected records are reported in the summary block, and for PSINDEXes, the sum of the partition records is provided.	N/A
IMS Index Builder will always use DBRC for HALDB databases. If the INPUT control statement specified DBRC=N, no notification is issued, regardless of the database type. In prior IMS Index Builder versions, notifications were always issued for HALDB databases.	N/A

Description	Related APARs
BLD_SECONDARY specifies that secondary index databases must be built. If the prime database does not have secondary indexes, an error is indicated, and IMS Index Builder stops at the initialization phase. In prior IMS Index Builder versions, an error was not indicated.	N/A

## What does IMS Index Builder do?

IMS Index Builder streamlines index creation, reorganization, maintenance, and recovery. The tool creates multiple indexes in one job step, and allows you to rebuild IMS indexes, rather than recover or reorganize them using the traditional unload and reload processes used for the primary data store.

IMS Index Builder eliminates the need to image copy indexes, which means faster recovery and reorganization times and that new indexes can be added quickly without reorganizing the primary databases.

For any supported hierarchical direct (HD) database and for HISAM databases, IMS Index Builder scans the existing physical database and builds IMS primary and secondary indexes. For non-partitioned databases, it creates one or more new secondary index databases. A full database reorganization and initial HALDB load are no longer necessary.

IMS Index Builder provides an easy-to-use, one-step procedure for building all IMS index types including primary, secondary, and indirect list data sets.

### Product features

Designed for high performance, IMS Index Builder supports partitioned and non-partitioned databases with the following features:

- Provides full support for IMS High Availability Database (HALDB) and for Database Recovery Control (DBRC).
- Integrates with IMS Tools Base IMS Tools Knowledge Base for storing and retrieving SYSPRINT output data.
- Extracts data that is needed for prefix resolution from the DFSURWF1 file and writes it to a new data set, improving the performance of prefix resolution.
- Builds non-PSINDEX IMS secondary indexes by using the DFSURWF1 file as input, which was created by the IMS reorganization reload, high performance load utility, or initial load utility.
- Builds non-PSINDEX IMS secondary indexes by using output file DFSURIDX from the IMS Prefix Resolution utility.
- Builds PSINDEX IMS secondary indexes by using the WFP output files that are generated by IMS High Performance Load.
- Provides a new sequential scan technology for building primary, secondary, and ILDS indexes. Comparisons to prior release functionality show improved elapsed time.
- Uses both parallel sort and parallel load whenever more than one index is being built, reducing the time that is needed to build multiple indexes of a single physical database.
- Applies parallel partition scan to HALDB.
- Builds a copy of the primary index of HIDAM database using the existing primary index as input.
- Creates new primary indexes of HIDAM and PHIDAM databases where input is based on a scan of the physical database without using the existing primary index.
- Builds and/or initializes IMS ILDS, primary, and secondary index data sets.
- Does not assume that ILDS and primary indexes exist and completely rebuilds them.
- Enables you to build the ILDS and primary and secondary indexes in one JOB step.
- Rebuilds selected PSINDEX partitions, and offers support for using Partition Selection Exits (PSE) when rebuilding PSINDEXes.



- Supports secondary indexes with non-unique keys.
- Supports IDCAMS delete and define functionality for data sets being built based on a user-provided procedure library so that no preliminary IDCAMS job steps are required.
- Improves usability by routing system messages from the subordinate address spaces to the main address space.
- Propagates RACF identity to subordinate address spaces so all database and data set access is performed with the same identity as the master address space.
- Issues IMS commands (/DBD, /DBR, and /STA) automatically to prevent updates to the databases while indexes are built and start the databases and indexes when indexes are built.

## Performance benefits

IMS Index Builder is designed to minimize the elapsed time needed to build one or more secondary index databases. Elapsed time is a primary concern at most installations because the need for high data availability keeps shrinking the batch window.

IMS Index Builder achieves high performance by using parallel processing and by overlapping and integrating processing steps.

Significant performance features of IMS Index Builder are:

- IMS Index Builder uses subordinate address spaces (SAS) for parallel prime data scans and index data sorts.
- Records are loaded into each index database in parallel.
- Records to be sorted are passed to sort as they are read in or generated, which means that the scan steps and the sort steps overlap. When buffered sort is used, the records are not written on disk first, bypassing much of the I/O activity. Striped sort splits the sort process into consecutive steps.
- Run time optimized code (race code) is implemented in the index keys encoding process to reduce CPU time.

## Sorts processing

IMS Index Builder generates sort control statements and internally calls the sort product that is provided by the user. When buffered sort is applied, IMS Index Builder provides a sort file size estimation.

- When indexes are reused, the size of the existing indexes is taken as the sort file size for the index.
- When indexes are deleted or defined, the allocations are used to estimate the index sort file size, and you can use the INDEX statement to override the estimation.
- For sequential scan internal sorts, the sum of the estimated index sort file sizes is used, and you can use the SORTFSZ control statement to override the estimated value.

## IMS Index Builder terminology

---

IMS Index Builder includes several unique terms that you must understand before you begin to use IMS Index Builder.

### Unique terms

#### Buffered sort

Sort exits are used to process buffers containing index records to be passed to and from sort.

#### Composed sort

A single sort process is used to handle index records composed of all indexes to rebuild.

#### DL/I

Standard Data Language/I

#### HALDB

High Availability Large Database.

**HDAM**

Hierarchical Direct Access Method.

**HIDAM**

Hierarchical Indexed Direct Access Method database.

**Hierarchical scan**

Obtains the prime data segments in logical sequence. The internal high performance unload (HPU) subset or the standard data language/I (DL/I) interface can be used. Hierarchical scan is run in MAS.

**HISAM**

Hierarchical Sequential Access Method.

**HPU**

Internal subset of High Performance Unload.

**ILDS**

Indirect List Data Set.

**MAS**

Master address space. The address space where IMS Index Builder receives control.

**Mono sort**

Single index or PSINDEX partition records are sorted using an E15 exit to obtain data from buffers, and an E35 exit to load the index or partition.

**PHDAM**

Partitioned Hierarchical Direct Access Method.

**PHIDAM**

Partitioned Hierarchical Indexed Direct Access Method.

**Race code**

Run time optimized machine code.

**SAS**

Subordinate address space.

**API SAS**

Address space that is dedicated to IMS Database Recovery Facility integration.

**Scan SAS**

Address space that is dedicated to sequential scan sort SAS.

**Sort SAS**

Address space that is dedicated to sort.

**Sequential scan**

Obtains the prime HALDB data segments in physical sequence, by partition, processing in multiple SAS.

**Serial scan**

Obtains the prime data segments in physical sequence, no parallel processing, runs in MAS.

**Stripe**

Work file for internal IMS Index Builder use.

**Striped sort**

Sorts are file oriented, index records are written to stripes to be passed to sort, and sort output is on stripes.

**Twinning**

When scan and sort run simultaneously in MAS.

**Short names used in this information**

To make this information easier to read, the following short names are used for product names and function names except where distinctions among them need to be made.

<b>Short name</b>	<b>Product and function name</b>
HPIC	The Image Copy function of IMS HP Image Copy
HPPC	The HASH Check function of IMS HP Pointer Checker
IMS	The generic name for one of the following products: <ul style="list-style-type: none"> <li>• IBM IMS 15.2 Database Manager (5635-A06) and later</li> <li>• IBM IMS Database Value Unit Edition 15.2 (5655-DS5) and later</li> </ul>
IMS Database Recovery Facility or DRF	IBM IMS Recovery Solution Pack for z/OS 2.1: IMS Database Recovery Facility (5655-ISR)
IMS Database Reorganization Expert	The generic name for one of the following products: <ul style="list-style-type: none"> <li>• IBM IMS Database Reorganization Expert (5655-S35) provided in the following solution packs: <ul style="list-style-type: none"> <li>– IBM IMS Database Solution Pack for z/OS</li> <li>– IBM IMS Database Utility Solution for z/OS</li> </ul> </li> <li>• IBM IMS Database Reorganization Expert for z/OS 4.1 (5655-S35)</li> </ul>
IMS Database Solution Pack	IBM IMS Database Solution Pack for z/OS 2.2 (5655-DSP)
IMS Database Utility Solution	IBM IMS Database Utility Solution for z/OS 2.1 (5698-DUL)
IMS HP Image Copy	The generic name for one of the following products: <ul style="list-style-type: none"> <li>• IBM IMS High Performance Image Copy (5655-N45) provided in the following solution packs: <ul style="list-style-type: none"> <li>– IBM IMS Database Solution Pack for z/OS</li> <li>– IBM IMS Database Utility Solution for z/OS</li> <li>– IBM IMS Recovery Solution Pack for z/OS</li> </ul> </li> <li>• IBM IMS High Performance Image Copy for z/OS 4.2 (5655-N45)</li> </ul>
IMS HP Load	The generic name for one of the following products: <ul style="list-style-type: none"> <li>• IBM IMS High Performance Load (5655-M26) provided in the following solution packs: <ul style="list-style-type: none"> <li>– IBM IMS Database Solution Pack for z/OS</li> <li>– IBM IMS Database Utility Solution for z/OS</li> </ul> </li> <li>• IBM IMS High Performance Load for z/OS 2.1 (5655-M26)</li> </ul>
IMS HP Pointer Checker	The generic name for one of the following products: <ul style="list-style-type: none"> <li>• IBM IMS High Performance Pointer Checker (5655-U09) provided in the following solution packs: <ul style="list-style-type: none"> <li>– IBM IMS Database Solution Pack for z/OS</li> <li>– IBM IMS Database Utility Solution for z/OS</li> </ul> </li> <li>• IBM IMS High Performance Pointer Checker for z/OS 3.1 (5655-U09)</li> </ul>

Short name	Product and function name
IMS HP Unload	The generic name for one of the following products: <ul style="list-style-type: none"> <li>• IBM IMS High Performance Unload (5655-E06) provided in the following solution packs: <ul style="list-style-type: none"> <li>– IBM IMS Database Solution Pack for z/OS</li> <li>– IBM IMS Database Utility Solution for z/OS</li> </ul> </li> <li>• IBM IMS High Performance Unload for z/OS 1.2 (5655-E06)</li> </ul>
IMS Index Builder	The generic name for one of the following products: <ul style="list-style-type: none"> <li>• IBM IMS Index Builder (5655-R01) provided in the following solution packs: <ul style="list-style-type: none"> <li>– IBM IMS Database Solution Pack for z/OS</li> <li>– IBM IMS Database Utility Solution for z/OS</li> <li>– IBM IMS Recovery Solution Pack for z/OS</li> </ul> </li> <li>• IBM IMS Index Builder for z/OS 3.1 (5655-R01)</li> </ul>
IMS Parallel Reorganization	IBM IMS Parallel Reorganization for z/OS 3.1 and 3.2 (5655-M28) <b>Note:</b> This product is replaced by IBM IMS Database Reorganization Expert for z/OS 4.1 (5655-S35)
IMS Recovery Solution Pack	IBM IMS Recovery Solution Pack for z/OS 2.1 (5655-ISR)
IMS Tools Base	IBM IMS Tools Base for z/OS 1.7 (5655-V93)
IMS Tools Knowledge Base, IMS Tools KB, ITKB	IBM IMS Tools Base for z/OS 1.7: IMS Tools Knowledge Base (5655-V93)
IMS Tools Online System Interface, TOSI	IBM IMS Tools Base for z/OS 1.7: IMS Tools Online System Interface (5655-V93)
IPR	The generic name for one of the following functions: <ul style="list-style-type: none"> <li>• The IPR Driver of IMS Parallel Reorganization</li> <li>• The Smart Reorg utility of IMS Database Reorganization Expert</li> </ul>

## IMS Index Builder components

IMS Index Builder is composed of the driver and the common services group. The driver is invoked by the job-step executable, which initiates the IMS Index Builder master address space (MAS), analyzes the input, processes the database control tables, and attaches common services. When the driver receives the messages that indicate the processes are complete, it terminates.

The common services group includes:

### Planner

The planner service builds the table for the process and passes it to the creator.

### Creator

The creator service scans the build plan table and creates or attaches processing tasks, which are typically scans and sorts.

### Sort driver

The sort driver coordinates subordinate address space (SAS) scans and sorts.

**Messages**

The messages service processes informational messages from the components and builds the report.

**Activity monitor**

The activity monitor service monitors the build plan table and stops IMS Index Builder if no activity is indicated.

**Index mergers**

The index mergers service attaches a merger for every index if a striped sort is planned.

**Index loaders**

The index loaders service attaches a loader to every index and loads the index.

**Initializer**

The initializer service processes index initializations.

**Capture merger**

The capture merger service merges the WTO capture files from the subordinate address space and master address space.

**DBRC processor**

The DBRC processor service writes DBRC commands to the DBRC input data set that is to be processed when IMS Index Builder stops.

**Registrar**

The registrar service registers the indexes through the IMS region during the build process.

## IMS Index Builder architecture

---

The IMS Index Builder code is object-oriented. It is based on the message flow between servers that are attached by the driver after a preliminary analysis of the input control statements.

The following figure shows the IMS Index Builder architecture:

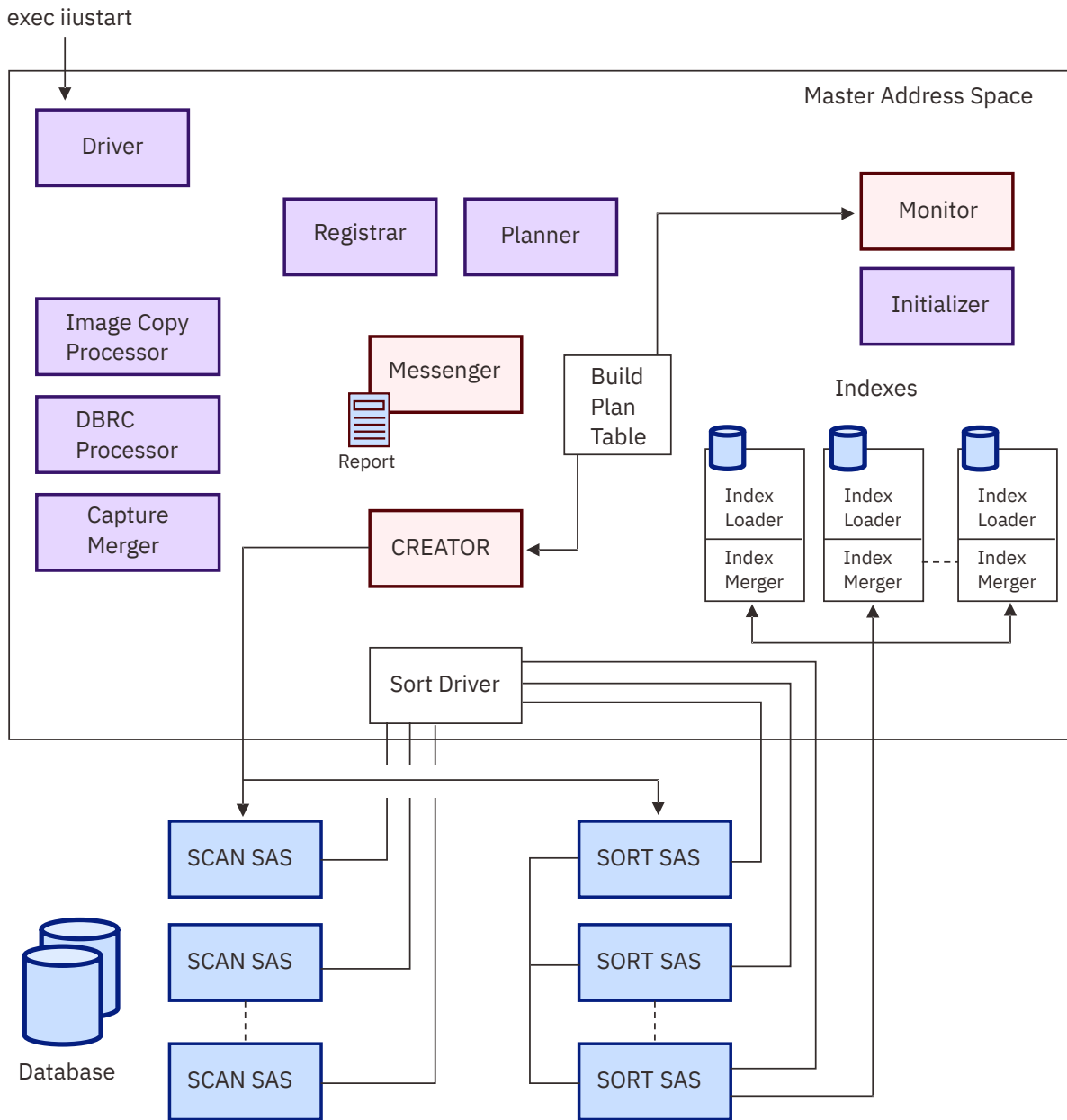


Figure 1. IMS Index Builder architecture

## IMS Index Builder business scenarios

You can use IMS Index Builder to address many of your day-to-day business problems.

The following scenarios illustrate how you can use IMS Index Builder to address typical business problems.

### Non-HALDB initial load or reorganization load

After loading or reloading the prime database, use IMS Index Builder to process the work file (DFSURWF1 or HPSRSIDX) to load the secondary indexes. You can also use IMS Index Builder with a dummy DFSURIDX file to initialize indexes that are not to be loaded yet.

### HALDB reload

After reloading a HALDB, use IMS Index Builder to reload the PSINDEX partitions and optionally, the primary indexes and ILDS.

## HALDB online reorganization

After ending online reorganization for certain partitions, use IMS Index Builder to reload PSINDEXes and/or partition primary indexes. Rebuilding ILDS for terminated partitions would create entries for the last reorganization only.

## Individual index reload

During regular production, an index might be updated extensively, which will decrease performance. In some cases, an index will become corrupted. Therefore, reallocating the index is necessary. Use IMS Index Builder to rebuild the selected index by scanning the database.

## IMS tools product integration

---

IMS Index Builder, fully compatible with standard IMS utilities, must be enabled to share common services for storing and viewing reports. IMS Index Builder also interfaces with other IMS products.

### Compatibility with IMS utilities

IMS Index Builder is fully compatible with standard IMS utilities.

It is also compatible with any vendor utility that uses the DFSURWF1 or DFSURIDX files (in their standard format) for input or output.

### Dependencies

IMS Index Builder can build PSINDEXes by using the WFP output files that are generated by IMS High Performance Load.

### Support for IMS Tools Knowledge Base

IMS Tools Knowledge Base is an IBM IMS Tools Base for z/OS component that provides common services for storing and viewing reports that are generated by other participating IMS Tools products.

To fully participate in the IMS Tools Knowledge Base information management environment, the code for each IMS tool must be enabled to communicate with the IMS Tools Knowledge Base server. An enabled IMS tool can automatically send its generated reports to the IMS Tools Knowledge Base repository. This version of IMS Index Builder is enabled to participate in the IMS Tools Knowledge Base environment.

IMS Index Builder uses the ITKBSRVR statement to interface with IMS Tools Knowledge Base.

For more information about activating IMS Tools Knowledge Base, see [“Configuring the IMS Tools Knowledge Base server” on page 24](#).

### Support for IMS Tools Online System Interface

IMS Index Builder supports the IMS Tools Online System Interface of IBM IMS Tools Base for z/OS. By using the interface, IMS Index Builder can automatically issue IMS commands (/DBD, /DBR, and /STA) so that you do not need to issue these IMS commands manually. See [“Configuring IMS Tools Online System Interface” on page 25](#) to configure the IMS Tools Online System Interface.

## IMS Index Builder restrictions

---

Certain restrictions apply to using IMS Index Builder.

IMS Index Builder does not support the following types of indexes:

- Secondary or primary indexes that are DOS compatible
- Shared secondary indexes

## Shared secondary indexes

IMS Index Builder does not support shared secondary indexes.

When multiple secondary indexes are in the same database, that database is a shared index database. Although using a shared index database can save some main storage, the disadvantages of doing so generally outweigh the small amount of space that is saved.

Some of the disadvantages of using a shared index database are:

- HALDB does not support shared secondary indexes.
- Performance can decrease when multiple application programs simultaneously use a shared index database.
- Search time is increased.
- Using shared secondary indexes restricts the overall size of a database.
- Maintenance, recovery, and reorganization of a shared index database can decrease performance across all secondary indexes.
- When you reorganize a database that is accessed using a secondary index, IMS automatically builds a new secondary index. All of the other indexes in the shared index database must be copied to the new shared index database.

For more information about shared secondary indexes, see *IMS Database Administration*.

## IMS exit routines

This restriction applies only to HALDBs.

IMS Index Builder calls the following IMS exit routines:

- Secondary Index Database Maintenance exit routine
- Segment edit/compression exit routine

If these routines are called in subordinate address spaces while processing HALDBs, values in some fields in the following IMS control blocks, which are passed by IMS Index Builder, might be incompatible with the IMS control region.

- Partition Specification Table (PST)
- Field Description Blocks (FDB) pointed to by the Physical Segment Description Block (PSDB)

If either of the IMS exit routines refers to the fields in these IMS control blocks, specify a value of 2 for the MAXTASKS control statement so that the routines are called in the master address space.

## Service updates and support information

---

Service updates and support information for this product, including software fix packs, PTFs, frequently asked questions (FAQs), technical notes, troubleshooting information, and downloads, are available from the web.

To find service updates and support information, see the following website:

[IBM Support: IMS Index Builder for z/OS](#)

## Product documentation and updates

---

IMS Tools information is available at multiple places on the web. You can receive updates to IMS Tools information automatically by registering with the IBM My Notifications service.

### Information on the web

Always refer to the IMS Tools Product Documentation web page for complete product documentation resources:



<https://www.ibm.com/support/pages/node/712955>

The IMS Tools Product Documentation web page includes:

- Links to [IBM Documentation](#) for the user guides ("HTML")
- PDF versions of the user guides ("PDF")
- Program Directories for IMS Tools products
- Technical notes from IBM Software Support, referred to as "Tech notes"
- White papers that describe product business scenarios and solutions

IBM Redbooks® publications that cover IMS Tools are available from the following web page:

<http://www.redbooks.ibm.com>

The IBM Information Management System website shows how IT organizations can maximize their investment in IMS databases while staying ahead of today's top data management challenges:

<https://www.ibm.com/software/data/ims>

## Receiving documentation updates automatically

To automatically receive emails that notify you when new technote documents are released, when existing product documentation is updated, and when new product documentation is available, you can register with the IBM My Notifications service. You can customize the service so that you receive information about only those IBM products that you specify.

To register with the My Notifications service:

1. Go to <https://www.ibm.com/support/mynotifications>
2. Enter your IBM ID and password, or create one by clicking **register now**.
3. When the My Notifications page is displayed, click **Subscribe** to select those products that you want to receive information updates about. The IMS Tools option is located under **Software > Information Management**.
4. Click **Continue** to specify the types of updates that you want to receive.
5. Click **Submit** to save your profile.

## How to send your comments

Your feedback is important in helping us provide the most accurate and highest quality information. If you have any comments about this or any other IMS Tools information, see [How to provide feedback in IBM Documentation](#).

When you provide feedback, include as much information as you can about the content you are commenting on, where we can find it, and what your suggestions for improvement might be.

## Accessibility features

---

Accessibility features help a user who has a physical disability, such as restricted mobility or limited vision, to use a software product successfully.

The major accessibility features in IMS Index Builder enable users to:

- Use assistive technologies such as screen readers and screen magnifier software. Consult the assistive technology documentation for specific information when using it to access z/OS interfaces.
- Customize display attributes such as color, contrast, and font size.
- Operate specific or equivalent features by using only the keyboard. Refer to the following publications for information about accessing ISPF interfaces:
  - *z/OS ISPF User's Guide, Volume 1*
  - *z/OS TSO/E Primer*

– *z/OS TSO/E User's Guide*

These guides describe how to use ISPF, including the use of keyboard shortcuts or function keys (PF keys), include the default settings for the PF keys, and explain how to modify their functions.

---

## Chapter 2. Configuring and activating IMS Index Builder

Before you can use IMS Index Builder for the first time, you must configure the operating environment. After the configuration and installation are complete, you can activate IMS Index Builder and verify that the installation was successful.

**Prerequisite:** Before you can configure IMS Index Builder, you must complete the SMP/E installation and create an executable SIIULMOD. Instructions are documented in the program directory that is provided with the product.

### Topics:

- [“Hardware and software requirements” on page 21](#)
- [“Configuring the operating environment” on page 22](#)
- [“Activating and verifying IMS Index Builder installation” on page 22](#)
- [“Configuring for DBRC command authorization” on page 24](#)
- [“Configuring the IMS Tools Knowledge Base server” on page 24](#)
- [“Configuring IMS Tools Online System Interface” on page 25](#)

---

## Hardware and software requirements

Before you configure IMS Index Builder, verify that your environment meets the following minimum hardware and software requirements. IMS Index Builder is installed by using SMP/E and standard RECEIVE, APPLY, and ACCEPT processing.

### Hardware requirements

IMS Index Builder operates on any hardware configuration that supports the required versions of IMS.

### Software requirements

IMS Index Builder operates in a z/OS environment.

#### Operating system requirement

IBM z/OS 2.4 (5650-zOS) or later

#### Installation requirements

IBM IMS Tools Base for z/OS 1.7 (5655-V93) or later

#### Mandatory operational requirements

IMS Index Builder requires one of the following IMS releases:

- IBM IMS 15.2 (5635-A06) or later
- IBM IMS Database Value Unit Edition 15.2 (5655-DS5) or later

#### Conditional operational requirements

DFSORT that is included in IBM z/OS 2.4 (5650-zOS) or later, or a functionally equivalent sort program

IMS Index Builder conditionally uses the following components of IBM IMS Tools Base for z/OS:

- IMS Tools Knowledge Base, to store reports in a central repository
- IMS Tools Common Services (IMS Tools Online System Interface), to automatically issue IMS commands
- IMS Tools Common Services (IMS Catalog Interface) in IBM IMS Tools Base for z/OS 1.7 or later, to retrieve database information from the IMS catalog

## Configuring the operating environment

---

If you are a first-time user, you must configure the operating environment to run IMS Index Builder. Your system programmer can assist with this configuration after you complete the SMP/E installation and create an executable SIIULMOD.

The configuration that is described in this topic is needed to correctly configure your operating environment to run IMS Index Builder.

### Main storage requirements

IMS Index Builder invokes the sort product internally and more than one sort can be attached in the address space. Because fast I/O is used, which requires large buffers, and sort work file requirements can become unexpectedly high, a region size of 250 MB is recommended.

### Enabling inter-region communication (APF authorization)

The master address space creates subordinate address space environments to scan primary databases, sort the index records that are built, and eventually, write the indexes. The process is coordinated by inter-region communication and requires the master address space to be non-swappable during the entire IMS Index Builder run.

To enable inter-region communication, APF authorizes the STEPLIB concatenation of the main IMS Index Builder job.

If the STEPLIB concatenation for IMS Index Builder is not correctly APF authorized, the IMS Index Builder MAS issues the following message, and processing stops with abend code S047:

```
IIUB104E APF AUTHORIZATION CHECK FAILED
```

## Activating and verifying IMS Index Builder installation

---

After you install IMS Index Builder, you must do some tasks to activate it before using it. After activation, you can run an optional installation verification program to ensure that the installation procedure completed successfully.

### Activating IMS Index Builder

After you complete the SMP/E installation, activate IMS Index Builder.

#### About this task

To activate IMS Index Builder, you must configure the environment so that IMS Index Builder can perform the following actions:

- Start some subordinate address spaces for scans and sorts.
- Allocate stripe data sets to pass data between its address spaces; the data includes the WTO messages, the sort messages, the index records, and the duplicate keys. IMS Index Builder allocates one or more stripe data sets in each address space.

#### Procedure

1. Configure the environment so that IMS Index Builder can start some subordinate address spaces.

- a) Ensure that the target load library SIIULMOD is APF authorized.

For more information, see [“Enabling inter-region communication \(APF authorization\)”](#) on page 22.

- b) Copy the procedure, IIUBSRT, from the target library, SIIUPROC, to your started task procedure library.

- c) Optional: Specify the job names for the subordinate address spaces.  
For more information, see [Chapter 6, “Defining the subordinate address space procedure,” on page 75.](#)
  - d) Define RACF authorization to establish security authorization for subordinate address spaces.  
For more information, see [“RACF considerations” on page 76.](#)
2. Configure the environment so that IMS Index Builder can allocate stripe data sets.
    - a) Optional: Specify the high-level qualifier of stripe data sets. The default is IIU.STRIPE.  
For more information, see the explanation of the IIURDFLT CLASS entry in [Chapter 7, “Defining runtime parameters,” on page 79.](#)
    - b) Optional: Set up the SMS environment to associate the high-level qualifier of stripe data sets with the SMS-managed volumes.
    - c) Define RACF authorization to establish proper access to stripe data sets.  
For more information, see [“RACF considerations” on page 76.](#)
  3. Configure the environment so that IMS Index Builder can issue DBRC commands and send DBRC API requests.  
For more information, see [“Configuring for DBRC command authorization” on page 24.](#)

## Verifying IMS Index Builder installation

Before you use IMS Index Builder, it is recommended that you run the installation verification program to verify that the installation and the configurations were successful.

### Procedure

1. Run the sample members of the target library SIIUBASE to verify that IMS Index Builder is installed correctly.

To verify the installation, modify the JCL to apply to your installation before running the programs. Comments in the JCL describe the changes that you must make.

There are two installation verification programs:

#### **IIUIVPF**

Verifies full-function database installation

#### **IIUIVPH**

Verifies HALDB database installation

2. Review the job log. If the job ended with some errors, review the reports and the MVS™ system log.

It is important to review the MVS system log for messages that are issued before the started task main module receives control to ensure that no first-time run failures have occurred.

Subordinate address spaces are created by using a started task procedure, which is located in the PROCLIB concatenation. The WTO messages for subordinate address spaces are captured by IMS Index Builder and included in the WTO capture summary list on IIUSNAP. IMS Index Builder includes as much data as possible in the report. However, messages that are issued by the operating system before the started task main module receives control cannot be intercepted, and remain in the MVS system log. In most cases, these are first-time run failures that are caused by improper started task procedures. After successfully running once, procedures must remain stable. Therefore, review the MVS system log while IMS Index Builder is running for the first time.

## Configuring for DBRC command authorization

---

If IMS DBRC command and API request authorization support with RACF is used, the user ID of the master address space must have authorization to access resources so that IMS Index Builder can issue DBRC commands and DBRC API requests.

### Procedure

Authorize the user ID for the following resources:

For DBRC commands:

- *hlq.CHANGE.DB.dbname*
- *hlq.CHANGE.DBDS.dbname*
- *hlq.NOTIFY.REORG.dbname*
- *hlq.NOTIFY.UIC.dbname* (if VIC YES is specified)

For DBRC API requests:

- *hlq.STDBRC*
- *hlq.LIST.RECON*
- *hlq.LIST.DB.dbname*

Where:

#### **hlq**

The high-level qualifier of the resource name.

#### **dbname**

The name of the prime database, partition, or index.

For more information about authorizing user IDs, see the topic "Security for DBRC commands and API requests" in *IMS System Administration*.

## Configuring the IMS Tools Knowledge Base server

---

You can use IMS Tools Knowledge Base to store IMS Index Builder reports in the output repository.

### Procedure

To write reports to the output repository of IMS Tools Knowledge Base, complete the following steps:

1. Install the IMS Tools Base IMS Tools Knowledge Base product.
2. Set up an IMS Tools Knowledge Base server.
3. Register IMS Index Builder to the registry of the IMS Tools Knowledge Base server by following the instructions in the topic "Registering products" in the *IMS Tools Base Configuration Guide*. The product definition table for registering IMS Index Builder is IIUTITKB.
4. Follow the instructions in the topic "Listing registered products and reports" in the *IMS Tools Base Configuration Guide* to list the registered products and reports, and ensure that IMS Index Builder (product ID is DX) has been added.
5. If needed, add the definitions for the RECON data sets.

### What to do next

After you complete these steps, IMS Index Builder reports can be stored in the Output repository of IMS Tools Knowledge Base. To store reports in the repository, you must also change the IMS Index Builder JCL as follows:

- Include the IMS Tools Knowledge Base load library by one of the following ways:
  - Add the IMS Tools Knowledge Base load library to the STEPLIB DD concatenation.

- Specify the IMS Tools Knowledge Base load library by coding the ITKBLOAD control statement or specifying it as the default runtime parameter.
- Specify the IMS Tools Knowledge Base server XCF group by coding the ITKBSRVR control statement or specifying it as the default runtime parameter.

Before you run IMS Index Builder jobs, always confirm that the IMS Tools Knowledge Base server is initialized.

## Configuring IMS Tools Online System Interface

---

IMS Index Builder can internally call IMS Tools Online System Interface to issue IMS commands (/DBD, /DBR, and /STA). The /DBD and /DBR commands prevent transactions or programs from updating the databases while the indexes are built and the /STA command restarts the databases after the indexes are built.

### Procedure

For instructions for configuring IMS Tools Online System Interface, see the *IMS Tools Base Configuration Guide*.

### What to do next

After the IMS Tools Online System Interface is configured, add libraries and control statements for enabling the IMS Tools Online System Interface to IMS Index Builder JCL. See [“Issuing the IMS commands automatically”](#) on page 46.





---

# Chapter 3. Migrating from IMS Index Builder 2.3 to IMS Index Builder 3.1

IMS Index Builder 3.1 can execute IMS Index Builder 2.3 JCL.

## About this task

When migrating from IMS Index Builder 2.3, several actions are required to best utilize IMS Index Builder 3.1 functionality.

To effectively migrate from IMS Index Builder 2.3 to 3.1, complete the following steps:

## Procedure

### 1. Modify the IMS Index Builder JCL.

- a) Concatenate the load libraries for related products to STEPLIB.

If applicable, concatenate IMS Tools Knowledge Base load library to STEPLIB.

- b) Remove the SORTFSZ control statements.

**Important:** The function of the SORTFSZ statement has changed. In IMS Index Builder 3.1, SORTFSZ is used to support heavy sort loads. SORTFSZ will also trigger striped sort mode.

- c) Optional: If you want to provide the sort file size for index sorts, use the INDEX statement.

**Important:** For PSINDEX, the values for sort file sizes are valid for the whole index and not for the index partition as in IMS Index Builder 2.3.

- d) Optional: If you want to add the sort parameters for the sort program that runs in the master address space and in the subordinate address spaces, add the SORTOPT control statement.

- e) Optional: If you want IMS Index Builder 3.1 to issue the DBRC NOTIFY.UIC command to turn off the IC NEEDED flag, add the VIC YES control statement.

For more information, see [“VIC control statement” on page 71](#).

- f) Remove the ALTER, EXEC, NDXIOBF, SORTE15, SORTID, SORTOUT, and SORTSTAT control statements.

These statements are provided in the IMS Index Builder JCL 3.1 by default.

- g) Optional: If you want to store IMS Index Builder reports in the output repository of IMS Tools Knowledge Base, add the ITKBSRVR control statement.

The server name can be specified in the JCL or in the runtime parameters module.

For more information, see [Chapter 5, “JCL and input control statements,” on page 49](#).

### 2. Define the subordinate address space procedure.

Include the IIUBSRT started task procedure in PROCLIB.

#### Notes:

- Do not use the IMS Index Builder 2.3 started task procedures because IMS Index Builder 2.3 procedures do not work with IMS Index Builder 3.1.
- In IMS Index Builder 3.1, the started tasks are activated by internally assigned job names. The started tasks procedure name is not used.
- If you want to add the sort parameters for the sort program that runs in the subordinate address space, specify the DFSPARM DD statement in the IIUBSRT started task procedure or specify the SORTOPT control statement in the IMS Index Builder JCL.

For more information, see [Chapter 6, “Defining the subordinate address space procedure,” on page 75.](#)

3. Optional: Define the runtime parameters.

By defining the runtime parameters, you can override the default procedure name and the default job names that are used when starting subordinate address spaces, and the default high-level qualifier for stripe data sets.

For more information about runtime parameters, see [Chapter 7, “Defining runtime parameters,” on page 79.](#)

4. Optional: Specify the scan methods.

IMS Index Builder 3.1 has adopted a new scan technology that runs several additional scan tasks and, by default, this scan technology is used. You can specify to use the scan methods that were used in IMS Index Builder 2.3. For more information, see [“Selecting the scan method” on page 45.](#)

5. Define RACF authorization.

- a) Establish security authorization for subordinate address spaces.
- b) Establish proper access to stripe data sets.

See [“RACF considerations” on page 76](#) for more information.

6. Optional: Configure the IMS Tools Knowledge Base server.

For more information, see [“Configuring the IMS Tools Knowledge Base server” on page 24.](#)

---

## Part 2. Using IMS Index Builder

IMS Index Builder enables you to build (or rebuild) IMS secondary indexes, Hierarchical Indexed Direct Access Method (HIDAM) primary indexes, and Indirect List Data Sets (ILDS).

**Topics:**

- [Chapter 4, “IMS Index Builder functions,” on page 31](#)
- [Chapter 5, “JCL and input control statements,” on page 49](#)
- [Chapter 6, “Defining the subordinate address space procedure,” on page 75](#)
- [Chapter 7, “Defining runtime parameters,” on page 79](#)
- [Chapter 8, “Index records with duplicate keys,” on page 87](#)



---

## Chapter 4. IMS Index Builder functions

For any supported hierarchical direct (HD) and HISAM databases, IMS Index Builder scans the existing physical database and rebuilds IMS secondary indexes or creates one or more new secondary index databases. This process removes the need for a full database reorganization.

### Topics:

- [“Creating secondary indexes” on page 31](#)
- [“Building a HIDAM primary index” on page 40](#)
- [“Building PHIDAM partition primary indexes” on page 43](#)
- [“Building HALDB partition ILDS” on page 43](#)
- [“Building indexes and ILDSs for IMS catalog databases” on page 44](#)
- [“Selecting the scan method” on page 45](#)
- [“Issuing the IMS commands automatically” on page 46](#)
- [“Using the IMS catalog” on page 47](#)

---

### Creating secondary indexes

Use IMS Index Builder to create new secondary indexes without a full reorganization of the physical database.

Build secondary indexes of a physical IMS database for one of the following purposes:

- To recover one or more damaged secondary indexes and avoid a full database reorganization.
- To avoid taking image copies of secondary indexes. Instead, you can use IMS Index Builder to build indexes after recovering the physical IMS database. In this case, the full recovery of an IMS database with secondary indexes becomes a two-step process as follows:
  - Recover the physical IMS database
  - Use IMS Index Builder to build the secondary index databases
- After reloading a HALDB or in the course of online reorganization.

The indexes to be built must be either reusable or deleted/defined by IDCAMS. Because IMS Index Builder rebuilds indexes in VSAM load mode by the control interval (CI), the free space value in the DEFINE CLUSTER command must be low. IMS Index Builder will correctly process indexes with non-unique keys.

IMS Index Builder performs the following functions to build the secondary indexes:

- Analyzes the control statements, the DBD library, the RECONS, and the physical database, and plans the index build process; initiates WTO capture on the master address space and initiates IMS Tools Knowledge Base.
- Starts tasks to scan the prime database. Initiates WTO capture for every scan address space that is created.
- Starts tasks to sort the index records that are built. Initiates WTO capture for every sort address space that is created.
- When scans are finished, signals the end of input to all sort tasks. Stops WTO capture for scan address spaces.
- When sorts are finished, initiates the index load process. Stops WTO capture for sort address spaces.
- Initializes empty indexes and indexes that contain errors. ILDS initialization is included if HALDB.
- Sends messages to IMS Index Builder output and IMS Tools Knowledge Base and reports the progress of the process and critical control events.

- Ensures that all scan and sort tasks that are started by IMS Index Builder end properly.
- Notifies DBRC RECON for indexes that are successfully built.
- Stops WTO capture for the master address space and creates the WTO capture report.
- Ends the IMS Index Builder main task with the relevant return code.

The following figure shows the functions that IMS Index Builder performs when building secondary indexes:

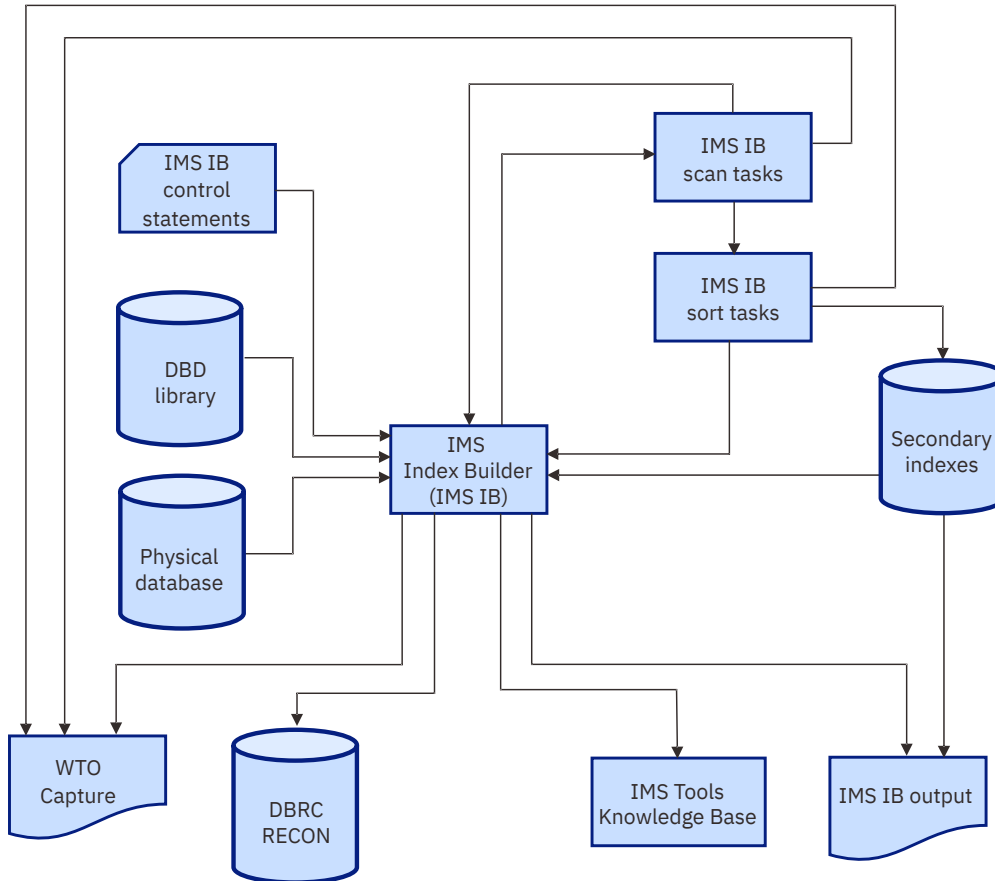


Figure 2. Building secondary indexes

## Creating new secondary indexes

Use IMS Index Builder to create new secondary indexes without a full reorganization of the physical database.

### About this task

You can create a new secondary index only when the segments in the physical database are not changed and only indexes are added.

**Restriction:** The create secondary index function is available only when DBRC is off. HALDB are not supported.

**Requirement:** If you are creating a new secondary index with a target segment that is not a root segment and is not the target of an already existing secondary index, you must use the IMS Reorganization Reload utility to create the physical parent pointer.

### Procedure

1. Define new DBDs for the physical database and for the new indexes.

2. Put the resulting DBDs into a separate library because the old DBD for the physical database is needed for the scan.
3. Run IMS Index Builder against the database using the IBSCAN keyword on the INPUT statement. Use DD name IMS for the library containing the old DBD for the physical database. Use DD name IMSALT for the library containing the new DBDs for the physical database and the new indexes.  
IMS Index Builder always checks whether DD name IMSALT was defined. If so, it reads all the DBDs needed to build the secondary indexes from DD name IMSALT instead of using DD name IMS. If IMSALT was not specified, it uses the IMS DD name statement, which must point to the new DBDs.
4. After IMS Index Builder has successfully completed, copy the new DBDs into the regular DBD library.

### Example

In the example that is shown in the following figure, a new index called TSTNDX5 is added to database TESTDBD1. Dynamic allocation is used for the database DSGs and the primary index. The TSTNDX5 index is allocated using DD name TSTNDX5.

Before executing IMS Index Builder, the DBD for index TSTNDX5 and the new DBD for database TESTDBD1 must be generated and stored in the first library of the concatenation for DD name IMSALT. The old DBD for database TESTDBD1 must not be deleted until IMS Index Builder has successfully completed.

```
//IIUBBLD JOB &SYSUID,MSGCLASS=H,REGION=233M,TIME=1339,
//          RESTART=*,CLASS=A,NOTIFY=&SYSUID
//*****
//*      Creating a New Secondary Index to an Existing Data Base      *
//*      with IMS IB V3 R1 (UG FIGURE 03)                            *
//*****
//* Provide values for the following variables:
// SET SIIULMOD=              Index Builder load library
// SET SHKTLOAD=             ITKB load library
// SET  RESLIB=              IMS RESLIB
// SET  DBDLIB=              DBD library
// SET  ADBDLIB=            ALT DBD library
//* NOTE: The Index Builder load library and all other datasets
//*      concatenated to STEPLIB must be APF authorized.
//*****
//IIUBSCN EXEC PGM=IIUSTART
//STEPLIB DD DISP=SHR,DSN=&SIIULMOD
//          DD DISP=SHR,DSN=&RESLIB
//          DD DISP=SHR,DSN=&SHKTLOAD
//IMS     DD DISP=SHR,DSN=&DBDLIB
//IMSALT  DD DISP=SHR,DSN=&ADBDLIB
//          DD DISP=SHR,DSN=&DBDLIB
//IIUPRINT DD SYSOUT=*
//IIUCAPT DD SYSOUT=*
//IIUSNAP DD SYSOUT=*
//IIUSOUT DD SYSOUT=*
//IIUIN   DD *
//          PROC BLD_SECONDARY,TESTDBD1,SELECTED
//          INDEX TSTNDX5
//          INPUT IBSCAN,DBRC=N
//*
//TESTDB1P DD DISP=SHR,DSN=MYTEST.TESTDB1.HIDAM.OSAM
//TESTDB1X DD DISP=SHR,DSN=MYTEST.TESTDB1.HIDAM.INDEX
//TESTDB5Y DD DISP=SHR,DSN=MYTEST.TSTNDX5.SECINDEX
//
```

Figure 3. Example JCL for creating a new secondary index to an existing database

## DFSURWF1 and HPSRSIDX output files

Use IMS Index Builder to build secondary indexes as part of the standard IMS reorganization process. IMS Index Builder uses either output from the IMS reorganization reload utility or output from the initial database load as input. This output file is normally named DFSURWF1. HPSURIDX is the output file that is created by High Performance Load and contains the same content as DFSURWF1.

These files contain information to generate secondary indexes and information to perform prefix resolution. IMS Index Builder uses only the information that is needed to generate secondary indexes.

When generating secondary indexes, instead of scanning the prime database, IMS Index Builder reads records from DFSURWF1 and passes the records to the appropriate sort task as shown in the following figure:

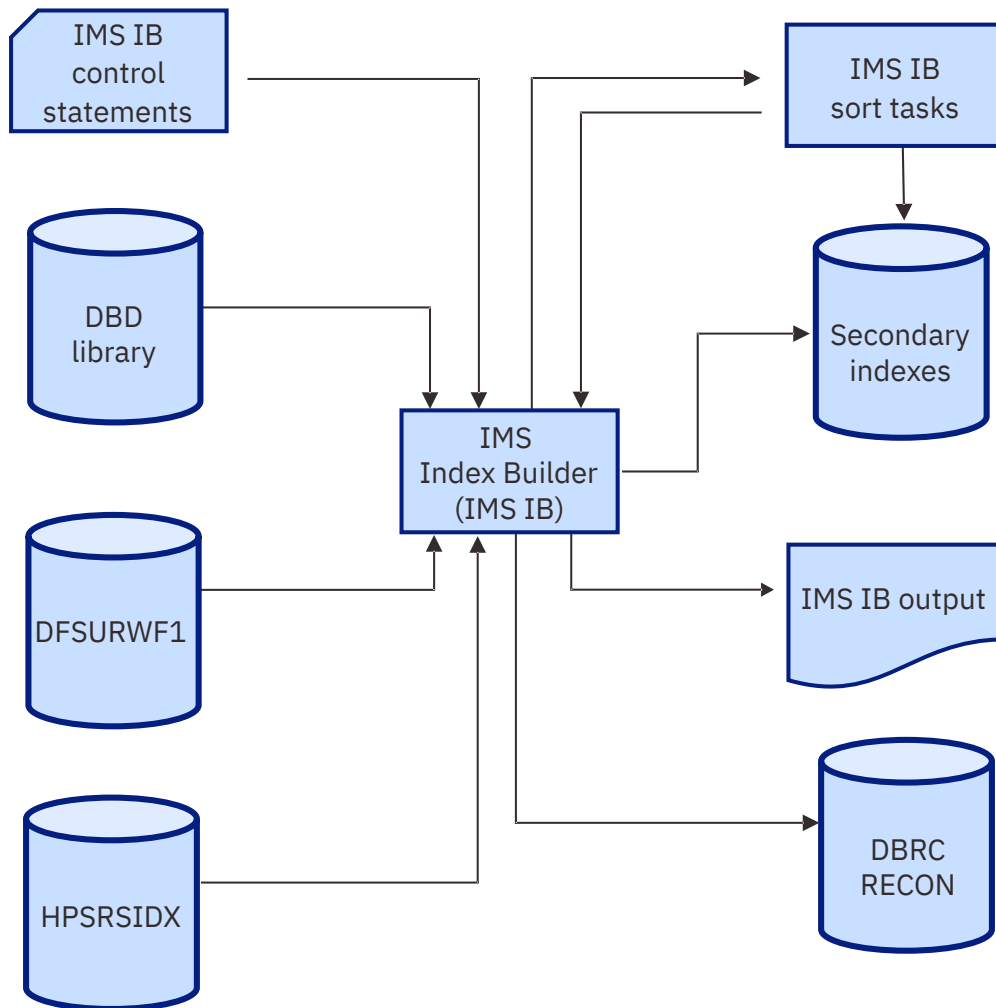


Figure 4. Building secondary indexes using DFSURWF1 and HPSRSIDX as input

DFSURWF1 is not applicable when building a partitioned secondary index (PSINDEX).

### Creating input for fast prefix resolution (split function)

When IMS Index Builder builds secondary indexes using the DFSURWF1 file as input, the split function feature can be used to improve the performance of prefix resolution.

#### About this task

When IMS Index Builder reaches the end of DFSURWF1, it closes the output file where the prefix resolution records were written and deallocates it so that it is immediately ready for prefix resolution processing.

Because IMS Index Builder reaches the end of the DFSURWF1 file in the early stage of processing, data that is needed for prefix resolution is quickly available for processing. IMS Index Builder issues message IIUB001I to notify the operator that data for prefix resolution is now available (see [Figure 5 on page 35](#)).

DFSURWF1 contains records to build secondary indexes and to perform prefix resolution. To reduce the size of the sort that is needed to do the prefix resolution, specify an optional output file to which all DFSURWF1 records (needed by prefix resolution only) will be written as they are read in.

This step is not necessary if you do not need prefix resolution.



IMS Index Builder uses the split function to improve prefix resolution performance by reading data from the DFSURWF1 or HPSRSIDX file, as shown in the following figure:

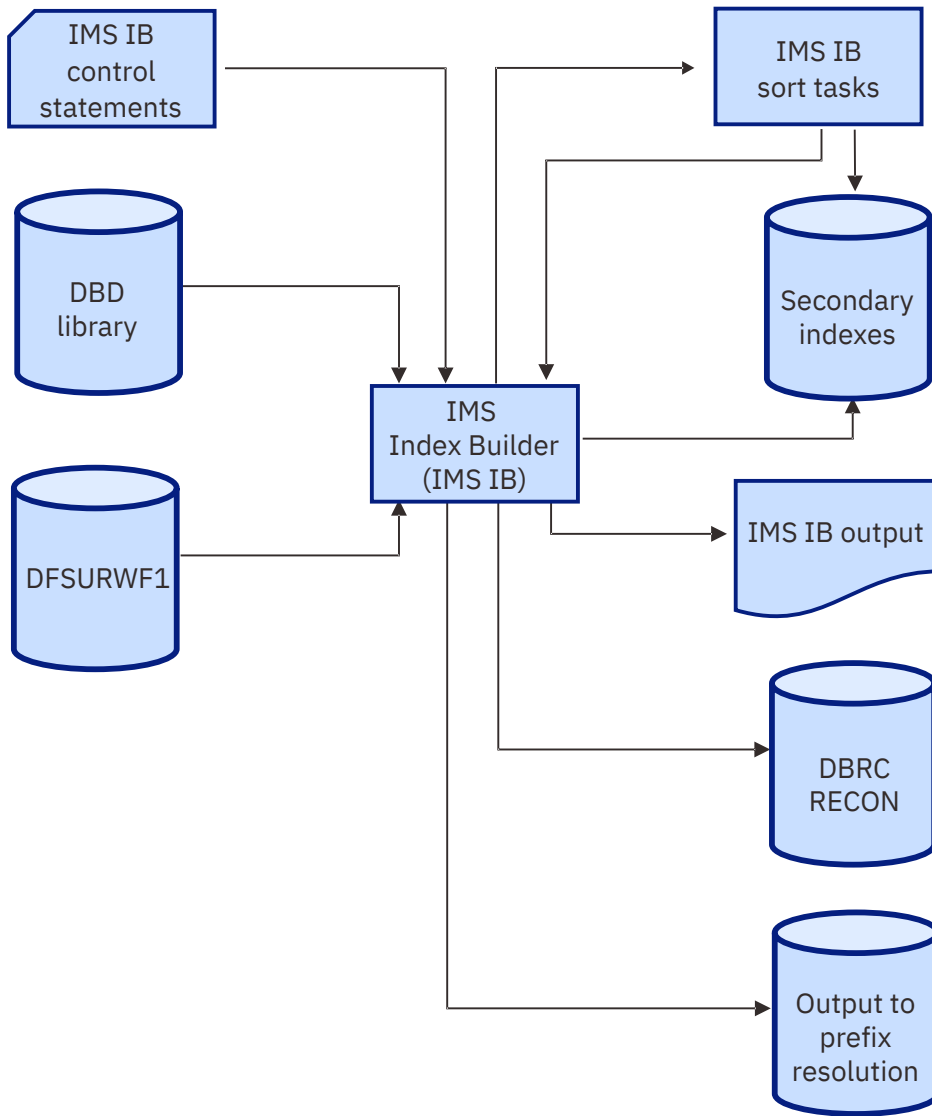


Figure 5. Improving performance of prefix resolution using the split function

DFSURWF1 is not applicable when building a partitioned secondary index (PSINDEX).

### Procedure

To use the split function, include an OUTPUT statement in the IIUIN input control file and an output DD statement in the JCL.

See the following figure for an example of how to build a secondary index by using DFSURWF1 and HPSRSIDX as input:

```

//IIUBBLD JOB &SYSUID,MSGCLASS=H,REGION=233M,TIME=1339,
//          RESTART=*,CLASS=A,NOTIFY=&SYSUID
//*****
//* Building Secondary Indexes Using DFSURWF1/HPSRSIDX      IIUSMP03 *
//*****
//* Provide values for the following variables:
// SET SIIULMOD=      Index Builder load library
// SET SHKTLLOAD=    ITKB load library
// SET  RESLIB=      IMS RESLIB
// SET  DBDLIB=      DBD library
// SET  RECON1=      Recon1 data set name
// SET  RECON2=      Recon2 data set name
// SET  RECON3=      Recon3 data set name
//* NOTE: The Index Builder load library and all other datasets
//*       concatenated to STEPLIB must be APF authorized.
//*****
//IIUBSCN EXEC PGM=IIUSTART
//STEPLIB DD DISP=SHR,DSN=&SIIULMOD
//          DD DISP=SHR,DSN=&RESLIB
//          DD DISP=SHR,DSN=&SHKTLLOAD
//IMS     DD DISP=SHR,DSN=&DBDLIB
//RECON1  DD DISP=SHR,DSN=&RECON1
//RECON2  DD DISP=SHR,DSN=&RECON2
//RECON3  DD DISP=SHR,DSN=&RECON3
//IIUPRINT DD SYSOUT=*
//IIUCAPT DD SYSOUT=*
//IIUSNAP DD SYSOUT=*
//IIUSOUT DD SYSOUT=*
//IIUIN   DD *
PROC     BLD_ALL,TESTDBD1
INPUT    DFSURWF1
/*
//DFSURWF1 DD DISP=SHR,DSN=MYTEST.TESTDBD1.DFSURWF1
//TESTDB1P DD DISP=SHR,DSN=MYTEST.TESTDB1.HIDAM.OSAM
//TESTDB1X DD DISP=SHR,DSN=MYTEST.TESTDB1.HIDAM.INDEX
//TESTDB1Y DD DISP=SHR,DSN=MYTEST.TSTNDX1.SECINDEX
//TESTDB2Y DD DISP=SHR,DSN=MYTEST.TSTNDX2.SECINDEX
//TESTDB3Y DD DISP=SHR,DSN=MYTEST.TSTNDX3.SECINDEX
//TESTDB4Y DD DISP=SHR,DSN=MYTEST.TSTNDX4.SECINDEX
//TESTDB5Y DD DISP=SHR,DSN=MYTEST.TSTNDX5.SECINDEX
//

```

Figure 6. Example JCL for building a secondary by index using DFSURWF1 as input

## Building secondary indexes using DFSURIDX as input

You can use IMS Index Builder to build secondary indexes using the output (normally referred to as the DFSURIDX file) from prefix resolution as input. This feature is provided for compatibility only and should not be used to improve performance. When prefix resolution is needed, IMS Index Builder should be used with the DFSURWF1 input file combined with the split function. A sort that is performed by prefix resolution is significantly slower than a parallel sort that is performed by IMS Index Builder.

### About this task

When building secondary indexes, IMS Index Builder reads data from the DFSURIDX file and loads the records into the secondary index databases in sequence, as shown in the following figure.

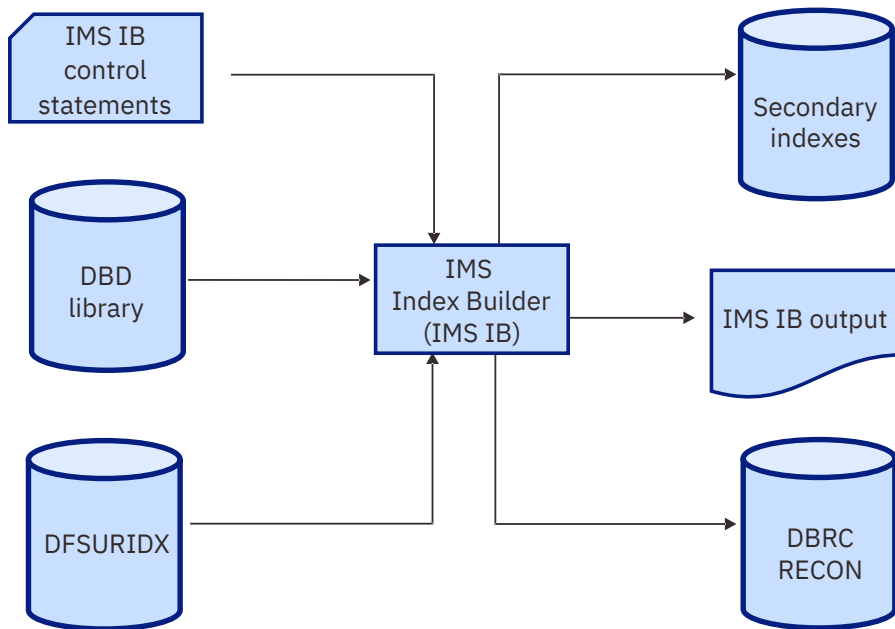


Figure 7. Building secondary indexes using DFSURIDX as input

## Procedure

To build a secondary index by using DFSURIDX as input, define the JCL using the following example:

```

//IIUBBLD JOB &SYSUID,MSGCLASS=H,REGION=33M,TIME=1339,
//          RESTART=*,CLASS=A,NOTIFY=&SYSUID
//*****
//*      BUILDING SECONDARY INDEXES USING DFSURIDX          IIUSMP04 *
//*****
//* PROVIDE VALUES FOR THE FOLLOWING VARIABLES:
// SET SIIULMOD=                INDEX BUILDER LOAD LIBRARY
// SET SHKTLOAD=                ITKB LOAD LIBRARY
// SET  RESLIB=                 IMS RESLIB
// SET  MDALIB=                 IMS MDALIB
// SET  DBDLIB=                 DBD LIBRARY
// SET  RECON1=                 RECON1 DATA SET NAME
// SET  RECON2=                 RECON2 DATA SET NAME
// SET  RECON3=                 RECON3 DATA SET NAME
//* NOTE: THE INDEX BUILDER LOAD LIBRARY AND ALL OTHER DATASETS
//*      CONCATENATED TO STEPLIB MUST BE APF AUTHORIZED.
//*****
//IIUBSCN EXEC PGM=IIUSTART
//STEPLIB DD DISP=SHR,DSN=&SIIULMOD
//          DD DISP=SHR,DSN=&SHKTLOAD
//          DD DISP=SHR,DSN=&RESLIB
//          DD DISP=SHR,DSN=&MDALIB
//IMS     DD DISP=SHR,DSN=&DBDLIB
//RECON1 DD DISP=SHR,DSN=&RECON1
//RECON2 DD DISP=SHR,DSN=&RECON2
//RECON3 DD DISP=SHR,DSN=&RECON3
//IIUPRINT DD SYSOUT=*
//IIUCAPT DD SYSOUT=*
//IIUSNAP DD SYSOUT=*
//IIUSOUT DD SYSOUT=*
//*
//IIUIN   DD *
//        PROC   BLD_SECONDARY,TESTDBD
//        INPUT  DFSURIDX,DBRC=N
//*
//DFSURIDX DD DISP=SHR,DSN=DBIMS.TESTDBD.DFSURIDX
//
  
```

Figure 8. Example JCL for building a secondary index using DFSURIDX as input

## Building partitioned secondary indexes using HPSRWFP as input

You can use IMS Index Builder to build partitioned secondary indexes (PSINDEXes) using the output from IMS High Performance Load as input. This feature improves performance by eliminating scanning of the entire target HALDB in the Index Builder job step.

### About this task

When building PSINDEXes, IMS Index Builder reads data from the WFP files that were generated by IMS High Performance Load.

### Procedure

To build partitioned secondary indexes by using HPSRWFP as input, define the JCL using the following example:

```
//IIUBBLD JOB &SYSUID,MSGCLASS=H,
// RESTART=*,CLASS=A,NOTIFY=&SYSUID
//*****
//* BUILD PSINDEX USING HPSRWFP FILE *
//*****
//* Provide values for the following variables:
// SET   SIIULMOD=  Index Builder load library
// SET   RESLIB=   IMS RESLIB
// SET   MDALIB=   IMS MDALIB
// SET   DBDLIB=   DBD library
// SET   DDEFPPDS= IDCAMS commands library
//* NOTE: The Index Builder load library and all other datasets
//* concatenated to STEPLIB must be APF authorized.
//*****
//IDXBUILD EXEC PGM=IIUSTART
//STEPLIB DD DISP=SHR,DSN=&SIIULMOD
//        DD DISP=SHR,DSN=&RESLIB
//IMS DD DISP=SHR,DSN=&DBDLIB
//IMSDALIB DD DISP=SHR,DSN=&MDALIB
//DDEFPPDS DD DISP=SHR,DSN=&DDEFPPDS
//SYSUDUMP DD SYSOUT=A
//IIUIN DD *
//        PROC BLD_SECONDARY,HMPORDP1,ALL
//        INPUT HPSRWFP,DBRC=Y
//        WFPHLQ IMSTOOLS.WORK.HMPORDP1
//        WFPDEL YES
//        MAXTASKS 2,PSORT
//
//
```

Figure 9. Example JCL for building PSINDEXes using HPSRWFP as input

### Tips:

- The DD statements for the WFP files are not needed. The data sets are allocated dynamically.
- The optional WFPDEL YES statement specifies to delete the WFP files after the indexes are loaded successfully.
- The optional MAXTASKS 2,PSORT statement improves the performance of index sort processing.
- This example job requires WFP files for all HALDB partitions. If IMS High Performance Load processes some HALDB partitions and generates WFP files only for those partitions, you must add the UPDATE option for the PROC statement as follows:

```
PROC BLD_SECONDARY,HMPORDP1,ALL,UPDATE
```

## Initializing secondary indexes

You can use IMS Index Builder to initialize the primary index, one or more secondary indexes, and the ILDS by using an empty or dummy DFSURIDX file as input.

### About this task

When you use an empty or dummy DFSURIDX file as input, the load is skipped and all data sets will be initialized and marked ready for update processing. Note that IMS Index Builder will automatically initialize the indexes if the result of rebuilding is an empty data set.

For ILDSs, you can use the control statement ILDS INITONLY. See [“ILDS control statement”](#) on page 60.

### Procedure

To initialize secondary indexes, use an empty or dummy DFSURIDX file as input, and define the JCL by using the following example:

```
//IIUBBLD JOB &SYSUID,MSGCLASS=H,REGION=33M,TIME=1339,
//          RESTART=*,CLASS=A,NOTIFY=&SYSUID
//*****
//*   INITIALIZING INDEX DATA SETS WITH IMS IB V3 R1           IIUSMP05 *
//*****
//* Provide values for the following variables:
// SET SIIULMOD=                Index Builder load library
// SET SHKTLOAD=                ITKB load library
// SET  RESLIB=                IMS RESLIB
// SET  MDALIB=                IMS MDALIB
// SET  DBDLIB=                DBD library
// SET  RECON1=                Recon1 data set name
// SET  RECON2=                Recon2 data set name
// SET  RECON3=                Recon3 data set name
//* NOTE: The Index Builder load library and all other datasets
//*   concatenated to STEPLIB must be APF authorized.
//*****
//IIUBSCN EXEC PGM=IIUSTART
//STEPLIB DD DISP=SHR,DSN=&SIIULMOD
//          DD DISP=SHR,DSN=&SHKTLOAD
//          DD DISP=SHR,DSN=&RESLIB
//          DD DISP=SHR,DSN=&MDALIB
//IMS     DD DISP=SHR,DSN=&DBDLIB
//RECON1  DD DISP=SHR,DSN=&RECON1
//RECON2  DD DISP=SHR,DSN=&RECON2
//RECON3  DD DISP=SHR,DSN=&RECON3
//IIUPRINT DD SYSOUT=*
//IIUCAPT DD SYSOUT=*
//IIUSNAP DD SYSOUT=*
//IIUSOUT DD SYSOUT=*
//IIUIN   DD *
//          PROC BLD_ALL,TESTDBH1
//          INPUT DFSURIDX,DBRC=N
//*
//DFSURIDX DD DUMMY
//
```

Figure 10. Example JCL for initializing data sets

## Reorganizing and recovering secondary indexes

If you are planning to use IMS Index Builder for standard recovery of secondary indexes, consider changing the skeletal JCL used by DBRC for recovery. Skeletal JCL execution members are stored in IMS PROCLIB, and they are generated as part of IMS generation.

### Procedure

To create JCL to recover indexes, issue the DBRC GENJCL.RECOV command.

DBRC generates the JCL based on the skeletal JCL that is stored in IMS PROCLIB and the current data in the RECON data sets.

You can also use the following IMS database tools for recovering and rebuilding indexes:

- IMS Parallel Reorganization and IMS Database Reorganization Expert integrate with IMS Index Builder to rebuild non-HALDB secondary indexes
- IMS Database Recovery Facility integrates with IMS Index Builder to rebuild indexes during recovery

## Building a HIDAM primary index

When the primary index of a HIDAM database has been broken, you can use IMS Index Builder to rebuild it by scanning the prime database or partition, if HALDB.

### About this task

If sequential scan is applicable, the primary index build is included in the secondary index step. If hierarchical scan must be applied to rebuild the secondary indexes, preliminary sequential scan of the prime database is needed to rebuild the primary index.

The indexes to be built must be either reusable or deleted/defined by IDCAMS. Because IMS Index Builder rebuilds indexes in VSAM load mode by the control interval (CI), the free space value in the DEFINE CLUSTER command must be low.

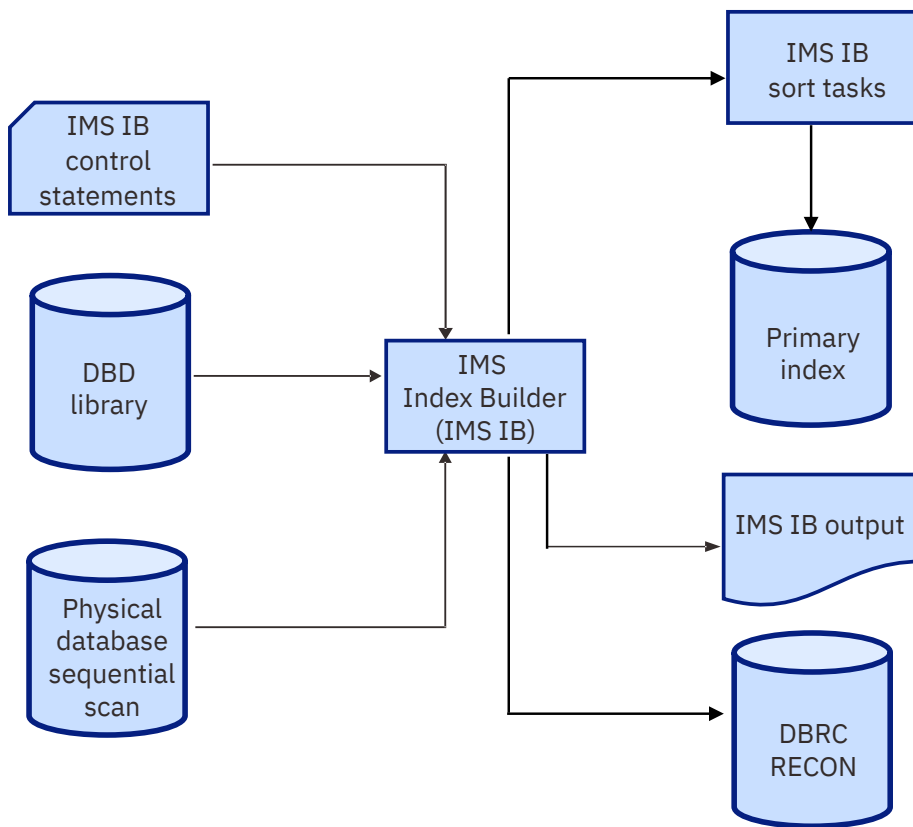


Figure 11. Building a HIDAM primary index

### Procedure

To build a HIDAM primary index, define the JCL using the following example:

```

//IIUBBLD JOB &SYSUID,MSGCLASS=H,REGION=233M,TIME=1339,
//          RESTART=*,CLASS=A,NOTIFY=&SYSUID
//*****
//* Building a HIDAM Primary Index with IMS IB V3 R1          IIUSMP06 *
//*****
//* Provide values for the following variables:
// SET SIIULMOD=          Index Builder load library
// SET SHKTLLOAD=        ITKB load library
// SET  RESLIB=          IMS RESLIB
// SET  MDALIB=          IMS MDALIB
// SET  DBDLIB=          DBD library
// SET  RECON1=          Recon1 data set name
// SET  RECON2=          Recon2 data set name
// SET  RECON3=          Recon3 data set name
//* NOTE: The Index Builder load library and all other datasets
//* concatenated to STEPLIB must be APF authorized.
//*****
//IIUBSCN EXEC PGM=IIUSTART
//STEPLIB DD DISP=SHR,DSN=&SIIULMOD
//          DD DISP=SHR,DSN=&SHKTLLOAD
//          DD DISP=SHR,DSN=&RESLIB
//          DD DISP=SHR,DSN=&MDALIB
//IMS     DD DISP=SHR,DSN=&DBDLIB
//RECON1  DD DISP=SHR,DSN=&RECON1
//RECON2  DD DISP=SHR,DSN=&RECON2
//RECON3  DD DISP=SHR,DSN=&RECON3
//IIUPRINT DD SYSOUT=*
//IIUCAPT DD SYSOUT=*
//IIUSNAP DD SYSOUT=*
//IIUSOUT DD SYSOUT=*
//IIUIN   DD *
//          PROC BLD_PRIMARY,TSTDATA
//          INPUT IBSCAN
//
//

```

Figure 12. Example JCL for building a HIDAM primary index

## Building a HIDAM primary index on an alternate primary index data set

When the primary index of a HIDAM database is intact, it can be used to build a new primary index. The new index is written to the alternate index data set, which has been previously defined.

### About this task

Because the alternate primary index and the existing index must coexist while IMS Index Builder is running, the job contains the following three steps:

- Using IDCAMS, defines the new primary index data set with the same attributes as the existing primary index but with a different name.
- Builds the new primary index using IMS Index Builder.
- Uses IDCAMS to delete the old primary index data set and invoke the ALTER command to change the data set name of the new index to the data set name of the old index.

### Procedure

1. Make sure that the alternate (new) and existing primary indexes are both cataloged in the same catalog.  
Otherwise, problems will be encountered with the ALTER command.
2. Define the JCL using the following example:

```

//IIUBBLD JOB &SYSUID,MSGCLASS=H,REGION=233M,TIME=1339,
//          RESTART=*,CLASS=A,NOTIFY=&SYSUID
//*****
//*      Building a HIDAM Primary Index on an Alternate Primary Index *
//*      Data Set with IMS IB V3 R1                               IIUSMP07 *
//*****
//* Provide values for the following variables:
// SET SIIULMOD=          Index Builder load library
// SET SHKTLOAD=          ITKB load library
// SET  RESLIB=          IMS RESLIB
// SET  MDALIB=          IMS MDALIB
// SET  DBDLIB=          DBD library
// SET  RECON1=          Recon1 data set name
// SET  RECON2=          Recon2 data set name
// SET  RECON3=          Recon3 data set name
//* NOTE: The Index Builder load library and all other datasets
//*      concatenated to STEPLIB must be APF authorized.
//*****
//*-----*
//*      Invoke IDCAMS to Create Temporary Index and Copy First Record *
//*      of Old Index                                           *
//*-----*
//DEFINE EXEC PGM=IDCAMS,COND=(0,LT)
//SYSPRINT DD SYSOUT=*
//SYSIN DD *
//DEFINE CLUSTER (NAME(MYTEST.TEST.NEWNDX0) -
//          MODEL(MYTEST.TESTDB1.HIDAM.INDEX))
//*-----*
//*      Invoke IMS IB V3 R1 to Build the Primary Index *
//*-----*
//IIUBSCN EXEC PGM=IIUSTART,COND=(0,LT)
//STEPLIB DD DISP=SHR,DSN=&SIIULMOD
//          DD DISP=SHR,DSN=&SHKTLOAD
//          DD DISP=SHR,DSN=&RESLIB
//          DD DISP=SHR,DSN=&MDALIB
//IMS DD DISP=SHR,DSN=&DBDLIB
//RECON1 DD DISP=SHR,DSN=&RECON1
//RECON2 DD DISP=SHR,DSN=&RECON2
//RECON3 DD DISP=SHR,DSN=&RECON3
//IIUPRINT DD SYSOUT=*
//IIUCAPT DD SYSOUT=*
//IIUSNAP DD SYSOUT=*
//IIUSOUT DD SYSOUT=*
//IIUIN DD *
//PROC BLD_PRIMARY,TESTDB1
//INPUT IBSCAN,DBRC=N
//OUTPUT DATOUT
//*
//TESTDB1P DD DISP=SHR,DSN=MYTEST.TESTDB1.HIDAM.OSAM
//TESTDB1X DD DISP=SHR,DSN=MYTEST.TESTDB1.HIDAM.INDEX
//DATOUT DD DISP=OLD,DSN=MYTEST.TEST.NEWNDX0
//*-----*
//*      Invoke IDCAMS to Replace The Old Index with the New One *
//*-----*
//REPLACE EXEC PGM=IDCAMS,COND=(0,LT)
//SYSPRINT DD SYSOUT=*
//SYSIN DD *
//DELETE MYTEST.TESTDB1.HIDAM.INDEX
//IF MAXCC ^= 0 THEN -
//  CANCEL
//ALTER MYTEST.TEST.NEWNDX0 -
//  NEWNAME(MYTEST.TESTDB1.HIDAM.INDEX)
//*
//

```

Figure 13. Example JCL for building a HIDAM primary index on an alternate primary index data set



## Building PHIDAM partition primary indexes

PHIDAM HALDB partition primary indexes are rebuilt the same way a HIDAM index is built for all partitions or for selected partitions.

### About this task

The DATAOUT DD statement is not applicable for HALDB, alternate primary indexes cannot be built. Sequential scan is performed by partition, and the primary indexes are loaded as soon as the partition scan completes.

### Procedure

To build a PHIDAM partition primary index, define the JCL, using the following example:

```
//IIUBBLD JOB &SYSUID,MSGCLASS=H,REGION=233M,TIME=1339,
//          RESTART=*,CLASS=A,NOTIFY=&SYSUID
//*****
//*          Building PHIDAM Partition Primary Indexes          *
//*          with IMS IB V3 R1                                IIUSMP08 *
//*****
//* Provide values for the following variables:
// SET SIIULMOD=          Index Builder load library
// SET SHKTLLOAD=        ITKB load library
// SET  RESLIB=          IMS RESLIB
// SET  MDALIB=          IMS MDALIB
// SET  DBDLIB=          DBD library
// SET  RECON1=          Recon1 data set name
// SET  RECON2=          Recon2 data set name
// SET  RECON3=          Recon3 data set name
//* NOTE: The Index Builder load library and all other datasets
//*       concatenated to STEPLIB must be APF authorized.
//*****
//IIUBSCN EXEC PGM=IIUSTART
//STEPLIB DD DISP=SHR,DSN=&SIIULMOD
//          DD DISP=SHR,DSN=&SHKTLLOAD
//          DD DISP=SHR,DSN=&RESLIB
//          DD DISP=SHR,DSN=&MDALIB
//IMS     DD DISP=SHR,DSN=&DBDLIB
//RECON1 DD DISP=SHR,DSN=&RECON1
//RECON2 DD DISP=SHR,DSN=&RECON2
//RECON3 DD DISP=SHR,DSN=&RECON3
//IIUPRINT DD SYSOUT=*
//IIUCAPT DD SYSOUT=*
//IIUSNAP DD SYSOUT=*
//IIUSOUT DD SYSOUT=*
//IIUIN   DD *
//          PROC BLD_PRIMARY,TESTDBH1
//          INPUT IBSCAN,DBRC=Y
//          PARTNAME BH1PTNA BH1PTND
//          /*
//          //
```

Figure 14. Building a PHIDAM partition primary index

## Building HALDB partition ILDS

PHIDAM HALDB partition ILDSs are rebuilt in an analogous way as building primary indexes. ILDS of all or selected partitions can be rebuilt.

### About this task

Sequential scan is performed by partition and the ILDSs are loaded as soon as the partition scan completes.

The indexes to be built must be either reusable or deleted/defined by IDCAMS. Because IMS Index Builder rebuilds indexes in VSAM load mode by the control interval (CI), the free space value in the DEFINE CLUSTER command must be low.

## Procedure

To build a HALDB partition ILDS, define the JCL using the following example.

```
//IIUBBLD JOB &SYSUID,MSGCLASS=H,REGION=233M,TIME=1339,
//          RESTART=*,CLASS=A,NOTIFY=&SYSUID
//*****
//*      Building Partition ILDS with IMS IB V3 R1      IIUSMP09 *
//*****
//* Provide values for the following variables:
// SET SIIULMOD=          Index Builder load library
// SET SHKTLLOAD=        ITKB load library
// SET  RESLIB=          IMS RESLIB
// SET  MDALIB=          IMS MDALIB
// SET  DBDLIB=          DBD library
// SET  RECON1=          Recon1 data set name
// SET  RECON2=          Recon2 data set name
// SET  RECON3=          Recon3 data set name
//* NOTE: The Index Builder load library and all other datasets
//*      concatenated to STEPLIB must be APF authorized.
//*****
//IIUBSCN EXEC PGM=IIUSTART
//STEPLIB DD DISP=SHR,DSN=&SIIULMOD
//          DD DISP=SHR,DSN=&SHKTLLOAD
//          DD DISP=SHR,DSN=&RESLIB
//          DD DISP=SHR,DSN=&MDALIB
//IMS     DD DISP=SHR,DSN=&DBDLIB
//RECON1  DD DISP=SHR,DSN=&RECON1
//RECON2  DD DISP=SHR,DSN=&RECON2
//RECON3  DD DISP=SHR,DSN=&RECON3
//IIUPRINT DD SYSOUT=*
//IIUCAPT DD SYSOUT=*
//IIUSNAP DD SYSOUT=*
//IIUSOUT DD SYSOUT=*
//IIUIN   DD *
//          PROC BLD_ILDS,TESTDBH2
//          INPUT IBSCAN,DBRC=Y
//
//
```

Figure 15. Building HALDB partition ILDS

## Building indexes and ILDSs for IMS catalog databases

IMS Index Builder treats an IMS catalog database as a PHIDAM database. Primary indexes, secondary indexes, and indirect list data sets (ILDSs) for IMS catalog databases are rebuilt the same way PHIDAM indexes are built.

### Procedure

When building IMS catalog indexes and ILDSs, the following JCL and control statement requirements might apply depending on the usage scenario:

Place the IMS Catalog Definition exit routine (DFS3CDX0) in the STEPLIB DD concatenation in the following cases:

- If the IMS catalog database partitions are defined by using the IMS Catalog Partition Definition Data Set utility (DFS3UCD0) instead of by using DBRC.
- If an IMS catalog alias name other than ALIAS=DFSC is defined.

If the IMS Catalog Partition Definition Data Set utility (DFS3UCD0) is used, specify the statements as follows:

- Specify DBRC=N on the INPUT control statement.
- If the MDA member for the HALDB partition definition data set (DFSHDBSC) is used, specify the library on the STEPLIB DD statement, not on the IMSDALIB DD statement.

## Selecting the scan method

IMS Index Builder provides a sequential scan technology for building primary, secondary, and ILDS indexes, and this sequential scan technology is used as the default scan method. However, you can change the scan method to apply the scan method that was used in IMS Index Builder 2.3.

### About this task

When you build a primary index and secondary indexes together in IMS Index Builder 2.3, the primary database was scanned twice, once by using the sequential scan method and once by using the hierarchical HPU scan method. However, in this version of IMS Index Builder, the primary database is scanned only once by using the sequential scan method, which reduces the elapsed time.

When the sequential scan method is used to build one or more secondary indexes, several sort tasks are started depending on the segment level of the index sources. The segment occurrences of the primary database are read in physical order, then the index pointers and the index keys are collected and sorted in hierarchical order. For example, when segment level of an index source is the second level of dependent segments, two sort tasks (IIUSRTV1 and IIUSRTV2) are started, and when the index target or the index source is a variable-length segment, an additional sort task (IIUSRTD0) is started.

The messages from the sort tasks are printed in the IIUSOUT data set. The following figure shows an example of the sort messages.

```
IIUSRTV1 PPP9PPP1 SEQSCAN SORT MESSAGES:          DURATION
-----84--
ICE200I 0 IDENTIFIER FROM CALLING PROGRAM IS CA12
ICE201I A RECORD TYPE IS F - DATA STARTS IN POSITION 1
ICE751I 0 C5-I40658 C6-I35397 C7-I35397 C8-I40658 C9-I35397 E5-I38877 E6-I31999 C4-I31999 E7-I40658
ICE143I 0 BLOCKSET          SORT TECHNIQUE SELECTED
ICE250I 0 VISIT http://www.ibm.com/storage/dfsor FOR DFSORT PAPERS, EXAMPLES AND MORE
ICE000I 0 - CONTROL STATEMENTS FOR 5650-ZOS, Z/OS DFSORT V2R3 - 08:03 ON TUE OCT 05, 2021 -
          SORT FIELDS=(001,010,CH,A),DYNALLOC,FILSZ=E000001000000
          RECORD TYPE=F,LENGTH=00195
          OPTION MSGDDN=IIUSRTV1,SORTDD=T009
          DEBUG ABEND
ICE193I 0 ICEAM2 INVOCATION ENVIRONMENT IN EFFECT - ICEAM2 ENVIRONMENT SELECTED
:
```

Figure 16. Sort messages in the IIUSOUT data set

These sort tasks require additional sort workspace. The sort file size of IIUSRTVx is estimated based on the sum of index records, and the estimated value is given to the SORT FILSZ option. When the VSAM data set for the index is not reused, the number of index records is estimated based on the allocation characteristics of the VSAM data set. You can override the estimated value by using the SORTFSZ control statement.

When additional sort workspace is not available, you can use the scan method that was used in IMS Index Builder 2.3.

### Procedure

Specify the MAXTASKS 2 control statement. The MAXTASKS 2 control statement specifies IMS Index Builder to use the hierarchical HPU scan method for building secondary indexes, such as in IMS Index Builder 2.3. When the MAXTASKS 2 control statement is specified, additional sort workspace is not needed.

When the IMS Index Builder job ends, you can identify the scan method that was used in the event log that is printed in the IIUSNAP data set. The following figure shows an example of the event log.

```

IIUE096M A0000777 008C0BF8 IB CONTROL FLOW EVENT 603 AT IIUSCA01 12.00.00.00
      SEQUENTIAL SERIAL SCANNER ACTIVATED

IIUE096M A0000777 006D5D08 IB CONTROL FLOW EVENT 609 AT IIUSCA12 12.00.00.00
      SEQUENTIAL SAS SCANNER ACTIVATED

IIUE096M A0000777 007A1088 IB CONTROL FLOW EVENT 623 AT IIUSCA55 12.00.00.00
      HIERARCHICAL HPU SCANNER ACTIVATED

```

Figure 17. Event log in the IIUSNAP data set

## Issuing the IMS commands automatically

By using the IMS Tools Online System Interface, IMS Index Builder can issue IMS commands (/DBD, /DBR, and /STA) automatically. The /DBD and /DBR commands prevent transactions or programs from updating the databases while the indexes are built. The /STA command restarts the databases after the indexes are built.

### About this task

When building secondary indexes, IMS Index Builder issues /DBD commands for the prime database to be scanned and /DBR commands for secondary indexes to be built. After building the indexes, IMS Index Builder issues /STA commands for the prime database and the secondary indexes.

### Procedure

To request IMS Index Builder to issue the /DBD, /DBR, and /STA commands of IMS, define the JCL using the following example:

```

//IIUBBLD JOB &SYSUID,MSGCLASS=H,REGION=33M,TIME=1339,
//          RESTART=*,CLASS=A,NOTIFY=&SYSUID
//*****
//*      BUILDING SECONDARY INDEXES AND                                *
//*      ISSUING IMS COMMANDS AUTOMATICALLY USING DFSURIDX           *
//*****
//* Provide values for the following variables:
// SET SIIULMOD=                INDEX BUILDER LOAD LIBRARY|
// SET SFOILOAD=                TOSI LOAD LIBRARY
// SET SHKTLOAD=                ITKB LOAD LIBRARY
// SET RESLIB=                  IMS RESLIB
// SET MDALIB=                  IMS MDALIB
// SET DBDLIB=                  DBD LIBRARY
//* NOTE: The Index Builder load library and all other datasets
//* concatenated to STEPLIB must be APF authorized.
//*****
//IIUBSCN EXEC PGM=IIUSTART
//STEPLIB DD DISP=SHR,DSN=&SIIULMOD
//          DD DISP=SHR,DSN=&SFOILOAD
//          DD DISP=SHR,DSN=&SHKTLOAD
//          DD DISP=SHR,DSN=&RESLIB
//IMS     DD DISP=SHR,DSN=&DBDLIB
//IMSDALIB DD DISP=SHR,DSN=&MDALIB
//*
//IIUIN   DD *
//          PROC   BLD_SECONDARY,TSTDATA
//          INPUT  IBSCAN
//          VIC    YES
//          TOSIXCFGRP GRP01
//          TOSIDBD YES
//          TOSIDBR YES
//          TOSISTA YES,ALL
//*

```

- TOSIXCFGRP GRP01 specifies the XCF group name of the IMS Tools Online System Interface. For more information, see [“TOSIXCFGRP control statement”](#) on page 71.
- TOSIDBD YES specifies to issue /DBD DB commands to the prime database to be scanned. For more information, see [“TOSIDBD control statement”](#) on page 67.

- TOSIDBR YES specifies to issue /DBR DB commands to the indexes to be built. For more information, see [“TOSIDBR control statement” on page 68](#).
- TOSISTA YES, ALL specifies to issue /STA DB commands to both the prime database and indexes after building secondary indexes. For more information, see [“TOSISTA control statement” on page 69](#).
- VIC YES specifies to issue the NOTIFY.UIC command for each index that is built. If TOSISTA YES is specified, this control statement must be specified to turn off the DBRC IC NEEDED flags. For more information, see [“VIC control statement” on page 71](#).

## Using the IMS catalog

---

IMS Index Builder can build IMS catalog databases. It can also retrieve database information from IMS catalog instead of DBD libraries.

### Building IMS catalog databases

IMS Index Builder can build primary indexes and ILDSs of catalog PHIDAM databases and partitions of catalog PSINDEX databases. Information of the IMS catalog databases can be retrieved from either the DBD library or the IMS catalog itself.

### Retrieving database information from the IMS catalog

If you enable the IMS management of ACBs, IMS Index Builder can retrieve database information from the IMS catalog. When IMS Index Builder retrieves database information from the IMS catalog, IMS Index Builder does not refer to DBD libraries.

To run IMS Index Builder in an IMS managed ACBs environment, complete the following steps:

1. Register all databases that will be processed by IMS Index Builder to the IMS catalog.
2. Enable the IMS management of ACBs by completing one of the following steps:
  - Create an IMS Catalog Definition exit routine (DFS3CDX0) which enables IMS management of ACBs.
  - Create a DFSDFxxx member in IMS.PROCLIB. This member must contain the ACBMGMT=CATALOG parameter in the <CATALOG> section.
3. Concatenate the following program libraries to the STEPLIB DD statement of IMS Index Builder JCL:
  - IMS Tools Catalog Interface of IMS Tools Base for z/OS
  - IMS Catalog Definition exit routine, if the exit is used to enable IMS managed ACBs
4. If the DFSDFxxx member is used to enable IMS managed ACBs, complete the following steps:
  - a. Specify the PROCLIB DD statement, which contains the IMS.PROCLIB data set with the DFSDFxxx member, in the IMS Index Builder JCL.
  - b. Specify the DFSDF control statement in the IIUIN data set to identify the DFSDFxxx member that IMS Index Builder uses.
5. If you want to retrieve database information from the IMS catalog staging data set, specify the DFSACBPD DD statement with the STAGING keyword.

### Restrictions for using IMS managed ACBs

IMS Index Builder does not support IMS managed ACBs if either of the following conditions is met. Use the DBD library to retrieve database information in these cases:

- Retrieving database information from an IMS catalog database that is not registered to the DBRC RECON data set.
- Building an IMS catalog database with a DBD name other than the standard names (DFSCD000 and DFSCX000).



---

## Chapter 5. JCL and input control statements

The JCL and control statements that are described in this topic are needed to run IMS Index Builder.

### Topics:

- [“IMS Index Builder JCL” on page 49](#)
- [“IMS Index Builder input control statements” on page 54](#)

---

### IMS Index Builder JCL

IMS Index Builder runs as an authorized program facility (APF) program and typically runs as a single job step.

The job step requires an EXEC statement and several DD statements. You must issue the statements in the following order:

1. EXEC statement
2. STEPLIB statement
3. Other DD statements

### EXEC statement

The EXEC statement marks the beginning of a step within a job, and specifies the name of a program or cataloged procedure to be run.

The EXEC statement must specify PGM=IIUSTART. No parameters are passed to program IIUSTART.

### DD statements

DD statements are used to identify the source of input and the placement of output information. The DD statements that are listed in this section are supported by IMS Index Builder.

#### STEPLIB DD statement

This DD statement can contain the following libraries:

- IMS Index Builder load library (Required). It must be at the top of the STEPLIB DD concatenation.
- IMS RESLIB (Required).
- IMS Tools Online System Interface load library, if you want the IMS commands issued automatically.
- IMS Tools Knowledge Base load library, if storing reports to the knowledge base is enabled.
- IMS Tools Catalog Interface load library, if you want to enable the IMS management of ACBs.
- The SGLXLOAD library of IMS Tools Base, if you want to offload eligible workloads to zIIP processors.
- Libraries that contain exit routines and IMS dynamic allocation modules (MDAs). These libraries must be present if there are any exits or dynamic allocation modules.

If the MDA library is not APF-authorized, specify the library on the IMSDALIB DD statement.

All the libraries that are specified by this statement must be authorized through the Authorized Program Facility (APF). For more information, see [“Enabling inter-region communication \(APF authorization\)” on page 22](#).

This statement is required.

## **DDEFPDS DD statement**

This DD statement provides IMS Index Builder delete and define statements for the indexes it processes. It is optional. You might want to use it to change the allocation parameters (such as the volume or space allocations) of the new index. IMS Index Builder looks for the delete and define statements for each index data set in a member with the same name as the index DD name. The member contents must be only delete and define statements.

Members for PSINDEX partitions are ignored if the UPDATE option is specified on the PROC control statement.

Define this data set as a PDS, fixed blocked with LRECL=80 and fixed-block format.

In parallel IMS Index Builder job runs, the DDEFPDS functionality might result in concurrent IDCAMS delete and define operations, and one operation typically fails.

This statement is optional.

## **DFSACBPD DD statement**

This DD statement points to the control statement data set that defines the type of the IMS catalog that IMS Index Builder refers to in an IMS managed ACBs environment. This DD statement is optional. STAGING is the only valid keyword.

When the IMS management of ACBs is enabled, by default, IMS Index Builder obtains the active database from the IMS catalog directory. To override the default behavior and obtain pending ACBs from the staging data sets in the IMS catalog, specify the keyword STAGING on this DD statement.

When the IMS management of ACBs is not enabled, this DD statement is ignored.

## **DFSCTL DD statement**

This DD statement defines a file that is used by IMS OSAM sequential buffering to define its environment.

If IMS Index Builder plans a DL/I hierarchical scan for an OSAM database and a DFSCTL DD statement is not specified, the statement is generated by IMS Index Builder.

## **DFSPARM DD statement**

The DFSPARM DD statement provides sort control options. Because you can use any compatible sort product with IMS Index Builder, you must refer to the sort product documentation to understand the sort control options that are provided by the DFSPARM DD statement.

This statement is optional.

## **DFSURIDX DD statement**

This DD statement contains output from the prefix resolution process. IMS Index Builder uses the content of the file to build one or more secondary index databases. When this file is empty or has the DUMMY attribute, all of the selected data sets that are being built will be initialized.

If the INPUT control statement specifies DFSURIDX, this statement is required.

## **DFSURWF1 DD statement**

This DD statement contains the output from the reorganization process. This file is used as input by IMS Index Builder to build one or more secondary index databases.

To use two or more files as input to the same job step, concatenate the work files that are generated by each of the reload utility job steps.

If the INPUT control statement specifies DFSURWF1, this statement is required.



## **DFSVSAMP DD statement**

This DD statement is used by IMS. If this DD statement is specified, it defines the file that contains definitions for the database I/O buffer subpools for VSAM and, if required, for OSAM. If you do not specify this DD statement, IMS Index Builder dynamically generates sufficient subpool definitions for the hierarchical scan process.

This statement is optional.

## **HPSRSIDX DD statement**

This DD statement contains the output from IMS High Performance Load that is needed to build one or more secondary indexes. It has the same format as DFSURWF1.

This statement is required if the control statement specifies HPSRSIDX.

## **HSSROPT DD statement**

Specify this statement to use IMS High Performance Unload for hierarchical scan. IMS High Performance Unload commands are supplied by the user. For more information about HSSROPT options and control statements, see the *IMS High Performance Unload User's Guide*.

This statement is optional.

## **IIUCABP DD statement**

This DD statement defines the file that is created by IMS Index Builder to specify the CAB buffering parameters that are used during the scan. IMS Index Builder creates the appropriate control statement options for CAB buffering parameters; however, you can change them by using this DD statement.

This statement is optional.

**Important:** Explicitly specifying CAB buffering parameters can impact the optimal performance of the scan, so taking the program-generated values is strongly recommended

## **IIUCAPT DD statement**

This DD statement contains the combined WTO messages from all of the address spaces that are involved in the process.

This statement replaces SYSPRINT.

This statement is optional. If not specified, this file is dynamically allocated as `//IIUCAPT DD SYSOUT=*`.

## **IIUDUMP DD statement**

This DD statement contains a dump that is generated as the result of an error. You can use this dump to diagnose the error.

This statement is optional. If not specified, this file is allocated dynamically as `//IIUDUMP DD SYSOUT=*`.

## **IIUIN DD statement**

This DD statement defines the main IMS Index Builder input file. It contains the control statements that specify which actions will occur and which options to use.

This statement is required.

### **IIUOPT DD statement**

This DD statement authorizes IMS Index Builder to select appropriate options for the IMS HP Unload feature available for hierarchical scans. The options are identical to the options for the HSSROPT DD statement, which is used in IMS HP Unload.

This DD is reserved for system use.

### **IIUSTAT DD statement**

This file contains the performance statistics resulting from the hierarchical HPU scan.

This statement is optional. If not specified, this file is dynamically allocated by IMS Index Builder as //IIUSTAT DD SYSOUT=\*.

### **IIUPRINT DD statement**

This DD statement defines the main IMS Index Builder output file. It contains the index build report and error messages, if any.

This statement is optional. If not specified, this file is allocated dynamically as //IIUPRINT DD SYSOUT=\*.

### **IIUSNAP DD statement**

This DD statement contains the critical events report and the following output:

- IMS High Performance Image Copy
- IMS High Performance Unload
- DBRC notify commands

This statement is optional. If not specified, this file is dynamically allocated as //IIUSNAP DD SYSOUT=\*.

### **IIUSOUT DD statement**

This DD statement defines a file for the sort messages and the IDCAMS messages for the delete and define statements.

This statement is optional. If not specified, this file is dynamically allocated as //IIUSOUT DD SYSOUT=\*.

### **IIUWFP $nn$ DD statement**

This DD statement is allocated by IMS Index Builder dynamically when the INPUT HPSRWFP statement is specified.

$nn$  is in the range of 00 - 99. Do not specify the DD statements in JCL.

### **IMS DD statement**

This DD statement is used to access the involved databases. The file points to one or more libraries that contain the DBDs of the physical database and its indexes.

This statement is required unless the IMS management of ACBs is enabled..

### **IMSALT DD statement**

This DD statement should be used only when creating new secondary indexes without a full reorganization of the physical database. The file must point to a library that contains the new DBDs

for the physical database and the new secondary indexes. If specified, this library is used only to load the new DBDs for its mapping function.

This statement is required if a new index is built.

### **IMSDALIB DD statement**

This DD statement contains the IMS dynamic allocation modules (MDAs).

### **OUTPUT DD statement**

If you defined an OUTPUT statement as one of your input control statements, you must specify this DD statement. The DD name that you use must match the name that you specify in the OUTPUT statement.

Use the following guidelines when you specify the OUTPUT DD statement:

- When you use the split function to read records from DFSURWF1, this DD statement points to a flat file that contains only those records in DFSURWF1 that are needed for prefix resolution. The output file must be defined with DCB=(RECFM=VB,LRECL=900).
- When you build the HIDAM primary index of a non-HALDB database, this DD statement points to the new primary index database. The output DD name must be different from the DD name that is defined in the DBD for the primary index.

**Important:** Do not use the OUTPUT DD statement when building a HALDB primary index database. Partitioned primary index databases are built by using the original index databases.

### **PROCLIB DD statement**

This DD statement points to the IMS.PROCLIB data set that contains the DFSDFxxx member to enable the IMS management of ACBs. The DFSDFxxx member must contain the ACBGMT=CATALOG parameter in the <CATALOG> section. You must also specify the DFSDF control statement in the IIUIN data set so that IMS Index Builder refers to the DFSDFxxx member.

This DD statement is required only when IMS Index Builder uses IMS managed ACBs through the DFSDFxxx member. This DD statement is not required if IMS Index Builder refers to DBD libraries or if you enable the IMS management of ACBs with the IMS Catalog Definition exit routine (DFS3CDX0).

### **RECON1, RECON2, RECON3 DD statements**

These DD statements point to the RECON1, RECON2, and RECON3 data sets.

If you want to allocate RECON data sets dynamically, do not specify these DD statements. If no RECONx DD statement is specified, RECONx data sets are dynamically allocated from the MDA members in STEPLIB or IMSDALIB.

## **Secondary index DD statements**

The DD statement for each IMS full-function secondary index or PSINDEX partition that is being built can be specified.

If a secondary index DD statement is not specified, IMS Index Builder tries to allocate the secondary index dynamically as follows:

- For a PSINDEX, IMS Index Builder extracts the information from DBRC RECON.
- For a non-partitioned index database, an IMS dynamic allocation member is required in the dynamic allocation library. If this member is not found, IMS Index Builder will stop.

## Data set group DD statements

When IMS Index Builder scans the non-partitioned primary database, the JCL DD statements for all the DSGs and the primary index (when HIDAM) can be specified.

If the DD statements are not specified, IMS Index Builder tries to allocate them dynamically. If this happens, IMS dynamic allocation members for these databases must exist in the IMS dynamic allocation library. Otherwise, IMS Index Builder will stop.

Do not specify DD statements for a partitioned primary database; allocation is done by IMS Index Builder by using the appropriate information from the DBRC RECON data set.

## IMS Index Builder input control statements

---

Input control statements are used to specify which functions IMS Index Builder will do and which options it must use.

### Input control statement rules

The input control statements override the runtime defaults that are specified in the IIURFLT parameters of the runtime parameters module.

The input control statements are located in the IIUIN file and can be specified in any order.

Adhere to the following guidelines when coding control statements:

- Only characters in positions 1 through position 72 are read by IMS Index Builder. Characters after position 72 are ignored.
- Control statements must be entered on a single line.
- An asterisk (\*) in position 1 indicates a comment line.
- Statements are composed of the following two strings, which are separated by one or more blank spaces:
  - The statement type
  - The statement parameters (a blank terminates the parameter string)
- Anything after the parameter string is considered a comment and is ignored.
- Control statements can be indented. Any leading blank spaces are ignored.
- When coding the parameter strings, no blank spaces should be embedded.

## Required control statements

IMS Index Builder has two required input control statements: the PROC control statement and the INPUT control statement. You must specify these required input control statements for each IMS Index Builder job.

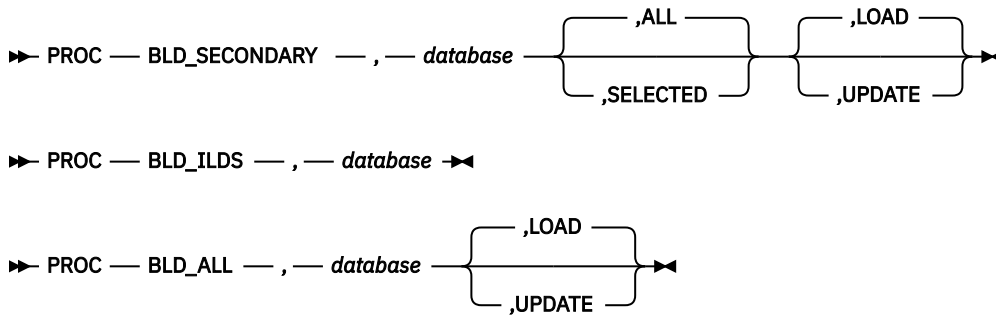
### PROC control statement

The PROC control statement specifies the type of processing to be done by IMS Index Builder.

This statement is required. If you specify PROC statements to build both a primary and a secondary index database in the same job, the statements must apply to the same database.

The following diagrams show the format of the PROC statement for specifying secondary, primary, ILDS, or all index databases (respectively).

➤ PROC — BLD\_PRIMARY — , — *database* ➤



## PROC

Specifies that this is a PROC statement.

## BLD\_PRIMARY

Specifies that the primary index of the HIDAM and PHIDAM databases must be built. You can specify only one PROC BLD\_PRIMARY statement per job.

## BLD\_SECONDARY

Specifies that secondary index databases must be built.

If you specify INPUT IBSCAN, you can specify only one PROC BLD\_SECONDARY statement per job.

If you specify INPUT DFSURWF1 or INPUT DFSURIDX, you can specify one or more PROC BLD\_SECONDARY statements per job.

## ALL

Builds all secondary indexes of the database. If you specify ALL, any INDEX statements that are associated with the database named in the PROC statement are ignored. ALL is used as the default.

If the prime database does not have secondary indexes, IMS Index Builder issues a warning message and ends the job with return code of 4.

## SELECTED

Builds the secondary indexes that are selected by the INDEX statement.

## LOAD

Builds the secondary index in load mode. IMS Index Builder builds and loads all the secondary index records. LOAD is used as the default.

## UPDATE

Updates the PSINDEX in update mode. IMS Index Builder builds and loads only the PSINDEX records that point to certain HALDB partitions.

Use this mode when HALDB partitions are selectively reorganized. The VSAM data sets of the PSINDEX must fully contain index records for all the HALDB partitions before the reorganization.

IMS Index Builder determines the target HALDB partitions from the following statements:

- If INPUT IBSCAN statement is specified, IMS Index Builder refers to the PARTNAME statement. If no PARTNAME statement is specified, IMS Index Builder processes the PSINDEX records for all the HALDB partitions.

```
PROC      BLD_SECONDARY , HMPORDP1 , ALL , UPDATE
INPUT    IBSCAN
PARTNAME HORDP1B , HORDP1C
```

- If INPUT HPSRWFP statement is specified, IMS Index Builder dynamically allocates all the WFP files for the HALDB partitions that IMS High Performance Load reloaded and processes the records found in the WFP files.

```
PROC      BLD_SECONDARY , HMPORDP1 , ALL , UPDATE
INPUT    HPSRWFP
WFPHLQ   IMSTOOLS . WORK . HMPORDP1
```

### Usage notes for update mode:

- If the DDEFPDS DD statement is specified, the IDCAMS commands for PSINDEX are not performed.
- CI or CA splits in VSAM data sets remain.
- If IMS Index Builder cannot find an index record that should be updated, IMS Index Builder inserts a new index record.

### BLD\_ILDS

Specifies that the indirect list data sets be built. You can specify only one PROC BLD\_ILDS statement per job.

### BLD\_ALL

Specifies that the primary index, secondary indexes, and ILDS be built. You can specify only one PROC BLD\_ALL statement per job. It will build only indexes appropriate to the database you specified.

The UPDATE option can be specified. This option is applied only when building PSINDEX.

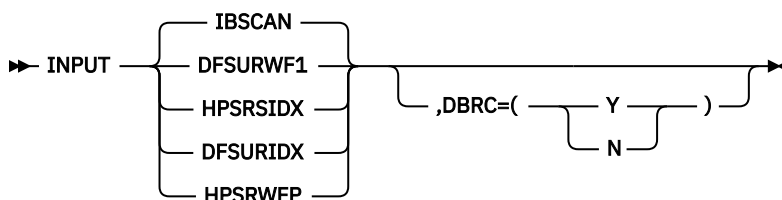
### database

Is the DBD name of the IMS physical database whose primary, secondary, or ILDS index must be built.

## INPUT control statement

The INPUT control statement specifies the type of input that is used by IMS Index Builder to build indexes.

The following diagram shows the format of the INPUT statement.



### INPUT

Specifies that this is an INPUT statement.

### IBSCAN

Specifies that a scan of the physical database is used as input. This option applies to primary and secondary indexes, and ILDS.

### DFSURWF1

Specifies that data generated by initial database load or the IMS reload utility is used as input. Input is to be read from the DFSURWF1 file.

If you specify DFSURWF1, you must also specify the PROC BLD\_SECONDARY statement.

DFSURWF1 is not applicable when building a partitioned secondary index (PSINDEX).

### HPSRSIDX

Specifies that data generated by initial database load or the IMS reload utility is used as input. Input is to be read from the HPSRSIDX file.

If you specify HPSRSIDX, you must also specify the PROC BLD\_SECONDARY statement.

HPSRSIDX is not applicable when building a partitioned secondary index (PSINDEX).

### DFSURIDX

Specifies that data generated by the IMS prefix resolution utility is used as input. Input is to be read from the DFSURIDX file.

If you specify DFSURIDX, you must also specify the PROC BLD\_SECONDARY statement.

You cannot use DFSURIDX when building a partitioned secondary index (PSINDEX) or a secondary index with non-unique keys.

### HPSRWFP

Specifies that data generated by IMS High Performance Load is used as input for building partitioned secondary indexes (PSINDEXes).

If you specify HPSRWFP, you must also specify the PROC BLD\_SECONDARY statement and the WFPHLQ control statement. If the WFP files have been produced only for selected HALDB partitions, the UPDATE option must be specified on the PROC control statement. See [“PROC control statement” on page 54](#).

### DBRC=

Specifies whether DBRC NOTIFY commands will be issued for the indexes loaded. Valid values are Y and N.

If you do not specify this parameter, the IMS default value for DBRC is used for non-HALDB. For HALDB, DBRC=Y is used. If you specify DBRC=N, no notification is issued, regardless of the database type.

#### Notes:

1. IMS Index Builder will always use DBRC for HALDB databases. If DBRC=N is specified, no notification is issued, regardless of the database type.
2. If you issue the CHANGE.DB NONRECOV NOICREQ command to each nonrecoverable index in advance, the IC NEEDED flag is not turned on even if DBRC NOTIFY command is issued by IMS Index Builder. Alternatively, you can use the VIC YES statement to turn off the IC NEEDED flag. This statement specifies whether IMS Index Builder issues the DBRC NOTIFY.UIC command.

If INPUT is not specified, the default value is IBSCAN.

## Optional control statements

Use the optional control statements of IMS Index Builder to control the behavior of an IMS Index Builder job.

### CLASS control statement

IMS Index Builder uses data sets to pass data between the sort, scan, and master address spaces. These data sets exist only for the duration of the run. By default, they are allocated with the high-level qualifier IIU.STRIPE. The CLASS control statement can be used to specify a different high-level qualifier.

►► CLASS — *qualifier* ———►  
                                  └──. %TIME ─┘

#### CLASS

Specifies that this is a CLASS statement.

#### *qualifier*

Specifies a high-level qualifier of the stripe data sets. If %TIME is not specified, the maximum length is 17 characters.

#### .%TIME

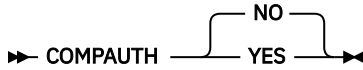
Specifies that IMS Index Builder replaces %TIME with the time when the job started in *Thhmmssst* format. For example, the high-level qualifier might be IIU.STRP.T2359599. The maximum length is 17 characters in total.

**Tip:** You can override the default value in the runtime parameters module. See the explanation of the IIURDFLT CLASS entry in [Chapter 7, “Defining runtime parameters,” on page 79](#).

## COMPAUTH control statement

The COMPAUTH control statement specifies whether the segment compression routine is called in supervisor state.

If you use an encryption exit of InfoSphere® Guardium® Data Encryption for Db2® and IMS Databases as the segment compression exit, specifying COMPAUTH YES reduces performance degradation.



### COMPAUTH

Specifies that this is a COMPAUTH statement.

### NO

The segment compression exit is called in problem state.

### YES

The segment compression exit is called in supervisor state.

If the COMPAUTH statement is not specified, NO is the default.

**Tip:** You can override the default value in the runtime parameters module. See the explanation of the IIURFLT COMPAUTH entry in [Chapter 7, “Defining runtime parameters,” on page 79](#).

## DBAUTH control statement

The DBAUTH control statement specifies whether IMS Index Builder issues the IMS DBRC authorization request for the prime database and the indexes to prevent transactions and programs from updating the database.

The following tables summarize the access intent that is requested through IMS DBRC authorization. EX indicates exclusive access, and RD indicates read access.

*Table 1. Access intent for prime database and indexes (non-HALDB)*

PROC control statement	Prime database	HIDAM primary index	Secondary index
BLD_SECONDARY	RD (see Note)	N/A	EX
BLD_PRIMARY	RD	EX	N/A
BLD_ALL	RD	EX	EX

**Note:** If DFSURWF1 or HPSRSIDX is used as the input, no request is issued for the prime database.

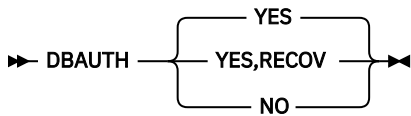
*Table 2. Access intent for prime database and indexes (HALDB)*

PROC control statement	Prime HALDB partition	PSINDEX partition
BLD_SECONDARY	RD (see Notes)	EX
BLD_PRIMARY	EX	N/A
BLD_ILDS	EX	N/A
BLD_ALL	EX	EX

### Notes:

- If HPSRWFP is used as the input, no request is issued for the prime HALDB partitions.
- If the RECOVERY NEEDED flag of the primary index or ILDS is turned on, exclusive access (EX) is requested.





**DBAUTH**

Specifies that this is a DBAUTH statement.

**YES**

IMS Index Builder issues the DBRC authorization request.

**RECOV**

IMS Index Builder issues the CHANGE.DBDS RECOV command to turn on the RECOVERY NEEDED flag to prevent access from other IMS subsystems throughout the entire process.

The DBRC authorization for the resource is released when the IMS cleanup processing ends for the IMS region. Message DFS627I indicates the end of this processing. Without the RECOV option, other IMS subsystems might access the resource after the DBRC authorization is released until the DBRC NOTIFY commands are issued. The RECOV option prevents any access during this period by turning on the RECOVERY NEEDED flag.

**Restriction:** IMS Index Builder does not issue the CHANGE.DBDS RECOV command for PSINDEX partitions whose PARTITION INIT NEEDED flag is set to YES.

**NO**

IMS Index Builder does not issue the DBRC authorization request.

If the DBAUTH statement is not specified, YES is the default.

If DBRC=N is specified on the INPUT control statement, no DBRC authorization request is issued even if DBAUTH YES is specified.

**Note:** The longest possible time that IMS Index Builder can wait for a response from DBRC is 30 minutes.

**Tip:** You can override the default value in the runtime parameters module. See the explanation of the IIURDFLT DBAUTH entry in [Chapter 7, “Defining runtime parameters,” on page 79.](#)

**DFSDF control statement**

The DFSDF control statement specifies the suffix of the DFSDFxxx member in the IMS.PROCLIB data set. The member with this suffix must exist in a data set specified in the PROCLIB DD statement. If the member contains the ACBMGMT=CATALOG parameter in the <CATALOG> section, IMS managed ACBs is enabled.

This control statement is required only when IMS Index Builder uses IMS managed ACBs through the DFSDFxxx member. This DD statement is not required if IMS Index Builder refers to DBD libraries or if you enable the IMS management of ACBs with the IMS Catalog Definition exit routine (DFS3CDX0).



**DFSDF**

Specifies that this is a DFSDF statement.

**\*NO**

IMS Index Builder does not refer to the DFSDFxxx member in the PROCLIB data set.

**suf**

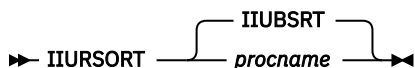
Specifies the 3-character suffix of the DFSDFxxx member in the PROCLIB data set.

**Tip:** You can override the default value in the runtime parameters module. See the explanation of the IIURDFLT DFSDF entry in [Chapter 7, “Defining runtime parameters,” on page 79.](#)

## IIURSORT control statement

The IIURSORT control statement specifies the procedure name to start SORT and SCAN subordinate address spaces. By default, the IIUBSRT procedure is used.

For more information about the procedure, see [Chapter 6, “Defining the subordinate address space procedure,”](#) on page 75.



### IIURSORT

Specifies that this is an IIURSORT statement.

### *procname*

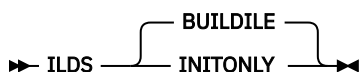
Specifies the 1- to 8-byte procedure name.

**Tip:** You can override the default value in the runtime parameters module. See the explanation of the IIURDFLT IIURSORT entry in [Chapter 7, “Defining runtime parameters,”](#) on page 79.

## ILDS control statement

The ILDS control statement specifies whether to build ILE records or to initialize the data set without building any ILE records in the ILDS build process.

This control statement can be specified with the PROC BLD\_ALL or PROC BLD\_ILDS statement for a HALDB.



### ILDS

Specifies that this is an ILDS statement.

### **BUILDILE**

Builds and loads the ILE records.

### **INITONLY**

Initializes the data set without building any ILE records.

The DBRC command to turn off the RECOVERY NEEDED flag is issued in either case.

Use the ILDS INITONLY control statement only when all the PSINDEXes are to be built after each reorganization of the target HALDB. In these cases, ILE records are not read in the HALDB self-healing pointer process.

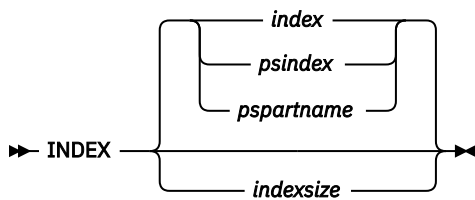
If the ILDS statement is not specified, BUILDILE is the default.

**Tip:** You can override the default value in the runtime parameters module. See the explanation of the IIURDFLT ILDS entry in [Chapter 7, “Defining runtime parameters,”](#) on page 79.

## INDEX control statement

The INDEX statement specifies the name of one or more secondary index databases to be recovered or built.

Use this statement if you specify the SELECTED keyword on the PROC BLD\_SECONDARY input control statement. If ALL is specified in a PROC BLD\_SECONDARY statement, any INDEX statement that is associated with the database that is specified in the PROC statement is ignored.



## INDEX

Specifies that this is an INDEX statement. You can specify one or more INDEX statements.

### *index, psindex*

Specifies the DBD name of the secondary index database to be built.

### *pspartname*

Specifies one or more PSINDEX partitions to be rebuilt. PSINDEX DBD names must precede the names of selected PSINDEX partitions.

### *indexsize*

Specifies the number to be used as SORTFSZ for the index database relative to the position (set by the INDEX control statements sequence) of the number if the index is deleted by IDCAMS. If the index is being reused, the current index size takes precedence. Specify 0 to indicate that the sort file size will be estimated based on IDCAMS define allocation values. It is recommended to either use *indexsize* for all selected databases or not use it at all. The number follows each database and can be specified as a parallel list to databases. The data that is entered by the INDEX statement is separated into two arrays, words and numbers. Words are matched to numbers, no match is zero.

An example of using *indexsize* is:

```
INDEX TSTINDX1, TSTINDX2, TSTINDX3
INDEX 500000, 0, 2000000
```

This input means:

- TSTINDX1 will be sorted using an estimated number of records based on its current size, unless it has been deleted, in which case an estimate of half a million records will be used.
- TSTINDX2 will be sorted using an estimated number of records based on its current size, unless it has been deleted, in which case the estimate will be based on the allocated space.
- TSTINDX3 will be sorted using an estimated number of records based on its current size, unless it has been deleted, in which case an estimate of 2 million records will be used.

## ITKBLOAD control statement

The ITKBLOAD control statement specifies the name of the load module library for IMS Tools Knowledge Base. This control statement is used only when ITKBSRVR control statement is specified.



## ITKBLOAD

Specifies that this is an ITKBLOAD statement.

### **\*NO**

The modules of IMS Tools Knowledge Base are loaded from the private library or the system library of the job. If ITKBLOAD NO is specified, IMS Index Builder applies ITKBLOAD \*NO.

### *libName*

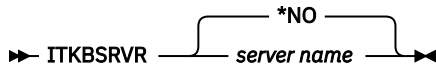
Specifies the name of the load module library for IMS Tools Knowledge Base. This library must be APF-authorized.

If the ITKBLOAD statement is not specified, \*NO is the default.

**Tip:** You can specify the library name in the runtime parameters module. See the explanation of the IIURDFLT ITKBLOAD entry in Chapter 7, “Defining runtime parameters,” on page 79.

## ITKBSRVR control statement

The ITKBSRVR control statement specifies the XCF group name of the IMS Tools Knowledge Base server where the IMS Index Builder reports are to be stored and viewed.



### ITKBSRVR

Specifies that this is an ITKBSRVR statement.

#### \*NO

IMS Index Builder does not store reports in the IMS Tools Knowledge Base Output repository. If ITKBSRVR NO is specified, IMS Index Builder applies ITKBSRVR \*NO.

#### server name

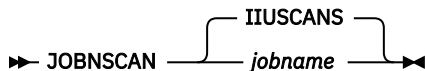
Is the 1- to 8-byte IMS Tools Knowledge Base server XCF group name where the IMS Index Builder reports are to be stored and viewed.

If the ITKBSRVR statement is not specified, \*NO is the default.

**Tip:** You can specify the library name in the runtime parameters module. See the explanation of the IIURDFLT ITKBSRVR entry in Chapter 7, “Defining runtime parameters,” on page 79.

## JOBNSCAN control statement

The JOBNSCAN control statement specifies the job name of each SCAN subordinate address space, which is started when the sequential scan method is used for HALDB partitions. By default, the IIUSCANS is used for the job name.



### JOBNSCAN

Specifies that this is a JOBNSCAN statement.

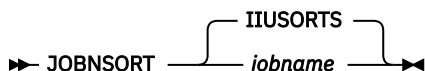
#### jobname

Specifies the 1- to 8-byte job name of each SCAN subordinate address space.

**Tip:** You can override the default value in the runtime parameters module. See the explanation of the IIURDFLT SCAN entry in Chapter 7, “Defining runtime parameters,” on page 79.

## JOBNSORT control statement

The JOBNSORT control statement specifies the job name of each SORT subordinate address space. By default, IIUSORTS is used for the job name.



### JOBNSORT

Specifies that this is a JOBNSORT statement.

#### jobname

Specifies the 1- to 8-byte job name of each SORT subordinate address space.

**Tip:** You can override the default value in the runtime parameters module. See the explanation of the IIURDFLT SORTP entry in Chapter 7, “Defining runtime parameters,” on page 79.

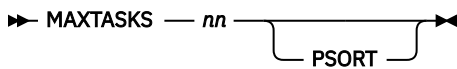
## MAXTASKS control statement

The MAXTASKS control statement is used to customize the IMS Index Builder run.

This parameter allows you to control the number of subordinate address spaces (SAS) created. When using the low values range (0, 1, 2), MAXTASKS allows you to pre-determine the scan and sort modes. In default mode, without MAXTASKS specified, IMS Index Builder will select the scan and sort modes, and create the subordinate address spaces that are needed to efficiently process your request. While default mode is generally recommended, you might want to use MAXTASKS instead of the default mode to improve efficiency, or use MAXTASKS after a failure as an alternative approach. MAXTASKS takes effect only when secondary indexes are rebuilt.

When the MAXTASKS statement is specified, IMS Index Builder creates less than or equal to the number of subordinate address spaces that are specified. Two thirds of the subordinate address spaces that are created are allocated to scan. Valid values are 0 - 36, with leading zeros. The maximum field length is 15 characters.

If MAXTASKS 0 is specified, all processing occurs in the master address space using striped sorts. If MAXTASKS 2 is specified, the hierarchical HPU scan is selected and subordinate address spaces are created for buffered sorts.



### MAXTASKS

Specifies that this is a MAXTASKS statement.

#### *nn*

Valid values are 0 - 36, with leading zeros. Do not specify MAXTASKS 1.

### PSORT

Enables the parallel sort for a PSINDEX so that the partitions are sorted in parallel. This sort type can improve the performance of building a PSINDEX by starting a buffered sort for each PSINDEX partition and by loading the index records in the E35 sort exit.

For example, if a PSINDEX has 12 partitions, and the PSORT keyword is specified, 12 buffered sorts are started for the PSINDEX.

If you specify MAXTASKS 2 PSORT, four subordinate address spaces for sort are created and three buffered sorts are started in each address space.

If you specify MAXTASKS 36 PSORT, 12 subordinate address spaces are created and a buffered sort is started in each address space.

**Restrictions:** The following restrictions apply to the parallel index sort:

- For *nn*, specify an integer value that is greater than or equal to 2.
- Do not specify partition names on the INDEX control statement.
- The SORTFSZ control statement is ignored.
- When IMS Index Builder is invoked by another utility, PSORT is ignored.

PSORT is an optional keyword.

## OUTPUT control statement

The OUTPUT control statement specifies the DD name that is used for output.

Use an OUTPUT statement when:

- Using the split function to read input from DFSURWF1. For more information about the split function, see [“Creating input for fast prefix resolution \(split function\)”](#) on page 34.
- Building a HIDAM (non-partitioned) primary index. This statement is optional. If specified, the DD statement that is referred to specifies a new data set where the primary index is loaded. If not specified, the primary index is loaded into the existing data set.

**Tip:** Do not use the OUTPUT statement when building a PHIDAM (partitioned) primary index database.

►► OUTPUT — *dd\_name* ◄◄

### OUTPUT

Specifies that this is an OUTPUT statement.

#### *dd\_name*

Is the name of the DD statement that is used for output.

To build a HIDAM primary index (INPUT IBSCAN), the DD statement must point to a VSAM KSDS data set.

To use the split function (INPUT DFSURWF1), the DD statement must point to a sequential file with DCB=(RECFM=VB,LRECL=900).

## PARTNAME control statement

The PARTNAME control statement specifies one or more HALDB (PHDAM or PHIDAM) partitions to be processed.

IMS Index Builder scans the selected partitions and builds the index records of primary index, ILDS, and PSINDEX.

To build a PSINDEX, the UPDATE option must be specified on the PROC control statement.

This statement is optional. If this statement is omitted, IMS Index Builder scans all partitions of the HALDB.

►► PARTNAME — *partname* ◄◄

### PARTNAME

Specifies that this is a PARTNAME statement. You can specify one or more PARTNAME statements. If PARTNAME is not specified, all HALDB partitions are processed.

#### *partname*

Is the 1- to 7-character name of a PHIDAM partition for which a primary index is being built. You can specify one or more names separated by a comma or a blank.

## PROGMON control statement

The PROGMON control statement specifies the interval for issuing WTO IIUB119I messages, which are messages to indicate the progress of the load process for each secondary index.

If this statement is not specified, the default value 0 is used.

►► PROGMON — *nnnnnn* ◄◄

### PROGMON

Specifies that this is a PROGMON statement.

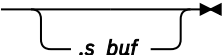
#### *nnnnnn*

Specifies the interval for issuing IIUB119I messages. The value can be in the range of 0 - 999999. For example, if you specify 1000, an IIUB119I message is issued for every 1000 loaded records. If you specify 0, IIUB119I messages are suppressed.

**Tip:** You can override the default value in the runtime parameters module. See the explanation of the IIURDFLT PROGMON entry in [Chapter 7, “Defining runtime parameters,” on page 79](#).

## SIDXBUF control statement

The SIDXBUF control statement specifies the number of buffers that are to be used in the load process for each secondary index.

►► SIDXBUF — *d\_buf* — , — *i\_buf* —  —

### SIDXBUF

Specifies that this is an SIDXBUF statement.

### *d\_buf*

Specifies the number of VSAM buffers that are to be used for the data component of the KSDS data set. The value must be an integer in the range of 1 - 255. If omitted, the default value applied is as follows:

- In load mode, the default value of 16 is used for each partition of PSINDEX.
- In update mode, a value that is equivalent to five tracks of disk space is used for each partition of PSINDEX.
- For each non-HALDB secondary index, the default value of 64 is used.

### *i\_buf*

Specifies the number of VSAM buffers that are to be used for the index component of the KSDS data set. The value must be an integer in the range of 1 - 255. For each partition of PSINDEX, the default value is 16 in load mode and 2 in update mode. For each non-HALDB secondary index, the default value is 64.

### *s\_buf*

Specifies the number of QSAM buffers for reading the SORTOUT data set of striped sort. The value must be an integer in the range of 1 - 255. The default value is 64.

**Tip:** You can override the default value in the runtime parameters module. See the explanation of the IURDFLT SIDXBUF entry in [Chapter 7, “Defining runtime parameters,”](#) on page 79.

## SORTFSZ control statement

The SORTFSZ control statement selects striped sort mode or specifies large sort volumes for sequential scan. SORTFSZ will trigger striped sort mode, the value that is entered will be used to determine the size of the sort stripes.

When writing index record to a stripe to be used as sort input file, reaching this number would cause the stripe to be closed, and a new stripe is opened to continue the process.

The SORTFSZ value is also used for stripe allocation. Values larger than 500,000 are accepted, else the default of 2000000 is used.

SORTFSZ is used in the internal sorts of the scan.

SORTFSZ also selects striped sorts when the indexes have been deleted and defined, even if they are defined as REUSE.

The number *nnnnnnnn* is never passed to sort as an estimate of the number of records in the index.

- For striped sorts, the number *nnnnnnnn* is used only to decide the size of the stripes if striped sort is selected.
- For sequential scan, the number *nnnnnnnn* is passed to sort as an estimate of the number of records in internal sort associated with the scan.

►► SORTFSZ — *nnnnnnnn* ►►

### SORTFSZ

Specifies that this is a SORTFSZ statement

**nnnnnnnnnn**

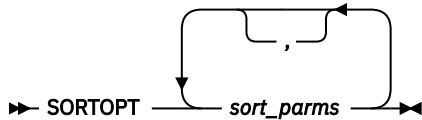
An integer in the range of 1 - 999999999.

## SORTOPT control statement

The SORTOPT statement specifies SORT parameters to be appended to the SORT OPTION statement of all the sorts that are started by an IMS Index Builder job.

The SORTOPT statement is optional.

**Tip:** To specify parameters that are longer than 33 characters, consider using the DFSPARM data set instead of using the SORTOPT statement. The DFSPARM DD statement can be specified in the IMS Index Builder JCL and the subordinate address space procedure.



### SORTOPT

Is a keyword specifying that this is SORTOPT statement. You can specify only one SORTOPT statement.

### sort\_parms

Is a string of sort option parameters that are separated by commas or blanks. The string is appended, unchanged, to the SORT OPTION statement that is generated by IMS Index Builder. The maximum length of the string is 33 characters, and the entire string must be on one line. You can use this string to specify performance options or to override installation settings. For example:

```
MAINSIZE=MAX,MOsize=MAX,DYNsPC=512
```

Do not specify any parameter that is related to record type, sort fields, or sort order.

## STRIPE control statement

The STRIPE control statement specifies the UNIT value and the volume count for allocating stripe data sets.



### STRIPE

Specifies that this is a STRIPE statement.

### UNIT=*unit*

Specifies the device type or the device group name. The default is SYSALLDA.

### VOLCNT=*nnn*

Specifies the maximum number of volumes in the range of 1 - 255. The value is used to allocate the following stripe data sets:

- Stripe data sets that contain index records when the SORTFSZ control statement is specified
- Stripe data sets that contain index records when duplicate key errors are detected

The default value is 10.

VOLCNT=1 is always used for the following stripe data sets:

- Stripe data sets that contain WTO messages of each address space
- Stripe data sets that contain SORT messages

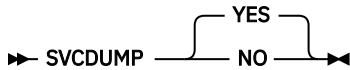


**Tip:** You can override the default value in the runtime parameters module. See the explanation of the IIURFLT STRIPE entry in [Chapter 7, “Defining runtime parameters,” on page 79.](#)

## SVCDUMP control statement

The SVCDUMP control statement specifies whether IMS Index Builder requests an SVC dump file after a system abend or a user abend.

The SVC dump file is required to analyze the inter-region communication between the master address space and subordinate address spaces.



### SVCDUMP

Specifies that this is an SVCDUMP statement.

#### YES

IMS Index Builder requests an SVC dump file.

#### NO

IMS Index Builder does not request an SVC dump file.

If the SVCDUMP statement is not specified, YES is the default.

**Tip:** You can override the default value in the runtime parameters module. See the explanation of the IIURFLT SVCDUMP entry in [Chapter 7, “Defining runtime parameters,” on page 79.](#)

## TMRWAIT control statement

The TMRWAIT control statement specifies the IIUTMRXT timeout value in seconds.

The IIUTMRXT module of IMS Index Builder tracks the progress of the process and issues a 618 event log message every 15 seconds. When no progress is observed for a certain amount of time, a 619 event log message is issued and each process is terminated forcibly.

If this statement is not specified, the default value (300 seconds) is used.

►► TMRWAIT — *nnnn* ◄◄

### TMRWAIT

Specifies that this is a TMRWAIT statement.

#### *nnnn*

Is the timeout value in seconds, in the range of 0 - 9999. If you specify 0, timeout will not occur.

#### Tips:

- If the completion code for an index is 722, IMS Index Builder might have ended due to a timeout. In this case, you can retry the job after adding this control statement to make the wait time longer.
- You can override the default value in the runtime parameters module. See the explanation of the IIURFLT TMRWAIT entry in [Chapter 7, “Defining runtime parameters,” on page 79.](#)

## TOSIDBD control statement

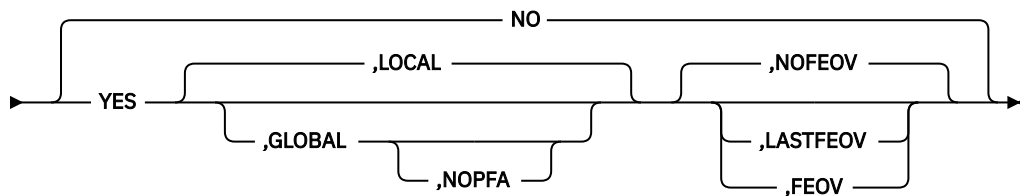
The TOSIDBD control statement issues the /DBDUMP (/DBD) command of IMS for the prime database before the scan process starts.

The /DBD command is issued only when the IBSCAN keyword is specified on the INPUT control statement. IBSCAN is the default keyword for the INPUT control statement.

**Requirement:** The command is issued by using the IMS Tools Online System Interface. To specify the TOSIDBD control statement, you must also specify the TOSIXCFGRP control statement.

If the BLD\_PRIMARY, BLD\_ILDS, or BLD\_ALL keyword is specified on the PROC control statement for a HALDB, /DBRECOVERY (/DBR) commands must be issued instead of /DBD commands. In such a case, specify the TOSIDBR control statement instead of the TOSIDBD control statement.

►► TOSIDBD ►



### TOSIDBD

Specifies that this is a TOSIDBD statement.

### NO

IMS Index Builder does not issue /DBD commands.

### YES

IMS Index Builder issues /DBD commands.

The following keywords specify the parameters that are issued with the /DBD commands.

### LOCAL

The /DBD command is issued to each IMS subsystem that belongs to the XCF group of the IMS Tools Online System Interface.

### GLOBAL

The /DBD command is issued with the GLOBAL keyword to one of the IMS subsystems that belongs to the XCF group.

### NOPFA

The NOPFA parameter is specified on all /DBD commands, which means that the Read Only flag in the RECON data set is not set.

### NOFEOV

The NOFEOV parameter is specified on all /DBD commands.

### LASTFEOV

The NOFEOV parameter is specified on all /DBD commands except for the last one.

### FEOV

The NOFEOV parameter is not specified on the /DBD commands.

For more information about the /DBD command and its parameters, see the topic "/DBDUMP command" in *IMS Commands*.

If this statement is not specified, NO is the default. If only TOSIDBD YES is specified, TOSIDBD YES, LOCAL, NOFEOV is used.

For a HALDB, the /DBD command is issued only for the HALDB master database.

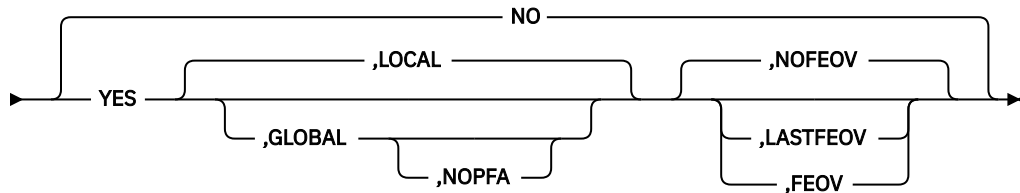
**Tip:** You can override the default value in the runtime parameters module. See the explanation of the IIURDFLT TOSIDBD entry in [Chapter 7, "Defining runtime parameters," on page 79](#).

## TOSIDBR control statement

The TOSIDBR control statement issues the /DBRECOVERY (/DBR) command of IMS for each index to be built before the build process starts.

**Requirement:** The command is issued by using the IMS Tools Online System Interface. To specify the TOSIDBR control statement, you must also specify the TOSIXCFGRP control statement.

►► TOSIDBR ►



### TOSIDBR

Specifies that this is a TOSIDBR statement.

### NO

IMS Index Builder does not issue /DBR commands.

### YES

IMS Index Builder issues /DBR commands.

The following keywords specify the parameters that are issued with the /DBR commands.

### LOCAL

The /DBR command is issued to each IMS subsystem that belongs to the XCF group of the IMS Tools Online System Interface.

### GLOBAL

The /DBR command is issued with the GLOBAL keyword to one of the IMS subsystems that belongs to the XCF group.

### NOPFA

The NOPFA parameter is specified on all /DBR commands, which means that the Prohibit Authorization flag in the RECON data set is not set.

### NOFEOV

The NOFEOV parameter is specified on all /DBR commands.

### LASTFEOV

The NOFEOV parameter is specified on all /DBR commands except for the last one.

### FEOV

The NOFEOV parameter is not specified on the /DBR commands.

For more information about the /DBR command and its parameters, see the topic "/DBRECOVERY command" in *IMS Commands*.

If this statement is not specified, NO is the default. If only TOSIDBR YES is specified, TOSIDBR YES, LOCAL, NOFEOV is used.

For a HALDB, if the BLD\_PRIMARY, BLD\_ILDS, or BLD\_ALL keyword is specified on the PROC control statement and TOSIDBR YES is specified, the /DBR command is issued for the HALDB master database. If a list of partition names is provided on the PARTNAME control statement, the /DBR command is issued for each HALDB partition in the list instead of the HALDB master database.

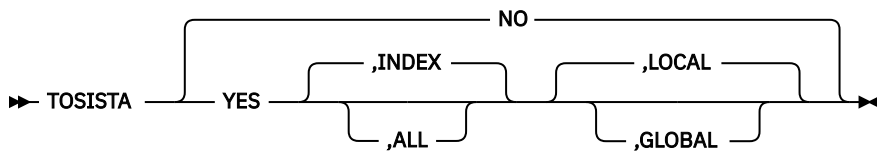
For each PSINDEX to be built, the /DBR command is issued for the PSINDEX master database. If a list of partition names is provided on the INDEX control statement, the /DBR command is issued for each PSINDEX partition in the list instead of the PSINDEX master database.

**Tip:** You can override the default value in the runtime parameters module. See the explanation of the IIURDFLT TOSIDBR entry in [Chapter 7, "Defining runtime parameters,"](#) on page 79.

## TOSISTA control statement

The TOSISTA control statement issues the /START (/STA) command of IMS for the prime database and each index after the build process.

**Requirement:** The command is issued by using the IMS Tools Online System Interface. To specify the TOSISTA control statement, you must also specify the TOSIXCFGRP control statement.



**TOSISTA**

Specifies that this is a TOSISTA statement.

**NO**

IMS Index Builder does not issue /STA commands.

**YES**

IMS Index Builder issues /STA commands.

**INDEX**

IMS Index Builder issues /STA commands only for the built indexes.

**ALL**

IMS Index Builder issues /STA commands for the prime database and the built indexes.

The following keywords specify the parameters that are issued with the /STA commands.

**LOCAL**

The /STA command is issued to each IMS subsystem that belongs to the XCF group of the IMS Tools Online System Interface.

**GLOBAL**

The /STA command is issued with the GLOBAL keyword to one of the IMS subsystems that belongs to the XCF group.

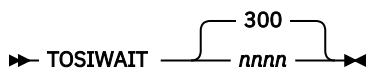
If this statement is not specified, NO is the default. If only TOSISTA YES is specified, TOSISTA YES, INDEX, LOCAL is used.

If a list of partition names is specified on the PARTNAME control statement or the INDEX control statement, the /STA commands are issued for the partitions in the list. Otherwise, the /STA command is issued for the HALDB master database or PSINDEX master database.

**Tip:** You can override the default value in the runtime parameters module. See the explanation of the IIURDFLT TOSISTA entry in [Chapter 7, “Defining runtime parameters,” on page 79.](#)

**TOSIWAIT control statement**

The TOSIWAIT control statement specifies the IMS Tools Online System Interface response timeout value.



**TOSIWAIT**

Specifies that this is a TOSIWAIT statement.

**nnnn**

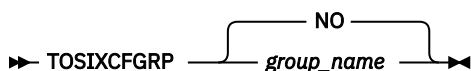
Specifies the timeout value in seconds in the range of 0 - 9999.

If this statement is not specified, 300 is the default.

**Tip:** You can override the default value in the runtime parameters module. See the explanation of the IIURDFLT TOSIWAIT entry in [Chapter 7, “Defining runtime parameters,” on page 79.](#)

## TOSIXCFGRP control statement

The TOSIXCFGRP control statement specifies the XCF group name for the IMS Tools Online System Interface.



### TOSIXCFGRP

Specifies that this is a TOSIXCFGRP statement.

### NO

The IMS Tools Online System Interface is not used.

### *group\_name*

The XCF group name that is defined by the XCFGROUP parameter in the IMS Tools Online System Interface PROCLIB member for each IMS subsystem. The name is a 1 - 5 alphanumeric character string.

If this statement is not specified, NO is the default.

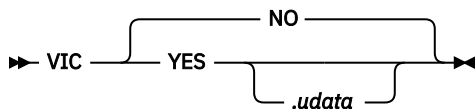
**Tip:** You can override the default value in the runtime parameters module. See the explanation of the IIURDFLT TOSIXCFGRP entry in [Chapter 7, “Defining runtime parameters,” on page 79](#).

## VIC control statement

The VIC control statement specifies whether IMS Index Builder issues the DBRC NOTIFY.UIC command to turn off the IC NEEDED flag.

The VIC control statement works with the following types of indexes:

- Primary index of HIDAM
- Secondary index of non-HALDB
- PSINDEX



### VIC

Specifies that this is a VIC statement.

### NO

IMS Index Builder does not issue the DBRC NOTIFY.UIC command.

### YES

IMS Index Builder issues the DBRC NOTIFY.UIC command.

### *udata*

Specifies the UDATA parameter of the NOTIFY.UIC command. The maximum length of the string is 64 characters.

For example, you can specify this statement in the following form:

```
VIC YES,IIU.UIC
```

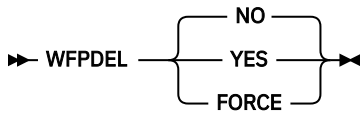
If the VIC statement is not specified, NO is the default.

**Tip:** You can override the default value in the runtime parameters module. See the explanation of the IIURDFLT VIC entry in [Chapter 7, “Defining runtime parameters,” on page 79](#).

## WFPDEL control statement

The WFPDEL control statement specifies whether IMS Index Builder deletes the WFP data sets after loading indexes.

This statement is in effect when the INPUT HPSRWFP statement is specified.



### WFPDEL

Specifies that this is a WFPDEL statement.

### NO

IMS Index Builder does not delete the WFP data sets.

### YES

IMS Index Builder deletes the WFP data sets after indexes are built successfully.

### FORCE

IMS Index Builder deletes the WFP data sets regardless of whether indexes are built successfully.

If the WFPDEL statement is not specified, NO is the default.

**Tip:** You can override the default value in the runtime parameters module. See the explanation of the IIURDFLT WFPDEL entry in [Chapter 7, “Defining runtime parameters,” on page 79](#).

## WFPHLQ control statement

The WFPHLQ control statement specifies the high-level qualifier of the WFP data sets that were generated by IMS High Performance Load.

This control statement is required when the INPUT HPSRWFP statement is specified.

➔ WFPHLQ — *hlq* ➔

### WFPHLQ

Specifies that this is a WFPHLQ statement.

### *hlq*

Specifies the high-level qualifier of the WFP data sets for input. The maximum length is 32 characters.

The data set *hlq.partition.WFP* for each HALDB partition must be generated by IMS High Performance Load in advance. IMS Index Builder allocates each data set dynamically.

**Tip:** You can override the default value in the runtime parameters module. See the explanation of the IIURDFLT WFPHLQ entry in [Chapter 7, “Defining runtime parameters,” on page 79](#).

## ZIIPMODE control statement

The ZIIPMODE control statement specifies whether IMS Index Builder offloads eligible workloads to zIIP processors.



### ZIIPMODE

Specifies that this is a ZIIPMODE statement.

### COND

Offloads eligible IBSCAN VSAM I/O workloads to zIIP processors. The following conditions must be satisfied. Otherwise, the job is run on the main CPs.

- ZIIPMODE COND statement is specified.
- The SGLXLOAD library of IMS Tools Base is specified to the STEPLIB DD.
- zIIP processors are available.
- The data sets of the prime database that IMS Index Builder scans are VSAM ESDS or OSAM LDS.

#### NEVER

Does not offload any workload to zIIP processors.

If the ZIIPMODE statement is not specified, NEVER is the default.

**Tip:** You can override the default value in the runtime parameters module. See the explanation of the IURDFLT ZIIPMODE entry in Chapter 7, “Defining runtime parameters,” on page 79.

## Control statements incompatible with IMS Index Builder 3.1

Some control statements that are supported in IMS Index Builder 2.3 are incompatible with IMS Index Builder 3.1.

The following statements are not supported by IMS Index Builder 3.1

- ALTER statement
- CATLG statement
- EXEC statement
- NDXIOBUF statement
- SORT15 statement
- SORT35 statement
- SORTID statement
- SORTOUT statement
- SORTSTAT statement

## JCL and input control statements by task summary

The JCL and input statements by task table summarizes the main input and output requirements for several tasks that you can do with IMS Index Builder.

Table 3. JCL and input statements by task

Task	DFSURWF1 DD (input)	DFSURIDX DD (input)	IMSALT DD (input)	OUTPUT DD (output)	PROC control statement value	INPUT control statement value	OUTPUT control statement
<b>Build secondary indexes by using output from a reorganization</b>	required	N/A	N/A	N/A	BLD_SECONDARY (one or more) BLD_ALL (one)	DFSURWF1	N/A
<b>Extract data needed for prefix resolution (split function)</b>	required	N/A	N/A	required	BLD_SECONDARY (one or more) BLD_ALL (one)	DFSURWF1	required
<b>Build secondary indexes by using output from prefix resolution (DFSURIDX) as input</b>	N/A	required	N/A	N/A	BLD_SECONDARY (one or more) BLD_ALL (one)	DFSURIDX	N/A

Table 3. JCL and input statements by task (continued)

Task	DFSURWF1 DD (input)	DFSURIDX DD (input)	IMSALT DD (input)	OUTPUT DD (output)	PROC control statement value	INPUT control statement value	OUTPUT control statement
<b>Build partitioned secondary indexes (PSINDEXes) by using output from the IMS HP Load utility (HPSRWFP) as input</b>	N/A	N/A	N/A	N/A	BLD_SECONDARY (one or more)	HPSRWFP	N/A
<b>Initialize empty primary and secondary indexes and ILDS</b>	N/A	required	N/A	N/A	BLD_SECONDARY BLD_PRIMARY BLD_ILDS BLD_ALL	DFSURIDX	N/A



# Chapter 6. Defining the subordinate address space procedure

IMS Index Builder can initiate multiple subordinate address spaces to perform scans, to perform sorts, and to support the API for IMS Index Builder integration with IMS Database Recovery Facility (DRF). Each subordinate address space is a started task that by default executes the subordinate address space procedure named IIUBSRT.

## About this task

Follow the procedure to define the IIUBSRT started task.

## Procedure

1. Ensure that the JCL that runs IMS Index Builder has the IMS Index Builder load library in the STEPLIB concatenation.

The master address space determines its load library's data set name from its STEPLIB. This data set name is passed in the IIUSTEPL parameter when the master address space starts the IIUBSRT procedure. This process ensures that the master and subordinate address spaces use the same software level.

2. Define the IIUBSRT started task JCL, as in the following example.

This example is also placed into SIIUPROC during the SMP/E installation.

```

//*****
//*          Standard SAS Procedure for IMS IB V3 R1          *
//*****
//IIUBSRT  PROC  IIUSTEPL=
//IEFPROC  EXEC  PGM=IIUBSCTL,REGION=233M,TIME=1439,PERFORM=60
//STEPLIB  DD    DISP=SHR,DSN=&IIUSTEPL
//IIUPRINT DD  SYSOUT=*
//SYSOUT   DD  SYSOUT=*
//SYSUDUMP DD  DUMMY
//*

```

Figure 18. Example of subordinate address space procedure (IIUBSRT)

You can add the DFSPARM DD statement to provide sort control options. Because you can use any compatible sort product with IMS Index Builder, you must refer to the sort product documentation to understand the sort control options that are provided by the DFSPARM DD statement.

The following table shows the default procedure name and the default job names for subordinate address spaces. You can override the default names by using the runtime parameters module (IIURPRMS) or by providing the names with the control statements in each IMS Index Builder job.

Table 4. Procedure name and job names for subordinate address spaces

	Default name	Override with the runtime parameters module (IIURPRMS)	Override with a control statement
Procedure name	IIUBSRT	<a href="#">“IIURSORT entry” on page 81</a>	<a href="#">“IIURSORT control statement” on page 60</a>
Job name for the sequential scan (only for HALDBs)	IIUSCANS	<a href="#">“IIURDFLT SCAN entry” on page 83</a>	<a href="#">“JOBNSCAN control statement” on page 62</a>
Job name for the index sort	IIUSORTS	<a href="#">“IIURDFLT SORTP entry” on page 83</a>	<a href="#">“JOBNSORT control statement” on page 62</a>

Table 4. Procedure name and job names for subordinate address spaces (continued)

	<b>Default name</b>	<b>Override with the runtime parameters module (IIURPRMS)</b>	<b>Override with a control statement</b>
Job name for IMS Database Recovery Facility integration	IIUAPIFC	“IIURDFLT APIP entry” on page <a href="#">81</a>	N/A

### Related concepts

#### [Defining runtime parameters](#)

The IIURPRMS module can be used to specify IMS Index Builder runtime parameters and to override defaults.

## RACF considerations

Before using the subordinate address space or stripe data sets, make sure that you have established proper security authorizations and access.

### For subordinate address spaces

The subordinate address space's user ID is obtained in two phases, as described in the following list:

1. Before the IMS Index Builder code is dispatched in the subordinate address space and has the opportunity to set its security identity, the operating system attempts to use the user ID from the profile definitions in the security system's STARTED class as the user ID for these started tasks.

If you use the IMS Index Builder default job names, you can use the following RDEFINE to specify the user ID. The STARTED class is RACLIST'ed and must be refreshed after you make updates.

```
RDEFINE STARTED IIU*.* STDATA(USER(userid))
SETROPTS RACLIST(STARTED) REFRESH
```

If you use the IIURPRMS module to override the default job names, you must define the STARTED class profiles that correspond to the installation names.

Defining the IMS Index Builder load library to the security system with UACC(READ) is recommended so that all user IDs have access to the STEPLIB. If you do not want to define UACC(READ), you must set READ access to the load library for the user ID or for the group associated with the STARTED class profile.

Improper security system definitions result in errors when opening STEPLIB during subordinate address space initialization. The subordinate address space can fail with an ABENDS913, or the master address space can terminate by issuing an IIUB050E error message with REASON=799.

2. After the IMS Index Builder code is dispatched in the subordinate address space, IMS Index Builder processing determines the user ID under which the master address space runs. The subordinate address space changes its own initial user ID to match that of the master address space. Once this change occurs, the subordinate address space runs with the same security authorities as the master.

### For stripe data sets

IMS Index Builder uses stripe data sets to pass data between its address spaces; the data includes the WTO messages, the sort messages, the index records, and the duplicate keys. The stripe data sets exist only for the duration of that particular IMS Index Builder run.

The user ID associated with the master address space requires ALTER access to these data sets. You associate ALTER access to the stripe data sets by defining an IIU.STRIPE.\* DATASET profile with UACC(ALTER). If your installation security policies do not allow UACC(ALTER), you must add each user that executes IMS Index Builder to this DATASET profile's access list with ALTER access.

By default, stripe data sets are allocated with the high-level qualifiers IIU.STRIPE. You can override this default by using the IIURDFLT CLASS setting in the IIURPRMS parameter module. However, if you override the default high-level qualifiers, you must define a DATASET profile corresponding to the installation's qualifiers.

**Related concepts**Defining runtime parameters

The IIURPRMS module can be used to specify IMS Index Builder runtime parameters and to override defaults.



---

## Chapter 7. Defining runtime parameters

The IIURPRMS module can be used to specify IMS Index Builder runtime parameters and to override defaults.

The IIURPRMS module allows the following:

- Override the default procedure name that is used to start subordinate address spaces
- Override the default job names that are used when starting subordinate address spaces
- Override the default high-level qualifier that is used for creating data sets
- Specify the name of the IMS Tools Knowledge Base server

You can use the JCL stream IIU.SIIUCNTL(IIUSMP10) as a sample when you replace the IIURPRMS module. It assembles the user-specified code and links it into the IMS Index Builder load library to replace IIURPRMS or into a separate load library to override it.

The following figure shows an example for coding the IIURPRMS module. Here, the procedure name to start subordinate address spaces is overridden, and the job names of the scan address spaces and the sort address space are overridden.

```

TITLE 'IMS INDEX BUILDER V3 R1 RUN TIME PARAMETERS MODULE'
*-----*
* Example how to code the run time parameters module IIURPRMS *
* with IMS IB V3 R1 *
* *
* IIURPRMS contains the run time library dependent IB parameters*
* It can be replaced by users in a specific run time library *
* *
* IIURPRMS is composed of 52 bytes long code lines, each *
* starting with an eight byte key word *
* Four key words are used: *
* IIURPRMS - at module start *
* IIUREND - at module end *
* IIURSORT - to define a sort procedure name other than IIUBSRT *
* IIURDFLT - to set run time defaults for IB control statements *
* *
* Corresponding IIURSORT and IIURDFLT values can be provided *
* anywhere in the remaining 44 bytes of the module code lines *
* as shown in the commented lines below *
* *
* APAR... ID PREREQ. DATE... DESCRIPTION..... *
*-----*

IIURPRMS CSECT
IIURPRMS RMODE 31
DC CL52'IIURPRMS' module start
* alternate sort procedure name
* DC CL52'IIURSORT IIUBSRT '
* run time default parameters
* DC CL52'IIURDFLT APIP IIUAPIFC'
* DC CL52'IIURDFLT CLASS IIU.STRIPE '
* DC CL52'IIURDFLT COMPAUTH NO'
* DC CL52'IIURDFLT DBAUTH YES'
* DC CL52'IIURDFLT DFSDF AAA'
* DC CL52'IIURDFLT ILDS INITONLY'
* DC CL52'IIURDFLT ITKBSRVR UTILITKB'
* DC CL104'IIURDFLT ITKBLOAD IMSTOOLS.AAAAAAAA.AAAAAAAA.AAAA-
* AAAA.SHKTLOAD'
* DC CL52'IIURDFLT MAXTASKS 02'
* DC CL52'IIURDFLT PROGMON 100000'
* DC CL52'IIURDFLT SCAN IIUSCANS'
* DC CL52'IIURDFLT SORTP IIUSORTS'
* DC CL52'IIURDFLT SIDXBUF 64,64,64'
* DC CL52'IIURDFLT SORTFSZ 2000000'
* DC CL52'IIURDFLT STRIPE UNIT=SYSALLDA,VOLCNT=10'
* DC CL52'IIURDFLT SVCDUMP YES'
* DC CL52'IIURDFLT TMRWAIT 300'
* DC CL52'IIURDFLT TOSIXCFGRP GRP01'
* DC CL52'IIURDFLT TOSIWAIT 300'
* DC CL52'IIURDFLT TOSIDBD YES,LOCAL,NOFE0V'
* DC CL52'IIURDFLT TOSIDBR YES,LOCAL,NOFE0V'
* DC CL52'IIURDFLT TOSISTA YES,ALL,LOCAL'
* DC CL52'IIURDFLT VIC YES,IIU.UIC.UDATA'
* DC CL52'IIURDFLT WFPDEL YES'
* DC CL52'IIURDFLT WFPHLQ IMSTOOLS.AAAAAAAA.WFPFILE0'
* DC CL52'IIURDFLT ZIIPMODE COND'
*
* DC CL52'IIUREND' module end
*
END IIURPRMS

```

Figure 19. Example of an IMS Index Builder runtime parameters module

The IIURPRMS module is a table.

- Each entry in this table is 52 bytes or 104 bytes
- The first entry must be IIURPRMS
- The last entry must be IIUREND
- IIURPRMS can optionally contain an IIURSORT entry
- IIURPRMS can optionally contain multiple IIURDFLT entries
- A complete definition minimally contains IIURPRMS and IIUREND entries
- The keywords IIURPRMS, IIURSORT, IIURDFLT, and IIUREND must be coded in the entry's first byte
- Blank spaces are optional following the IIURSORT and IIURDFLT keywords

The default IIURPRMS module contains only the IIURPRMS and IIUREND entries. You can add the IIURSORT entry and the IIURDFLT entries to override each default.

Subsections:

- [“IIURSORT entry” on page 81](#)
- [“IIURDFLT APIP entry” on page 81](#)
- [“IIURDFLT CLASS entry” on page 82](#)
- [“IIURDFLT COMPAUTH entry” on page 82](#)
- [“IIURDFLT DBAUTH entry” on page 82](#)
- [“IIURDFLT DFSDF entry” on page 82](#)
- [“IIURDFLT ILDS entry” on page 82](#)
- [“IIURDFLT ITKBLOAD entry” on page 82](#)
- [“IIURDFLT ITKBSRVR entry” on page 83](#)
- [“IIURDFLT MAXTASKS entry” on page 83](#)
- [“IIURDFLT PROGMON entry” on page 83](#)
- [“IIURDFLT SCAN entry” on page 83](#)
- [“IIURDFLT SIDXBUF entry” on page 83](#)
- [“IIURDFLT SORTP entry” on page 83](#)
- [“IIURDFLT SORTFSZ entry” on page 83](#)
- [“IIURDFLT STRIPE entry” on page 84](#)
- [“IIURDFLT SVCDUMP entry” on page 84](#)
- [“IIURDFLT TMRWAIT entry” on page 84](#)
- [“IIURDFLT TOSIDBD entry” on page 84](#)
- [“IIURDFLT TOSIDBR entry” on page 84](#)
- [“IIURDFLT TOSISTA entry” on page 84](#)
- [“IIURDFLT TOSIWAIT entry” on page 84](#)
- [“IIURDFLT TOSIXCFGRP entry” on page 84](#)
- [“IIURDFLT VIC entry” on page 84](#)
- [“IIURDFLT WFPDEL entry” on page 85](#)
- [“IIURDFLT WFPHLQ entry” on page 85](#)
- [“IIURDFLT ZIIPMODE entry” on page 85](#)
- [“IIURDFLT entries not supported in IMS Index Builder 3.1” on page 85](#)

## **IIURSORT entry**

By default, IMS Index Builder starts subordinate address spaces using the IIUBSRT procedure. The IIURSORT entry can be used to specify a different procedure name.

The following IIURPRMS example entry can be used to define IIUSAS as the procedure to start SORT and SCAN subordinate address spaces:

```
DC CL52 'IIURSORT IIUSAS '
```

## **IIURDFLT APIP entry**

By default, IMS Index Builder starts a subordinate address space for DRF interface using IIUAPIFC as job name. The IIURDFLT APIP entry can be used to specify a different job name.

The following IIURPRMS example entry can be used to define IIUAPI as the job name:

```
DC CL52 'IIURDFLT APIP IIUAPI '
```

## **IIURDFLT CLASS entry**

IMS Index Builder uses data sets to pass data between the sort, scan, and master address spaces. These data sets exist only for the duration of the run. By default, they are allocated with the high-level qualifier IIU.STRIPE. The IIURDFLT CLASS entry can be used to specify a different high-level qualifier. The maximum length is 17 characters.

The following IIURPRMS example entry can be used to define UTILITY.IB.STRIPE as the high-level qualifier for these data sets:

```
DC CL52 'IIURDFLT CLASS UTILITY.IB.STRIPE '
```

Here is another example:

```
DC CL52 'IIURDFLT CLASS IIU.STRP.%TIME '
```

IMS Index Builder replaces %TIME with a time stamp (*Thhmmssst*). The high-level qualifier is IIU.STRP.T2359599 and the maximum length is 17 characters. By specifying in this format, you can avoid duplicate data set names.

Notes that the user ID processing the IMS Index Builder requires RACF ALTER access for these data sets.

## **IIURDFLT COMPAUTH entry**

Use the IIURDFLT COMPAUTH entry to specify whether the segment compression exit is called in supervisor state.

For details, see [“COMPAUTH control statement” on page 58](#).

## **IIURDFLT DBAUTH entry**

Use the IIURDFLT DBAUTH entry to specify whether to issue the DBRC authorization request.

For details, see [“DBAUTH control statement” on page 58](#).

## **IIURDFLT DFSDF entry**

Use the IIURDFLT DFSDF entry to specify the 3-character suffix for the DFSDFxxx member in the PROCLIB data set.

For details, see [“DFSDF control statement” on page 59](#).

## **IIURDFLT ILDS entry**

Use the IIURDFLT ILDS entry to specify whether to build ILE records or to initialize the data set without building any ILE records.

For details, see [“ILDS control statement” on page 60](#).

## **IIURDFLT ITKBLOAD entry**

Use the IIURDFLT ITKBLOAD entry to specify the name of the load module library for IMS Tools Knowledge Base.

This entry is 104 bytes to contain a library name up to 44 characters. The following IIURPRMS example entry can be used to specify a library name.

```
DC CL104 'IIURDFLT ITKBLOAD IMSTOOLS.SHKTLLOAD '
```

For details, see [“ITKBLOAD control statement” on page 61](#).



### **IIURDFLT ITKBSRVR entry**

Use the IIURDFLT ITKBSRVR entry to specify the XCF group name of the IMS Tools Knowledge Base server where the IMS Index Builder reports are to be stored and viewed. The server name is a 1- to 8-byte value.

The following IIURPRMS example entry can be used to specify UTILITKB as the server name:

```
DC CL52 'IIURDFLT ITKBSRVR UTILITKB '
```

For details, see [“ITKBSRVR control statement” on page 62](#).

### **IIURDFLT MAXTASKS entry**

Use the IIURDFLT MAXTASKS entry to customize the IMS Index Builder run.

For details, see [“MAXTASKS control statement” on page 63](#).

### **IIURDFLT PROGMON entry**

Use the IIURDFLT PROGMON entry to specify the interval for issuing WTO IIUB119I messages, which are messages to indicate the progress of the load process for each secondary index.

For details, see [“PROGMON control statement” on page 64](#).

### **IIURDFLT SCAN entry**

When processing HALDB databases, IMS Index Builder starts scanning subordinate address spaces by using the default job name IIUSCANS. You can use the IIURDFLT SCAN entry to specify a different job name.

The following IIURPRMS example entry can be used to define IIUSCNAS as the job name for non-HALDB scan address spaces:

```
DC CL52 'IIURDFLT SCAN IIUSCNAS '
```

### **IIURDFLT SIDXBUF entry**

Use the IIURDFLT SIDXBUF entry to specify the number of buffers that are to be used in the load process of secondary indexes.

For details, see [“SIDXBUF control statement” on page 65](#).

You can also change this value by adding the SIDXBUF control statement to each job.

### **IIURDFLT SORTP entry**

By default, IMS Index Builder starts sort subordinate address spaces using IIUSORTS as a job name. The IIURDFLT SORTP entry can be used to specify a different job name.

The following IIURPRMS example entry can be used to define IIUSRTAS as the sort address space job name:

```
DC CL52 'IIURDFLT SORTP IIUSRTAS '
```

### **IIURDFLT SORTFSZ entry**

Use the IIURDFLT SORTFSZ entry to specify striped sort mode and the number of records in each sort stripe.

For details, see [“SORTFSZ control statement” on page 65](#).

You can also change this value by adding the SORTFSZ control statement to each job.

### **IIURDFLT STRIPE entry**

Use the IIURDFLT STRIPE entry to specify the UNIT value and the volume count for allocating stripe data sets.

For details, see [“STRIPE control statement” on page 66.](#)

### **IIURDFLT SVCDUMP entry**

Use the IIURDFLT SVCDUMP entry to specify whether an SVC dump file is needed.

For details, see [“SVCDUMP control statement ” on page 67.](#)

### **IIURDFLT TMRWAIT entry**

Use the IIURDFLT TMRWAIT entry to specify the IIUTMRXT timeout value in seconds. The default value is 300.

You can also change this value by adding the TMRWAIT control statement to each job.

For details, see [“TMRWAIT control statement” on page 67.](#)

### **IIURDFLT TOSIDBD entry**

Use the IIURDFLT TOSIDBD entry to specify whether the IMS /DBDUMP commands are issued automatically.

For details, see [“TOSIDBD control statement” on page 67.](#)

### **IIURDFLT TOSIDBR entry**

Use the IIURDFLT TOSIDBR entry to specify whether the IMS /DBRECOVERY commands are issued automatically.

For details, see [“TOSIDBR control statement” on page 68.](#)

### **IIURDFLT TOSISTA entry**

Use the IIURDFLT TOSISTA entry to specify whether the IMS /START DB commands are issued automatically.

For details, see [“TOSISTA control statement” on page 69.](#)

### **IIURDFLT TOSIWAIT entry**

Use the IIURDFLT TOSIWAIT entry to specify the response timeout value.

For details, see [“TOSIWAIT control statement” on page 70.](#)

### **IIURDFLT TOSIXCFGRP entry**

Use the IIURDFLT TOSIXCFGRP entry to specify the XCF group name for the IMS Tools Online System Interface.

For details, see [“TOSIXCFGRP control statement” on page 71.](#)

### **IIURDFLT VIC entry**

Use the IIURDFLT VIC entry to specify whether the DBRC NOTIFY.UIC command is needed.

For details, see [“VIC control statement” on page 71.](#)

You can also change this value by adding the VIC control statement to each job.

### **IIURDFLT WFPDEL entry**

Use the IIURDFLT WFPDEL entry to specify whether the WFP data sets are deleted after loading indexes. For details, see [“WFPDEL control statement” on page 72.](#)

### **IIURDFLT WFPHLQ entry**

Use the IIURDFLT WFPHLQ entry to specify the high-level qualifier of the WFP data sets. For details, see [“WFPHLQ control statement” on page 72.](#)

### **IIURDFLT ZIIPMODE entry**

Use the IIURDFLT ZIIPMODE entry to specify whether IMS Index Builder offloads eligible workloads to zIIP processors.

For details, see [“ZIIPMODE control statement” on page 72.](#)

### **IIURDFLT entries not supported in IMS Index Builder 3.1**

Some IIURDFLT entries that were supported in IMS Index Builder 2.3 are incompatible with IMS Index Builder 3.1. The following are not supported in IMS Index Builder 3.1:

- IIURDFLT ALTER
- IIURDFLT CATLG
- IIURDFLT DUMP
- IIURDFLT EXEC
- IIURDFLT NDXIOBUF
- IIURDFLT NOFIX
- IIURDFLT PRTRoot
- IIURDFLT SCANH
- IIURDFLT SORTE15
- IIURDFLT SORTE35
- IIURDFLT SORTOUT
- IIURDFLT SORTSTAT
- IIURDFLT STEPLIB
- IIURDFLT TRACE



---

## Chapter 8. Index records with duplicate keys

IMS Index Builder does not acknowledge key uniqueness until all records of a target index are sorted and until index load is initiated. Before loading a record, IMS Index Builder checks for key duplication.

If the index is defined with unique keys and one or more duplicate keys are encountered, the completion code for the index is A30 and the completion messages show the count of the loaded records and the count of the records that are not loaded due to key duplication. The records with duplicate keys are stored in the stripes with LLQ "DUPLKEYS". If DBRC is active, a DBRC NOTIFY REORG is not done.

The DUPLKEYS stripe can be used for control purposes and subsequent record processing, and will be retained after the job ends.



---

## Part 3. Troubleshooting

IMS Index Builder provides resources that can be used to help you troubleshoot and diagnose IMS Index Builder problems.

**Topics:**

- [Chapter 9, “Gathering diagnostic information,” on page 91](#)
- [Chapter 10, “IMS Index Builder output and control flow,” on page 93](#)
- [Chapter 11, “IMS Index Builder reason codes,” on page 95](#)
- [Chapter 12, “IMS Index Builder messages,” on page 125](#)
- [Chapter 13, “IMS Index Builder abend codes,” on page 149](#)
- [Chapter 14, “Diagnostics Aid,” on page 151](#)





---

## Chapter 9. Gathering diagnostic information

You can use the diagnostic documentation guidelines for gathering proper diagnostic documentation when reporting a problem with IMS Index Builder to IBM Software Support.

### Procedure

Provide the following information for every IMS Index Builder problem:

- Problem description
- Product release number and the number of the last PTF (program temporary fix) that was installed
- The IMS release number

Additional documentation is also required for various incident types. In general, gather the suggested documentation for the following incident types:

- When IMS Index Builder ran successfully, but appears to have processed incorrectly
  - The entire job output
  - The IIUDUMP dump output
  - Any documentation supporting the incorrect processing
  - The DBD source
  - The Diagnostics Aid (IIUUDIAG) report
- When an IMS Index Builder job abends
  - The entire failing job output
  - The SYSUDUMP dump output
  - The SVC dump output to analyze the inter-region communication between the master address space and subordinate address spaces
  - The DBD source
  - The Diagnostics Aid (IIUUDIAG) report

### Related information

#### Diagnostics Aid

If you have a problem that you think is not a user error, use the Diagnostics Aid to collect the necessary information before you contact IBM Software Support.



---

# Chapter 10. IMS Index Builder output and control flow

This section describes the IMS Index Builder output file and control flow events.

## Topics:

- [“IMS Index Builder output files” on page 93](#)
- [“Control flow events reported on IIUSNAP” on page 93](#)

---

## IMS Index Builder output files

IMS Index Builder has a main output file and, depending on the type of processing, up to three additional output files.

### Main report file

File IIUPRINT is the main output file. It is formatted so as to be easily browsed on a 3278 type terminal.

In the file, every message starts with an ID in the form:

```
IIUBnnnt
```

Where:

- *nnn* is a 3-digit decimal number
- *t* is a character that can be I for information, W for warning, or E for error

IMS Index Builder prints the following information in file IIUPRINT:

- Processing options that you selected
- Layout of the indexes to be built
- Content of file DFSVSAMP when scan is used on the physical database and DFSVSAMP is not provided by you
- The number of scanned segments that are in the prime database
- The number of records for indexes that were successfully built
- Diagnostic information for indexes that could not be built

### Sort output file

The output from each sort is printed in the file that is specified by the IIUSOUT DD statement.

When sort problems are encountered, inspect the IIUSOUT data set.

### Process events output file

File IIUSNAP is used to snap out time-sequenced Index Builder starting and stopping messages.

Under IMS Database Recovery Facility, IIUCAPT is the process events output file.

---

## Control flow events reported on IIUSNAP

IMS Index Builder records major processing events. You can monitor the progress of processing so that you are aware of the type of processing that IMS Index Builder has selected. In some cases, information about processing events can be used to perform diagnostic functions.

The processing events that IMS Index Builder records are shown in the following list:

601	SCAN PROCESS INITIALIZATION IN PROGRESS	620	SORT DRIVER STRIPING
602	SORT PROCESS INITIALIZATION IN PROGRESS	621	INDEX BUILD PLAN PROCESSOR LISTENING
603	SEQUENTIAL SERIAL SCANNER READY	622	SAS TERMINATION CHECK OUT
604	SAS SORT SERVER READY	623	HIERARCHICAL HPU SCANNER READY
605	SAS SORT BROKER READY	624	ALL SAS TERMINATED
606	MESSAGE RELEASER TERMINATED	625	DFSURWF1/HPSRSIDX MAS READER READY
607	MESSENGER LISTENING	626	DFSURIDX DIRECT INDEX LOADER READY
608	SORT DRIVER READY	627	BUILD PLAN NOT COMPLETE
609	SAS PRIME DB SCANNER READY	628	DFSURWF1/HPSRSIDX SAS TWIN READY
610	INITIALIZER LISTENING	629	PARA STRIPED SORT SERVER READY
611	SAS SORT BROKER PROCESSING INDEX STRIPE	633	SAS TERMINATION COMPLETED
612	EXTENDER LISTENING	635	INDEX STRIPE CREATOR READY
613	HIERARCHICAL DLI SCANNER READY	636	SEQUENTIAL SERIAL SCANNER TWINNING
614	INDEX BUILD PLANNER STARTED	637	INDEX BUFFER RELEASER TERMINATED
615	PLANNING PROCESS INITIATED	638	MAS DATA BUFFER RELEASER TERMINATED
616	BUILD PLAN ENQUEUE TO CREATE	639	SAS DATA BUFFER RELEASER TERMINATED
617	INDEX BUILD PLANNER ENDED		
618	SCAN IN PROGRESS		
619	SORT IN PROGRESS		

---

## Chapter 11. IMS Index Builder reason codes

A reason code is a return code that describes the reason for the failure or partial success of an attempted operation. IMS Index Builder generates reason codes to help you troubleshoot and diagnose IMS Index Builder problems.

### Topics:

- [“IMS Index Builder return codes and error handling” on page 95](#)
- [“IMS Index Builder initialization phase primary reason codes” on page 96](#)
- [“IMS Index Builder initialization phase secondary reason codes” on page 101](#)
- [“IMS Index Builder control flow event codes” on page 103](#)
- [“IMS Index Builder processing phase failure reason codes” on page 108](#)
- [“IMS Index Builder verification phase failure reason codes” on page 123](#)

---

## IMS Index Builder return codes and error handling

IMS Index Builder generates return codes to indicate the success or failure of a routine. You can use these return codes to influence the execution of succeeding instructions or programs.

IMS Index Builder issues the following return codes.

---

*Table 5. Return codes issued by IMS Index Builder*

Return code	Meaning
0	IMS Index Builder completed normally, and all indexes were built successfully.
4	IMS Index Builder built all indexes that were requested and found nothing to rebuild.
8	IMS Index Builder built some indexes successfully, but one or more indexes could not be built.
12	IMS Index Builder could not build any indexes.
16	IMS Index Builder could not build any indexes. Either an input, JCL, system, or feature error was encountered.
20	The prime database is not available for scan. No indexes were built.

In general, a return code higher than 4 indicates that IMS Index Builder encountered an error for at least one index that is being built.

Two types of errors can be encountered. The first type prevents all indexes from being built. The second type prevents a particular index from being built.

### Errors that prevent building all indexes

Errors that prevent all indexes from being built include:

- Input errors, for example, an invalid control statement in the input file IIUIN
- DBD errors, for example, if an index is not defined in the physical database DBD
- JCL errors, for example, if a required DD name is missing
- System errors, for example, an I/O error when reading input control statements
- IBSCAN errors, for example, if the scan returned a bad status code when scanning the physical database

- Any index-related error that was detected when the index databases are being opened

## Errors that prevent building one or more indexes

When IMS Index Builder encounters an index-related error after successfully opening all indexes for output, it stops processing that index.

Some indexes might already be successfully loaded when the error occurs. Check the output in IIUPRINT to determine which, if any, indexes were built.

The following errors are index-related errors:

- Reading an invalid index-related record from file DFSURWF1 or DFSURIDX
- Failing to load an index record
- Receiving a nonzero return code from the sort task that is associated with an index database

## External product error messages

IMS Index Builder calls IMS Tools Knowledge Base and High Performance Unload. These applications place their error messages on the SYSOUT data set. The WTOs for these applications are captured on the IIUCAPT data set.

## IMS Index Builder initialization phase primary reason codes

The following primary reason codes are issued by the Index Builder initialization subsystem and are reported in message IIUB100E.

---

**064**

### Explanation

Unsupported IMS version.

### User response

IMS 15.2 must be the lowest IMS version installed.

---

**100**

### Explanation

Unsupported IMS version.

### User response

IMS 15.2 must be the lowest IMS version installed.

---

**101**                      **LOAD MODULE FAILURE**

### Explanation

The initialization module IIUBINIT or IIUSINxx could not load a load module while processing the pre-load list.

### User response

Check the STEPLIB concatenation for load module data sets containing all Index Builder modules.

---

**102**

**IIUIN PARSING ERROR**

### Explanation

Control statements that are provided by IIUIN or by the runtime parameters module are in error.

### User response

The statement that caused the error is displayed in the Index Builder output report. Correct the error and rerun the job. If the statement that caused the error is not identified, contact IBM Software Support.

---

**103**

**IIUIN VALIDATION ERROR**

### Explanation

Invalid parameters were entered for control statements provided by IIUIN or the runtime parameters module.

### User response

The statement that caused the error is displayed in the Index Builder output report. Correct the error and rerun the job. If the statement that caused the error is not identified, contact IBM Software Support.

---

**104**

**STANDARD DATA SETS  
ALLOCATION ERROR**

## Explanation

Required data sets could not be allocated during initialization.

## User response

Check for MVS messages. If the problem persists, contact IBM Software Support.

---

**105 DBRC OVERRIDE NOT PERMITTED**

## Explanation

The DBRC parameter value in the INPUT control statement (Y/N) cannot override DBRC system settings.

## User response

Check the DBRC system settings, change the Index Builder control statement accordingly, and rerun the job. If the DBRC requirements cannot be satisfied, contact IBM Software Support.

---

**106 OBTAIN RECON1 DSNAME FAILURE**

## Explanation

The RECON1 data set is not provided through the DD statement.

## User response

Ensure that the RECON1 DD statement is specified correctly.

---

**107 SAS GLOBAL BLOCK ALLOCATION FAILURE**

## Explanation

IPR or DRF integration required storage could not be obtained during SAS initiation.

## User response

Contact IBM Software Support.

---

**109 PRIMARY INDEX OR ILDS NONEMPTY AND NOT REUSABLE**

## Explanation

IDCAMS processing fails for one or more data sets to be rebuilt. IIUBE053E lines denote the data sets in error. Initialization is terminated with RC=16 (X'10').

## User response

Analyze error messages for the data set causing the error. This data set might require IDCAMS processing to correct the situation.

---

**110 UNABLE TO OPEN IIUIN DATA SET**

## Explanation

Unable to open IIUIN data set.

## User response

Check the IIUIN DD statement in the Index Builder JCL deck. Look for MVS messages. If the IIUIN data set is defined correctly, contact IBM Software Support.

---

**111 UNABLE TO OPEN IIUPRINT DATA SET**

## Explanation

Unable to open IIUPRINT data set.

## User response

Check the IIUPRINT DD statement in the Index Builder JCL deck. Look for accompanying MVS messages. If the IIUPRINT data set was defined correctly, contact IBM Software Support.

---

**112 "OUTPUT" DD STATEMENT MISSING**

## Explanation

The OUTPUT control statement was used with PROC BLD\_PRIMARY and no matching DD statement was provided.

## User response

Provide a DD statement to match the OUTPUT statement parameter or remove the OUTPUT control statement and rerun the job. If the problem persists, contact IBM Software Support.

---

**113 UNABLE TO OPEN IIUSOUT DATA SET**

## Explanation

The SORTOUT DD statement that was specified or that was allocated by Index Builder could not be opened.

## User response

Check the IIUSOUT definition, look for accompanying MVS messages, or remove the SORTOUT control

statement. If the problem persists, contact IBM Software Support.

---

**114 UNABLE TO ALLOCATE HPSRWFP DATA SET**

**Explanation**

Failed to allocate the HPSRWFP data set.

**User response**

Locate the IIUB062I message, which shows the return code and the reason code.

---

**115 UNABLE TO ALLOCATE INDEX DBD NAME LIST**

**Explanation**

Storage allocation failed.

**User response**

Look for accompanying MVS messages. If the problem persists, contact IBM Software Support.

---

**116 UNABLE TO ALLOCATE PART NAME LIST**

**Explanation**

Storage allocation failed.

**User response**

Look for accompanying MVS messages. If the problem persists, contact IBM Software Support.

---

**117 UNABLE TO ALLOCATE DB ANCHOR LIST**

**Explanation**

Storage allocation failed.

**User response**

Look for accompanying MVS messages. If the problem persists, contact IBM Software Support.

---

**118 PRIME DATA BASE SCAN NOT REQUESTED**

**Explanation**

According to the input control statement provided, no database scan is required. Thus, MAXTASKS values 1 and 2 are meaningless.

**User response**

The MAXTASKS control statement is ignored.

---

**119 BUILD SECONDARY NOT REQUESTED**

**Explanation**

According to the procedure control statement provided, build secondary is not required. Thus, MAXTASKS is meaningless.

**User response**

The MAXTASKS control statement is ignored.

---

**120 PRIME DATABASE DBD PROCESSING ERROR**

**Explanation**

A prime database DBD processing error occurred.

**User response**

Verify that the DBD entered in the PROC control statement is the correct prime DBD, and that it, and all index DBDs referred, are contained in the DBD library that is defined by the IMS DD statement. Check that no DBD names are overridden by concatenation. If the problem persists, contact IBM Software Support.

---

**121 TARGET DATABASE DBD PROCESSING ERROR**

**Explanation**

A target database DBD processing error occurred.

**User response**

Verify that the DBD entered in the PROC control statement is the correct prime DBD, and that it, and all index DBDs referred, are contained in the DBD library that is defined by the IMS DD statement. Check that no DBD names are overridden by concatenation. If the problem persists, contact IBM Software Support.

---

**122 PRIME DATA BASE HAS NO SECONDARY INDEXES**

**Explanation**

A secondary build was requested for a database without secondary indexes. Thus, MAXTASKS is meaningless.



### User response

The MAXTASKS control statement is ignored.

---

**123**                    **UNABLE TO OPEN HPSRWFP DATA SET**

### Explanation

Failed to open the HPSRWFP data set.

### User response

Ensure that the data set was generated correctly.

---

**124**                    **HPU OPTION DATA SET PROCESS FAILURE**

### Explanation

IIUOPT or HSSROPT data sets are in error.

### User response

Check for additional MVS messages. If the problem persists, contact IBM Software Support.

---

**125**                    **DFSVSAMP DATA SET GENERATION FAILURE**

### Explanation

If DFSVSAMP is not provided by the Index Builder JCL deck or by MDA, Index Builder generates it.

### User response

Look for accompanying MVS messages or provide DFSVSAMP. If the problem persists, contact IBM Software Support.

---

**126**                    **DFSCTL DATA SET GENERATION FAILURE**

### Explanation

The data set was not provided by the user and IMS Index Builder failed to generate it.

### User response

Check for additional MVS messages. If the problem persists, contact IBM Software Support.

---

**127**                    **HPSRWFP DATA SET PROCESS FAILURE**

### Explanation

Failed to read the HPSRWFP data set.

### User response

Ensure that the data set was generated correctly.

---

**129**                    **PROCESSING MODE INCOMPATIBLE WITH OLR**

### Explanation

IMS Index Builder is not initiated from STEPLIB. This processing mode is not applicable when OLR is ended.

### User response

Complete OLR, or run IMS Index Builder from STEPLIB.

---

**130**                    **PRIME DATA BASE AUTHORIZED**

### Explanation

DBRC processing of the database shows that there are active subsystems.

### User response

Run LIST.SUBSYS to obtain the subsystem names, then stop the active subsystems.

---

**131**                    **DBRC API FAILURE**

### Explanation

An error occurred in the IMS DBRC API call.

### User response

See message "IIUB063E" on page 135.

---

**135**                    **DATABASE ALLOCATION FAILURE**

### Explanation

Required database could not be allocated.

### User response

Check for additional MVS messages. If the problem persists, contact IBM Software Support.

---

**137**                    **UNABLE TO OBTAIN HALDB PARTITION DEFINITIONS**

### Explanation

IMS Index Builder failed to obtain HALDB partition definitions from the DBRC RECON data sets.

## User response

Check if the database and partitions are registered to the RECON data sets and that the DD statements for the RECON data sets are specified in the IMS Index Builder JCL.

---

**139 DFSVSAMP/DFSCCTL DEFINE FAILURE**

## Explanation

Standard IMS data sets were not provided by the user and could not be defined by IMS Index Builder.

## User response

Check for additional MVS messages. If the problem persists, contact IBM Software Support.

---

**140 DISPLAY DATABASE ATTRIBUTES FAILURE**

## Explanation

Processed database attributes are displayed in the Index Builder report.

## User response

Look for previous messages that might explain the error and take the appropriate actions. Contact IBM Software Support with appropriate diagnostic documentation.

---

**141 DATABASE DATA SETS ALLOCATION FAILURE**

## Explanation

Required data sets could not be allocated.

## User response

Check for additional MVS messages. If the problem persists, contact IBM Software Support.

---

**142 UNABLE TO ALLOCATE SEGMENT STAT ARRAY**

## Explanation

Storage allocation failed.

## User response

Look for accompanying MVS messages. If the problem persists, contact IBM Software Support.

---

**143 UNABLE TO ALLOCATE AMODE 24 AREA**

## Explanation

Storage allocation failed.

## User response

Look for accompanying MVS messages. If the problem persists, contact IBM Software Support.

---

**150 ALESERV STOKEN FAILURE**

## Explanation

Inter-region communication could not be established.

## User response

Look for additional messages. Contact IBM Software Support with appropriate diagnostic documentation.

---

**152 LOCASCB STOKEN FAILURE**

## Explanation

Inter-region communication could not be established.

## User response

Look for additional messages. Contact IBM Software Support with appropriate diagnostic documentation.

---

**153 IMS BATCH REGION FAILED**

## Explanation

The attach task failed without processing.

## User response

Review the preceding messages to determine the cause. If the cause cannot be determined, contact IBM Software Support.

---

**154 SYNC WITH IMS BATCH REGION FAILURE**

## Explanation

Timeout occurred while waiting for the completion of the initialization process in the IMS Batch region. The maximum wait time is 30 minutes.

## User response

Performance might degrade. Wait a while and rerun the job.

---

**190**                    **IB BUFFER MANAGER INIT FAILURE**

---

**Explanation**

The cause of this failure was most likely an IMS Index Builder internal error.

**User response**

Look for additional messages. Contact IBM Software Support with appropriate diagnostic documentation.

---

**191**                    **SERVICE TASK ATTACH FAILED**

---

**Explanation**

Parallel scan subordinate address space files initialization service module attach failed.

**User response**

Check the STEPLIB concatenation for complete Index Builder load module data sets, look for additional messages, review the MVS log. Contact IBM Software Support with appropriate diagnostic documentation.

---

**192**                    **INDEX BUILDER DATA BUFFER ENQUEUE FAILURE**

---

**Explanation**

The buffer pool might be corrupted, or the receive queue might be not initiated.

**User response**

The code assists with the problem determination.

---

**193**                    **SCANNER QUEUE INITIATION FAILURE**

---

**Explanation**

Sequential scan send queue could not be initiated.

**User response**

The code assists with the problem determination.

---

**194**                    **SCANNER INITIATION FAILURE**

---

**Explanation**

The scan initiation module returned non-zero code.

**User response**

The code assists with the problem determination.

---

## IMS Index Builder initialization phase secondary reason codes

---

The following secondary reason codes are issued by the IMS Index Builder initialization subsystem and are reported in message IIUB100E.

---

**301**                    **INVALID DBD PROCESS FUNCTION CODE**

---

**Explanation**

The code assists with the problem determination. Internal error. IIUBDBD was called with an invalid function code.

---

**302**                    **DYNAMIC ALLOCATION FAILURE**

---

**Explanation**

The code assists with the problem determination. Internal error. DBD library could not be dynamically allocated.

---

**303**                    **OPEN DBD LIBRARY FAILURE**

---

**Explanation**

The code assists with the problem determination. Internal error. DBD library could be not opened. MVS log might contain additional messages.

---

**304**                    **BUILD DYNAMIC PSB FAILURE**

---

**Explanation**

The code assists with the problem determination. Internal error. The dynamic PSB could not be built.

---

**305**                    **UNABLE TO LOAD TARGET DBD**

---

**Explanation**

The code assists with the problem determination. Internal error. DBD load failed from DBD library.

---

**306**                    **LOADED DBD HAS INCORRECT NAME**

---

**Explanation**

The loaded member is not in the correct DBD format. It might be an MDA member with the DBD name. The possible reasons are:

- The MDA library contains a reusable member with the DBD name.

- The MDA member with the DBD name is placed in the IMS Index Builder load library.

### User response

Ensure that the DBD library and the MDA library are correct.

---

#### 307 INVALID DBD ORGANIZATION

### Explanation

The code assists with the problem determination. Internal error. The DBD organization flags in the DBD do not show HISAM, HDAM, HIDAM, or index organization.

---

#### 308 INVALID DBD STRUCTURE

### Explanation

The code assists with the problem determination. Internal error. The DBD named by the BLD\_ statement does not have external DBD.

---

#### 309 EXT DB REFERENCE FAILURE

### Explanation

The code assists with the problem determination. An externally referenced DBD could not be correctly processed. A secondary index build was requested, but no secondary index is defined in the DBD of the prime database.

---

#### 310 DB CHARACTERISTICS FAILURE

### Explanation

The code assists with the problem determination. Internal error. DBD characteristics such as segments and fields could not be correctly processed for the prime database or for some of the externally referenced databases.

---

#### 311 OBTAIN DB DS NAMES FAILURE

### Explanation

The code assists with the problem determination. Internal error. The DBD data set name(s) of either the prime database or some of the externally referenced databases could not be obtained through dynamic allocation by DDN obtained from the DBD.

---

#### 312 BUILD SEC INDEX STR FAILURE

### Explanation

The code assists with the problem determination. Internal error. The control block for a secondary index could not be correctly built due to controversial database characteristics obtained by DBD analysis.

---

#### 313 UNSUPPORTED INDEX TYPE

### Explanation

One or more indexes to be built are of an unsupported type. See “IMS Index Builder restrictions” on page 17 for index types that are not supported.

---

#### 314 IMS TOOLS CATALOG INTERFACE ERROR

### Explanation

The IMS Tools Catalog Interface returned an error. See message IIUB125E for details.

---

#### 315 UNREFERENCED INDEXES

### Explanation

The code assists with the problem determination. Index DBD entered by the INDEX or PSINDEX partition entered by the PARTNAME statement could not be located by the DBD analysis.

---

#### 318 BUILD DYNAMIC PSB FAILURE

### Explanation

This error was most likely caused by an IMS Index Builder internal error. The code assists with the problem determination.

---

#### 319 RANDOMIZER LOAD FAILURE

### Explanation

The randomizer module that is needed for HDAM/ PHDAM could not be loaded. It might not have been provided in the STEPLIB concatenation.

---

#### 320 PIPE TABLE INITIATION FAILED

### Explanation

This is most likely the result of an IMS Index Builder internal error. The code assists with the problem determination.

---

#### 321 SEGMENT DATA AREAS OBTAIN FAILED

### Explanation

This is most likely the result of an IMS Index Builder internal error. The code assists with the problem determination.

---

**322                    COMPACTION ROUTINE LOAD FAILURE**

### Explanation

This is the result of either a compaction routine not found in the STEPLIB concatenation or the stand by SAS ULU IMS not launched. This is most likely a DBRC sign-on problem.

---

**330                    STORAGE ALLOCATION ERROR**

### Explanation

The code assists with the problem determination Internal error. Indicates non-specific storage allocation failure in IIUBDBD.

---

**331                    HIDAM ROOT HAS NO LOGICAL CHILDREN**

### Explanation

The code assists with the problem determination. DBD analysis could not find logical children of HIDAM root segment.

---

**332                    HIDAM ROOT HAS NO FIELDS**

### Explanation

The code assists with the problem determination. DBD analysis could not find fields in HIDAM root segment.

---

**333                    HIDAM NO ROOT OBTAINED**

### Explanation

The code assists with the problem determination. DBD analysis could not obtain HIDAM root segment.

---

**334                    HIDAM ROOT HAS NO SEQUENCE FIELD**

### Explanation

The code assists with the problem determination. DBD analysis could not obtain sequence field in HIDAM root.

---

**335                    PRIMARY INDEX HAS MANY LOGICAL CHILDREN**

### Explanation

The code assists with the problem determination. DBD analysis found more than one logical children in the DBD supposed to be the primary index of a HIDAM database.

---

**336                    PRIMARY INDEX NOT OBTAINED**

### Explanation

The code assists with the problem determination. DBD analysis could not find the primary index of a HIDAM database.

## IMS Index Builder control flow event codes

---

The IMS Index Builder processing subsystem issues the Index build control flow event codes.

The IMS Index Builder control flow events are reported on IIUSNAP by messages IIUE096M

The first variable parameter of the message is the job key of the issuer as reported at the MVS log. The second variable parameter is normally the TCB of the issuer. Events 618, 619, and 622 are exceptions.

---

**601                    SCAN PROCESS INITIALIZATION IN PROGRESS**

### Explanation

Scan object is being initialized.

### User response

None.

---

**602                    SORT PROCESS INITIALIZATION IN PROGRESS**

### Explanation

Sort object is activated and initialized.

### User response

None.

---

**603 SEQUENTIAL SERIAL SCANNER ACTIVATED**

---

**Explanation**

Single sequential scan object is activated in MAS. The prime database will be sequentially scanned.

**User response**

None.

---

**604 PARA BUFFERED SORT SERVER READY**

---

**Explanation**

The indicated sort object is activated in SAS. Up to three sort tasks can be attached to run parallel using E15 and E35 exits.

**User response**

None.

---

**605 SAS SORT BROKER READY**

---

**Explanation**

The indicated sort object is activated.

**User response**

None.

---

**606 MESSAGE RELEASER TERMINATED**

---

**Explanation**

Messages are no longer released.

**User response**

System stall may be expected.

---

**607 MESSENGER LISTENING**

---

**Explanation**

The Messenger object is to serialize and edit the IIUPRINT, IIUCAPT, and IIUSOUT report components.

**User response**

None.

---

**608 SORT DRIVER BUFFERING**

---

**Explanation**

The sort driver object is activated in buffered mode. Index buffers will be sent to a composite queue served by multiple sort objects using E15 and E35 exits.

**User response**

None.

---

**609 SEQUENTIAL SAS SCANNER ACTIVATED**

---

**Explanation**

Sequential scan object is activated in SAS. The prime database will be sequentially scanned. For HALDB, multiple scan objects can be used for parallel partitions scan.

**User response**

None.

---

**610 INITIALIZER LISTENING**

---

**Explanation**

The Initializer object is activated to initialize empty indexes or PSINDEX partitions asynchronously.

**User response**

None.

---

**611 SAS SORT BROKER PROCESSING INDEX STRIPE**

---

**Explanation**

The indicated sort object is activated. No exits will be used, an input sort stripe will be sorted into an output sort stripe.

**User response**

None.

---

**612 EXTENDER LISTENING**

---

**Explanation**

The initialization phase completed, the driver extension module takes over to initialize and control the resources that are needed for index load.

**User response**

None.

---

**613 HIERARCHICAL DLI SCANNER ACTIVATED**

---

**Explanation**

The indicated scan object is activated. The prime database will be scanned by DLI GN calls.

**User response**

None.

---

**614 INDEX BUILD PLANNER STARTED**

---

**Explanation**

The Planner object is to create the build plan table.

**User response**

None.

---

**615 PLANNING PROCESS INITIATED**

---

**Explanation**

The Planner initialization completed successfully.

**User response**

None.

---

**616 BUILD PLAN ENQUEUE TO CREATE**

---

**Explanation**

The build plan is ready and is being passed to the Creator object.

**User response**

None.

---

**617 INDEX BUILD PLANNER ENDED**

---

**Explanation**

The Planner ended after successful processing.

**User response**

None.

---

**618**

---

**Explanation**

The first parameter shows the number of segments scanned. The second parameter shows the number of

the index buffers. release. No second line reciting the event code is displayed.

**User response**

None.

---

**619**

---

**Explanation**

The last progress log line, first parameter shows the number of segments scanned. The second parameter shows the number of the index buffers released.

**User response**

None.

---

**620 SORT DRIVER STRIPING**

---

**Explanation**

The sort driver object is activated in striping mode. The index buffers will be written on sort input stripes.

**User response**

None.

---

**621 INDEX BUILD PLAN PROCESSOR LISTENING**

---

**Explanation**

The Creator object is activated to process the build plan table.

**User response**

None.

---

**622 SAS TERMINATION CHECK OUT**

---

**Explanation**

Termination of sort or scan object. The second parameter is SORT or SCAN in hex.

**User response**

None.

---

**623 HIERARCHICAL HPU SCANNER ACTIVATED**

---

**Explanation**

The indicated scan object is activated. The prime database will be scanned by HPU GN calls.

**User response**

None.

---

**624 ALL SAS TERMINATED**

---

**Explanation**

No outstanding subtasks.

**User response**

None.

---

**625 DFSURWF1/HPSRSIDX MAS READER ACTIVATED**

---

**Explanation**

The indicated scan object is activated.

**User response**

None.

---

**626 DFSURIDX DIRECT INDEX LOADER ACTIVATED**

---

**Explanation**

The indicated scan object is activated.

**Note:** DFSURIDX records are pre-sorted and directly loaded to indexes.**User response**

None.

---

**627 BUILD PLAN NOT COMPLETE**

---

**Explanation**

Abnormal termination initiated due to errors found in the planning process.

**User response**

None.

---

**628 PROCESS INITIATION FAILURE**

---

**Explanation**

Abnormal termination initiated due to errors detected by the initialization of a scan or sort object.

**User response**

None.

---

**629 PARA STRIPED SORT SERVER READY**

---

**Explanation**

Striped parallel SAS sort object up, no exits.

**User response**

None.

---

**630 MAS SORT STRIPER TWINNING**

---

**Explanation**

Sort object of above class is up parallel to scan.

**User response**

None.

---

**631 MAS SORT COMPOSER TWINNING**

---

**Explanation**

Sort object of above class is up parallel to base scan which could be either serial or hierarchical.

**User response**

None.

---

**632 MONO BUFFERED SORT SERVER READY**

---

**Explanation**

Sort object of the indicated class is activated in SAS to sort and load a single index or PSINDEX partition through E15 and E35 exits. IPR HPIC API can be enabled.

**User response**

None.

---

**633 SAS TERMINATION COMPLETED**

---

**Explanation**

SAS reported termination.

**User response**

None.

---

**634 MONO API BROKER READY**

---



### Explanation

DRF API object is activated in SAS.

### User response

None.

---

**635 INDEX STRIPE CREATOR READY**

---

### Explanation

A separate object is activated to compose stripes.

### User response

None.

---

**636 SEQUENTIAL SERIAL SCANNER TWINNING**

---

### Explanation

Scan object of above class is up parallel to a base scan object, typically of hierarchical class.

### User response

None.

---

**637 INDEX BUFFER RELEASER TERMINATED**

---

### Explanation

Index buffers will be no more released.

### User response

None.

---

**638 MAS DATA BUFFER RELEASER TERMINATED**

---

### Explanation

Data buffers will no longer be released.

### User response

Stall can be expected due to the data buffer pool being exhausted.

---

**639 SAS DATA BUFFER RELEASER TERMINATED**

---

### Explanation

For sequential scan in SAS, the data buffers will no longer be released.

### User response

Stalls can be expected due to the data buffer pool being exhausted.

---

**640 HPSRWFP MAS READER ACTIVATED**

---

### Explanation

The indicated scan object is activated in MAS.

### User response

None.

---

**641 HALDB CASCADING IS ACTIVE**

---

### Explanation

The internal HALDB cascading process is activated for a PSINDEX. The second variable parameter in message IIUE096E shows the PSINDEX name.

### User response

None.

---

**642 HALDB CASCADING IS INACTIVE**

---

### Explanation

The internal HALDB cascading process is not activated for a PSINDEX. The second variable parameter in message IIUE096E shows the PSINDEX name.

### User response

None.

---

**643 INDEX COUNT CHECK IN PROGRESS**

---

### Explanation

The index count check process is activated. The second variable parameter in message IIUE096M shows the name of the index database.

### User response

None.

---

**644 INDEX COUNT CHECK TIMEOUT**

---

### Explanation

The index count check process terminated due to a timeout. Processing continues without checking the index count. The second variable parameter in

message IIUE096M shows the name of the index database.

### User response

None.

## IMS Index Builder processing phase failure reason codes

---

The IMS Index Builder processing subsystem issues the following processing phase failure reason codes.

The processing phase failure reason codes are reported by the following messages:

- IIUB040E
- IIUB048E
- IIUB049E
- IIUB050E
- IIUB051E
- IIUB052E

---

### 701 TIMER EXIT LOAD FAILURE

#### Explanation

This error was most likely caused by an IMS Index Builder internal error.

#### User response

Contact IBM Software Support with appropriate diagnostic documentation.

### User response

Check for additional MVS messages. Contact IBM Software Support with appropriate diagnostic documentation.

---

### 702 PCB STATUS IS BA

#### Explanation

This error was most likely caused by an IMS Index Builder internal error.

#### User response

Contact IBM Software Support with appropriate diagnostic documentation.

---

### 705 MESSAGE DEQUEUE FAILURE

#### Explanation

This error was most likely caused by an IMS Index Builder internal error.

#### User response

Contact IBM Software Support with appropriate diagnostic documentation.

---

### 703 PCB STATUS IS UNKNOWN

#### Explanation

This error was most likely caused by an IMS Index Builder internal error.

#### User response

Contact IBM Software Support with appropriate diagnostic documentation.

---

### 706 GB STATUS WITH NO DATA PROCESSED

#### Explanation

This error was most likely caused by an IMS Index Builder internal error.

#### User response

Contact IBM Software Support with appropriate diagnostic documentation.

---

### 704 PRIME DB DATA SET OPEN FAILURE

#### Explanation

Database data set could not be opened for scan.

---

### 707 STRIPE DATA SET ALLOCATION FAILURE

#### Explanation

An error occurred during stripe data set allocation.

#### User response

Check whether a stripe data set with the name that is indicated by the IIUB062I message exists. If the file

exists, delete the file. If no stripe file is found, contact IBM Software Support with appropriate diagnostic documentation.

---

**708 ENQUEUE ON DRIVER FAILED**

**Explanation**

This error was most likely caused by an IMS Index Builder internal error.

**User response**

Contact IBM Software Support with appropriate diagnostic documentation.

---

**709 ENQUEUE ON BUFFER RELEASER FAILED**

**Explanation**

This error was most likely caused by an IMS Index Builder internal error.

**User response**

Contact IBM Software Support with appropriate diagnostic documentation.

---

**710 PARTITION NAME NOT FOUND**

**Explanation**

This error was most likely caused by an IMS Index Builder internal error.

**User response**

Look for MVS messages. Contact IBM Software Support with appropriate diagnostic documentation.

---

**711 STORAGE ALLOCATION FAILURE**

**Explanation**

This error was most likely caused by an IMS Index Builder internal error.

**User response**

Look for MVS messages. Contact IBM Software Support with appropriate diagnostic documentation.

---

**712 NULL VALUE STRING ALLOCATION FAILURE**

**Explanation**

This error was most likely caused by an IMS Index Builder internal error.

**User response**

Look for MVS messages. Contact IBM Software Support with appropriate diagnostic documentation.

---

**713 SPARSE EXIT LOAD FAILURE**

**Explanation**

This error might have occurred because the user exits library was not provided.

**User response**

Check the Index Builder JCL for exits library concatenated to STEPLIB. If the problem persists, contact IBM Software Support.

---

**714 INDEX EXCLUDED FROM PROCESSING**

**Explanation**

This error was most likely caused by an IMS Index Builder internal error.

**User response**

Contact IBM Software Support with appropriate diagnostic documentation.

---

**715 INVALID WRITE INDEX FUNCTION CODE**

**Explanation**

This error was most likely caused by an IMS Index Builder internal error.

**User response**

Contact IBM Software Support with appropriate diagnostic documentation.

---

**716 GET BUFFER MANAGER FAILURE**

**Explanation**

This error was most likely caused by an IMS Index Builder internal error.

**User response**

Contact IBM Software Support with appropriate diagnostic documentation.

---

**717 ENQUEUE BUFFER MANAGER BUFFER FAILURE**

## Explanation

This error was most likely caused by an IMS Index Builder internal error.

## User response

Contact IBM Software Support with appropriate diagnostic documentation.

---

### 718 TARGET SEGMENT NOT FOUND IN LEVEL TABLE

## Explanation

This error was most likely caused by an IMS Index Builder internal error.

## User response

Contact IBM Software Support with appropriate diagnostic documentation.

---

### 719 INDEX SORT STRIPE DCB OPEN FAILURE

## Explanation

Sort failed due to control file open error, possibly internal error.

## User response

Check for additional MVS messages. Contact IBM Software Support with appropriate diagnostic documentation.

---

### 720 VSAM OPEN ERROR

## Explanation

An error occurred in the VSAM OPEN macro.

## User response

Locate the IIUB048E message, which shows the return code and the reason code that are stored in the ACBERFLG field.

---

### 721 VSAM PUT ERROR

## Explanation

An error occurred in the VSAM PUT macro.

## User response

Locate the IIUB048E message, which shows the return code and the reason code. If the problem persists, contact IBM Software Support.

---

### 722 INDEX PROCESS TERMINATED FORCEDLY

## Explanation

The index process was terminated for some reason. If no other error messages are printed, the IMS Index Builder job terminated due to a timeout.

## User response

1. Provide a TMRWAIT control statement with the number that is greater than the default value to make the wait time longer.
2. If the error is not resolved by providing a TMRWAIT control statement with a larger number, check the last 618/619 event log line. If a large number of data segments were scanned, provide a SORTFSZ control statement (numbers in the range of millions are typically thought as large numbers). Specify the number of data segments that were scanned as a parameter and rerun the job. The sequential scan internal sort might have abended with a B37 due to the estimated large number of segments that would need to be scanned.

---

### 723 ROOT LOCATE FAILED

## Explanation

This error likely occurred because the prime database is corrupted.

## User response

Check the prime database integrity. If the problem persists, contact IBM Software Support.

---

### 724 VSAM DATA MANAGEMENT ERROR

## Explanation

This error likely occurred because the Index was incorrectly defined.

## User response

Check the index IDCAMS and look for MVS messages. Contact IBM Software Support with appropriate diagnostic documentation.

---

### 725 IDCAMS LISTCAT FAILURE

## Explanation

An IDCAMS listcat failure occurred.

## User response

Run the index IDCAMS and look for MVS messages. Contact IBM Software Support with appropriate diagnostic documentation.

---

**726**                    **SEPARATED DATA SEGMENT CODE MISMATCH**

## Explanation

This error likely occurred because the prime database is corrupted.

## User response

Check the prime database integrity. If the problem persists, contact IBM Software Support.

---

**727**                    **SEGMENT DECOMPRESS FAILED**

## Explanation

The segment compression exit routine returned an error.

## User response

See message IIUB117E.

---

**728**                    **PRIMARY INDEX ALLOCATION FAILED**

## Explanation

The primary index allocation failed.

## User response

Look for MVS messages. Contact IBM Software Support with appropriate diagnostic documentation.

---

**729**                    **SORT EXIT ROUTINE LOAD FAILED**

## Explanation

The SORT exit routine load failed.

## User response

Review the MVS log and check the STEPLIB concatenation. If a serial scan was performed but no STEPLIB TRAN, check for STEPLIB in the started task procedure. Contact IBM Software Support with appropriate diagnostic documentation.

---

**730**                    **VSAM ATTRIBUTES NOT CONSISTENT WITH DBD**

## Explanation

One or more attributes of the VSAM data set are not consistent with the segment definitions in the DBD.

- KEY LENGTH
- KEY OFFSET
- RECORD LENGTH

## User response

Correct the RECORDSIZE or the KEYS parameter of the IDCAMS DEFINE CLUSTER command. The recommended values are printed in the DBDGEN output.

---

**731**                    **INDEX DATA SET NOT EMPTY**

## Explanation

The index data set is not empty and is not reusable.

## User response

Run index IDCAMS LISTCAT and rerun the job. If the problem persists, contact IBM Software Support.

---

**732**                    **TWINNING OPTION NOT SUPPORTED**

## Explanation

Object activation requested with processing option not supported. Possibly internal error.

## User response

If the problem persists, contact IBM Software Support with appropriate diagnostic documentation.

---

**733**                    **DFSURWF1 DATA SET ALLOCATION ERROR**

## Explanation

No DD statement or MDA was provided for DFSURWF1, or DUMMY DD statement was provided.

## User response

Provide valid DFSURWF1 input.

---

**734**                    **INSUFFICIENT ACCESS AUTHORIZATION**

## Explanation

The index data set is not empty and is not reusable.

### User response

Run index IDCAMS LISTCAT and rerun the job. If the problem persists, contact IBM Software Support.

---

**735 VSAM EXTENDED ADDRESSABILITY IS NOT SUPPORTED**

### Explanation

A VSAM KSDS was allocated with the extended addressability attribute, which is not supported.

### User response

Remove the attribute from the data set and rerun the job.

---

**736 TASK CREATE FAILURE**

### Explanation

Either a scan entry was not found in the build plan table or the STEPLIB concatenation scan failed.

### User response

Contact IBM Software Support with appropriate diagnostic documentation.

---

**737 BLOCK SCAN ERROR**

### Explanation

The database might be corrupted.

### User response

Contact the installation DBA, check DB integrity.

---

**738 DATA BUFFER GET FAILURE**

### Explanation

Internal error.

### User response

If the problem persists, contact IBM Software Support with appropriate diagnostic documentation.

---

**739 INDEX BUFFER ENQUEUE FAILED**

### Explanation

Internal error.

### User response

If the problem persists, contact IBM Software Support with appropriate diagnostic documentation.

---

**740 ADDRESS SPACE RESOURCE FAILURE**

### Explanation

This error occurred because of an IMS Index Builder internal error or a started task procedure error.

### User response

Review the MVS log and check the started task procedure. Contact IBM Software Support with appropriate diagnostic documentation.

---

**741 CREATE ADDRESS SPACE FAILURE**

### Explanation

This error occurred because of an IMS Index Builder internal error or a started task procedure error.

### User response

Review the MVS log and check the started task procedure. Contact IBM Software Support with appropriate diagnostic documentation.

---

**742 ADDRESS SPACE TERMINATION FAILURE**

### Explanation

This error occurred because of an IMS Index Builder internal error or a started task procedure error.

When DBRC=Y is specified and the completion code for each index is zero, the task for the DBRC NOTIFY command process might be active for more than 30 minutes.

### User response

Review the MVS log and check the started task procedure. Contact IBM Software Support with appropriate diagnostic documentation.

---

**743 PRIME DB DSG CLOSE FAILURE**

### Explanation

Data set could not be closed after scan.

### User response

Check for additional MVS messages. If the problem persists, contact IBM Software Support.

---

**744 PRIME DB DATA SET POINT FAILURE**

---

### Explanation

The POINT macro failed and scan could not continue.

### User response

If the problem persists, contact IBM Software Support with appropriate diagnostic documentation.

---

**745 PRIME DB DATA SET GET FAILURE**

---

### Explanation

The GET macro failed and scan could not continue.

### User response

If the problem persists, contact IBM Software Support with appropriate diagnostic documentation.

---

**746 INDEX DATA SET ALLOCATION FAILURE**

---

### Explanation

Data set could not be allocated when loading index.

### User response

Check for additional MVS messages. If the problem persists, contact IBM Software Support.

---

**747 RECURRING INDEX DATA SET ALLOCATION FAILURE**

---

### Explanation

Possible internal error.

### User response

Contact IBM Software Support with appropriate diagnostic documentation.

---

**748 COMMON SCAN FAILURE ABEND**

---

### Explanation

Scan could not continue.

### User response

If the problem persists, contact IBM Software Support with appropriate diagnostic documentation.

---

**749 COMMON SORT FAILURE ABEND**

---

### Explanation

An IIUSRTxx sort processing failed during sequential scan.

### User response

See the explanation of the IIUB059W message.

---

**750 DFSURWF1, HPSRSIDX OR DFSURIDX OPEN ERROR**

---

### Explanation

This error occurred because of a work file definition or allocation error. Parallel scan disposition must not be OLD or NEW.

### User response

Review the MVS log and check the JCL and started task procedure. Contact IBM Software Support with appropriate diagnostic documentation.

---

**751 OUTPUT DATA SET OPEN ERROR**

---

### Explanation

This error occurred because of a work file definition or allocation error. Parallel scan disposition must not be OLD or NEW.

### User response

Review the MVS log and check the JCL and started task procedure. Contact IBM Software Support with appropriate diagnostic documentation.

---

**752 DFSURIDX ALLOCATION ERROR**

---

### Explanation

A work file definition or allocation error occurred. Parallel scan disposition must not be OLD or NEW.

### User response

Review MVS log and check the JCL and started task procedure. Contact IBM Software Support with appropriate diagnostic documentation.

---

**753 INDEX DATA SET ALLOCATION ERROR**

---

## Explanation

An index data set allocation error occurred.

## User response

Look for MVS messages. Contact IBM Software Support with appropriate diagnostic documentation.

---

**754 SORT FAILURE - RETRY INITIATED**

## Explanation

A striped parallel scan failure occurred during SORT. The SORT procedure stopped and a retry was initiated.

## User response

None.

---

**755 SORT FAILURE - NO MORE RETRIES**

## Explanation

A striped parallel scan failure occurred during SORT. The SORT procedure stopped and the last retry was initiated.

## User response

None.

---

**756 SEQUENTIAL BUFFER SCAN FAILURE**

## Explanation

The database might be corrupted.

## User response

Check database integrity. If the problem persists, contact the installation DBA.

If the cause is an IMS Index Builder internal error, a snap dump is generated in the IIUDUMP data set. This snap dump is required for analysis.

The general-purpose registers at taking the snap dump contain the following information:

### R2

RBA of the database block or CI

### R3

Storage address of the database block or CI

### R4

Storage address of the segment currently processed

---

**757 STRIPE ALLOCATION FAILED**

## Explanation

IMS Index Builder 3.1 standard work file (stripe) could not be allocated. Possible internal error.

## User response

Check for additional MVS messages. If the problem persists, contact IBM Software Support.

---

**758 BUILD PLAN INITIATION FAILED**

## Explanation

A build plan table was not provided. Possible internal error.

## User response

If the problem persists, contact IBM Software Support with appropriate diagnostic documentation.

---

**759 INDEX INITIALIZATION FAILED**

## Explanation

The initialization of an empty index failed.

## User response

Proceed according to symptoms.

---

**760 MESSAGE BUFFER OBTAIN FAILURE**

## Explanation

This error was most likely caused by an IMS Index Builder internal error.

## User response

Contact IBM Software Support with appropriate diagnostic documentation.

---

**761 MESSAGE BUFFER ENQUE FAILURE**

## Explanation

This error was most likely caused by an IMS Index Builder internal error.

## User response

Contact IBM Software Support with appropriate diagnostic documentation.

---

**762 STORAGE ALLOCATION FAILURE**



## Explanation

This error was most likely caused by an IMS Index Builder internal error.

## User response

Check the MVS log and look for additional messages. Contact IBM Software Support with appropriate diagnostic documentation.

---

### 763 NAME TOKEN SERVICE FAILURE

---

## Explanation

This error was most likely caused by an IMS Index Builder internal error.

## User response

Contact IBM Software Support with appropriate diagnostic documentation.

---

### 764 INVALID CALL VECTOR

---

## Explanation

This error was most likely caused by an IMS Index Builder internal error.

## User response

Contact IBM Software Support with appropriate diagnostic documentation.

---

### 765 CREATOR BUFFER ENQUEUE FAILURE

---

## Explanation

This error was most likely caused by an IMS Index Builder internal error.

## User response

Contact IBM Software Support with appropriate diagnostic documentation.

---

### 766 DATA BUFFER RELEASE FAILURE

---

## Explanation

This error was most likely caused by an IMS Index Builder internal error.

## User response

Contact IBM Software Support with appropriate diagnostic documentation.

---

### 767 MESSAGE BUFFER RELEASE FAILURE

---

## Explanation

This error was most likely caused by an IMS Index Builder internal error.

## User response

Contact IBM Software Support with appropriate diagnostic documentation.

---

### 768 END OF DRIVE NOTIFY FAILED

---

## Explanation

This error was most likely caused by an IMS Index Builder internal error.

## User response

Contact IBM Software Support with appropriate diagnostic documentation.

---

### 769 STRIPING NOTIFY FAILED

---

## Explanation

This error was most likely caused by an IMS Index Builder internal error.

## User response

Contact IBM Software Support with appropriate diagnostic documentation.

---

### 770 BUFFER/MESSAGE DEQUEUE FAILED

---

## Explanation

This error was most likely caused by an IMS Index Builder internal error.

## User response

Contact IBM Software Support with appropriate diagnostic documentation.

---

### 771 MESSAGE FUNCTION INVALID

---

## Explanation

This error was most likely caused by an IMS Index Builder internal error.

### User response

Contact IBM Software Support with appropriate diagnostic documentation.

---

**772 VSAM OPEN ERROR - OVERFLOW DS**

### Explanation

An error occurred in the VSAM OPEN macro.

### User response

Locate the IIUB048E message, which shows the return code and the reason code that are stored in the ACBERFLG field. If the problem persists, contact IBM Software Support.

---

**773 VSAM PUT LOGICAL ERROR - OVERFLOW DS**

### Explanation

An error occurred in the VSAM PUT macro.

### User response

Locate the IIUB048E message, which shows the return code and the reason code. If the problem persists, contact IBM Software Support.

---

**774 VSAM PUT PHYSICAL ERROR - OVERFLOW DS**

### Explanation

An error occurred in the VSAM PUT macro.

### User response

Locate the IIUB048E message, which shows the return code and the reason code. If the problem persists, contact IBM Software Support.

---

**775 LOADER TASK ATTACH FAILURE**

### Explanation

This error was most likely caused by an IMS Index Builder internal error.

### User response

Contact IBM Software Support with appropriate diagnostic documentation.

---

**776 MERGER TASK ATTACH FAILURE**

### Explanation

This error was most likely caused by an IMS Index Builder internal error.

### User response

Contact IBM Software Support with appropriate diagnostic documentation.

---

**777 UNABLE TO ALLOCATE HPSRWFP DATA SET**

### Explanation

Failed to allocate the HPSRWFP data set.

### User response

Locate the IIUB062I message, which shows the return code and the reason code.

---

**778 UNABLE TO OPEN HPSRWFP DATA SET**

### Explanation

Failed to open the HPSRWFP data set.

### User response

Ensure that the data set was generated correctly.

---

**779 HPSRWFP DATA SET PROCESS FAILURE**

### Explanation

Failed to read the HPSRWFP data set.

### User response

Ensure that the data set was generated correctly.

---

**780 VSAM GET ERROR**

### Explanation

An error occurred in the VSAM GET macro.

### User response

Locate the IIUB048E message, which shows the return code and the reason code. If the problem persists, contact IBM Software Support.

---

**781 VSAM POINT ERROR**

## Explanation

An error occurred in the VSAM POINT macro.

## User response

Locate the IIUB048E message, which shows the return code and the reason code. If the problem persists, contact IBM Software Support.

---

**782 VSAM ERASE ERROR**

## Explanation

An error occurred in the VSAM ERASE macro.

## User response

Locate the IIUB048E message, which shows the return code and the reason code. If the problem persists, contact IBM Software Support.

---

**783 INDEX RECORD LAYOUT ERROR**

## Explanation

An index record layout error occurred.

## User response

Check the index layout in the Index Builder report, correct if possible, and rerun the job. If the problem persists, contact IBM Software Support.

---

**784 ILDS INITIALIZATION FAILURE**

## Explanation

ILDS initialization failed.

## User response

Locate the IIUB048E message, which shows the return code and the reason code.

---

**785 NO INDEX RECORD CREATED**

## Explanation

This error was most likely caused by an IMS Index Builder internal error.

## User response

Look for additional messages. Contact IBM Software Support with appropriate diagnostic documentation.

---

**786 HPSRWFP READER TASK FAILURE**

## Explanation

The HPSRWFP reader task failed to read the HPSRWFP files.

## User response

See the IIUB052E message that was issued before this message.

---

**787 SEGMENT FOUND ABOVE OSAM 4GB LIMIT**

## Explanation

The database might be corrupted. A segment occurrence is scanned in a block above the 4 GB limit.

## User response

Ensure that the HALDB is defined as OSAM8G in the RECON data sets.

If the cause is an IMS Index Builder internal error, specify the IIUDUMP data set to generate a dump file for analysis. The general-purpose registers at taking the snap dump contain the following information:

### R2

RBA of the database block or CI

### R3

Storage address of the database block or CI

### R4

Storage address of the segment currently processed

---

**788 PHIDAM PRIMARY INDEX INITIALIZATION FAILURE**

## Explanation

Initialization of PHIDAM primary index failed. Initialization is needed for a PHIDAM partition in which the HALDB Online Reorganization (OLR) cursor is active and the output side contains no root segment occurrence yet.

## User response

Locate the IIUB048E message, which shows the return code and the reason code.

---

**790 ALL INDEXES EXCLUDED FROM PROCESSING**

## Explanation

This error was most likely caused by an IMS Index Builder internal error.

## User response

Look for additional messages. Contact IBM Software Support with appropriate diagnostic documentation.

---

**791 PRIME DB/PARTITION SCAN WAS UNEXPECTEDLY TERMINATED**

## Explanation

This error was most likely caused by an IMS Index Builder internal error.

## User response

Look for additional messages. Contact IBM Software Support with appropriate diagnostic documentation.

---

**795 SORT ADDRESS SPACE NOT ACTIVE - EOD**

## Explanation

The started task procedure might be in error.

## User response

Review the MVS log. Contact IBM Software Support with appropriate diagnostic documentation.

---

**796 SORT ADDRESS SPACE NOT ACTIVE - SCAN**

## Explanation

The started task procedure might be in error.

## User response

Review the MVS log. Contact IBM Software Support with appropriate diagnostic documentation.

---

**797 PRIME DATA BASE SCAN ABENDED**

## Explanation

This error was most likely caused by an IMS Index Builder internal error.

## User response

Contact IBM Software Support with appropriate diagnostic documentation.

---

**798 PROCEDURE ERROR**

## Explanation

Severe procedural error detected, type 2 emergency termination.

## User response

Review the MVS log. Contact IBM Software Support with appropriate diagnostic documentation.

---

**799 PROCEDURE ERROR**

## Explanation

Severe procedural error or security error was detected during subordinate address space initialization. One of the following errors might have occurred:

- JCL error in a subordinate address space (SAS)
- RACF error while creating a SAS
- Allocation error of a stripe data set for the WTO capture in a SAS

## User response

Review the MVS log. If setup is incomplete, see [Chapter 6, “Defining the subordinate address space procedure,”](#) on page 75.

If the failure is caused by an allocation error, an IIUB062I WTO message is printed in the SAS job log. If the message shows FUNC=ALLOC RC=04, check whether any stripe data sets exist and if a stripe data set exists, delete the data set and rerun the job. Otherwise, contact IBM Software Support with appropriate diagnostic documentation.

---

**901 DSPURXRT ATTACH FAILURE**

## Explanation

This error was most likely caused by an IMS Index Builder internal error.

## User response

Contact IBM Software Support with the appropriate diagnostic documentation.

---

**902 DSPURXRT SYSIN OPEN FAILURE**

## Explanation

This error was most likely caused by an IMS Index Builder internal error.

## User response

Contact IBM Software Support with the appropriate diagnostic documentation.

---

**903 DBRC UTILITY ERROR**

---

**Explanation**

The IMS DBRC utility program was invoked to issue the DBRC NOTIFY commands; however, the program ended with an error code.

**User response**

See the IMS DBRC message.

---

**A01 SAS NAME/TOKEN FAILURE**

---

**Explanation**

Storage obtain failed, most probably Index Builder internal error.

**User response**

Review MVS log. Contact IBM Software Support with appropriate diagnostic documentation.

---

**A02 BUILD PLAN TABLE ENTRY OBTAIN FAILURE**

---

**Explanation**

A storage obtain failure, most likely caused by an IMS Index Builder internal error, occurred.

**User response**

Review the MVS log. Contact IBM Software Support with appropriate diagnostic documentation.

---

**A03 UNABLE TO ALLOCATE ERROR RECORD BUFFER**

---

**Explanation**

A storage obtain failure occurred, most likely caused by an IMS Index Builder internal error.

**User response**

Review the MVS log. Contact IBM Software Support with appropriate diagnostic documentation.

---

**A04 UNABLE TO LOAD IIUBE15 EXIT**

---

**Explanation**

The SAS STEPLIB might be incomplete.

**User response**

Review the MVS log and check the STEPLIB started task procedure. Contact IBM Software Support with appropriate diagnostic documentation.

---

**A05 UNABLE TO LOAD IIUBE35 EXIT**

---

**Explanation**

The SAS STEPLIB might be incomplete.

**User response**

Review the MVS log and check the STEPLIB started task procedure. Contact IBM Software Support with appropriate diagnostic documentation.

---

**A06 UNABLE TO OPEN INDEX DATA SET**

---

**Explanation**

The index data set could not be opened.

**User response**

Review the MVS log. Contact IBM Software Support with appropriate diagnostic documentation.

---

**A07 VSAM PUT DATA RECORD ERROR**

---

**Explanation**

A VSAM put data record error occurred.

**User response**

Review the MVS log. Contact IBM Software Support with appropriate diagnostic documentation.

---

**A08 UNABLE TO LOAD IIUBLERR**

---

**Explanation**

The SAS STEPLIB might be incomplete.

**User response**

Review the MVS log and check the STEPLIB started task procedure. Contact IBM Software Support with appropriate diagnostic documentation.

---

**A09 INDEX BUILD PHASE 0 FAILURE**

---

**Explanation**

This error was most likely caused by an IMS Index Builder internal error.

### User response

Contact IBM Software Support with appropriate diagnostic documentation.

---

**A10 ASEXT SERVICE FAILURE**

---

### Explanation

The SAS cross memory access failed.

### User response

Review the MVS log. Contact IBM Software Support with appropriate diagnostic documentation.

---

**A11 ALESERV SERVICE FAILURE**

---

### Explanation

The SAS cross memory access failed.

### User response

Review the MVS log. Contact IBM Software Support with appropriate diagnostic documentation.

---

**A12 EXTRACT FAILURE**

---

### Explanation

This error was most likely caused by an IMS Index Builder internal error.

### User response

Contact IBM Software Support with appropriate diagnostic documentation.

---

**A13 LOCASCB STOKEN FAILURE**

---

### Explanation

This error was most likely caused by an IMS Index Builder internal error.

### User response

Contact IBM Software Support with appropriate diagnostic documentation.

---

**A14 TRANSIT AREA OBTAIN FAILURE**

---

### Explanation

This error was most likely caused by an IMS Index Builder internal error.

### User response

Contact IBM Software Support with appropriate diagnostic documentation.

---

**A15 DYNAMIC ALLOCATION ERROR**

---

### Explanation

A dynamic allocation error occurred.

### User response

Review the MVS log. If running a parallel scan, look for IIU.STRIPE.\* files, delete them, and rerun the job. Contact IBM Software Support with appropriate diagnostic documentation.

---

**A16 RACROUTE CREATE FAILURE**

---

### Explanation

Internal error.

### User response

If the problem persists, contact IBM Software Support with appropriate diagnostic documentation.

---

**A23 SAS SORT ATTACH FAILURE**

---

### Explanation

This error was most likely caused by an IMS Index Builder internal error.

### User response

Contact IBM Software Support with appropriate diagnostic documentation.

---

**A24 ATTACHED SAS SORT FAILURE**

---

### Explanation

This error was most likely caused by an IMS Index Builder internal error.

### User response

Contact IBM Software Support with appropriate diagnostic documentation.

---

**A25 LINK SORT FAILURE**

---

### Explanation

A link sort failure occurred.

## User response

Review the MVS log. Contact IBM Software Support with appropriate diagnostic documentation.

---

### A26 SORT PROCESSING FAILURE

## Explanation

An index sort processing error occurred.

## User response

See the explanation of the IIUB059W message.

---

### A27 INDEX BUILDER SIGNALLED SHUTDOWN

## Explanation

Index Builder signaled shutdown.

## User response

Review the MVS log. Contact IBM Software Support with appropriate diagnostic documentation.

---

### A28 DRF API PROCESSING FAILED

## Explanation

Internal error.

## User response

If the problem persists, contact IBM Software Support with appropriate diagnostic documentation.

---

### A30 DUPLICATE KEY ENCOUNTERED

## Explanation

IMS Index Builder detected duplicate keys for an index that does not support duplicate keys.

## User response

Investigate the database definition and the source of the index data for inconsistency.

IMS Index Builder creates a data set *job\_key* DUPLKEYS that contains the duplicate records to aid in analysis.

*hlq* is the user specified dataset class.

*dbdname* is the index dbdname being processed.

*job\_key* is generated for uniqueness.

---

### A35 COPY SORT SYSOUT ERROR

## Explanation

A copy sort SYSOUT error occurred.

## User response

Review the MVS log, correct any errors, and rerun the job. Contact IBM Software Support with appropriate diagnostic documentation.

---

### A36 MONO SORT Index Schedule Failure

## Explanation

Internal error.

## User response

Contact IBM support with appropriate diagnostic documentation.

---

### B01 HPIC/IPR INIT call failed.

## Explanation

Internal error.

## User response

Contact IBM support with appropriate diagnostic documentation.

---

### B02 HPIC/DRF INIT call failed.

## Explanation

Internal error.

## User response

Contact IBM support with appropriate diagnostic documentation.

---

### B03 HPPC/DRF INIT call failed

## Explanation

Internal error.

## User response

Contact IBM support with appropriate diagnostic documentation.

---

### B04 RAUX INIT call failed

## Explanation

Internal error.

### User response

Contact IBM support with appropriate diagnostic documentation.

---

**B05**                    **HPIC/IPR TERM call failed.**

### Explanation

Internal error.

### User response

Contact IBM support with appropriate diagnostic documentation.

---

**B06**                    **HPIC/DRF TERM call failed.**

### Explanation

Internal error.

### User response

Contact IBM support with appropriate diagnostic documentation.

---

**B07**                    **HPPC/DRF TERM call failed**

### Explanation

Internal error.

### User response

Contact IBM support with appropriate diagnostic documentation.

---

**B08**                    **RAUX TERM call failed**

### Explanation

Internal error.

### User response

Contact IBM Software Support with appropriate diagnostic documentation.

---

**B09**                    **SORTOUT copy failed**

### Explanation

Internal error.

### User response

Contact IBM Software Support with appropriate diagnostic documentation.

---

**B0A**                    **DRF API INIT call failed**

### Explanation

Internal error.

### User response

Contact IBM Software Support with appropriate diagnostic documentation.

---

**B0B**                    **HPPC/DRF OPEN call failed**

### Explanation

Internal error.

### User response

Contact IBM Software Support with appropriate diagnostic documentation.

---

**B0C**                    **HPIC/IPR OPEN call failed**

### Explanation

Internal error.

### User response

Contact IBM Software Support with appropriate diagnostic documentation.

---

**B0D**                    **HPIC/DRF OPEN call failed**

### Explanation

Internal error.

### User response

Contact IBM Software Support with appropriate diagnostic documentation.

---

**B0E**                    **DRF API TERM call failed**

### Explanation

Internal error.

### User response

Contact IBM Software Support with appropriate diagnostic documentation.

---

**B13**                    **HPIC/IPR PUT call error**

### Explanation

Internal error.



## User response

Contact IBM Software Support with appropriate diagnostic documentation.

---

**B14** **HPIC/IPR CLOSE call failed**

## Explanation

Internal error.

## IMS Index Builder verification phase failure reason codes

---

The IMS Index Builder verification subsystem issues the following verification phase failure reason codes.

In the verification phase, IMS Index Builder verifies whether the number of records that were loaded to each index is equal to the number of the scanned occurrences of the prime database. If the numbers are not equal, the IIUB060E message and one the following reason codes are issued.

---

**792** **NUM OF RECORDS MISMATCH:  
PRIMARY INDEX**

## Explanation

The number of the records that were loaded to the primary index must be equal to the sum of the following values:

1. The number of scanned occurrences of the root segment. (This number does not include the following two types of segment occurrences.)
2. The number of scanned occurrences of the root segment whose delete byte indicates that the segment is physically deleted.
3. The number of scanned occurrences of the root segment that has a high key value of all X'FF's. This number is 1 for each HIDAM or PHIDAM partition.

This error was most likely caused by an IMS Index Builder internal error.

## User response

Contact IBM Software Support with appropriate diagnostic documentation.

---

**793** **NUM OF RECORDS MISMATCH:  
ILDS**

## Explanation

The number of the records that were loaded to the ILDS must be equal to the number of the scanned occurrences of the following segments in the prime database:

- Target segments of secondary indexes
- Physically paired logical child segments

## User response

Contact IBM Software Support with appropriate diagnostic documentation.

- 
- Logical parent segments of unidirectional logical children

This error was most likely caused by an IMS Index Builder internal error.

## User response

Contact IBM Software Support with appropriate diagnostic documentation.

---

**794** **NUM OF RECORDS MISMATCH:  
SECONDARY INDEX**

## Explanation

The sum of the number of the records that were loaded to the secondary index and the number of the rejected records must be equal to the number of the scanned occurrences of the index source segment in the prime database.

If a DFSURWF1 file, a DFSURIDX file, or HPSRWFP files were used as input, the number of the records that were read from that file is verified instead of the number of scanned occurrences.

If update mode is specified for building the PSINDEX, the number of the records that were updated or inserted is used instead of the number of the loaded records.

This error was most likely caused by an IMS Index Builder internal error.

## User response

Contact IBM Software Support with appropriate diagnostic documentation.



---

## Chapter 12. IMS Index Builder messages

IMS Index Builder issues messages that can be used to help you troubleshoot and diagnose IMS Index Builder problems.

For messages that are issued by IMS or DFS, see *IMS Messages and Codes Volumes 1 and 2*.

IMS Index Builder messages adhere to the following format:

```
IIUxyz
```

Where:

### IIU

Indicates that the message was issued by IMS Index Builder.

### x

Indicates the program that issued the message:

#### B

Indicates that IMS Index Builder issued the message.

#### D

Indicates that IMS Index Builder Diagnostics Aid issued the message. For Diagnostics Aid messages, see [“Messages” on page 153](#).

#### H

Indicates that the hierarchical HPU scan issued the message. See the explanation for the corresponding FABHxxxx message in the *IMS High Performance Unload User's Guide*.

### yyy

Indicates the message identification number.

### z

Indicates the severity of the message:

#### A

Indicates that operator intervention is required before processing can continue.

#### E

Indicates that an error occurred and that a requested function did not complete successfully. The condition might or might not require operator intervention.

#### I

Indicates that the message is informational only.

#### W

Indicates that the message is a warning to alert you to a possible error condition.

Each message also includes the following information:

#### Explanation:

The Explanation section explains what the message text means, why it occurred, and what its variable entry fields are (if any).

#### System action:

The System action section explains what the system will do in response to the event that triggered this message.

#### User response:

The User response section describes whether a response is necessary, what the appropriate response is, and how the response will affect the system or program.

---

**IIUB001I**

**FILE DD = *ddname* HAS BEEN  
CLOSED AND DEALLOCATED**

#### Explanation

The data for prefix resolution is now available in the file that is specified by *ddname*.

## System action

Processing continues

## User response

None. This message is informational.

---

<b>IIUB002E</b>	<b>PROC CONTROL STATEMENT IS MISSING</b>
-----------------	--

## Explanation

No PROC control statement was found.

## System action

Processing stops.

## User response

Correct the error and rerun the job.

---

<b>IIUB003E</b>	<b>DBD NAME MISSING IN xxxxxxxx CONTROL STATEMENT or DBD NAME INVALID OR MISSING IN xxxxxxxx CONTROL STATEMENT or DBD NAME <i>dbdname</i> INVALID IN xxxxxxxx CONTROL STATEMENT</b>
-----------------	---

## Explanation

A database name must be specified in the xxxxxxxx control statement.

## System action

Processing stops.

## User response

Correct the error and rerun the job.

---

<b>IIUB004E</b>	<b>DBD NAME SPECIFIED IN BLD_PRIMARY AND BLD_SECONDARY CONTROL STATEMENTS DO NOT MATCH</b>
-----------------	--

## Explanation

If you want to build both a primary and a secondary index in the same job, the database names in the PROC statements must be identical.

## System action

Processing stops.

## User response

Correct the error and rerun the job.

---

<b>IIUB005E</b>	<b>INVALID OR MISSING KEYWORD IN xxxxxxxx STATEMENT</b>
-----------------	---

## Explanation

An incorrect keyword is specified for the indicated statement.

## System action

This statement is ignored and processing continues.

## User response

Correct the statement and, if necessary, rerun the job.

---

<b>IIUB006W</b>	<b>INDEX STATEMENT IGNORED, SECONDARY INDEX REBUILD NOT REQUESTED</b>
-----------------	---

## Explanation

An INDEX statement is required only if BLD\_SECONDARY and SELECTED are specified in the PROC statement.

## System action

Processing continues.

## User response

None.

---

<b>IIUB007E</b>	<b>DBRC OPTION xxx INCONSISTENT WITH IMS SCD</b>
-----------------	--

## Explanation

The DBRC variable xxx is not Y or N, or is inconsistent with the IMS generation DBRC default.

## System action

Processing stops.

## User response

Correct the error and rerun the job.

---

<b>IIUB008E</b>	<b>INVALID SYNTAX OR PARAMETER IN xxxxxxxx STATEMENT</b>
-----------------	--

## Explanation

A syntax error has been detected in the xxxxxxxx statement.

## System action

Processing stops.

## User response

Correct the error and rerun the job.

---

**IIUB009I**      **RECALLING: dsn**

## Explanation

The data set *dsn* was migrated and is being recalled.

## System action

Processing resumes after the recall completes. Completion of the recall will be indicated by message IIUB021I.

## User response

None. This message is informational.

---

**IIUB010E**      **PRIMARY INDEX BUILD NOT APPLICABLE FOR HALDB**

## Explanation

ILDS exists for HALDB only.

## System action

Processing stops.

## User response

Do not specify PROC\_ILDS for non-HALDB. Correct the error and rerun the job.

---

**IIUB011E**      **DD NAME MISSING IN OUTPUT STATEMENT**

## Explanation

A DD name must be specified in the OUTPUT control statement.

## System action

Processing stops.

## User response

Correct the error and rerun the job.

---

**IIUB012E**      **REQUIRED xxxxxxxx CONTROL STATEMENT MISSING or REQUIRED xxxxxxxx CONTROL STATEMENT MISSING FOR SELECTED DBD dbdname**

## Explanation

An xxxxxxxx control statement is required if IBSCAN is specified in the INPUT control statement.

## System action

Processing stops.

## User response

Correct the error and rerun the job.

---

**IIUB013E**      **NO ddname DD STATEMENT OR DYNAMIC ALLOCATION MEMBER FOUND FOR DBD dbdname**

## Explanation

Neither a DD statement for *ddname* nor a dynamic allocation library member was found for this *dbdname*. If a DD statement is not present, IMS Index Builder attempts to perform dynamic allocation, which requires a *dbdname* member in the IMS dynamic allocation library.

## System action

Processing stops.

## User response

Create the appropriate dynamic allocation member or specify a DD statement, and rerun the job.

---

**IIUB014E**      **DBD dbdname NOT FOUND IN DBD LIBRARY**

## Explanation

The IMS DBD library must contain member *dbdname*.

## System action

Processing stops.

## User response

A DBDGEN is required for the *dbdname* database. Ensure that you specify the correct *dbdname* and rerun the job.

---

**IIUB015E**      **DATABASE ORGANIZATION OF  
DBD *dbdname* IS NOT HIDAM  
XXXXXXXX**

### Explanation

Primary indexes are supported only for HIDAM databases.

### System action

Processing stops.

### User response

Specify a supported database and rerun the job.

---

**IIUB016E**      **IMS RELEASE *nnn* IS NOT  
SUPPORTED**

### Explanation

IMS Index Builder does not support IMS release *nnn*.

### System action

Processing stops.

### User response

Specify an IMS RESLIB that meets the minimum requirements for IMS Index Builder.

---

**IIUB017E**      **IMSALT IMPROPERLY USED FOR  
ALTERNATE DBD**

### Explanation

IMSALT can be used only when DBRC is not involved.

### System action

Processing stops.

### User response

Remove the IMSALT DD and resubmit the job.

---

**IIUB018E**      **VSAM *vsam* ERROR FOR DBD  
*dbdname*. RC = *rc*. FDBK = *fdbk***

### Explanation

A VSAM *vsam* error has been detected while loading the index database *dbdname*.

### System action

Processing stops.

### User response

Use the return code (RC) and VSAM feedback code (FDBK) to determine the cause of the problem. Contact IBM for support, if necessary.

---

**IIUB019E**      **KEYWORD *xxxxxxxx* INVALID FOR  
HALDB**

### Explanation

The function that is requested by the INPUT keyword *xxxxxxxx* is not applicable for a partitioned database.

### System action

Processing stops.

### User response

Correct the error and rerun the job.

---

**IIUB020E**      **INVALID COMBINATION OF INPUT  
AND PROC KEYWORDS**

### Explanation

The function that is requested by the INPUT statement is inconsistent with the keyword specified in the PROC statement.

### System action

Processing stops.

### User response

Correct the error and rerun the job.

---

**IIUB021I**      **IIUB021I RECALL COMPLETE: *dsn***

### Explanation

The recall of data set *dsn* completed.

### System action

Processing resumes.

### User response

None. This message is informational.

---

**IIUB022E**      **BLD\_SECONDARY REQUIRED FOR  
'INPUT' STATEMENT OPTION  
DFSURWF1, HPSRSIDX OR  
DFSURIDX**

## Explanation

If you select DFSURWF1, HPSRSIDX, or DFSURIDX in the INPUT statement, you must specify PROC BLD\_SECONDARY or BLD\_ALL.

## System action

Processing stops.

## User response

Correct the error and rerun the job.

---

<b>IIUB023E</b>	<b>'INPUT' STATEMENT OPTIONS DFSURWF1, HPSRSIDX OR DFSURIDX ARE NOT APPLICABLE FOR HALDB</b>
-----------------	--

## Explanation

You tried to build a partitioned secondary index using work files that are not created during the reorganization of a partitioned database.

## System action

Processing stops.

## User response

To build a partitioned secondary index, you must use IBSCAN. Correct the error and rerun the job.

---

<b>IIUB024E</b>	<b>PROC CONTROL STATEMENT ASSOCIATED WITH SELECTED INDEX IS MISSING INDEX XXXXXXXX</b>
-----------------	--

## Explanation

No PROC control statement was found for the primary database containing the secondary index xxxxxxxx specified in the INDEX statement.

## System action

Processing stops.

## User response

Ensure that you have a PROC statement for the selected index, and that the name of the secondary index is spelled correctly. Rerun the job.

---

<b>IIUB025E</b>	<b>ONLY ONE XXXXXXXX CAN BE SPECIFIED PER JOB</b>
-----------------	---

## Explanation

More than one xxxxxxxx control statement was specified. Only one is valid in a single job.

## System action

Processing stops.

## User response

Correct the control statements. Rerun the job.

---

<b>IIUB026E</b>	<b>PARTITION [MASTER] DB '<i>dbname</i>' NOT REGISTERED IN RECON</b>
-----------------	--

## Explanation

A partitioned database or partitioned master database named *dbname* is not registered in RECON.

## System action

Processing stops.

## User response

Define the partitioned database or partitioned master database in RECON and rerun the job.

---

<b>IIUB027I</b>	<b>MAXTASKS STATEMENT OUT OF CONTEXT —REASON=XXX</b>
-----------------	--

## Explanation

The MAXTASKS control statement was provided in a context where user control of created tasks cannot be exercised.

## System action

Processing continues.

## User response

None. This message is informational.

The reason codes explain the IMS Index Builder processing mode entered.

---

<b>IIUB028E</b>	<b>RECORD LENGTH IN VSAM DEFINE SMALLER THAN RECOMMENDED LENGTH IN DBDGEN FOR DBD=<i>dbname</i>, DDN=<i>ddname</i></b>
-----------------	--

## Explanation

The index record length that is specified in the VSAM DEFINE is less than the length computed by IMS.

## System action

Processing stops.

## User response

One possible cause for this error is that the DSN in the VSAM define is not the same as the DSN in the RECON. In this case, correct the DSN and rerun the job.

Otherwise, list the VSAM catalog and check the record length of the index. If it is less than the computed length in the record layout, increase it and rerun the job.

---

**IIUB029E**      **IDCAMS PROCESSING FAILED FOR DBD=*dbdname*. INDEX DATA SET(S) MAY BE NOT EMPTY AND NOT REUSABLE.**

## Explanation

IDCAMS processing failed for one or more of the data sets to be rebuilt in the current IMS Index Builder run. IIUB053E lines denote the data sets in error.

## System action

Processing stops, the return code is 16 (X'10').

## User response

Run IDCAMS for the data sets in error.

---

**IIUB030E**      **DBRC NOTIFY FAILED**

## Explanation

DBRC is specified, but the function fails. The database might not be defined in RECON.

## System action

Processing stops.

## User response

Look for additional MVS messages explaining the cause of the failure. Correct the error and rerun the job.

---

**IIUB031E**      **UNABLE TO LOAD PSB=*psbname***

## Explanation

The generic PSB *psbname* was not found in any of the IMS data sets.

## System action

Processing stops.

## User response

Ensure that all the dynamic PSBs (IIUPSB01, IIUPSB04, IIUPSB16, and IIUPSB64) exist in the IMS concatenation. In particular check that the Index Builder LOADLIB data set is the first library in this concatenation.

---

**IIUB032E**      ***psbname* NOT FOUND IN IMS CONCATENATION**

## Explanation

The generic PSB *psbname* was not found in any of the data sets concatenated under the IMS DD.

## System action

Processing stops.

## User response

Ensure that all the dynamic PSBs (IIUPSB01, IIUPSB04, IIUPSB16, and IIUPSB64) exist in the STEPLIB concatenation. The library that contains the dynamic PSBs must be the first concatenation. For more information, see the definition for the IMS DD statement in “IMS Index Builder JCL” on page 49.

---

**IIUB033E**      **"INPUT IBSCAN" NOT COMPATIBLE WITH "OUTPUT"**

## Explanation

Control statements INPUT SCAN and OUTPUT cannot be specified in the same job.

## System action

Processing stops.

## User response

Correct the input control statements and rerun the job.

---

**IIUB034E**      **INVALID INPUT MODE FOR BUILD\_SECONDARY**

## Explanation

Control statements INPUT SCAN and PROC BLD\_SECONDARY cannot be specified in the same job.

## System action

Processing stops.



## User response

Correct the control statements and rerun the job.

---

**IIUB035W**      **xxxxxxxx STATEMENT HAS  
INVALID PARAMETER** *parameter*

## Explanation

The input control statement *xxxxxxxx* contains an invalid parameter.

## System action

The invalid parameter is ignored and processing continues.

## User response

Correct the invalid parameter and rerun the job, if necessary.

---

**IIUB036E**      **MAXIMUM SUPPORTED NUMBER  
OF xxxxxxxx NAMES EXCEEDED**

## Explanation

The maximum number of names was exceeded while parsing input control statements from the IIUIN DD statement.

## System action

Processing stops.

## User response

Correct the problem and rerun the job.

---

**IIUB037I**      **xxxxxxxx KEYWORD IGNORED –  
NOT SUPPORTED**

## Explanation

The keyword that is specified in the IIUIN input control statement is not supported.

## System action

The keyword on the input control statement is ignored. Processing continues.

## User response

Correct the input control statement.

---

**IIUB038I**      **xxxxxxxx STATEMENT IGNORED –  
NOT RELEVANT**

## Explanation

During the initialization phase, IB31 parsed an input statement that is not relevant to current version of IMS Index Builder.

## System action

The statement is ignored. Processing continues.

## User response

No response needed, but irrelevant IB23 control statements can be removed from JCL.

---

**IIUB039I**      **HALDB *haldb* REQUIRES  
"PARTNAME" STATEMENT.**

## Explanation

Partition name statements are provided when building the ILDS, primary, or secondary indexes. The PARTNAME statement identifies the partition to be processed.

## System action

Processing continues.

## User response

Check that secondary indexes will not be affected.

---

**IIUB040E**      **xxxxxxxx INDEX PROCESSING  
ERROR – REASON=*reason***

## Explanation

An error was encountered while processing an index data record for the named index. Reason code *reason* defines the error.

## System action

Processing stops for the secondary index being processed.

## User response

Correct the failure and rerun the job for the failed index. See [“IMS Index Builder processing phase failure reason codes”](#) on page 108 for information about the reason code that this message issued and the appropriate action that you should take.

---

**IIUB041E**      **SEGMENT EXCEPTION – ssssssss,  
*cc, ll, rba***

## Explanation

While building a secondary index, the current segment could not be identified. Either the segment name (sssss), segment code (cc), or segment level (ll) is invalid. The RBA of the segment in error (rba) also displays.

## System action

Processing stops for the secondary index being processed.

## User response

Check the prime database integrity.

---

<b>IIUB042W</b>	<b>WARNING: INDEX(ES) IN ERROR —PLEASE CHECK INDEX LOAD REPORT</b>
-----------------	--

---

## Explanation

While creating the index record layout or while building the index, logical errors were encountered. Some of the indexes might not have been created or are in error. The corresponding index load reports contain the specific reason code. This message is issued only when at least one index has been built.

## System action

Index load completes with a return code of 8.

## User response

None. Either a user or internal IMS Index Builder error occurred.

---

<b>IIUB043I</b>	<b>DATA BASE <i>dbname</i> IS USING DATA SETS NOT REGISTERED WITH DBRC</b>
-----------------	--

---

## Explanation

The DDNAME or DSNAME that is indicated by *dbname* did not match the names that are registered to DBRC.

## System action

Processing continues without issuing DBRC authorization requests or DBRC notifications for *dbname*.

If *dbname* is a prime database, DBRC authorization requests and DBRC notifications for its indexes are also skipped.

## User response

This message is issued for compatibility with DFS3341I (IMS message). For more information, see the explanation of the DFS3341I message in *IMS Messages and Codes*.

---

<b>IIUB044E</b>	<b>ENVIRONMENT DOES NOT ALLOW OLR SPLIT PROCESSING</b>
-----------------	--

---

## Explanation

OLR has been stopped for at least one HALDB partition and sequential scan cannot be applied.

## System action

Processing stops.

## User response

Complete OLR and resubmit the job.

---

<b>IIUB045E</b>	<b>USER NOT AUTHORIZED TO UPDATE DBD=<i>dbname</i>, DDN=<i>ddname</i> INDEX BUILDER FAILURE</b>
-----------------	---

---

## Explanation

User ID of IMS Index Builder main job not allowed CONTROL access to the index.

## System action

Processing stops.

## User response

None. User error.

---

<b>IIUB046E</b>	<b>ITKB XXXXXXXX FAILED RC=XXXX, REASON=XXXX</b>
-----------------	--

---

## Explanation

Access to the IMS Tools Knowledge Base failed. The meaning of the return code and the reason code is described in the *IMS Tools Base IMS Tools Knowledge Base User's Guide*.

## User response

1. Make sure that the IMS Tools Knowledge Base server is operational.
2. Make sure that you correctly specified the server XCF group name in the ITKBSRVR statement.

3. Make sure that the ITKB communication subsystem is installed in the z/OS system that you are running on.

---

**IIUB047E**      **INVALID SEGMENT SCANNED,  
NAME=*name*, CODE= *code* –  
INDEX BUILDER FAILURE**

### Explanation

An invalid segment was obtained from the scan.

### System action

Processing stops.

### User response

Check the database integrity and contact IBM Software Support.

---

**IIUB048E**      ***ddname* xxxxxxxx VSAM ERROR  
WHILE LOADING INDEX  
– REASON=*reason***

### Explanation

A VSAM error occurred while loading INDEX.

### System action

Processing stops.

### User response

See “[IMS Index Builder processing phase failure reason codes](#)” on page 108 for information about the reason code that is issued by this message and the appropriate action to take.

*xxxxxxx* shows the VSAM macro return code and reason code in the RPL feedback area or in the ACB error field. For the meaning of the codes, see *DFSMS Macro Instructions for Data Sets*.

If the cause is an IMS Index Builder internal error, a snap dump is generated in the IIUDUMP data set. This snap dump is required for analysis.

---

**IIUB049E**      **xxxxxxx xxxxxxxx ERROR  
WHILE PROCESSING INDEX -  
REASON=*reason***

### Explanation

An error occurred during processing and the index record was not created.

### System action

Processing stops.

### User response

See “[IMS Index Builder processing phase failure reason codes](#)” on page 108 for information about the reason code that this message issued and the appropriate action that you should take.

---

**IIUB050E**      **[*index module*] SUBORDINATE  
PROCESS FAILURE –  
REASON=*reason***

### Explanation

The subordinate address space encountered an error. Reason code *reason* defines the error. For some reason codes, the name of the index sorted in the subordinate address space is printed.

### System action

Processing stops for the subordinate address space.

### User response

See “[IMS Index Builder processing phase failure reason codes](#)” on page 108 for information about the reason code that this message issued and the appropriate action that you should take. Correct the error and rerun the job for the failed index.

---

**IIUB051E**      **xxxxxxx xxxxxxxx INDEX LOAD  
FAILURE – REASON=*xxx***

### Explanation

Index data set allocation failure

### System action

Processing stops

### User response

Correct the error and rerun the job

---

**IIUB052E**      **ERROR IN xxxxxxxx –  
REASON=*xxx***

### Explanation

Processing error was detected by the module that is shown in the message.

### System action

Processing stops

## User response

Contact IBM Software Support with appropriate diagnostic documentation.

---

**IIUB053E DATA SET IDCAMS PROCESSING FAILED**

## Explanation

This error line is placed in the data set description block of the IMS Index Builder report, below the DSN line to denote IDCAMS processing failure which could be:

- Data set allocation failed, DSN in the above line is missing
- DEL/DEF failed if any
- Data set not defined in catalog
- Data set not empty and not reusable
- Data set LRECL less than DBD LRECL
- Data set with the extended addressability attribute

## System action

Processing stops

## User response

List IDCAMS for data set and correct error.

This message is issued when the IDCAMS delete and define statements are coded in members of the DDFPDS data set and one or more of the statements fail. See the IDCAMS messages in the IIUSOUT data set and correct the error.

---

**IIUB054I DRF/IB INTEGRATION IN EFFECT**

## Explanation

The IMS Index Builder run was initiated by IMS Database Recovery Facility.

## System action

Processing continues.

## User response

None. This message is informational.

---

**IIUB056I DRF INITIATED HPIC INDEX PROCESSING**

## Explanation

The image copy was requested by IMS Database Recovery Facility for IMS Index Builder.

## System action

Processing continues.

## User response

None. This message is informational.

---

**IIUB057E DUPLICATE *XXXXXXXX* KEYWORD CODED ON *XXXXXXXX* STATEMENT(S)**

## Explanation

The coded keyword that is identified in this message can be specified only once.

## System action

IMS Index Builder stops during initialization.

## User response

If the error was detected in the IIUIN control statements, remove the duplicate specification and resubmit the job.

If the error was detected in the runtime default specification, remove duplicate specification from the IIURDFLT source member. Assemble the updated source and link it into the program library of IMS Index Builder.

---

**IIUB058E INVALID VALUE CODED FOR KEYWORD *XXXXXXXX* ON *XXXXXXXX* STATEMENT**

## Explanation

The keyword is assigned a value that either contains a syntax error or is an unacceptable value for the parameter.

## System action

Index Builder stops during initialization.

## User response

If the error was detected in the IIUIN control statements, correct the parameter's value and resubmit.

If the error was detected in the runtime default specification, correct the parameter in the IIURDFLT source member. Assemble the updated source and link it into the program library of IMS Index Builder.

---

**IIUB059W**      **WARNING: SORT ABEND  
EVIDENCED – PLEASE CHECK  
IIUSOUT**

### Explanation

A sort processing ended with an error. The IIUSOUT data set contains the messages that were issued by the sort program.

### System action

If the scan process has not completed, IMS Index Builder processing stops. Otherwise, IMS Index Builder continues to process other indexes.

### User response

Check and correct the error. When the work space capacity for sort has exceeded, consider increasing the value of the following options:

- The JCL REGION option of the main and subordinate address spaces
- The sort DYNSPC option
- The primary allocation size of the VSAM data set, which is used to estimate the value of the sort FILSZ option when the sort SORTIN option is not specified.

When an internal program error has occurred, contact IBM Software Support with appropriate diagnostic documentation.

---

**IIUB060E**      *index* **NUMBER OF RECORDS  
MISMATCH**

### Explanation

The number of the records that were loaded to this index is not equal to the number of the occurrences that were scanned in the prime database or the number of the records that were read from a DFSURWF1 file.

### System action

Processing for this index stops. DBRC notification for this index is not issued.

### User response

See “IMS Index Builder verification phase failure reason codes” on page 123 for information about the reason code that this message issued.

---

**IIUB061I**      **HPIC INDEX PROCESSING  
REQUESTED**

### Explanation

The Image Copy processing for secondary indexes was requested in the IMS Parallel Reorganization job or in the IMS Database Reorganization Expert job.

### System action

Processing continues.

### User response

None. This message is informational.

---

**IIUB062I**      **DYNALLOC FAILURE; DD=*ddname*  
FUNC=*function* RC=*rc*  
RSN=*yyyyzzzz*  
S99EERR=*xxxx* S99EINFO=*xxxx*  
S99ERSN=*xxxxxxxx*  
DSN=*stripe\_dsn***

### Explanation

Dynamic allocation for *ddname* failed. *function* is one of ALLOC, UNALLOC, CONCAT, and INFO. *rc* is the return code of the DYNALLOC macro (SVC 99) in decimal. *yyyy* is the error reason code (S99ERROR) and *zzzz* is the informational reason code (S99INFO) in hexadecimal. S99EERR, S99EINFO, and S99ERSN codes are also shown in hexadecimal.

### System action

Processing might or might not continue.

### User response

Check whether a stripe file with the name *stripe\_dsn* exists, and if the file exists, delete the file. If no stripe file with the indicated name is found, check the cause of the error. The meanings of the codes are described in the *MVS Authorized Assembler Services Guide*.

---

**IIUB063E**      **DBRC API ERROR: FUNC=*function*  
RC=*xxxxxxxx* RSN=*yyyyyyyy***

### Explanation

An error is detected in an IMS DBRC API call. *xxxxxxxx* and *yyyyyyyy* are return and reason codes of each function of the IMS DBRC API in hexadecimal. The meanings of the codes are described in *IMS System Programming APIs*. DBRC messages (DSPxxxxx) might be printed in the IIUSNAP data set or the IIUSTAT data set.

### System action

Processing stops.

## User response

Correct the error and rerun the job.

---

**IIUB064I**      **DBD=[dbdname|partname]**  
**RSN=xxxxxxx**

## Explanation

This message follows the IIUB063E message and shows the reason code for each database or partition that is stored in the AUTH output block (DSPAPAUB) in hexadecimal.

When RSN=C10003xx is displayed in the message, xx indicates the IMS authorization reason code in hexadecimal. For the meaning of the code, see message DFS047A in *IMS Messages and Codes*.

This message is issued only when DBAUTH YES,API is specified.

## System action

None.

## User response

None. This message is informational.

---

**IIUB065W**      **THE ACCESS TO OUTPUT**  
**REPOSITORY WAS CANCELED.**  
**REASON: reason**

## Explanation

IMS Index Builder canceled its access to the IMS Tools Knowledge Base output repository, because the initialization process failed. *reason* shows one of the following texts:

### Reason

#### Meaning

#### **ITKBLOAD DYNALLOC FAILURE**

Dynamic allocation for the library that is specified in the ITKBLOAD control statement failed.

#### **HKTXXLI LOAD FAILURE**

Failed to load the HKTXXLI module.

#### **ITKBLOAD OPEN FAILURE**

Failed to open the library that is specified in the ITKBLOAD control statement.

#### **ITKBLOAD NOT AUTHORIZED**

The library that is specified in the ITKBLOAD control statement is not APF-authorized.

## System action

Processing continues, but no reports are stored to the IMS Tools Knowledge Base output repository.

## User response

If you want to store reports to the IMS Tools Knowledge Base output repository, specify the IMS Tools Knowledge Base product load module library correctly. If the reason is ITKBLOAD NOT AUTHORIZED, the library must be APF-authorized.

---

**IIUB066I**      **THE ITKBLOAD PARAMETER WAS**  
**IGNORED BECAUSE HKTLOAD DD**  
**NAME WAS SPECIFIED**

## Explanation

An IMS Tools Knowledge Base load module data set name was specified for the ITKBLOAD parameter, but the specification was ignored because HKTLOAD DD statement was specified in the IMS Index Builder JCL.

## System action

Processing continues. IMS Index Builder loads the IMS Tools Knowledge Base load module from the HKTLOAD DD statement.

## User response

None. This message is informational.

---

**IIUB067I**      **APF AUTHORIZATION CHECK**  
**FAILED (DD: ddname, REASON: nn)**

## Explanation

The APF-authorization check module (IIUBAPF0) returned an error for the indicated DD statement. The reason code *nn* is used by the module internally.

## System action

IMS Index Builder utility continues processing.

## User response

This error was most likely caused by an IMS Index Builder internal error. Contact IBM Software Support.

---

**IIUB068E**      **TIMEOUT OCCURRED IN DBRC API**  
**PROCESS**

## Explanation

Timeout occurred while waiting for the response from IMS DBRC API. The maximum wait time is 30 minutes.

## System action

Processing stops.

## User response

There might be a performance degradation in the DBRC function. Wait a while and rerun the job.

---

**IIUB069E**      **SUBSYS RECORD AND AUTHORIZATION REMAINED.**  
**SSID=xxxxxxxx**

## Explanation

A DBRC SUBSYS record and the authorization state for databases remained due to an error. xxxxxxxx is the subsystem identification name.

This message is issued only when DBAUTH YES,API is specified.

## System action

None.

## User response

You must issue the following DBRC commands to remove the SUBSYS record and correct the authorization state of the RECON data sets:

```
CHANGE .SUBSYS SSID(xxxxxxxx) STARTRCV
CHANGE .SUBSYS SSID(xxxxxxxx) ENDRECOV
DELETE .SUBSYS SSID(xxxxxxxx)
```

For more information, see *IMS Commands*.

---

**IIUB070I**      **DB AUTHORIZATION IS REQUESTED. SSID=xxxxxxxx**

## Explanation

The IMS DBRC authorization for the prime database and indexes is requested. xxxxxxxx is the subsystem identification name that is used for DBRC sign-on.

## System action

Processing continues.

## User response

None, if an IIUB071I message is issued. Otherwise, the SUBSYS record and the authorization state might remain. Follow the instructions in the User response section for message IIUB069E.

---

**IIUB071I**      **DB UNAUTHORIZATION IS REQUESTED. SSID=xxxxxxxx**

## Explanation

The IMS DBRC unauthorization for the prime database and indexes are requested through IMS DBRC API.

This message is issued only when DBAUTH YES,API is specified.

## System action

Processing continues.

## User response

None. This message is informational.

---

**IIUB072I**      **SVC DUMP SUPPRESSED BY SVCDUMP CONTROL STATEMENT**

## Explanation

An SVC dump was requested in the error recovery routines, but the request was suppressed by the SVCDUMP control statement specification (SVCDUMP NO).

## System action

Processing continues.

## User response

None. This message is informational.

If you want to obtain the SVC dump, specify SVCDUMP YES.

---

**IIUB073E**      ***module\_name* TASK IS TERMINATED FORCEDLY**

## Explanation

The indicated service task was terminated due to a timeout. The maximum wait time is 5 minutes.

If the indicated module is IIUDINTL, this message indicates that the VSAM initialization process has not yet ended for an empty index.

## System action

Processing stops.

## User response

Rerun the job. If the situation persists, contact IBM Software Support.

---

**IIUB074I**      ***task\_name* TASK IS TERMINATED FORCEDLY**

## Explanation

The indicated task was terminated due to a timeout. The maximum wait time is 5 minutes. *task\_name*

shows the service task name or the job name of a subordinate address space. This message might be issued when the system is busy.

### System action

Processing continues.

### User response

None if no error message is issued. If this message continues to be issued, contact IBM Software Support.

---

**IIUB075I PSINDEX PARALLEL SORTING IN EFFECT**

### Explanation

The parallel sort for a PSINDEX is enabled because the PSORT keyword was found on the MAXTASKS control statement.

### System action

Processing continues.

### User response

None. This message is informational.

---

**IIUB076W NO INDEX TO BE BUILT**

### Explanation

The BLD\_SECONDARY ALL keyword or the BLD\_ALL keyword is specified on the PROC statement, but there is no index to be built.

### System action

Processing terminates without building any indexes.

### User response

None.

---

**IIUB077I DATA BASE *dbname* IS NOT REGISTERED WITH DBRC**

### Explanation

The named database is not registered with DBRC.

### System action

Processing continues without issuing DBRC authorization requests or DBRC notifications for *dbname*.

If *dbname* is a prime database, DBRC authorization requests and DBRC notifications for its indexes are also skipped.

### User response

This message is issued for compatibility with DFS194W (IMS message). For more information, see message DFS194W in *IMS Messages and Codes*.

---

**IIUB078E DATA BASE *dbname* IS NOT REGISTERED WITH DBRC**

### Explanation

The named database is not registered with DBRC. All databases must be registered to the RECON data sets because the RECON data sets were initialized with the FORCER option.

### System action

Processing stops.

### User response

If you do not want to register this database, specify DBRC=N on the INPUT control statement.

---

**IIUB079E DATA BASE *dbname* IS USING DATA SETS NOT REGISTERED WITH DBRC**

### Explanation

The DDNAME or DSNAME identified by *dbname* did not match the names that are registered to DBRC.

For non-HALDBs, all databases must be registered to the RECON data sets because the RECON data sets were initialized with the FORCER option.

### System action

Processing stops.

### User response

For a non-HALDB, if you do not want to register this database, specify DBRC=N on the INPUT control statement.

For a HALDB, if DD statements for the database data sets are specified in the JCL, consider removing the statements.

---

**IIUB080E DB DATA SET OPEN FAILURE - REASON=*yy*, DSN=*dsname***



## Explanation

The database data set could not be opened for scan. yy shows one of the following reason codes:

### 01

The block size or the CI size is zero. Check whether this data set had been loaded or initialized.

### 99

Unknown reason.

## System action

Processing stops.

## User response

Correct the error and rerun the job.

---

**IIUB081I**      **ILDS INITIALIZED FOR DATABASE  
WITH LOGICAL RELATIONSHIPS**

## Explanation

The control statement ILDS INITONLY is specified for a HALDB that has logical relationships.

## System action

Processing continues.

## User response

If ILE records are needed for logical relationships, remove the ILDS INITONLY statement and rerun the job.

---

**IIUB082E**      **DBRC AUTHORIZATION ERROR:  
DBD=*dbdname* DDN=*ddname*  
CODE=*xx* RC=*yyyyy***

## Explanation

The IMS Database Authorization module (DFSDBAU0) returned an error. *dbdname*, *ddname*, and the code (*xx*) indicate the resource information that is passed to the DFSDBAU0 module, and RC=*yyyyy* indicates the return code from the module. *xx* indicates the utility type code of the caller:

### 05

Database Surveyor utility

### 06

Database Scan utility

### 11

Database Recovery utility

## System action

Processing stops.

## User response

See the IMS DFS047A WTO message to determine the cause of the problem. Correct the error, and rerun the job.

---

**IIUB083E**      **HPSRWFP FILE IS NOT FOUND**

## Explanation

No HPSRWFP file is found.

## System action

Processing stops.

## User response

Ensure that the HPSRWFP data sets were generated correctly by IMS High Performance Load.

---

**IIUB084I**      **HPSRWFP FILE IS NOT FOUND:  
PART=*xxxxxxxx***

## Explanation

The HPSRWFP file for the indicated HALDB partition is not found.

## System action

Processing continues.

## User response

If the indicated partition is empty and if the partition was not processed by IMS High Performance Load, you can ignore this message. In other cases, rerun the IMS High Performance Load job to generate the HPSRWFP data sets.

---

**IIUB085E**      **INCORRECT HPSRWFP  
FILE: RSN=*xx* PART=*yyyyyyy*  
PSINDEX=*zzzzzzzz***

## Explanation

The HPSRWFP file is incorrect. *xx* shows one of the following reason codes:

### 01

The name of the partition data set is not found in the RECON data sets.

### 02

The reorganization number of the partition is not found in the RECON data sets.

03

The records for the indicated PSINDEX are missing.

04

The header record is incorrect.

05

The HPSRWFP format level is unrecognized.

### System action

Processing stops.

### User response

Ensure that the HPSRWFP data sets were generated correctly by IMS High Performance Load.

---

**IIUB086E 'INPUT' STATEMENT OPTION  
HPSRWFP IS NOT APPLICABLE  
FOR NON-HALDB**

### Explanation

The INPUT HPSRWFP statement is specified. However, the database that is specified for the PROC statement is not a HALDB.

### System action

Processing stops.

### User response

Correct the error and rerun the job.

---

**IIUB087E 'ILDS INITONLY' IS REQUIRED  
FOR HPSRWFP INPUT**

### Explanation

The ILDS INITONLY statement is required for the PROC BLD\_ILDS statement or the PROC BLD\_ALL statement when the INPUT HPSRWFP statement is specified.

### System action

Processing stops.

### User response

Correct the error and rerun the job.

---

**IIUB088E 'WPHLQ' IS REQUIRED FOR  
HPSRWFP INPUT**

### Explanation

The INPUT HPSRWFP statement is specified, but the WPHLQ statement is not specified.

### System action

Processing stops.

### User response

Correct the error and rerun the job.

---

**IIUB090I SNAP DUMP IS GENERATED IN  
IIUDUMP DATA SET. JOBID=*job\_id***

### Explanation

A snap dump that is required for analysis is generated in the IIUDUMP data set. The IIUDUMP data set is generated in the address space where the error occurred, which is either the main address space or the subordinate address space. The JOBID shows the address space identifier.

### System action

Processing stops.

### User response

None. This message is informational.

---

**IIUB091I SNAP DUMP NOT PRINTED  
BECAUSE DUMMY SPECIFIED FOR  
IIUDUMP DD. JOBID=*job\_id***

### Explanation

A snap dump is not printed because IIUDUMP DD DUMMY is coded in the JCL of the indicated job.

### System action

Processing continues.

### User response

If the snap dump is needed for analysis, remove the IIUDUMP DD statement and rerun the job.

---

**IIUB092I DBD=[*dbdname*](RECON)**

### Explanation

This message follows message IIUB063E and shows the database for which the IMS DBRC API call failed.

## System action

None.

## User response

None. This message is informational.

---

**IIUB093I**      **COMMAND=command**

## Explanation

This message follows message IIUB063E and shows the DBRC command for which the IMS DBRC API call failed.

## System action

None.

## User response

None. This message is informational.

---

**IIUB094I**      **THE NUMBER OF INDEX SOURCE  
SEGMENTS (*segment\_name*)  
EXCEEDS 4,294,967,296**

## Explanation

The number of scanned index source segments exceeds 4,294,967,296. The count of scanned segments and the count of built index records that are printed in the report are inaccurate.

## System action

Processing continues.

## User response

None. This message is informational.

---

**IIUB095M**      **XXXXXXXXXXXXXXXX AN  
UNEXPECTED MESSAGE xxx OF  
XXXXXXXXXX HH.MM.SS.TH**

## Explanation

Potential problems with the messaging system.

## System action

Processing continues.

## User response

Supports failure analysis.

---

**IIUB096M**      **XXXXXXXXXX XXXXXXXXXXXX IMS INDEX  
BUILDER CONTROL FLOW EVENT  
xxx A XXXXXXXXXXXX HH.MM.SS.TH**

## Explanation

Reports critical events by event code xxx.

## System action

None.

## User response

See IMS Index Builder control flow event codes for information about the events being reported.

---

**IIUB097I**      **THE NUMBER OF  
HPSRWFP RECORDS EXCEEDS  
4,294,967,296**

## Explanation

The number of HPSRWFP records exceeds 4,294,967,295. The count of the total HPSRWFP records that is printed in the report is inaccurate.

## System action

Processing continues.

## User response

None. This message is informational.

---

**IIUB098I**      **THE NUMBER OF HPSRWFP  
RECORDS (*index*) EXCEEDS  
4,294,967,296**

## Explanation

The number of HPSRWFP records for the indicated index exceeds 4,294,967,296. The count of HPSRWFP records and the count of built index records that are printed in the report are inaccurate.

## System action

Processing continues.

## User response

None. This message is informational.

---

**IIUB099E**      **PROCESSING ERROR  
ENCOUNTERED, MODULE  
*module\_name***

## Explanation

A processing error occurred in the IMS Index Builder module *module\_name*. One of the following reason messages will accompany this message:

(01)

DBD DBDNAME NOT FOUND IN SECONDARY INDEX TABLE

(02)

ERROR WHILE PROCESSING *function*

(06)

DYNAMIC ALLOCATION ERROR FOR DBD=*dbdname*, DDN=*ddname*, REASON=*reason*

## System action

Processing might or might not continue, depending on the error.

## User response

Correct the error condition and rerun the job.

---

**IIUB100E      INDEX BUILDER INIT FAILURE – REASON=*reason1* ERROR=*reason2***

## Explanation

An error was encountered during initialization of the IMS Index Builder environment. The *reason1* and *reason2* codes are explained in [“IMS Index Builder initialization phase primary reason codes” on page 96](#) and [“IMS Index Builder initialization phase secondary reason codes” on page 101](#).

## System action

Processing stops.

## User response

See the explanation for the reason code that this message issued for information about the reason code and the appropriate action that you should take. Correct the error condition and rerun the IMS Index Builder job.

---

**IIUB101I      SVC DUMP SUPPRESSED BY DAE**

## Explanation

An SVC dump was requested but was suppressed by DAE.

## User response

None. This message is informational.

If a dump is needed, set a SLIP or reset DAE.

---

**IIUB102E      INDEX PROCESS TERMINATED FORCEDLY DUE TO A TIMEOUT**

## Explanation

The index process terminated because of a timeout.

## System action

Processing stops.

## User response

This error might be caused by a system slow down. The timeout value can be changed by the TMRWAIT control statement. Increase the value for the TMRWAIT control statement and then rerun the job. For more information, see [“TMRWAIT control statement” on page 67](#).

---

**IIUB103I      statement IS IGNORED UNLESS STAND-ALONE INDEX BUILDER**

## Explanation

The indicated statement is ignored because the statement is supported only in stand-alone Index Builder jobs.

## System action

Processing continues.

## User response

None. This message is informational.

---

**IIUB104E      APF AUTHORIZATION CHECK FAILED**

## Explanation

One or more libraries in the STEPLIB concatenation are not correctly APF authorized.

## System action

Processing stops.

## User response

APF authorize all the libraries that are concatenated to the STEPLIB and rerun the job.

---

**IIUB105W      TOSI ERROR: FUNC=*function* RC=*rc* RSN=*rsn***

## Explanation

The IMS Tools Online System Interface returned an error. The codes are shown in hexadecimal.

## System action

Processing continues but IMS commands are not issued.

## User response

Locate the preceding messages that were issued by the IMS Tools Online System Interface to identify the cause of the error. Messages that are issued by the IMS Tools Online System Interface are prefixed with FOI.

---

<b>IIUB106I</b>	<b>TOSI ERROR: FUNC=<i>function</i> RC=<i>rc</i> RSN=<i>rsn</i></b>
-----------------	---

## Explanation

The IMS Tools Online System Interface returned a warning. The codes are shown in hexadecimal.

## System action

Processing continues.

## User response

Locate the preceding messages that were issued by the IMS Tools Online System Interface to identify the cause of the error. Messages that are issued by the IMS Tools Online System Interface are prefixed with FOI.

---

<b>IIUB107E</b>	<b>DB=<i>database</i> IS IN USE. IMSID=<i>imsid</i></b>
-----------------	---

## Explanation

The indicated database is in use in the indicated IMS subsystem. The IMS /DBR command cannot be processed.

## System action

Processing stops.

## User response

Terminate the program that is using the database or wait until the program ends. Then, rerun the IMS Index Builder job.

---

<b>IIUB108I</b>	<b>IMS [/DBD /DBR /STA] COMMAND PROCESSED: IMSID=<i>imsid</i></b>
-----------------	---

**DB=*dbdname* RC=*rc***

## Explanation

The IMS /DBD, /DBR, or /STA command for the indicated database is processed in the indicated IMS subsystem.

## System action

Processing continues.

## User response

None. This message is informational.

---

<b>IIUB109W</b>	<b>IMS [/DBD /DBR /STA] COMMAND PROCESSED: IMSID=<i>imsid</i> DB=<i>dbdname</i> RC=<i>rc</i></b>
-----------------	--

## Explanation

The IMS /DBD, /DBR, or /STA command for the indicated database failed in the indicated IMS subsystem.

## System action

Processing continues but no more /DBD, /DBR, and /STA commands are issued.

## User response

For the meaning of the return code, see the explanation of the IMS DFS0488I message.

---

<b>IIUB110W</b>	<b>IMS [/DBD /DBR /STA] COMMAND NOT RETURNED: IMSID=<i>imsid</i> DB=<i>dbdname</i></b>
-----------------	--

## Explanation

The IMS /DBD, /DBR, or /STA command for the indicated database is requested for the indicated IMS subsystem, but no response is returned.

## System action

Processing continues.

## User response

If the system is busy, increase the IMS Tools Online System Interface response timeout value on the TOSIWAIT control statement. For more information, see [“TOSIWAIT control statement” on page 70.](#)

---

**IIUB111W**      **IMS /STA COMMAND CANCELED  
FOR DB=*dbdname* BECAUSE  
IMAGE COPY NEEDED**

### Explanation

The IMS /STA command cannot be issued because the IC NEEDED flag is still turned on for a data set of the indicated database.

### System action

Processing stops.

### User response

Create image copies of the index that was built. If you do not need an image copy of the index, specify the VIC YES control statement and rerun the job. For more information, see “VIC control statement” on page 71.

---

**IIUB112E**      **ERROR IN DFSPSEL  
REQUEST=*request* PART=*partname*  
RC=*rc* RSN=*rsn***

### Explanation

An error occurred when the IMS DFSPSEL macro was used. *rc* is the return code in decimal and *rsn* is the reason code in hexadecimal. For the meaning of the reason code, see the explanation of message DFS0832I in *IMS Messages and Codes*.

### System action

Processing stops.

### User response

Correct the error condition and rerun the job.

---

**IIUB113E**      **ERROR IN DFSDLOC**

### Explanation

An error occurred when the IMS DFSDLOC macro was used to open or close a database. See the DFS0730I message issued before this message for details on the error.

### System action

Processing stops.

### User response

Correct the error condition and rerun the job.

---

**IIUB114E**      **VSAM EXTENDED  
ADDRESSABILITY IS NOT  
SUPPORTED**

### Explanation

The data set was allocated by using a data class that specifies the extended addressability attribute. VSAM data sets that are defined with the extended addressability attribute are not supported.

### System action

Processing stops.

### User response

In the index attributes report, locate message IIUB053E, which identifies the data set in error. Remove the extended addressability attribute from the data set and rerun the job.

---

**IIUB116I**      **IEANTCR SERVICE FOR *name*:  
RC=*rc***

### Explanation

The IEANTCR service returned the indicated return code. The code is shown in hexadecimal format.

### System action

Processing continues.

### User response

None. This message is informational.

---

**IIUB117E**      **COMPRESSION EXIT ROUTINE  
*nnnnnnnn* INITIALIZATION  
ERROR - *Uaaaa* REASON *rrrrrrrr***

### Explanation

An initialization error was detected by a Segment Edit/Compression exit routine. In the message text:

***nnnnnnnn***

Name of the exit routine.

***Uaaaa***

The IMS user abend code generated by the exit routine.

***rrrrrrrr***

The unique label at which the error was detected. This label corresponds to the error reason code. Find the meaning of the reason code in the user's guide of the Segment Edit/Compression exit routine or contact the supplier of the Segment Edit/Compression exit routine.

## System action

Processing stops.

## User response

Determine the cause of the error and correct the problem. See “IMS Index Builder restrictions” on page 17 for consideration about exit routines.

---

**IIUB118E VSAM ATTRIBUTES NOT CONSISTENT WITH DBD**

## Explanation

One or more attributes of the VSAM data set are not consistent with the segment definitions in the DBD.

- KEY LENGTH
- KEY OFFSET
- RECORD LENGTH

## System action

Processing stops.

## User response

In the index attributes report, locate message IIUB053E, which identifies the data set in error. Correct the RECORDSIZE or the KEYS parameter of the IDCAMS DEFINE CLUSTER command for the VSAM data set. The recommended values are printed in the DBDGEN output.

---

**IIUB119I INDEX [DBD | PART]=xxxxxxx - n,nnn,nnn,nnn RECORDS LOADED [\*COMPLETED\*]**

## Explanation

This WTO message shows the number of loaded index records for an index or a partition for monitoring the process.

## System action

Processing continues.

## User response

None. This message is informational.

---

**IIUB120I PSINDEX UPDATE MODE IN EFFECT**

## Explanation

The PSINDEX is being built in update mode because the UPDATE option is specified on the PROC control statement.

## System action

Processing continues.

## User response

None. This message is informational.

---

**IIUB121E HPSRWFP FILE IS NOT FOUND: PART=partname**

## Explanation

Load mode is selected for building the PSINDEX database. Load mode requires that HPSRWFP files exist for all the partitions, but the HPSRWFP file for the indicated HALDB partition was not found.

## System action

Processing stops.

## User response

Rerun the IMS High Performance Load job to generate all the HPSRWFP files, or rerun the IMS Index Builder job in update mode. See “PROC control statement” on page 54 for more information about load and update modes.

---

**IIUB122I 'statement' STATEMENT OPTION option IS NOT APPLICABLE FOR NON-HALDB**

## Explanation

The indicated option is not supported for non-HALDBs.

## System action

Processing continues.

## User response

None. This message is informational.

---

**IIUB123E VSAM EMPTY DATA SET IS NOT SUPPORTED IN UPDATE MODE**

## Explanation

The UPDATE option is specified on the PROC control statement but one or more PSINDEX partitions are empty.

## System action

Processing stops.

## User response

Rerun the job in load mode.

---

**IIUB124I**      **IMS MANAGED ACBS ENABLED.  
[ACTIVE | PENDING] DATABASES  
ARE REFERRED**

## Explanation

The IMS management of ACBs is enabled. IMS Index Builder obtains database information from the IMS catalog.

ACTIVE indicates that the database information is retrieved from the IMS catalog directory data sets. PENDING indicates that the database information is retrieved from the IMS catalog staging data sets.

## System action

Processing continues.

## User response

None. This message is informational.

---

**IIUB125E**      **IMS TOOLS CATALOG INTERFACE  
ERROR: FUNCTION=*function*  
RC=*rc* RSN=*rsn***

## Explanation

The IMS Tools Catalog Interface returned an error. The codes are shown in hexadecimal. A preceding message from the IMS Tools Catalog Interface describes the detail of the error. The typical causes are:

- The IMS Tools Catalog Interface library is not found in the STEPLIB concatenation.
- The input or output database is not registered to the IMS catalog.

## System action

Processing stops.

## User response

Locate the error message issued by the IMS Tools Catalog Interface, correct the error, and rerun the job.

---

**IIUB126I**      **IMS TOOLS CATALOG INTERFACE  
ERROR: FUNCTION=CLOSE RC=*rc*  
RSN=*rsn***

## Explanation

The IMS Tools Catalog Interface CLOSE function returned an error. The codes are shown in hexadecimal.

## System action

Processing continues.

## User response

None. This message is informational.

---

**IIUB127E**      **FAILED TO ACCESS PROCLIB  
MEMBER: DFSDFXxx**

## Explanation

An error occurred while processing the DFSDFXxx member in the PROCLIB data set. The possible causes are:

- The PROCLIB DD statement is not specified.
- The DFSDFXxx member is not found in the PROCLIB data set.
- An open error occurred in the PROCLIB data set.
- A statement error is found in the DFSDFXxx member.

## System action

Processing stops.

## User response

Identify the cause of the error. Correct the error condition and rerun the job.

---

**IIUB128E**      **IMS MANAGEMENT OF ACB WITH  
UNREGISTERED CATALOG IS NOT  
SUPPORTED**

## Explanation

IMS managed ACBs is enabled but the IMS catalog database is not registered to the DBRC RECON data sets. IMS Index Builder does not support IMS catalogs that are not registered to the DBRC RECON data sets.

## System action

Processing stops.

## User response

Register the IMS catalog databases to DBRC or disable IMS management of ACBs, then rerun the IMS Index Builder job.



---

**IIUB130I**      **HPIO ZIIP USED  
(HH:MM:SS.THMIJU) WAS:  
XX:XX:XX.XXXXXX**

### Explanation

This informational message shows the CPU time consumed by zIIP processors for the IMS Index Builder job.

### System action

Processing continues.

### User response

None. This message is informational.

---

**IIUB798E**      **SUBORDINATE ADDRESS SPACE  
IS BEING ABENDED: JOBID=*job\_id***

### Explanation

The master address space determined that the subordinate address did not end as expected. The subordinate address space to be terminated is identified by *job\_id*. The job name is shown in the address spaces report.

### System action

An abend U0798 request is made in the subordinate address space.

### User response

Locate preceding messages from the subordinate on the console log and the job output from the master address space and contact IBM Support.

---

**IIUB799E**      **SUBORDINATE ADDRESS SPACE  
IS BEING TERMINATED:  
JOBID=*job\_id***

### Explanation

The master address space determined that the subordinate address did not end as expected. Either an abend could not be requested or the abend was not successful. The subordinate address space to be terminated is identified by the *job\_id*. The job name is shown in the address spaces report.

### System action

The address space is ended.

### User response

Locate preceding messages from the subordinate on the console log and the job output from the master address space and contact IBM Support.

---

**IIUB999E**      **INTERNAL ERROR RSN=*rsn***

### Explanation

An internal error occurred. The hexadecimal reason code identifies the type of the error. Additional messages showing the error detail may follow this message.

### System action

Processing stops.

### User response

Contact IBM Software support with appropriate diagnostic documentation.



---

## Chapter 13. IMS Index Builder abend codes

This reference section provides detailed information about IMS Index Builder abend codes.

IMS Index Builder issues user abends when fast ending of the process is more efficient, and diagnostic information would aid IBM Software Support.

### **U100**

An initialization phase abend. It can follow an IIUB100E error message if the abend flag is set by the initialization modules. IB31 initialization does not complete, and documentation is provided for IBM Software Support.

### **U199**

A diagnostic abend triggered by the control statement TRACE D4. The process is stopped at a diagnostic check point, and documentation is provided for IMS Software Support.

### **U701 - U799**

These abends can be issued instead of reason codes R701 - R799. They have the same meaning as the corresponding reason codes. The process is ended immediately, and documentation is provided to aid failure analysis.



---

## Chapter 14. Diagnostics Aid

If you have a problem that you think is not a user error, use the Diagnostics Aid to collect the necessary information before you contact IBM Software Support.

1. Run IMS Index Builder Diagnostics Aid (IIUUDIAG) and obtain the IMS Index Builder Load Module APAR Status report.
2. Attach the report to the other diagnostic documents (such as job dump list or I/O of the utility).
3. Report the error to IBM.

IMS Index Builder Diagnostics Aid (IIUUDIAG) generates the IMS Index Builder Load Module APAR Status report for the IMS Index Builder maintenance by IBM. This report shows the latest APAR fixes that are applied to each module of IMS Index Builder components.

### Topics:

- [“How to run Diagnostics Aid with JCL stream” on page 151](#)
- [“Diagnostics Aid report” on page 152](#)
- [“Diagnostic messages and codes” on page 152](#)

---

## How to run Diagnostics Aid with JCL stream

To run IMS Index Builder Diagnostics Aid (IIUUDIAG), supply an EXEC statement and a DD statement that define the output data set.

### EXEC

This statement must be in the following form:

```
//stepname EXEC PGM=IIUUDIAG
```

### STEPLIB DD

This statement defines the library containing the IIUUDIAG program (typically IIU.SIIULMOD).

### SIIULMOD DD

This statement defines the library containing the IMS Index Builder load modules (typically IIU.SIIULMOD) for which you have a problem.

If this DD statement is not provided, or if DD DUMMY is specified, the IMS Index Builder Load Module APAR Status report is not generated.

It is always recommended that you specify this DD statement.

### SYSPRINT DD

This output data set contains the IMS Index Builder Load Module APAR Status report. The data set contains 133-byte, fixed-length records. It can reside on a tape, direct-access device, or printer; or it can be routed through the output stream. If BLKSIZE is coded in the DD statement, it must be a multiple of 133. However, it is recommended that you use the following:

```
//SYSPRINT DD SYSOUT=A
```

The following figure shows example JCL statements to run IMS Index Builder Diagnostics Aid.

```
//DIAG EXEC PGM=IIUUDIAG
//STEPLIB DD DISP=SHR,DSN=IIU.SIIULMOD
//SIIULMOD DD DISP=SHR,DSN=IIU.SIIULMOD
//SYSPRINT DD SYSOUT=A
```

Figure 20. Example JCL statements to run IMS Index Builder Diagnostics Aid

## Diagnostics Aid report

---

Diagnostics Aid (IIUUDIAG) generates the IMS Index Builder Load Module APAR Status report for the IMS Index Builder maintenance by IBM.

### IMS Index Builder Load Module APAR Status report

The IMS Index Builder Load Module APAR Status report contains information about the modules and their applied APARs.

This report contains the following information:

#### MODULE LIBRARY

This field includes the data set names that are specified in the SIIULMOD DD statement. If more than 30 data sets are concatenated, only the first 30 are listed.

#### MODULE NAME

This field shows the name of either the load module member or the alias that belongs to the IMS Index Builder feature.

#### ALIAS-OF

This field shows the name of the original member of the alias. If the module name is not an alias, this field is left blank.

#### CSECT NAME

This field shows the name of the CSECT included in the module. The CSECT names are listed in the order in which they are included in the module.

#### APAR NUMBER

This field shows the latest APAR number that is applied to the module that is represented by the CSECT name. If no APAR is applied, NONE is shown.

#### APAR FIX-DATE

This field shows the date on which the modification for the module represented by the CSECT name was prepared. If no APAR is applied, N/A is shown.

#### Notes:

1. If the CSECT name does not start with *IIU*, or if the program structure of the CSECT does not identify the APAR number and the APAR fixed date as specified by the IMS Index Builder module standard, the fields APAR NUMBER and APAR FIX-DATE are filled with asterisks (\*).
2. If the load module is a member of the PDSE library, the following statement is shown on the report line and the job completes with a return code of 4.

```
** IT CAN NOT BE ANALYZED DUE TO PDSE LIBRARY MEMBER **
```

3. If the load macro for an IMS Index Builder member fails, the following statement is shown on the report line and the job completes with a return code of 8.

```
** IT CAN NOT BE ANALYZED DUE TO LOAD FAILED MEMBER **
```

## Diagnostic messages and codes

---

The following topics describe the return codes, abend codes, and messages that are issued by IMS Index Builder Diagnostics Aid.

### Return codes

IIUUDIAG generates return codes to indicate the success or failure of a job.

IIUUDIAG issues the following return codes.

Table 6. Return codes issued by Diagnostics Aid

Return code	Meaning
0	Successful completion of the program.
4	Warning messages were issued, but the requested operation was completed.
8	Error messages were issued, but the request operation was completed.

## Abend codes

All 36xx abend codes are accompanied by an IIUD36xx message. See the appropriate message for problem determination.

## Messages

The IIUD messages are issued by the Diagnostic Aid.

---

### IIUD1001I      IIUUDIAG ENDED NORMALLY

#### Explanation

This message is generated when IIUUDIAG has been completed successfully.

#### System action

IIUUDIAG completes the job successfully with a return code of 0.

#### User response

None. This message is informational.

---

### IIUD1002W      IIUUDIAG ENDED WITH WARNINGS

#### Explanation

This message is generated when trivial error conditions are encountered by IIUUDIAG.

#### System action

IIUUDIAG ends with a return code of 4.

#### User response

See other messages that are generated by Diagnostic Aid to determine the nature and the cause of the detected errors. Correct the problem, and rerun the job.

---

### IIUD1003E      IIUUDIAG ENDED WITH ERRORS

#### Explanation

This message is generated when severe error conditions are encountered by IIUUDIAG.

#### System action

IIUUDIAG ends with a return code of 8.

#### User response

See other messages that are generated by IIUUDIAG to determine the nature and the cause of the detected errors. Correct the problem, and rerun the job.

---

### IIUD1005W      SIIULMOD DD STATEMENT NOT FOUND

#### Explanation

IIUUDIAG could not find the SIIULMOD DD statement.

#### System action

IIUUDIAG sets an end-of-job return code of 4 and continues processing. IIUUDIAG does not generate a report for the load module.

#### User response

If you intended to specify the indicated DD statement, correct the error, and rerun the job.

---

### IIUD1006W      DUPLICATE *member name* IN LIBRARY DDNAME *ddname*

#### Explanation

IIUUDIAG found a duplicated member in the concatenated libraries.

#### System action

IIUUDIAG uses the member that is first found in the concatenated libraries. IIUUDIAG sets an end-of-job return code of 4 and continues processing.

## User response

Make sure which libraries have correct module/macro libraries. Correct the error, and rerun the job if necessary.

---

**IIUD1007W**      **DUMMY SPECIFIED FOR  
SIIULMOD DD STATEMENT**

## Explanation

DUMMY was specified for the SIIULMOD DD statement.

## System action

IIUUDIAG sets an end-of-job return code of 4 and continues processing. IIUUDIAG does not generate a report for the load module.

## User response

If you did not intend to specify the dummy DD statement, correct the error, and rerun the job.

---

**IIUD1008W**      **NO IMS INDEX BUILDER MODULE  
MEMBERS FOUND IN DDNAME  
SIIULMOD**

## Explanation

IIUUDIAG could not find any IMS Index Builder module members from the DD *ddname* data set.

## System action

IIUUDIAG sets an end-of-job return code of 4 and continues processing.

## User response

Ensure that the libraries have correct IMS Index Builder module libraries. Correct the error and rerun the job.

---

**IIUD2001E**      **LOAD FAILED FOR DDNAME  
*ddname* MODULE *member***

## Explanation

IIUUDIAG could not load a *member name* from *ddname*.

## System action

IIUUDIAG sets an end-of-job return code of 8 and continues processing.

## User response

Make sure that the member indicated exists in the data set specified for the indicated *ddname*. Correct the error, and rerun the job.

---

**IIUD3600E**      **OPEN FAILED FOR DDNAME  
*ddname***

## Explanation

The named DCB could not be opened.

## System action

IIUUDIAG ends with an abend code of U3600.

## User response

Make sure that a *ddname* DD statement exists, and that it specifies the correct DD parameter. Correct any errors, and rerun the job.

---

**IIUD3601E**      **GET FAILED FOR DDNAME *ddname***

## Explanation

The GET failed for a directory from the DD *ddname* data set.

## System action

IIUUDIAG ends with an abend code of U3601.

## User response

See the MVS system message and its programmer response. Correct the error, and rerun IIUUDIAG. If the error persists, report it to IBM.

---

**IIUD3602E**      **READ FAILED FOR DDNAME  
*ddname* MEMBER *member***

## Explanation

The READ failed for a *member* from the DD *ddname* data set.

## System action

IIUUDIAG ends with an abend code of U3602.

## User response

See the MVS system message and its programmer response. Correct the error, and rerun IIUUDIAG. If the error persists, report it to IBM.

---

**IIUD3603E**      **BLDL FAILED FOR DDNAME  
*ddname* MEMBER *member***



## Explanation

The *member* was not found when the BLDL macro searched the PDS directory for the *ddname*.

## System action

IIUUDIAG ends with an abend code of U3603.

## User response

Make sure that the member indicated exists in the data set specified for the indicated *ddname*. Correct the error, and rerun the job. If the error persists, report it to IBM.

---

**IIUD3604E      LOAD FAILED FOR DDNAME  
                  *ddname* MODULE *member***

## Explanation

IIUUDIAG could not load the *member name* from the *ddname*.

## System action

IIUUDIAG ends with an abend code of U3604.

## User response

See the MVS system message and its programmer response. Correct the error, and rerun IIUUDIAG. If the error persists, report it to IBM.

---

**IIUD3605E      DELETE FAILED FOR MODULE  
                  *member***

## Explanation

IIUUDIAG could not delete a *member name*.

## System action

IIUUDIAG ends with an abend code of U3605.

## User response

Report it to IBM.

---

**IIUD3606E      PUT FAILED FOR SYSPRINT**

## Explanation

IIUUDIAG could not put report data in SYSPRINT.

## System action

IIUUDIAG ends with an abend code of U3606.

## User response

See the MVS system message and its programmer response. Correct the error, and rerun IIUUDIAG. If the error persists, report it to IBM.

---

**IIUD3607E      OPEN FAILED FOR SYSPRINT**

## Explanation

SYSPRINT DCB could not be opened.

## System action

IIUUDIAG ends with an abend code of U3607.

## User response

Make sure that a *ddname* SYSPRINT DD statement exists, and that it specifies the correct DD parameter. Correct any errors, and rerun the job.

---

**IIUD3608E      FIND FAILED FOR DDNAME  
                  *ddname* MEMBER *member***

## Explanation

The FIND failed for a *member* from DDNAME *ddname* data set.

## System action

IIUUDIAG ends with an abend code of U3608.

## User response

Make sure that the member indicated exists in the data set specified for the indicated *ddname*. Correct the error, and rerun the job. If the error persists, report it to IBM.

---

**IIUD3609E      DEVTYPE FAILED FOR DDNAME  
                  *ddname***

## Explanation

The DEVTYPE failed for a DDNAME *ddname* data set.

## System action

IIUUDIAG ends with an abend code of U3609.

## User response

Report it to IBM.

---

**IIUD3610E      RDJFCB FAILED FOR DDNAME  
                  *ddname***

**Explanation**

The READJFCB failed for a DDNAME *ddname* data set.

**System action**

IIUUDIAG ends with an abend code of U3610.

**User response**

Report it to IBM.

---

**IIUD3611E      GETMAIN FAILED. INSUFFICIENT  
STORAGE TO RUN THE JOB**

**Explanation**

Workspace for IIUUDIAG could not be obtained.

**System action**

IIUUDIAG ends with an abend code of U3611.

**User response**

Increase the region size, and rerun the job.

---

**IIUD3612E      TOO MANY IMS INDEX BUILDER  
MODULE MEMBERS DETECTED IN  
DDNAME SIIULMOD**

**Explanation**

Too many IMS Index Builder members are in the SIIULMOD DD data set.

**System action**

IIUUDIAG ends with an abend code of U3612.

**User response**

Specify the correct data set for the indicated DD statement, and rerun the job.

---

## Part 4. Reference

Use the following information to interpret syntax diagrams included in the IMS Index Builder topics.

**Topics:**

- [Chapter 15, “How to read syntax diagrams,” on page 159](#)



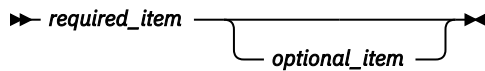
# Chapter 15. How to read syntax diagrams

The following rules apply to the syntax diagrams that are used in this information:

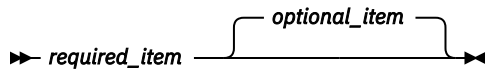
- Read the syntax diagrams from left to right, from top to bottom, following the path of the line. The following conventions are used:
  - The >>--- symbol indicates the beginning of a syntax diagram.
  - The ---> symbol indicates that the syntax diagram is continued on the next line.
  - The >--- symbol indicates that a syntax diagram is continued from the previous line.
  - The --->< symbol indicates the end of a syntax diagram.
- Required items appear on the horizontal line (the main path).



- Optional items appear below the main path.

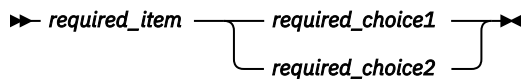


If an optional item appears above the main path, that item has no effect on the execution of the syntax element and is used only for readability.

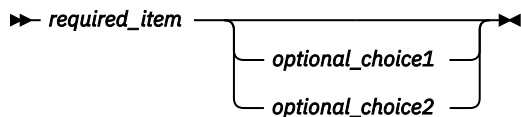


- If you can choose from two or more items, they appear vertically, in a stack.

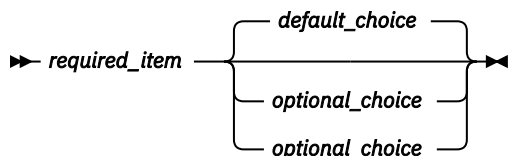
If you *must* choose one of the items, one item of the stack appears on the main path.



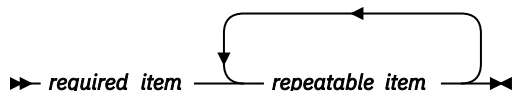
If choosing one of the items is optional, the entire stack appears below the main path.



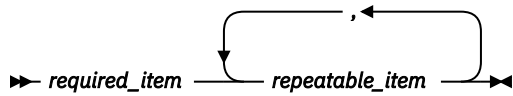
If one of the items is the default, it appears above the main path, and the remaining choices are shown below.



- An arrow returning to the left, above the main line, indicates an item that can be repeated.

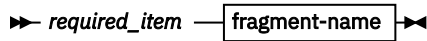


If the repeat arrow contains a comma, you must separate repeated items with a comma.

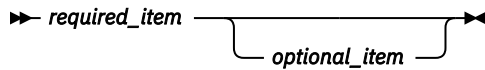


A repeat arrow above a stack indicates that you can repeat the items in the stack.

- Sometimes a diagram must be split into fragments. The syntax fragment is shown separately from the main syntax diagram, but the contents of the fragment should be read as if they are on the main path of the diagram.



**fragment-name**



- A b symbol indicates one blank position.
- Keywords, and their minimum abbreviations if applicable, appear in uppercase. They must be spelled exactly as shown. Variables appear in all lowercase italic letters (for example, *column-name*). They represent user-supplied names or values.
- Separate keywords and parameters by at least one space if no intervening punctuation is shown in the diagram.
- Enter punctuation marks, parentheses, arithmetic operators, and other symbols exactly as shown in the diagram.
- Footnotes are shown by a number in parentheses; for example, (1).

## Notices

---

This information was developed for products and services offered in the U.S.A.

This material may be available from IBM in other languages. However, you may be required to own a copy of the product or product version in that language in order to access it.

IBM may not offer the products, services, or features discussed in this document in other countries. Consult your local IBM representative for information on the products and services currently available in your area. Any reference to an IBM product, program, or service is not intended to state or imply that only that IBM product, program, or service may be used. Any functionally equivalent product, program, or service that does not infringe any IBM intellectual property right may be used instead. However, it is the user's responsibility to evaluate and verify the operation of any non-IBM product, program, or service.

IBM may have patents or pending patent applications covering subject matter described in this document. The furnishing of this document does not give you any license to these patents. You can send license inquiries, in writing, to:

IBM Director of Licensing  
IBM Corporation  
North Castle Drive  
Armonk, NY 10504-1785  
U.S.A.

For license inquiries regarding double-byte (DBCS) information, contact the IBM Intellectual Property Department in your country or send inquiries, in writing, to:

Intellectual Property Licensing  
Legal and Intellectual Property Law  
IBM Japan Ltd.  
19-21, Nihonbashi-Hakozakicho, Chuo-ku  
Tokyo 103-8510, Japan

**The following paragraph does not apply to the United Kingdom or any other country where such provisions are inconsistent with local law:** INTERNATIONAL BUSINESS MACHINES CORPORATION PROVIDES THIS PUBLICATION "AS IS" WITHOUT WARRANTY OF ANY KIND, EITHER EXPRESS OR IMPLIED, INCLUDING, BUT NOT LIMITED TO, THE IMPLIED WARRANTIES OF NON-INFRINGEMENT, MERCHANTABILITY OR FITNESS FOR A PARTICULAR PURPOSE. Some states do not allow disclaimer of express or implied warranties in certain transactions, therefore, this statement may not apply to you.

This information could include technical inaccuracies or typographical errors. Changes are periodically made to the information herein; these changes will be incorporated in new editions of the publication. IBM may make improvements and/or changes in the product(s) and/or the program(s) described in this publication at any time without notice.

Any references in this information to non-IBM Web sites are provided for convenience only and do not in any manner serve as an endorsement of those Web sites. The materials at those Web sites are not part of the materials for this IBM product and use of those Web sites is at your own risk.

IBM may use or distribute any of the information you supply in any way it believes appropriate without incurring any obligation to you.

Licensees of this program who wish to have information about it for the purpose of enabling: (i) the exchange of information between independently created programs and other programs (including this one) and (ii) the mutual use of the information which has been exchanged, should contact:

IBM Director of Licensing  
IBM Corporation  
North Castle Drive

Armonk, NY 10504-1785  
U.S.A.

Such information may be available, subject to appropriate terms and conditions, including in some cases, payment of a fee.

The licensed program described in this information and all licensed material available for it are provided by IBM under terms of the IBM Customer Agreement, IBM International Program License Agreement, or any equivalent agreement between us.

Any performance data contained herein was determined in a controlled environment. Therefore, the results obtained in other operating environments may vary significantly. Some measurements may have been made on development-level systems and there is no guarantee that these measurements will be the same on generally available systems. Furthermore, some measurements may have been estimated through extrapolation. Actual results may vary. Users of this document should verify the applicable data for their specific environment.

Information concerning non-IBM products was obtained from the suppliers of those products, their published announcements or other publicly available sources. IBM has not tested those products and cannot confirm the accuracy of performance, compatibility or any other claims related to non-IBM products. Questions on the capabilities of non-IBM products should be addressed to the suppliers of those products.

All statements regarding IBM's future direction or intent are subject to change or withdrawal without notice, and represent goals and objectives only.

This information contains examples of data and reports used in daily business operations. To illustrate them as completely as possible, the examples include the names of individuals, companies, brands, and products. All of these names are fictitious and any similarity to the names and addresses used by an actual business enterprise is entirely coincidental.

#### COPYRIGHT LICENSE:

This information contains sample application programs in source language, which illustrate programming techniques on various operating platforms. You may copy, modify, and distribute these sample programs in any form without payment to IBM, for the purposes of developing, using, marketing or distributing application programs conforming to the application programming interface for the operating platform for which the sample programs are written. These examples have not been thoroughly tested under all conditions. IBM, therefore, cannot guarantee or imply reliability, serviceability, or function of these programs. The sample programs are provided "AS IS", without warranty of any kind. IBM shall not be liable for any damages arising out of your use of the sample programs.

If you are viewing this information softcopy, the photographs and color illustrations may not appear.

## Trademarks

IBM, the IBM logo, and [ibm.com](http://www.ibm.com)<sup>®</sup> are trademarks or registered trademarks of International Business Machines Corp., registered in many jurisdictions worldwide. Other product and service names might be trademarks of IBM or other companies. A current list of IBM trademarks is available on the web at "Copyright and trademark information" at <http://www.ibm.com/legal/copytrade.html>.

Java<sup>™</sup> and all Java-based trademarks and logos are trademarks or registered trademarks of Oracle and/or its affiliates.

Microsoft, Windows, Windows NT, and the Windows logo are trademarks of Microsoft Corporation in the United States, other countries, or both.

Other company, product, and service names may be trademarks or service marks of others.

## Terms and conditions for product documentation

Permissions for the use of these publications are granted subject to the following terms and conditions:

**Applicability:** These terms and conditions are in addition to any terms of use for the IBM website.



**Personal use:** You may reproduce these publications for your personal, noncommercial use provided that all proprietary notices are preserved. You may not distribute, display or make derivative work of these publications, or any portion thereof, without the express consent of IBM.

**Commercial use:** You may reproduce, distribute and display these publications solely within your enterprise provided that all proprietary notices are preserved. You may not make derivative works of these publications, or reproduce, distribute or display these publications or any portion thereof outside your enterprise, without the express consent of IBM.

**Rights:** Except as expressly granted in this permission, no other permissions, licenses or rights are granted, either express or implied, to the publications or any information, data, software or other intellectual property contained therein.

IBM reserves the right to withdraw the permissions granted herein whenever, in its discretion, the use of the publications is detrimental to its interest or, as determined by IBM, the above instructions are not being properly followed.

You may not download, export or re-export this information except in full compliance with all applicable laws and regulations, including all United States export laws and regulations.

IBM MAKES NO GUARANTEE ABOUT THE CONTENT OF THESE PUBLICATIONS. THE PUBLICATIONS ARE PROVIDED "AS-IS" AND WITHOUT WARRANTY OF ANY KIND, EITHER EXPRESSED OR IMPLIED, INCLUDING BUT NOT LIMITED TO IMPLIED WARRANTIES OF MERCHANTABILITY, NON-INFRINGEMENT, AND FITNESS FOR A PARTICULAR PURPOSE.

## **Privacy policy considerations**

IBM Software products, including software as a service solutions, ("Software Offerings") may use cookies or other technologies to collect product usage information, to help improve the end user experience, to tailor interactions with the end user or for other purposes. In many cases no personally identifiable information is collected by the Software Offerings. Some of our Software Offerings can help enable you to collect personally identifiable information. If this Software Offering uses cookies to collect personally identifiable information, specific information about this offering's use of cookies is set forth below.

This Software Offering does not use cookies or other technologies to collect personally identifiable information.

If the configurations deployed for this Software Offering provide you as customer the ability to collect personally identifiable information from end users via cookies and other technologies, you should seek your own legal advice about any laws applicable to such data collection, including any requirements for notice and consent.

For more information about the use of various technologies, including cookies, for these purposes, see IBM's Privacy Policy at <http://www.ibm.com/privacy> and the section titled "Cookies, Web Beacons, and Other Technologies" in IBM's Online Privacy Statement at <http://www.ibm.com/privacy/details>. Also, see the "IBM Software Products and Software-as-a-Service Privacy Statement" at <http://www.ibm.com/software/info/product-privacy>.



---

# Index

## A

- abend codes
  - IMS Index Builder [149](#)
- accessibility
  - overview [19](#)
- activating installation [22](#)
- activation
  - IMS Tools Knowledge Base [24](#)
  - ITKB [24](#)
- adding new secondary index
  - example [32](#)
- APF authorization [49](#)
- architecture diagram [15](#)
- authorized program facility [49](#)

## B

- blanks (none) in parameter syntax [54](#)
- building
  - HALDB partition ILDS [43](#)
  - HIDAM on an alternate primary index [41](#)
  - IMS catalog databases [47](#)
  - IMS catalog indexes [44](#)
  - partitioned secondary index
    - HPSRWFP [38](#)
  - PHIDAM partition primary index [43](#)
  - secondary index
    - DFSURIDX [36](#)
    - functions [31](#)
    - IBSCAN [31](#)
    - reasons [31](#)
    - split function [34](#)
    - using DFSURWF1 [33](#)
    - using HPSRSIDX [33](#)
- building HIDAM primary index
  - IBSCAN [40](#)

## C

- changes
  - summary [3](#)
- CLASS input control statement [57](#)
- codes
  - return [95](#)
- coding rules
  - control statements [54](#)
- common services group [14](#)
- compatibility [17](#)
- compatibility with other utilities [17](#)
- COMPAUTH input control statement [58](#)
- components [14](#)
- configuration
  - IMS Tools Knowledge Base [24](#)
  - IMS Tools Online System Interface [25](#)
  - ITKB [24](#)
  - operating environment [22](#)

- configuration (*continued*)
  - prerequisites [21](#)
- control flow events [93](#)
- control flow events reported on IIUSNAP [93](#)
- control statements
  - CLASS [57](#)
  - COMPAUTH [58](#)
  - DBAUTH [58](#)
  - described [54](#)
  - DFSDF [59](#)
  - IIURSORT [60](#)
  - ILDS [60](#)
  - INDEX [60](#)
  - INPUT [56](#)
  - ITKBLOAD [61](#)
  - ITKBSRVR [62](#)
  - JOBNSCAN [62](#)
  - JOBNSORT [62](#)
  - MAXTASKS [63](#)
  - OUTPUT [63](#)
  - PARTNAME [64](#)
  - PROC [54](#), [73](#)
  - PROGMON [64](#)
  - rules for coding [54](#)
  - SIDXBUF [65](#)
  - SORTFSZ [65](#)
  - SORTOPT [66](#)
  - STRIPE [66](#)
  - summary [73](#)
  - SVCDUMP [67](#)
  - TMRWAIT [67](#)
  - TOSIDBD [67](#)
  - TOSIDBR [68](#)
  - TOSISTA [69](#)
  - TOSIWAIT [70](#)
  - TOSIXCFGRP [71](#)
  - VIC [71](#)
  - WFPDEL [72](#)
  - WFPHLQ [72](#)
  - ZIIPMODE [72](#)
- cookie policy [161](#)
- creating
  - secondary index
    - functions [31](#)
    - IBSCAN [31](#)
    - reasons [31](#)
- creating secondary indexes
  - IBSCAN [32](#)
  - tasks [32](#)
- critical events report [49](#)

## D

- data set group DD statements [54](#)
- data sets
  - initializing
    - example [39](#)

- database reorganization [33](#)
- database scan [56](#)
- DBAUTH input control statement [58](#)
- DBDs
  - specifying new [49](#)
- DBRC [56](#)
- DBRC command authorization [24](#)
- DBRC recovery
  - changing JCL [39](#)
- DD statements
  - data set group [54](#)
  - DDEFPDS [49](#)
  - DFSACBPD [49](#)
  - DFSCTL [49](#)
  - DFSPARM [49](#)
  - DFSURIDX [49](#), [73](#)
  - DFSURWF1 [49](#), [73](#)
  - DFSVSAMP [49](#)
  - HPSRSIDX [49](#)
  - HSSROPT [49](#)
  - IICABP [49](#)
  - IIUCAPT [49](#)
  - IIUDUMP [49](#)
  - IIUIN [49](#)
  - IIUOPT [49](#)
  - IIUPRINT [49](#)
  - IIUSNAP [49](#)
  - IIUSOUT [49](#)
  - IIUWFPnn [49](#)
  - IMS [49](#)
  - IMSALT [32](#), [49](#), [73](#)
  - IMSDALIB [49](#)
  - OUTPUT [49](#), [73](#)
  - PROCLIB [49](#)
  - RECONn [49](#)
  - secondary index [53](#)
  - STEPLIB [49](#)
- DDEFPDS DD statement [49](#)
- defining runtime defaults [79](#)
- dependencies [17](#)
- DFSACBPD DD statement [49](#)
- DFSCTL DD statement [49](#)
- DFSDF input control statement [59](#)
- DFSPARM DD statement [49](#)
- DFSURIDX
  - building secondary index [36](#)
- DFSURIDX DD statement [49](#), [73](#)
- DFSURWF1
  - building secondary index [33](#), [34](#)
  - prefix resolution [34](#)
- DFSURWF1 DD statement [49](#), [73](#)
- DFSVSAMP DD statement [49](#)
- diagnostic documentation [91](#)
- diagnostic messages and codes [152](#)
- Diagnostics Aid [151](#)
- distribution library
  - IIUBLDPR
    - listing [41](#)
  - IIUBLDSN, listing [32](#)
- documentation
  - accessing [18](#)
  - sending feedback [18](#)
- driver [14](#)
- duplicate keys [87](#)

- DUPLKEY stripe [87](#)
- dynamic allocation [49](#), [53](#), [54](#)
- dynamic allocation modules [49](#)

## E

- error handling [95](#)
- error messages [125](#)
- error records
  - snapshots of [49](#)
- examples
  - adding secondary index to existing database [32](#)
  - initializing data sets [39](#)
  - rebuilding alternate primary index [41](#)
- EXEC DD statement [49](#)
- EXEC statements [49](#)

## F

- features [3](#), [10](#)
- FILSZ parameter [66](#)
- functions [10](#), [31](#), [39](#)

## G

- generic PSBs [49](#)

## H

- HALDB partition ILDS
  - rebuilding [43](#)
- hardware requirements [21](#)
- HIDAM primary index
  - building [40](#)
  - rebuilding on an alternate primary index data set [41](#)
- hierarchical scan
  - using IMS High Performance Unload [49](#)
- highlights [10](#)
- HPSRSIDX
  - building secondary index [33](#)
- HPSRSIDX DD statement [49](#)
- HPSRWFP
  - building secondary index [38](#)
- HSSROPT DD statement [49](#)

## I

- I/O buffer subpools [49](#)
- IBM Software Support
  - diagnostic documentation [91](#)
- IBSCAN
  - building HIDAM primary index [40](#)
  - building secondary index [31](#)
  - creating new secondary index [32](#)
- IIU.STRIPE
  - defining in RACF [75](#)
- IIUBLDPR
  - listing [41](#)
- IIUBLDSN, listing [32](#)
- IIUBSRT [75](#)
- IIUCAPT DD [93](#)
- IIUCAPT DD statement [49](#)
- IIUDKEYS [87](#)

- IIUDUMP DD statement [49](#)
- IIUIN DD statement [49](#)
- IIUOPT DD statement [49](#)
- IIUPRINT DD statement [49](#)
- IIURDFLT
  - adding parameters [79](#)
- IIURSORT input control statement [60](#)
- IIUSNAP [93](#)
- IIUSNAP DD statement [49](#)
- IIUSNAP output file [93](#)
- IIUSORT [75](#)
- IIUSOUT DD [93](#)
- IIUSOUT DD statement [49](#)
- IIUSTART [49](#)
- IIUUDIAG [151](#)
- IIUWFPnn DD statement [49](#)
- ILDS input control statement [60](#)
- IMS catalog [47](#)
- IMS catalog ILDS
  - rebuilding [44](#)
- IMS catalog indexes
  - rebuilding [44](#)
- IMS DD statement [49](#)
- IMS High Performance Unload
  - for hierarchical scan [49](#)
  - interface [49](#)
- IMS Index Builder
  - abend codes [149](#)
  - support [17](#)
- IMS managed ACBs [47](#)
- IMS reorganization reload utility output [49](#)
- IMS reorganization utility [32](#), [33](#)
- IMS Tools Knowledge Base [24](#)
- IMS Tools Knowledge Base interface [61](#), [62](#)
- IMS Tools Knowledge Base support [17](#)
- IMS Tools Online System Interface [46](#)
- IMS utilities [17](#)
- IMSALT DD statement [32](#), [49](#), [73](#)
- IMSDALIB DD statement [49](#)
- index build phase failure reason codes [103](#)
- INDEX input control statement [60](#)
- index records with duplicate keys [87](#)
- initialization phase failure reason codes [96](#), [101](#)
- initializing empty secondary index [39](#)
- input
  - DFSURWF1 [31](#)
  - IBSCAN [32](#)
- input control statement
  - ITKBLOAD [61](#)
- input control statements
  - CLASS [57](#)
  - COMPAUTH [58](#)
  - DBAUTH [58](#)
  - DFSDF [59](#)
  - IIURSORT [60](#)
  - ILDS [60](#)
  - INDEX [60](#)
  - INPUT [56](#)
  - ITKBLOAD [61](#)
  - ITKBSRVR [62](#)
  - JOBNSCAN [62](#)
  - JOBNSORT [62](#)
  - MAXTASKS [63](#)
  - OUTPUT [63](#)

- input control statements (*continued*)
  - PARTNAME [64](#)
  - PROC [54](#), [73](#)
  - PROGMON [64](#)
  - SIDXBUF [65](#)
  - SORTFSZ [65](#)
  - SORTOPT [66](#)
  - STRIPE [66](#)
  - summary [73](#)
  - SVCDUMP [67](#)
  - TMRWAIT [67](#)
  - TOSIDBD [67](#)
  - TOSIDBR [68](#)
  - TOSISTA [69](#)
  - TOSIWAIT [70](#)
  - TOSIXCFGRP [71](#)
  - VIC [71](#)
  - WFPDEL [72](#)
  - WFPHLQ [72](#)
  - ZIIPMODE [72](#)
- INPUT input control statement [56](#)
- INPUT statement keyword
  - DBRC [56](#)
  - DFSURIDX [56](#)
  - DFSURWF1 [56](#)
  - HPSRSIDX [56](#)
  - IBSCAN [56](#)
- input type
  - specifying [56](#)
- installation
  - activating [22](#)
  - verifying [22](#)
- integration [17](#)
- inter-region communication [22](#)
- issuing IMS commands automatically [46](#)
- ITKB [24](#)
- ITKB support [17](#)
- ITKBSRVR input control statement [62](#)

## J

- JCL
  - DD statements
    - data set group [54](#)
    - DDEFPS [49](#)
    - DFSACBPD [49](#)
    - DFSCTL [49](#)
    - DFSPARM [49](#)
    - DFSURIDX [49](#), [73](#)
    - DFSURWF1 [49](#), [73](#)
    - DFSVSAMP [49](#)
    - EXEC [49](#)
    - HPSRSIDX [49](#)
    - HSSROPT [49](#)
    - IIUCABP [49](#)
    - IIUCAPT [49](#)
    - IIUDUMP [49](#)
    - IIUIN [49](#)
    - IIUOPT [49](#)
    - IIUPRINT [49](#)
    - IIUSNAP [49](#)
    - IIUSOUT [49](#)
    - IIUWFPnn [49](#)
    - IMS [49](#)

## JCL (continued)

### DD statements (continued)

IMSALT [49, 73](#)

IMSDALIB [49](#)

OUTPUT [49, 73](#)

PROCLIB [49](#)

RECONn [49](#)

secondary index [53](#)

STEPLIB [49](#)

SYSPRINT [49](#)

### distribution library

IIUBLDPR [41](#)

IIUBLDSN listing [32](#)

### summary [73](#)

JOBNSCAN input control statement [62](#)

JOBNSORT input control statement [62](#)

## K

knowledge-base support [17](#)

## L

### legal notices

cookie policy [161](#)

notices [161](#)

programming interface information [161](#)

trademarks [161](#)

### listings

IIUBLDPR [41](#)

IIUBLDSN [32](#)

## M

main output file [49](#)

main output file (SYSPRINT) [93](#)

MAXTASKS input control statement [63](#)

messages [125](#)

migration [27](#)

migration from 2.3 to 3.1 [27](#)

MVS log [23](#)

## N

notices [161](#)

## O

### operating environment requirements

APF authorization

inter-region communication [22](#)

started task procedures [23](#)

OSAM files [49](#)

### output

DFSURIDX [31](#)

OUTPUT control statement [49](#)

OUTPUT DD statement [49, 73](#)

### output file

main [49](#)

### output files

main output file (SYSPRINT) [93](#)

process events file (IIUSNAP) [93](#)

SORT output file [93](#)

OUTPUT input control statement [63](#)

overview [3](#)

## P

parallel scan [75](#)

partitioned secondary index [56](#)

PARTNAME input control statement [64](#)

performance benefits [10](#)

PHIDAM partition primary index

rebuilding [43](#)

prefix resolution

input to build index [36](#)

output from [49](#)

split function [34](#)

primary index

building [40](#)

IBSCAN [40](#)

PROC control statement [73](#)

PROC input control statement [54](#)

PROC statement keywords

ALL [54](#)

BLD\_ALL [54](#)

BLD\_PRIMARY [54](#)

BLD\_SECONDARY [54](#)

SELECTED [54](#)

process events output file [93](#)

processing phase reason codes [108](#)

processing type [54](#)

PROCLIB [75](#)

PROCLIB DD statement [49](#)

product features [10](#)

product overview [3](#)

PROGMON input control statement [64](#)

programming interface information [161](#)

progress log creation

TRACE [54](#)

PSBs generic [49](#)

PSINDEX [56](#)

## R

RACF authorization [75](#)

reader comment form [18](#)

reason codes

index build phase failure [103](#)

initialization phase failure [96, 101](#)

processing phase [108](#)

verification phase [123](#)

rebuilding

HALDB partition ILDS [43](#)

HIDAM on an alternate primary index [41](#)

IMS catalog indexes [44](#)

PHIDAM partition primary index [43](#)

RECONn DD statement [49](#)

recovering

secondary index [39](#)

reference

abend codes [149](#)

control flow events [93](#)

error messages [125](#)

IBM Software Support

diagnostic documentation [91](#)

- reference (*continued*)
  - messages [125](#)
  - output file [93](#)
  - reason codes [95](#)
- region size requirements [22](#)
- reload utility [33](#)
- reorganization reload utility output [49](#)
- reorganization utility [32](#), [33](#)
- requirements
  - APF authorization [22](#)
  - configuration [22](#)
  - hardware [21](#)
  - inter-region communication [22](#)
  - operating environment [22](#)
  - region size [22](#)
  - software [21](#)
  - started task procedures [23](#)
  - storage [22](#)
- restrictions [17](#)
- return codes [95](#)
- runtime parameters
  - defining SORT procedure name [79](#)
- runtime parameters module [79](#)

## S

- scan method [45](#)
- scan physical database [56](#)
- scanning the database
  - rebuilding with alternate primary index data set [41](#)
- scenarios [16](#)
- screen readers and magnifiers [19](#)
- secondary index
  - building
    - DFSURIDX [36](#)
    - HPSRWFP [38](#)
    - IBSCAN [31](#)
    - split function [34](#)
    - using DFSURWF1 [33](#)
    - using HPSRSIDX [33](#)
  - creating new
    - IBSCAN [32](#)
    - tasks [32](#)
  - example of adding [32](#)
  - initializing [39](#)
  - rebuilding [39](#)
  - recovering [39](#)
  - reorganizing [39](#)
- secondary index DD statements [53](#)
- sequential scan technology [45](#)
- service information [18](#)
- shared secondary index [17](#)
- SIDXBUF control statement [65](#)
- snapshots of error records [49](#)
- software requirements [21](#)
- SORT output file [93](#)
- SORT parameters
  - FILSZ [66](#)
  - MAINSIZE [66](#)
- SORT procedure
  - passing options to
    - SORTFSZ [65](#)
- sort work file requirements [22](#)
- SORTFSZ control statement [65](#)

- SORTOPT control statement [66](#)
- specify processing type [54](#)
- specify subordinate address space [63](#)
- split function [31](#), [34](#), [49](#), [63](#)
- STEPLIB DD statement [49](#)
- storage requirements [22](#)
- STRIPE control statement [66](#)
- subordinate address space
  - specify amount [66](#)
- subordinate address space procedure
  - IIUBSRT [75](#)
- subpools
  - allocation of [49](#)
- summary of changes [3](#)
- support information [18](#)
- SVCDUMP control statement [67](#)
- syntax
  - control statements [54](#)
- syntax diagrams
  - how to read [159](#)
- SYSPRINT output file [93](#)

## T

- technotes [18](#)
- terminology [11](#)
- TMRWAIT control statement [67](#)
- TOSIDBD control statement [67](#)
- TOSIDBR control statement [68](#)
- TOSISTA control statement [69](#)
- TOSIWAIT control statement [70](#)
- TOSIXCFGRP control statement [71](#)
- TRACE dx [54](#)
- TRACE mode [54](#)
- trademarks [161](#)

## U

- unsupported control statements [73](#)
- utilities
  - compatibility [17](#)
  - IMS reorganization [32](#)
  - prefix resolution and split function [34](#)
- UUCABP DD statement [49](#)

## V

- verification phase reason codes [123](#)
- verifying installation [22](#)
- VIC control statement [71](#)
- VSAM files [49](#)

## W

- WFPDEL control statement [72](#)
- WFPHLQ control statement [72](#)
- work class file
  - defining in RACF [75](#)

## Z

- ZIIPMODE control statement [72](#)









Product Number: 5655-R01

SC18-9101-09

