

z/OS



Security Server RACF Macros and Interfaces

Version 2 Release 2

Note

Before using this information and the product it supports, read the information in "Notices" on page 591.

This edition applies to Version 2 Release 2 of z/OS (5650-ZOS) and to all subsequent releases and modifications until otherwise indicated in new editions.

© **Copyright IBM Corporation 1994, 2017.**

US Government Users Restricted Rights – Use, duplication or disclosure restricted by GSA ADP Schedule Contract with IBM Corp.

Contents

Figures	vii
--------------------------	------------

Tables	ix
-------------------------	-----------

About this document **xiii**

Purpose of this document	xiii
Who should use this document	xiii
How to use this document	xiii
Where to find more information	xiv
RACF courses	xiv
Other sources of information	xv
Internet sources	xv

How to send your comments to IBM **xvii**

If you have a technical problem	xvii
---	------

Summary of changes **xix**

Summary of changes made in z/OS Version 2 Release 2 (V2R2) as updated March 2017	xix
Summary of changes made in z/OS Version 2 Release 2 (V2R2) as updated September 2016	xix
Summary of changes for z/OS Version 2 Release 2 (V2R2) as updated June 2016	xx
Summary of changes for z/OS Version 2 Release 2 (V2R2)	xx
z/OS Version 2 Release 1 summary of changes	xxi

Chapter 1. RACF customization macros **1**

ICHERCDE macro	1
ICHNCONV macro.	12
ICHNCONV coding guideline	12
ICHNCONV DEFINE	13
ICHNCONV SELECT	13
ICHNCONV ACTION.	19
ICHNCONV END	20
ICHNCONV FINAL	21
Example of a naming convention table	21
ICHRFRTB macro	22

Chapter 2. Panel driver interface module (ICHSPF03) **25**

Invoking the panel driver interface	25
Panel mapping table	25
The ISPLINK call	26
Example of a RACF panel interface coding sequence	27

Chapter 3. Profile name list service routine (IRRPNL00) **29**

Invoking the profile name list service routine	29
Format of returned profile name list	30
Return codes	30

Chapter 4. Date conversion routine **33**

Invoking the date conversion routine	33
Format of returned converted date	33
Return code	33

Chapter 5. SMF records **35**

Record type 80: RACF processing record	36
Format of SMF type 80 records	37
Table of event codes and event code qualifiers.	42
Table of relocate section variable data	58
Table of extended-length relocate section variable data	65
Table of data type 6 command-related data.	78
Record type 81: RACF initialization record	110
Record type 83: Security events	116
Product section	118
Security section.	118
Relocate sections	123
Reformatted RACF SMF records	125
Reformatted process records	125
Reformatted status records	130

Chapter 6. The format of the unloaded SMF type 80 data. **135**

IRRADU00 record format	135
XML grammar	136
Steps for converting RACF field names to XML tag names	136
The format of the header portion of the unloaded SMF type 30 and type 80	137
Event codes	139
Record extensions	143
The JOBINIT record extension	144
The ACCESS record extension	147
The ADDVOL record extension	150
The RENAMEDS record extension	152
The DELRES record extension	153
The DELVOL record extension.	155
The DEFINE record extension	156
The ADDSD record extension	158
The ADDGROUP record extension	160
The ADDUSER record extension	161
The ALTDSO record extension.	162
The ALTGROUP record extension	164
The ALTUSER record extension	165
The CONNECT record extension	167
The DELDSO record extension	168
The DELGROUP record extension	170
The DELUSER record extension	171
The PASSWORD record extension	173
The PERMIT record extension	174
The RALTER record extension	176
The RDEFINE record extension	177
The RDELETE record extension	178
The REMOVE record extension	180

The SETROPTS record extension	181
The RVARY record extension	183
The APPCLU record extension	184
The general event record extension	186
The directory search record extension	187
The check directory access record extension	189
The check file access record extension	191
The change audit record extension	193
The change directory record extension	196
The change file mode record extension	198
The change file ownership record extension	201
The clear SETID bits record extension	203
The EXEC SETUID/SETGID record extension	205
The GETPSENT record extension	206
The initialize z/OS UNIX record extension	208
The z/OS UNIX process completion record	210
The KILL record extension	211
The LINK record extension	213
The MKDIR record extension	215
The MKNOD record extension	217
The mount file system record extension	220
The OPENFILE record extension	222
The PTRACE record extension	225
The rename file record extension	227
The RMDIR record extension	229
The SETEGID record extension	231
The SETEUID record extension	233
The SETGID record extension	234
The SETUID record extension	236
The SYMLINK record extension	238
The UNLINK record extension	239
The unmount file system record extension	241
The check file owner record extension	243
The check privilege record extension	245
The open slave TTY record extension	246
The RACLINK command record extension	248
The IPCCHK record extension	251
The IPCGET record extension	253
The IPCCTL record extension	255
The SETGROUP record extension	258
The CKOWN2 record extension	259
The access rights record extension	261
The RACDCERT command record extension	263
The InitACEE record extension	264
The Network Authentication Service record extension	266
The RPKIGENC record extension	266
The RPKIEXPT record extension	268
The Policy Director Authorization Services record extension	270
The RPKIREAD record extension	271
The RPKIUPDR record extension	273
The RPKIUPDC record extension	274
The SETFACL record extension	276
The DELFACL record extension	278
The SETFSECL record extension	280
The WRITEDWN record extension	282
The PKIDPUBR record extension	283
The RPKIRESP record extension	283
The PassTicket evaluation (PTEVAL) record extension	285

The PassTicket generation (PTCREATE) record extension	286
The RPKISCEP record extension	287
The RDATAUPD record extension	289
The PKIAURNW record extension	291
The PGMVERYF record extension	291
The RACMAP record extension	293
The AUTOPROF record extension	294
The RPKIQREC record extension	296

Chapter 7. The format of the unloaded SMF type 81 data. 299
The format of the unloaded SMF type 81 class data 303

Chapter 8. The format of the unloaded SMF type 83 data. 305

Chapter 9. RACF database unload utility (IRRDBU00) records. 307

IRRDBU00 record types	307
Format of the record type identification number	309
The relationships among unloaded database records	309
Conversion rules of the database unload utility	317
Record formats produced by the database unload utility	318
Group record formats	318
User record formats	321
Data set record formats	341
General resource record formats	345

Chapter 10. The RACF secured signon PassTicket 365

Generating and evaluating a PassTicket	365
Using the service to generate a PassTicket	366
Incorporating the PassTicket generator algorithm into your program	367
Generating a secured signon session key	374
Using the service to generate a secured signon session key	374
Incorporating the secured signon session key generator algorithm into your program	376

Chapter 11. The RACF environment service 379

Function	379
Requirements	379
RACF authorization	380
Register usage	380
Format	380
Parameters	381
Return and reason codes	382
Usage notes	383
Related services	384

Chapter 12. SAF user mapping plug-in interface 385

Installation considerations for the SAF user mapping service	385
Writing an application that uses the SAF user mapping plug-in interface	385
Preparing to run an application with the SAF user mapping plug-in implementation.	388
Writing your own SAF user mapping plug-in implementation.	389
SAF user mapping plug-in initialization function – safMappingInit()	391
Function	391
Format	391
Requirements	391
RACF authorization	392
Usage notes	392
Function return values	393
SAF user mapping plug-in lookup function – safMappingLookup()	394
Function	394
Format	394
Requirements	394
RACF authorization	395
Usage notes	395
Function return values	398
SAF user mapping plug-in termination function – safMappingTerm()	399
Function	399
Format	399
Requirements	399
RACF authorization	399
Usage notes	399
Function return values	400
The irrspim.h header file	401

Chapter 13. Generic name translate service (IRRGNT00). 405

Function	405
Environment	405
Restrictions	405
Input register information	405
Output register information	405
Parameters	406
Invoking the generic name translate service	406
Return and reason codes	406

Chapter 14. IRRXUTIL: REXX interface to R_admin extract 409

Parameters	409
Examples	411
Return codes	411
SETROPTS data	412
Specifying a period in the stem name	413
Examples	413
REXX stem variables created by IRRXUTIL for profile and SETROPTS information	414
Example	415
REXX stem variables created by IRRXUTIL for RACF subsystem and remote sharing information	416

Appendix A. ICHEINTY, ICHECTEST, and ICHEACTN macros 427

ICHEINTY macro	428
Return codes from the ICHEINTY macro	442
ICHECTEST macro	445
ICHEACTN macro	448
Using ICHEACTN with the DATAMAP=NEW and DATAMAP=OLD operands	451
Examples of ICHEINTY, ICHECTEST, and ICHEACTN macro usage	459

Appendix B. REXX RACVAR 465

Appendix C. Supplied class descriptor table entries 467

Appendix D. RACF database templates 527

Format of field definitions	527
Repeat groups on the RACF database	528
Field length	528
Data field types	528
Combination fields on the RACF database.	529
Determining space requirements for the profiles	529
Determining space requirements for alias index entries.	531
Group template for the RACF database.	531
User template for the RACF database	534
Connect template for the RACF database	546
Data set template for the RACF database	548
General template for the RACF database	552
Reserved template for the RACF database.	562

Appendix E. Event code qualifier descriptions 565

Event codes and event code qualifiers	565
Event 1(1): JOB INITIATION/TSO LOGON/TSO LOGOFF	565
Event 2(2): RESOURCE ACCESS.	569
Event 3(3): ADDVOL/CHGVOL	571
Event 4(4): RENAME RESOURCE	572
Event 5(5): DELETE RESOURCE.	573
Event 6(6): DELETE ONE VOLUME OF A MULTIVOLUME RESOURCE	574
Event 7(7): DEFINE RESOURCE.	574
Event 8(8)–25(19): COMMANDS	575
Event 26(1A): APPCLU	576
Event 27(1B): GENERAL AUDITING	577
Event 28(1C)–58(3A): z/OS UNIX EVENT TYPES.	577
Event 59(3B): RACLINK EVENT TYPES	580
Event 60(3C)–62(3E): z/OS UNIX XPG4 EVENT TYPES.	581
Event 63(3F): z/OS UNIX SETGROUPS EVENT TYPE	581
Event 64(40): X/OPEN SINGLE UNIX SPECIFICATION EVENT TYPES	581
Event 65(41): z/OS UNIX PASSING OF ACCESS RIGHTS EVENT TYPES	581

Event 66(42)–67(43): CERTIFICATE EVENT TYPES	581
Event 68(44): GRANT OF INITIAL KERBEROS TICKET	582
Event 69(45): R_PKIServ GENCERT	582
Event 70(46): R_PKIServ EXPORT	582
Event 71(47): POLICY DIRECTOR ACCESS CONTROL DECISION	582
Event 72(48): R_PKIServ QUERY	583
Event 73(49): R_PKIServ UPDATEREQ	583
Event 74(4A): R_PKIServ UPDATECERT	583
Event 75(4B): CHANGE FILE ACL	583
Event 76(4C): REMOVE FILE ACL	583
Event 77(4D): SET FILE SECURITY LABEL	584
Event 78(4E): SET WRITE-DOWN PRIVILEGE	584
Event 79(4F): CRL PUBLICATION	584
Event 80(50): R_PKIServ RESPOND	584
Event 81(51): PassTicket Evaluation	584
Event 82(52): PassTicket Generation	584
Event 83(53): R_PKIServ SCEPREQ	584
Event 84(54): R_Datalib RDATAUPD	585

Event 85(55): PKIAURNW	585
Event 86(56): R_PgmSignVer	585
Event 87(57): RACMAP	585
Event 88(58): AUTOPROF	585
Event 89(59): RPKIQREC	585

Appendix F. Accessibility 587

Accessibility features	587
Consult assistive technologies	587
Keyboard navigation of the user interface	587
Dotted decimal syntax diagrams	587

Notices 591

Policy for unsupported hardware.	592
Minimum supported hardware	593
Programming interface information	593
Trademarks	593

Index 595

Figures

1.	Relationship among the group record types	310	7.	Algorithm for RACF PassTicket time-coder used for secured signon	369
2.	Relationship among the user record types (Part 1 of 2)	312	8.	Permutation tables for RACF secured signon	373
3.	Relationship among the user record types (Part 2 of 2)	313	9.	Translation table for RACF secured signon	373
4.	Relationship among the data set record types	314	10.	Secured signon session key generation logic	377
5.	Relationship among the general resource record types	316	11.	CDMF key-weakening logic.	378
6.	RACF PassTicket generator for secured signon	368	12.	SAF user mapping using EIM	386
			13.	The irrspim.h header file.	402

Tables

1. RACROUTE request types and corresponding independent RACF system macro	35	34. Format of the CONNECT record extension (event code 14)	167
2. Format of the SMF type 80 record	38	35. Event qualifiers for CONNECT command records.	168
3. RACF SMF type 83 record product section	118	36. Format of the DELDSD record extension (event code 15)	169
4. RACF SMF record relocate section format	124	37. Event qualifiers for DELDSD command records.	170
5. RACF SMF type 83 subtype 2 and above relocates	124	38. Format of the DELGROUP record extension (event code 16)	170
6. Format of the header portion of the unloaded SMF records	137	39. Event qualifiers for DELGROUP commands records.	171
7. Event codes and descriptions	140	40. Format of the DELUSER record extension (event code 17)	171
8. Format of the job initiation record extension (event code 01)	144	41. Event qualifiers for DELUSER command records.	173
9. Event qualifiers for JOBINIT records	146	42. Format of the PASSWORD record extension (event code 18)	173
10. Format of the ACCESS record extension (event code number 02)	147	43. Event qualifiers for PASSWORD command records.	174
11. Event qualifiers for access records.	149	44. Format of the PERMIT record extension (event code 19)	174
12. Format of the ADDVOL record extension (event code 03)	150	45. Event qualifiers for PERMIT command records.	175
13. Event qualifiers for add volume/change volume records	151	46. Format of the RALTER record extension (event code 20)	176
14. Format of the RENAMEDS record extension (event code 04)	152	47. Event qualifiers for RALTER command records.	177
15. Event qualifiers for RENAMEDS records	153	48. Format of the RDEFINE record extension (event code 21)	177
16. Format of the DELRES record extension (event code 05)	154	49. Event qualifiers for RDEFINE command records.	178
17. Event qualifiers for delete resource records	155	50. Format of the RDELETE record extension (event code 22)	179
18. Format of the DELVOL record extension (event code 06)	155	51. Event qualifiers for RDELETE command records.	180
19. Event qualifiers for delete volume records	156	52. Format of the REMOVE record extension (event code 23)	180
20. Format of the DEFINE record extension (event code 07)	156	53. Event qualifiers for REMOVE command records.	181
21. Event qualifiers for define resource records	158	54. Format of the SETROPTS record extension (event code 24)	181
22. Format of the ADDSD record extension (event code 08)	158	55. Event qualifiers for SETROPTS command records.	182
23. Event qualifiers for ADDSD command records.	159	56. Format of the RVARY record extension (event code 25)	183
24. Format of the ADDGROUP record extension (event code 09)	160	57. Event qualifiers for RVARY command records	184
25. Event qualifiers for ADDGROUP command records.	161	58. Format of the APPCLU record extension (event code 26)	184
26. Format of the ADDUSER record extension (event code 10)	161	59. Event qualifiers for APPC session establishment records.	185
27. Event qualifiers for ADDUSER command records.	162	60. Format of the general event record extension (event code 27)	186
28. Format of the ALTDSO record extension (event code 11)	163	61. Format of the directory search record extension (event code 28)	187
29. Event qualifiers for ADDSD command records.	164	62. Event qualifiers for directory search records	189
30. Format of the ALTGROUP record extension (event code 12)	164		
31. Event qualifiers for ALTGROUP command records.	165		
32. Format of the ALTUSER record extension (event code 13)	165		
33. Event qualifiers for ALTUSER command records.	167		

63. Format of the check directory access record extension (event code 29)	189	101. Format of the RMDIR record extension (event code 48)	229
64. Event qualifiers for check directory records	191	102. Event qualifiers for RMDIR records	231
65. Format of the check file access record extension (event code 30)	191	103. Format of the SETEGID record extension (event code 49)	231
66. Event qualifiers for check file access records	193	104. Event qualifiers for SETEGID records	233
67. Format of the change audit record extension (event code 31)	194	105. Format of the SETEUID record extension (event code 50)	233
68. Event qualifiers for change audit records	196	106. Event qualifiers for SETEUID records	234
69. Format of the change directory record extension (event code 32)	196	107. Format of the SETGID record extension (event code 51)	234
70. Event qualifiers for change directory records	198	108. Event qualifiers for SETGID records	236
71. Format of the change file mode record extension (event code 33)	198	109. Format of the SETUID record extension (event code 52)	236
72. Event qualifiers for change file mode records	200	110. Event qualifiers for SETUID records	237
73. Format of the change file ownership record extension (event code 34)	201	111. Format of the SYMLINK record extension (event code 53)	238
74. Event qualifiers for change file ownership records.	202	112. Event qualifiers for SYMLINK records	239
75. Format of the clear SETID bits record extension (event code 35)	203	113. Format of the UNLINK record extension (event code 54)	239
76. Event qualifiers for clear SETID records	205	114. Event qualifiers for UNLINK records	241
77. Format of the EXEC with SETUID/SETGID record extension (event code 36)	205	115. Format of the unmount file system record extension (event code 55)	241
78. Event qualifiers for EXEC with SETID/SETGID records	206	116. Event qualifiers for unmount file system records.	243
79. Format of the GETPSENT record extension (event code 37)	207	117. Format of the check file owner record extension (event code 56)	243
80. Event qualifiers for GETPSENT records	208	118. Event qualifiers for check file owner records	245
81. Format of the initialize z/OS UNIX process record extension (event code 38)	208	119. Format of the check privileges record extension (event code 57)	245
82. Event qualifiers for initialize z/OS UNIX process records	209	120. Event qualifiers for check privileges records	246
83. Format of the z/OS UNIX process complete record extension (event code 39)	210	121. Format of the open slave TTY record extension (event code 58)	246
84. Event qualifiers for z/OS UNIX process complete records	211	122. Event qualifiers for open slave TTY records	248
85. Format of the KILL process record extension (event code 40)	211	123. Format of the RACLINK command record extension (event code 59)	248
86. Event qualifiers for KILL records	213	124. Event qualifiers for RACLINK command records.	251
87. Format of the LINK record extension (event code 41)	213	125. Format of the IPCCHK record extension (event code 60)	251
88. Event qualifiers for LINK records	214	126. Event qualifiers for check IPC records	253
89. Format of the MKDIR record extension (event code 42)	215	127. Format of the IPCGET record extension (event code 61)	253
90. Event qualifiers for MKDIR records	217	128. Event qualifiers for IPCGET records	255
91. Format of the MKNOD record extension (event code 43)	218	129. Format of the IPCCTL record extension (event code 62)	255
92. Event qualifiers for MKNOD records	220	130. Event qualifiers for IPCCTL records	258
93. Format of the mount file system record extension (event code 44)	221	131. Format of the SETGROUP record extension (event code 63)	258
94. Event qualifiers for mount file system records	222	132. Event qualifiers for SETGROUP records	259
95. Format of the OPENFILE record extension (event code 45)	222	133. Format of the CKOWN2 record extension (event code 64)	260
96. Event qualifiers for OPENFILE records	225	134. Event qualifiers for CKOWN2 records	261
97. Format of the PTRACE record extension (event code 46)	226	135. Format of the access rights record extension (event code 65)	261
98. Event qualifiers for PTRACE records	227	136. Event qualifiers for access rights records	263
99. Format of the rename file record extension (event code 47)	227	137. Format of the RACDCERT command extension (event code 66)	263
100. Event qualifiers for rename file records	229	138. Event qualifiers for RACDCERT command records.	264

139. Format of the InitACEE record extension (event code 67)	264	178. Event qualifiers for PGMVERYF records	292
140. Event qualifiers for InitACEE records	265	179. Format of the RACMAP record extension (event code 87)	293
141. Format of the Network Authentication Service record extension (event code 68)	266	180. Event qualifiers for RACMAP records	294
142. Event qualifiers for Network Authentication Service records	266	181. Format of the AUTOPROF record extension (event code 88)	294
143. Format of the RPKIGENC record extension (event code 69)	266	182. Event qualifiers for AUTOPROF records	296
144. Event qualifiers for RPKIGENC records	268	183. Format of the RPKIQREC record extension (event code 89)	296
145. Format of the RPKIEXPT record extension (event code 70)	269	184. Event qualifiers for RPKIQREC records	298
146. Event qualifiers for RPKIEXPT records	270	185. Format of the unloaded SMF type 81 records	299
147. Format of Policy Director Authorization Services record extension (event code 71)	270	186. Format of the unloaded SMF type 81 class records.	303
148. Event qualifiers for Policy Director Authorization Services records	270	187. Format of the unloaded SMF type 83 records	305
149. Format of the RPKIREAD record extension (event code 72)	271	188. Group Basic Data Record	319
150. Event qualifiers for RPKIREAD records	272	189. Group Subgroups Record	319
151. Format of the RPKIUPDR record extension (event code 73)	273	190. Group Members Record	319
152. Event qualifiers for RPKIUPDR records	274	191. Group Installation Data Record	320
153. Format of the RPKIUPDC record extension (event code 74)	275	192. Group DFP Data Record	320
154. Event qualifiers for RPKIUPDC records	276	193. Group OMVS Data Record	320
155. Format of the SETFACL record extension (event code 75)	276	194. Group OVM Data Record	321
156. Event qualifiers for SETFACL records	278	195. Group TME Data Record.	321
157. Format of the DELFACL record extension (event code 76)	278	196. Group CSDATA custom fields record	321
158. Event qualifiers for DELFACL records	280	197. User basic data record	322
159. Format of the SETFSECL record extension (event code 77)	280	198. User Categories Record	324
160. Event qualifiers for SETFSECLrRecords	282	199. User Classes Record	324
161. Format of the WRITEDWN record extension (event code 78)	282	200. User Group Connections Record	324
162. Event qualifiers for WRITEDWN records	283	201. User Installation Data Record	325
163. Format of the PKIDPUBR record extension (event code 79)	283	202. User Connect Data Record	325
164. Event qualifiers for PKIDPUBR records	283	203. User RRSF Data Record	326
165. Format of the RPKIRESP record extension (event code 80)	284	204. User Certificate Name Record	327
166. Event qualifiers for RPKIRESP records	285	205. User Associated Mappings Record	327
167. Format of the PassTicket evaluation record extension (event code 81)	285	206. User Associated Distributed Mappings Record	327
168. Event qualifiers for PTEVAL records	286	207. User MFA factor data record	327
169. Format of the PassTicket generation record extension (event code 82)	286	208. User MFA policies record	328
170. Event qualifiers for PTCREATE records	287	209. User DFP Data Record	328
171. Format of the RPKISCEP record extension (event code 83)	287	210. User TSO data record	328
172. Event qualifiers for RPKISCEP records	288	211. User CICS data record	329
173. Format of the RDATAUPD record extension (event code 84)	289	212. User CICS operator class record	329
174. Event qualifiers for RDATAUPD records	290	213. User CICS RSL key record	329
175. Format of the PKIAURNW record extension (event code 85)	291	214. User CICS TSL Key Record	330
176. Event qualifiers for PKIAURNW records	291	215. User language data record	330
177. Format of the PGMVERYF record extension (event code 86)	291	216. User OPERPARM data record	330
		217. User OPERPARM scope record.	337
		218. User WORKATTR data record	337
		219. User OMVS data record	337
		220. User NETVIEW segment record	338
		221. User OPCLASS record	338
		222. User DOMAINS record	338
		223. User DCE data record.	339
		224. User OVM data record	339
		225. User LNOTES data record	339
		226. User NDS data record.	340
		227. User KERB data record	340
		228. User PROXY record	340
		229. User EIM Record	341
		230. User CSDATA Custom fields record	341
		231. User MFA factor tags data record	341
		232. Data Set Basic Data Record	342
		233. Data Set Categories Record	343
		234. Data Set Conditional Access Record	343

235. Data Set Volumes Record	344	271. General Resource SIGVER Data Record	361
236. Data Set Access Record	344	272. General Resource ICSF Record	361
237. Data Set Installation Data Record	344	273. General Resource ICSF key label Record	361
238. Data Set DFP Data Record	345	274. General Resource ICSF certificate identifier	
239. Data Set TME Data Record	345	Record	362
240. General Resource Basic Data Record	346	275. General resource MFA definition record	362
241. General Resource Tape Volume Record	348	276. General resource MFAPOLICY definition	
242. General Resource Categories Record	348	record (05I0)	362
243. General Resource Members Record	349	277. General resource MFA policy factors record	
244. General Resource Volumes Record	349	(05I1)	362
245. General Resource Access Record	350	278. General resource certificate information	
246. General Resource Installation Data Record	350	record	363
247. General Resource Conditional Access Record	351	279. SAF user mapping plug-in dlls, header files,	
248. General Resource Filter Data Record	351	and side deck	385
249. General Resource Distributed Identity		280. The parameters of the safMappingInit()	
Mapping Record	352	function	392
250. General Resource Session Data Record	352	281. The SAF return values and the plug-in reason	
251. General Resource Session Entity Record	352	codes for the safMappingInit() function	394
252. General Resource DLF Data Record	353	282. The parameters of the safMappingLookup()	
253. General Resource DLF Job Names Record	353	function	395
254. General Resource Started Task Data Record	353	283. The SAF return values and the plug-in reason	
255. General Resource SystemView Data Record	354	codes for the safMappingLookup() function	398
256. General Resource Certificate Data Record	354	284. The parameters of the safMappingTerm()	
257. General Resource Certificate References		function	399
Record	355	285. The SAF return values and the plug-in reason	
258. General Resource Key Ring Data Record	355	codes for the safMappingTerm() function	400
259. General Resource TME Data Record	355	286. IRRXUTIL parameters.	409
260. General Resource TME Child Record	356	287. Return codes.	411
261. General Resource TME Resource Record	356	288. REXX stem variables	414
262. General Resource TME Group Record	356	289. RRSF extract stem variables.	416
263. General Resource TME Role Record	357	290. ICHEINTY parameters	435
264. General Resource KERB Data Record	357	291. Format for the ICHEINTY work area when	
265. General Resource PROXY Record	358	INDEX=MULTIPLE is not specified	438
266. General Resource EIM Record	358	292. Format for the ICHEINTY work area when	
267. General Resource Alias Data Record	358	INDEX=MULTIPLE is specified	438
268. General Resource CDTINFO Data Record	358	293. ICHETEST parameters	447
269. General Resource ICTX Data Record	360	294. ICHEACTN parameters	451
270. General Resource CFDEF Data Record	360	295. Classes supplied by IBM.	467

About this document

This document supports z/OS® (5650-ZOS) and describes Resource Access Control Facility (RACF®), which is part of z/OS Security Server.

Purpose of this document

This document contains a description (including syntax and related information) of macros provided with RACF. In addition, this publication provides information on coding the interfaces used to invoke RACF from the RACF ISPF panels.

It does not document the RACROUTE macro and the independent RACF system macros (such as RACHECK, RACDEF, and RACINIT) that are documented in *z/OS Security Server RACROUTE Macro Reference*. RACF callable services and their associated data areas are documented in *z/OS Security Server RACF Callable Services*.

Who should use this document

This document is intended for use by system programmers or installation personnel for:

- Installing RACF
- Maintaining RACF databases
- Writing, testing, and installing RACF exits
- Modifying the RACF program product to satisfy the installation's particular needs

Readers should be familiar with the information in *z/OS Security Server RACF Security Administrator's Guide*, *z/OS Security Server RACROUTE Macro Reference*, and *z/OS Security Server RACF System Programmer's Guide*.

z/OS Security Server RACF Auditor's Guide, which describes the RACF report writer, might also be useful.

How to use this document

The major sections of this document contain information on the RACF product macros and interface information. Each description includes:

- A general description of the service that the macro performs,
- A table of syntax rules that you must follow when you code the macro,
- A list of the parameters you can specify and an explanation of each parameter.
- **Chapter 1, "RACF customization macros," on page 1**, provides information on macros that are provided by RACF. System programmers can use these macros to tailor RACF to meet the needs of your installation in various ways.
- **Chapter 2, "Panel driver interface module (ICHSPF03)," on page 25**, describes how installations can implement a panel driver interface between an application program and the RACF panels.
- **Chapter 3, "Profile name list service routine (IRRPNL00)," on page 29**, describes how installations using TSO/E can use IRRPNL00 to call RACF to retrieve the names of profiles.

Preface

- **Chapter 4, “Date conversion routine,” on page 33**, describes the Date Conversion Routine, how to invoke it and the format of a Returned Converted Date.
- **Chapter 5, “SMF records,” on page 35**, contains information on SMF record types 80, 81, and 83 including reformatted RACF SMF records.
- **Chapter 6, “The format of the unloaded SMF type 80 data,” on page 135**, **Chapter 7, “The format of the unloaded SMF type 81 data,” on page 299**, and **Chapter 8, “The format of the unloaded SMF type 83 data,” on page 305** contain detailed descriptions of the records that are produced by the RACF SMF data unload utility.
- **Chapter 9, “RACF database unload utility (IRRDBU00) records,” on page 307**, contains detailed descriptions of the records that are produced by the RACF database unload utility.
- **Chapter 10, “The RACF secured signon PassTicket,” on page 365**, describes the PassTicket, an alternative to the RACF password.
- **Chapter 11, “The RACF environment service,” on page 379**, contains the Environment Service functions, descriptions, requirements, and parameters.
- **Chapter 12, “SAF user mapping plug-in interface,” on page 385**, describes the C functions that comprise the SAF user ID mapping service and provides implementation information for applications that use them.
- **Appendix A, “ICHEINTY, ICHETEST, and ICHEACTN macros,” on page 427**, provides information on the ICHEINTY macro and the macros that work as part of it: ICHETEST and ICHEACTN. Very experienced programmers who want to write their own code to interface with the RACF database can use these macros to do so. However, due to the complexity of the ICHEINTY macro, most programmers use the RACROUTE REQUEST=EXTRACT macro instead.
- **Appendix B, “REXX RACVAR,” on page 465**, describes the RACF service for REXX EXECs that provides information about the running user.
- **Appendix C, “Supplied class descriptor table entries,” on page 467**, lists the class entries that are supplied by IBM® in the class descriptor table (ICHRRCDX).
- **Appendix D, “RACF database templates,” on page 527**, contains database templates.
- **Appendix E, “Event code qualifier descriptions,” on page 565**, contains detailed explanations of the SMF event code qualifiers.

Where to find more information

When possible, this information uses cross-document links that go directly to the topic in reference using shortened versions of the document title. For complete titles and order numbers of the documents for all products that are part of z/OS, see *z/OS V2R2 Information Roadmap*.

To find the complete z/OS library, including the z/OS Knowledge Center, see IBM Knowledge Center (<http://www.ibm.com/support/knowledgecenter/SSLTBW/welcome>).

RACF courses

The following RACF classroom courses are available in the United States:

ES191 *Basics of z/OS RACF Administration*

BE870 *Effective RACF Administration*

ES885 *Exploiting the Advanced Features of RACF*

IBM provides various educational offerings for RACF. For more information about classroom courses and other offerings, do any of the following:

- See your IBM representative
- Call 1-800-IBM-TEACH (1-800-426-8322)

Other sources of information

IBM provides customer-accessible discussion areas where RACF may be discussed by customer and IBM participants. Other information is also available through the Internet.

Internet sources

The following resources are available through the Internet to provide additional information about the RACF library and other security-related topics:

- **Online library**

To view and print online versions of the z/OS publications, use this address:

<http://www.ibm.com/systems/z/os/zos/bkserv/>

- **Redbooks[®]**

The documents that are known as IBM Redbooks that are produced by the International Technical Support Organization (ITSO) are available at the following address:

<http://www.redbooks.ibm.com>

- **Enterprise systems security**

For more information about security on the S/390[®] platform, and z/OS, including the elements that comprise the Security Server, use this address:

<http://www.ibm.com/systems/z/advantages/security/>

- **RACF home page**

You can go to the RACF home page on the World Wide Web using this address:

<http://www.ibm.com/systems/z/os/zos/features/racf/>

- **RACF-L discussion list**

Customers and IBM participants may also discuss RACF on the RACF-L discussion list. RACF-L is not operated or sponsored by IBM; it is run by the University of Georgia.

To subscribe to the RACF-L discussion and receive postings, send a note to:

listserv@listserv.uga.edu

Include the following line in the body of the note, substituting your first name and last name as indicated:

`subscribe racf-l first_name last_name`

To post a question or response to RACF-L, send a note, including an appropriate Subject: line, to:

racf-l@listserv.uga.edu

- **Sample code**

You can get sample code, internally developed tools, and exits to help you use RACF. This code works in our environment, at the time we make it available, but is not officially supported. Each tool or sample has a README file that describes the tool or sample and any restrictions on its use.

Preface

To access this code from a web browser, go to the RACF home page and select the “Resources” file tab, then select “Downloads” from the list, or go to <http://www-03.ibm.com/systems/z/os/zos/features/racf/goodies.html>.

The code is also available from [ftp.software.ibm.com](ftp://ftp.software.ibm.com) through anonymous FTP. To get access:

1. Log in as user **anonymous**.
2. Change the directory, as follows, to find the subdirectories that contain the sample code or tool you want to download:

```
cd eserver/zseries/zos/racf/
```

An announcement is posted on the RACF-L discussion list whenever something is added.

Note: Some web browsers and some FTP clients (especially those using a graphical interface) might have problems using [ftp.software.ibm.com](ftp://ftp.software.ibm.com) because of inconsistencies in the way they implement the FTP protocols. If you have problems, you can try the following:

- Try to get access by using a web browser and the links from the RACF home page.
- Use a different FTP client. If necessary, use a client that is based on command line interfaces instead of graphical interfaces.
- If your FTP client has configuration parameters for the type of remote system, configure it as UNIX instead of MVS™.

Restrictions

Because the sample code and tools are not officially supported,

- There are no guaranteed enhancements.
- No APARs can be accepted.

How to send your comments to IBM

We appreciate your input on this documentation. Please provide us with any feedback that you have, including comments on the clarity, accuracy, or completeness of the information.

Use one of the following methods to send your comments:

Important: If your comment regards a technical problem, see instead “If you have a technical problem.”

- Send an email to mhvrcfs@us.ibm.com.
- Send an email from the "Contact us" web page for z/OS (<http://www.ibm.com/systems/z/os/zos/webqs.html>).

Include the following information:

- Your name and address
- Your email address
- Your phone or fax number
- The publication title and order number:
 - z/OS Security Server RACF Macros and Interfaces
 - SA23-2288-03
- The topic and page number or URL of the specific information to which your comment relates
- The text of your comment.

When you send comments to IBM, you grant IBM a nonexclusive right to use or distribute the comments in any way appropriate without incurring any obligation to you.

IBM or any other organizations use the personal information that you supply to contact you only about the issues that you submit.

If you have a technical problem

Do not use the feedback methods that are listed for sending comments. Instead, take one or more of the following actions:

- Visit the IBM Support Portal (support.ibm.com).
- Contact your IBM service representative.
- Call IBM technical support.

Summary of changes

Summary of changes made in z/OS Version 2 Release 2 (V2R2) as updated March 2017

The following changes are made to z/OS Version 2 Release 2 (V2R2) as updated March 2017.

New

- The Table of extended-length relocation section variable data has been updated to include additional MFA subkeyword specified flags in Byte 2. See “Table of extended-length relocate section variable data” on page 65.
- Database Unload (IRRDBU00) has been updated to include the new record formats for 020B, 05H0, 05I0, 05I1, and 1210. See “IRRDBU00 record types” on page 307 for more information.
- The following records types have been added for MFA and MFPOLICY:
 - “User MFA factor data record (020A)” on page 327
 - “User MFA policies record (020B)” on page 328
 - “General resource MFA definition record (05H0)” on page 362
 - “General resource MFPOLICY definition record (05I0)” on page 362
 - “General resource MFA policy factors record (05I1)” on page 362
 - “User MFA factor tags data record (1210)” on page 341
- The general template for the RACF database has been updated to include the MFPOLICY segment. See “General template for the RACF database” on page 552
- The user template for the RACF database has been updated to include fields MFAPOLN and MFAPOLNM. See “User template for the RACF database” on page 534.

Changed

There is no changed information in this version.

Deleted

There is no deleted information in this version.

Summary of changes made in z/OS Version 2 Release 2 (V2R2) as updated September 2016

The following changes are made to z/OS Version 2 Release 2 (V2R2) as updated September 2016.

New

There is no new information.

Changed

There is no changed information.

Summary of changes for z/OS Version 2 Release 2 (V2R2) as updated June 2016

The following changes are made to z/OS Version 2 Release 2 (V2R2) as updated June 2016.

New

- The “Table of event codes and event code qualifiers” on page 42 has been updated to include the new MFA event code qualifiers.
- The “Table of extended-length relocate section variable data” on page 65 has been updated to include the new MFA subkeyword specified flags.
- The Event Code for the ALTUSER Command has been updated to include the bit string fields for the MFA and NOMFA keywords. See “Table of data type 6 command-related data” on page 78 for more information.
- New fields have been added to the unloaded JOBINIT record extension. See “The JOBINIT record extension” on page 144 for more information.
- New Multifactor Authorization (MFA) record types have been added to the RACF database unload utility (IRRDBU00) records. See the following new records:
 - “User MFA factor data record (020A)” on page 327.
 - “User MFA factor tags data record (1210)” on page 341.
 - “General resource MFA definition record (05H0)” on page 362.
- User MFA Factor Data Record has been added to “Unloaded user record types” on page 311.
- The General Resource MFA Definition Record (GRMFA) has been added to “Unloaded general resource record types” on page 314.
- User MFA Data has been added to the “User record formats” on page 321 list.
- The new fields for the MFA support have been added to the “User template for the RACF database” on page 534.
- The new fields for the MFA support have been added to the “General template for the RACF database” on page 552.

Changed

- The RACF database unload utility (IRRDBU00) record has been updated to add new Multifactor Authorization (MFA) record types. See “IRRDBU00 record types” on page 307.
- An update has been made to the User Basic Data Record (0200) to include a new Multifactor Authorization (MFA) record type. See “User basic data record (0200)” on page 322.

Summary of changes for z/OS Version 2 Release 2 (V2R2)

The following changes are made to z/OS Version 2 Release 2 (V2R2).

New

- The ROAUDIT system level user attribute (read-only auditor) is added to “Format of SMF type 80 records” on page 37

- “Table of data type 6 command-related data” on page 78 includes:
 - PWCLEAN and PWCONVERT keywords for the ALTUSER and SETROPTS commands.
 - Special (s) and mixed all (x) characters are added to the SETROPTS command.
 - ROAUDIT attribute for ADDUSER and ALTUSER commands.
- New field, SMF81ALG, is added and SMF81OP6 is updated with new information. See “Record type 81: RACF initialization record” on page 110.
- New fields RPUT_ATTR_NOTRUST, RPUT_ATTR_DELFROMRING, RPUT_ATTR_DELFORCE, and RPUT_SOURCE_LABEL are added to “The RDATAUPD record extension” on page 289.
- RPKR_APPROVAL_REQ and RPKR_APPROVAL_CNT fields are added for R_PKIRead (Even code 72) in “The RPKIQREC record extension” on page 296.
- “Return codes from the ICHEINTY macro” on page 442 includes return code, 88 (136).
- USBD_NOPWD has been updated and new fields USBD_PWD_ALG, USBD_LEG_PWDHIST_CT, USBD_XPW_PWDHIST_CT, USBD_PHR_ALG, USBD_LEG_PHRHIST_CT, and USBD_XPW_PHRHIST_CT are added to “User basic data record (0200)” on page 322.
- The RRSF extract function of IRRXUTIL is added. For details, see “REXX stem variables created by IRRXUTIL for RACF subsystem and remote sharing information” on page 416.
- Fields are added to “User template for the RACF database” on page 534.
- Class descriptor, FSEXEC, is added to Appendix C, “Supplied class descriptor table entries,” on page 467.

Changed

- The SMF80JBN field has been updated. For details, see “Format of SMF type 80 records” on page 37.
- The following topics are updated to include support for FMID 77A0 for z/OS Version 2, Release 2:
 - “Format of SMF type 80 records” on page 37 (SMF80VRM field)
 - “Record type 81: RACF initialization record” on page 110 (SMF81VRM field)
 - “Record type 83: Security events” on page 116 (SMF83VRM field)
 - “ICHEINTY macro” on page 428 (RELEASE operand)
 - “ICHETEST macro” on page 445 (RELEASE operand)
 - “ICHEACTN macro” on page 448 (RELEASE operand)

z/OS Version 2 Release 1 summary of changes

See the following publications for all enhancements to z/OS Version 2 Release 1 (V2R1):

- *z/OS Migration*
- *z/OS Planning for Installation*
- *z/OS Summary of Message and Interface Changes*
- *z/OS Introduction and Release Guide*

Chapter 1. RACF customization macros

This topic contains information that is *not* a programming interface. It is intended to help the installations that use RACF product macros to customize a RACF installation.

This topic describes the following macros that are available for use by your installation.

- “**ICHERCDE macro**” used to generate entries for the static class descriptor table.
- “**ICHNCONV macro**” on page 12 used to create the installation's naming convention table.
- “**ICHRFRTB macro**” on page 22 used to generate entries in the RACF router table.

For the descriptions and functions of the ICHEINTY, ICHECTEST, and ICHEACTN product macros that can be used to locate, update, test, and retrieve various profiles in the RACF database see Appendix A, “ICHEINTY, ICHECTEST, and ICHEACTN macros,” on page 427.

Guideline: Because of the complexity of the ICHEINTY, ICHECTEST, and ICHEACTN macros and the cautions required in their use, you should use the RACROUTE REQUEST=EXTRACT system macro instead. See *z/OS Security Server RACROUTE Macro Reference* for more information.

ICHERCDE macro

Guideline: If your installation needs to define resource classes, to avoid the need to re-IPL, do not define your classes in the static class descriptor table using the ICHERCDE macro. Instead, define your classes in the dynamic class descriptor table using RDEFINE and RALTER commands for the CDT resource class. For more information about the dynamic class descriptor table, see *z/OS Security Server RACF Security Administrator's Guide*.

The *class descriptor table* contains information that directs the processing of general resources. The table consists of an entry for each resource class except USER, GROUP, and DATASET. The class descriptor table contains entries that IBM supplies, and, optionally, entries defined by the installation. It has two parts:

- The *static class descriptor table* contains the entries that IBM supplies (shipped in the module ICHRRCDX), and, optionally, entries defined by the installation (in the module ICHRRCDE). You must not change ICHRRCDX. To create or modify ICHRRCDE, use the ICHERCDE macro. You must re-IPL for the updates to ICHRRCDE to take effect.
- The *dynamic class descriptor table* contains entries built from the CDT general resource class. RACF treats the dynamic class descriptor table as a logical extension to the static class descriptor table. To create or modify the dynamic class descriptor table, use the RDEFINE and RALTER commands. You do not need to re-IPL for updates made to the dynamic class descriptor table to take effect.

ICHERCDE macro

Restriction: A grouping class in the dynamic class descriptor table cannot reference a member class in the static class descriptor table, and a member class in the dynamic class descriptor cannot reference a grouping class in the static class descriptor.

Note: The remainder of this section contains information about the static class descriptor table. For information about the dynamic class descriptor table, see *z/OS Security Server RACF Security Administrator's Guide*.

The ICHERCDE macro generates entries for the static class descriptor table. To generate the table, you must invoke the macro once for each class. To identify the end of the static class descriptor table, invoke the macro without specifying any operands.

The installation-defined static class descriptor table, module ICHRRCDE, must have RMODE(24) and must reside in SYS1.LINKLIB or another library in your linklist concatenation. Refer to *z/OS Security Server RACF System Programmer's Guide* for instructions on how to create ICHRRCDE.

Member RACINSTL in SYS1.SAMPLIB, contains among other items, a sample job stream for updating or creating a static installation-defined class descriptor table (ICHRRCDE).

Notes:

1. A maximum of 1024 classes can be defined in the class descriptor table. There are 1024 POSIT values, of which numbers 19–56 and 128–527 are available for installation use. Numbers 0–18, 57–127, and 528–1023 are reserved for IBM's use.
2. Installations sharing a database do not need identical class descriptor tables, but they must be compatible. If the same class is present on multiple systems, it must have the same attributes; for example, the POSIT numbers must be the same. Therefore, if systems X and Y are sharing a database, and system X has a class descriptor table with classes a, b, and c, and system Y has a class descriptor table with classes a, b, c, d, e, and f, the classes a, b, and c must be defined identically on both systems. However, system Y might have classes d, e, and f that are not defined on system X. Note that when RACF is enabled for sysplex communication, to allow flexibility when adding new classes to the class descriptor table RACF does not enforce consistency in the class descriptor table as it does with the data set name table and the range table.

The ICHERCDE macro produces a CSECT for each invocation. If the CLASS operand is present, the CSECT name is the name of the class being defined; otherwise, the CSECT name is ICHRRCDE.

The ICHERCDE macro definition is as follows:

```
[label] ICHERCDE [CLASS=classname]
                [,CASE=UPPER|ASIS]
                [,DFTRETC=0|4|8]
                [,DFTUACC=ALTER|CONTROL|UPDATE|READ|NONE]
                [,EQUALMAC=YES|NO]
                [,FIRST=ALPHA|NUMERIC|ALPHANUM|ANY|NONATABC|NONATNUM]
                [,GENLIST=ALLOWED|DISALLOWED]
                [,GENERIC=ALLOWED|DISALLOWED]
                [,GROUP=group-class|MEMBER=member-class]
                [,ID=number]
                [,KEYQUAL=0|nnn]
                [,MAXLENX=number]
                [,MAXLNTH=8|number]
```



```
[,OPER=YES|NO]
[,OTHER=ALPHA|NUMERIC|ALPHANUM|ANY|NONATABC|NONATNUM]
[,POSIT=number]
[,PROFDEF=YES|NO]
[,RACLIST=ALLOWED|DISALLOWED]
[,RACLREQ=YES|NO]
[,RVRSMAC=YES|NO]
[,SIGNAL=YES|NO]
[,SLBLREQ=YES|NO]
```

CLASS=class name

Specifies the name of the resource class. The name must be 1–8 characters long and must consist of the following: A through Z, 0 through 9, or # (X'7B'), @ (X'7C'), \$ (X'5B'). The first character must be A through Z, # (X'7B'), @ (X'7C'), or \$ (X'5B'). You must include a # (X'7B'), @ (X'7C'), \$ (X'5B'), or numeric character in the name of any class you define to guarantee that installation-defined classes do not conflict with classes supplied by IBM. In this way, classes supplied by IBM should always have unique class names. If this rule is not followed, the assembler issues a severity 4 MNOTE warning. If you specify any options on the ICHERCDE macro, you must specify the CLASS operand.

Note: A class defined in the dynamic class descriptor can have 0 through 9 as the first character of its name. For more information about the dynamic class descriptor table, see *z/OS Security Server RACF Security Administrator's Guide*.

CASE=UPPER | ASIS

Specifies whether mixed-case profile names are allowed for the class specified by the CLASS operand. UPPER is the default. When ASIS is specified, RACF commands preserve the case of profile names for the specified class. Lowercase characters are allowed in any position of the profile name where alphabetic characters are allowed, based on the character restrictions specified in the FIRST= and OTHER= operands.

DFTRETC=0|4|8

Specifies the return code that RACF provides from RACROUTE REQUEST=AUTH, or REQUEST=FASTAUTH when RACF and the class are active and (if required) the class has been processed using SETROPTS RACLIST, but RACF does not find a profile to protect the resource specified on the AUTH or FASTAUTH request.

- 0 The access request was accepted.
- 4 No profile exists.
- 8 The access request was denied.

If you do not specify this parameter, it defaults to 4.

DFTUACC= ALTER|CONTROL|UPDATE|READ|NONE

Specifies the minimum access allowed if the access level is not set when a resource profile is defined in the class. If you omit DFTUACC, and no access level is specified at the time the profile is created, RACF uses the default universal access authority from the command issuer's ACEE.

EQUALMAC=YES|NO

Specifies whether equal mandatory access checking is required when users attempt to access resources protected by profiles in this class. If

EQUALMAC=YES is specified, whenever RACF performs a mandatory access check the security label of the user and the security label of the resource must be equivalent to pass the mandatory access check. Security labels are equivalent when they have the same security level and category definitions. The SYSMULTI security label is equivalent to any other security label.

Use EQUALMAC=YES for classes where two-way communication is expected.

EQUALMAC=YES cannot be specified with RVRSMAC=YES.

FIRST=

Specifies a character type restriction for the first character of the profile name.

ALPHA

Specifies an alphabetic, # (X'7B'), @ (X'7C'), or \$ (X'5B'). ALPHA is the default value for both the FIRST and OTHER operand.

NUMERIC

Specifies a digit (0–9).

ALPHANUM

Specifies an alphabetic, a numeric, # (X'7B'), @ (X'7C'), or \$ (X'5B').

ANY

Specifies any character other than a blank, a comma, a parenthesis, or a semicolon.

Notes:

1. Resource names (as opposed to profile names) for a class should not contain the characters *, %, or & because these characters do not work as expected when generic profile processing is active for the class.
2. This option includes the period (.), therefore, it is needed if you intend to use it as a delimiter.

NONATABC

Specifies an alphabetic character. Characters such as # (X'7B'), @ (X'7C'), \$ (X'5B'), and numerics are excluded.

NONATNUM

Specifies an alphabetic or numeric character. Characters such as # (X'7B'), @ (X'7C'), and \$ (X'5B') are excluded.

GENERIC=ALLOWED | DISALLOWED

Specifies whether SETROPTS GENERIC and SETROPTS GENCMD are to be allowed for the class. The SETROPTS GENERIC command activates generic profile checking for a class, and the SETROPTS GENCMD command activates generic profile command processing for a class.

If GENERIC=DISALLOWED is specified, GENLIST=ALLOWED cannot be specified.

Because generic processing is not allowed for grouping classes, GENERIC=ALLOWED cannot be specified if MEMBER= is also specified.

GENERIC keyword consideration for a class that shares a POSIT number:

- If the class shares a POSIT number with another class, all classes with the shared POSIT number must have the same setting for the GENERIC keyword. This is because the SETROPTS GENERIC and SETROPTS GENCMD commands process all classes that share a POSIT number.
- If your class that shares a POSIT number violates this rule, that is, at least one class specifies GENERIC=DISALLOWED and at least one class specifies GENERIC=ALLOWED, the assembler issues a severity 8 MNOTE error.
- If the class shares a POSIT number with an IBM class and it violates this rule, a warning message is issued during RACF initialization, and the value of the GENERIC keyword is changed by RACF to match the IBM class.
- If the class shares a POSIT number with another installation-defined class from a separate assembly and violates this rule, a warning message is issued during RACF initialization, and the value of the GENERIC keyword in both classes are set to the least restrictive attribute, GENERIC=ALLOWED.
- If your static installation class specifies GENERIC=DISALLOWED, and then a dynamic class is added that shares a POSIT number and specifies GENERIC=ALLOWED, the static class is changed to GENERIC=ALLOWED (the least restrictive attribute) during SETROPTS RACLIST(CDT) processing. The GENERIC=ALLOWED setting remains during that IPL.
- If you want to change the setting in the static class back to GENERIC=DISALLOWED, do the following tasks:
 1. Change the dynamic class to specify either a different POSIT number or GENERIC=DISALLOWED. See *z/OS Security Server RACF Security Administrator's Guide* for more guidelines for changing dynamic CDT entries.
 2. Re-IPL the system.

Exception: A grouping class and member class can share a POSIT number. GENERIC=DISALLOWED should be specified for the grouping class and GENERIC=ALLOWED may be specified for the member class.

GENLIST=ALLOWED|DISALLOWED

Specifies whether SETROPTS GENLIST is to be allowed for the class. If you GENLIST the class on the SETROPTS command, then if a user requests access to a resource protected by a generic profile, a copy of that profile is brought into the common storage area, rather than into the user's address space. RACF uses those generic profiles in common storage to check the authorization of any users who want to access the resource. The profiles remain in common storage until a REFRESH occurs.

GROUP=group-class

Specifies the name of the class that groups the resources within the class specified by the CLASS operand. If you omit this operand, RACF does not allow resource grouping for the resource specified by the CLASS operand. If group is specified, the group entry must be in the same class descriptor table (IBM or installation) and in the same part of the class descriptor table (static or dynamic), as the member entry.

ID=number

Specifies a number from 1 to 255 that is associated with the class name. RACF stores this number in the general profile. Numbers 1 through 127 are reserved for use by IBM; numbers 128 through 255 are reserved for use by the installation.

The ID keyword does not need to be unique for each class; in fact, if more than 128 class descriptor table entries are defined by the installation, ID numbers must be reused. An installation can use ID numbers to identify related classes;

however, RACF does not use the ID number. Do not confuse the ID number with the POSIT number described below.

If you specify any options on the ICHERCDE macro, you must specify the ID operand.

KEYQUAL=*nnn*

Specifies the number of matching qualifiers RACF uses when loading generic profile names to satisfy an authorization request if a discrete profile does not exist for the resource. For example, if you specify two for the class, all generic profile names whose two highest level qualifiers match the two highest qualifiers of the entity name are loaded into the user's storage when the user requests access to a resource.

If you do not specify KEYQUAL, the default is 0, and profile names for the entire class are loaded and searched. The maximum value that you can specify for KEYQUAL is 123, which is the maximum number of qualifiers in a name 246 characters long.

When KEYQUAL=*nnn* is coded in the ICHERCDE macro, generic profiles that are created in that class might not contain generic characters in the first *nnn* qualifiers of the profile.

If a KEYQUAL=*nnn* is greater than 0 for a class, all discrete and generic profiles in that class must have at least *nnn*+1 qualifiers in the profile name. The number of qualifiers is determined by counting the number of period characters in the profile and adding one; the first character is not examined. Any generic characters must be in the *nnn*+1 qualifier or beyond.

Examples of valid profile names for KEYQUALIFIERS(2) are:

- A.B.C
- A.B.**
- A.B.C.D*

KEYQUAL=*nnn* (where *nnn* is greater than 0) should be used for a class that has the following attributes:

- The class is usually not RACLISTed.
- The class is usually not GENLISTed.
- Profile names in the class have a naming convention where many generic profiles have the same *nnn* qualifiers at the beginning of the profile name.

For example, suppose that you have an application program that uses an installation class to protect reports on terminal usage, and you have the following profiles for *every* user on your z/OS system:

```
REPORTS.USER1.TERMUSE.*
REPORTS.USER1.TERMUSE.DEPT60.*
REPORTS.USER1.TERMUSE.2006.JAN.*
REPORTS.USER1.TERMUSE.2006.FEB.*
REPORTS.USER1.TERMUSE.2006.MAR.*
REPORTS.USER1.TERMUSE.2006.APR.*
REPORTS.USER1.TERMUSE.2006.MAY.*
REPORTS.USER1.TERMUSE.2006.JUN.*
REPORTS.USER1.TERMUSE.2006.JUL.*
REPORTS.USER1.TERMUSE.2006.AUG.*
REPORTS.USER1.TERMUSE.2006.SEP.*
REPORTS.USER1.TERMUSE.2006.OCT.*
REPORTS.USER1.TERMUSE.2006.NOV.*
REPORTS.USER1.TERMUSE.2006.DEC.*
```

You might define your installation class with KEYQUAL=3 so that when an authorization check is done for a resource in your class, only the generic profile whose name matches the first three qualifiers of your report is loaded into storage for RACF to match against.

The FILE and DIRECTRY classes have different rules. For the syntax required for profiles in the DIRECTRY and FILE classes, see *z/OS Security Server RACF Command Language Reference* for your VM system.

MAXLENX=number

Specifies the maximum length of resource and profile names for this class when a RACROUTE macro is invoked with the ENTITYX keyword, or a profile is added or changed using a RACF command processor. For installation-defined classes, you can specify a number from 1 to 246. If MAXLENX is not specified, the value specified for MAXLNTH is used.

Notes:

1. Do not assemble a static class descriptor table using MAXLENX and share it with a system running a RACF release earlier than OS/390 V2R8.
2. If you specify a MAXLENX value greater than the MAXLNTH value for a class before you define any profiles with names longer than MAXLNTH, verify that any programs using RACROUTE REQUEST=EXTRACT, TYPE=EXTRACTN or ICHEINTY NEXT for that class properly handle the longer names.

MAXLNTH=8|number

Specifies the maximum length of resource and profile names for this class when MAXLENX is not specified. When MAXLENX is also specified, MAXLNTH represents the maximum length of a resource name only when a RACROUTE macro is invoked with the ENTITY keyword. For installation-defined classes, you can specify a number from 1 to 246; the default is 8.

Note: You cannot use the MAXLNTH or MAXLENX parameters to change the maximum size allowed for a resource name by the resource manager. For example, CICS® allows a maximum of 13 characters in a transaction name. Thus, if you define additional CICS transaction classes, you must also specify MAXLNTH=13.

This restriction does *not* apply to transaction grouping classes.

MEMBER=member-class

Specifies the name of the class grouped by the resources within the class specified by the CLASS operand. The class name must be from 1 to 8 alphanumeric characters. When this operand is specified, the class being defined is a resource group. If a member is specified, the member entry must be in the same class descriptor table (IBM or installation), and in the same part of the class descriptor table (static or dynamic), as the group entry.

OPER=YES|NO

Specifies whether RACF is to take the OPERATIONS attribute into account when it performs authorization checking. If YES is specified, RACF considers the OPERATIONS attribute; if NO is specified, RACF ignores the OPERATIONS attribute. YES is the default.

OTHER=

Specifies a character type restriction for the characters of the profile name other than the first character.

ALPHA

Specifies an alphabetic or # (X'7B'), @ (X'7C'), \$ (X'5B'). ALPHA is the default value for both the FIRST and OTHER operand.

NUMERIC

Specifies a digit (0–9).

ALPHANUM

Specifies an alphabetic, numeric, or # (X'7B'), @ (X'7C'), \$ (X'5B').

ANY

Specifies any character other than a blank, comma, a parenthesis, or semicolon.

Notes:

1. Resource names (as opposed to profile names) for a class should not contain the characters *, %, or & because these characters do not work as expected when generic profile processing is active for the class.
2. This option includes the period (.), therefore, it is needed if you intend to use it as a delimiter.

NONATABC

Specifies an alphabetic character. Characters such as # (X'7B'), @ (X'7C'), \$ (X'5B'), and numerics are excluded.

NONATNUM

Specifies an alphabetic or numeric character. Characters such as # (X'7B'), @ (X'7C'), and \$ (X'5B') are excluded.

POSIT=number

Specifies the POSIT number associated with the class. Each class in the static class descriptor table has a POSIT number specified on the ICHERCDE macro. The POSIT number identifies a set of option flags that controls the following RACF processing options:

- Whether authorization checking should take place for the class (SETROPTS CLASSACT)
- Whether auditing should take place for resources within the class (SETROPTS AUDIT)
- Whether statistics should be kept for resources within the class (SETROPTS STATISTICS)
- Whether generic profile access checking is active for the class (SETROPTS GENERIC)
- Whether generic command processing is active for the class (SETROPTS GENCMD)
- Whether global access checking is active for the class (SETROPTS GLOBAL)
- Whether user has CLAUTH to a resource class
- Whether special resource access auditing applies to the class (SETROPTS LOGOPTIONS)
- Whether SETROPTS RACLIST occurs for this class (when the parameter RACLIST=ALLOWED is also coded)

Before you assemble the static class descriptor table (CDT), you must decide whether to use a unique set of option flags for each RACF class or whether to have two or more RACF classes share the same set of option flags.

If you choose to use a unique set of option flags for a class, assign the class a unique POSIT number. If you choose to share the same set of option flags among several classes, assign those classes the same POSIT number. After

creating your class descriptor table, you can activate the classes that comprise it and their respective set of option flags using the appropriate keywords on the SETROPTS command.

Guidelines:

- A RACF class that has a default return code of 8 should not share a POSIT value with a RACF class having a default return code not equal to 8. If a class with a default return code of 8 is activated but no profiles are defined, user activity that requires access in that class is prevented.

There are 1024 POSIT numbers that can identify 1024 sets of option flags. Installations can specify POSIT numbers 19–56 and 128–527. Numbers 0–18, 57–127, and 528–1023 are reserved for IBM's use.

- If a class shares a POSIT number with another class, all classes with the shared POSIT number must have the same setting for the GENERIC keyword. See the GENERIC keyword for more information.

Note: The following text describes the use of POSIT numbers for classes in the static class descriptor table. You can add, delete, and change classes and change their POSIT numbers without the need for re-IPLing if you define your classes in the dynamic class descriptor table. For information about the dynamic class descriptor table, see *z/OS Security Server RACF Security Administrator's Guide*.

Adding a new class where a unique POSIT number is wanted to the static class descriptor table: Suppose that you decide to define a new class called \$TSTCLAS. Since you want this class to be administered separately from any other class, you select a new POSIT number, 22, which is not being used by any other class. Now, when you activate or deactivate SETROPTS options for \$TSTCLAS, or grant CLAUTH to this class, no other classes are affected.

Adding a new class that shares a POSIT number with an existing class to the static class descriptor table: Suppose that you have a class that is called \$PONIES that was previously defined with a unique POSIT number, 21. SETROPTS CLASSACT, SETROPTS AUDIT, and SETROPTS STATISTICS are currently in effect on your system for class \$PONIES as a result of issuing those commands for class \$PONIES.

Later, you decide to define the class of \$HORSES, a class related to \$PONIES, and logically requiring the same RACF processing options. Therefore, when you code the ICHERCDE macro to include the \$HORSES class in the class descriptor table, specify the POSIT number as 21, the same as for \$PONIES.

When IPLing with the new ICHRRCDE, the same RACF processing options that are in effect for class \$PONIES are automatically in effect for the new class \$HORSES: SETROPTS CLASSACT, SETROPTS AUDIT, and SETROPTS STATISTICS.

Further, issuing *either* of the following commands:

- SETROPTS GLOBAL(\$PONIES)
- SETROPTS GLOBAL(\$HORSES)

activates global access checking for *both* the \$PONIES and the \$HORSES classes. Similarly, issuing *either* of the following commands:

- SETROPTS STATISTICS(\$PONIES)
- SETROPTS STATISTICS(\$HORSES)

activates STATISTICS for *both* the \$PONIES and the \$HORSES classes.

Any number of classes can share the same POSIT number. For example, a third class called \$MARES could be added and could also share POSIT number 21 with \$PONIES and \$HORSES. Sharing a POSIT number simplifies administration of related classes.

Because you have specified the same POSIT number for both \$PONIES and \$HORSES (the classes share the same option flag), you do not need to reissue the SETROPTS command to activate the same set of options for \$HORSES. RACF does it automatically because a relationship has been established between the POSIT number (on the ICHERCDE macro) and the set of options it represents (activated on the SETROPTS command.)

Note that if two or more classes share the same POSIT number, and you make a change to the option flag set of one of the classes using the SETROPTS command, the change is also in effect for all the classes that share that POSIT number. Thus, if you turn off the STATISTICS option for the class of \$PONIES, that action turns off the STATISTICS option for the class of \$HORSES, because both classes share the same POSIT number. You must code a unique POSIT number for each class if you want RACF to independently control processing options.

Changing an existing installation-defined class in the static class descriptor table: If you change the POSIT value, be aware that changing the POSIT value could cause unexpected results. For example, you could deactivate a class if you change it to use a POSIT value associated with a class that is not active.

If you are changing the POSIT value, do the following before making the change:

1. Issue the SETROPTS LIST command and record each active option for the class.
2. Examine your classes to see whether any other class is using the current POSIT value. If not, use the SETROPTS command to turn off all the options that are associated with the class so that you do not receive any extraneous options set if you later add a class using that POSIT value.
3. Change the POSIT number associated with the class by updating the ICHERCDE command for the class with the new POSIT number, re-creating ICHRRCDE, and re-IPLing all systems that use the class.
4. Use the SETROPTS command to set any of the options that are still relevant for the class, using the output of the previous SETROPTS LIST command as reference.

Deleting an installation-defined class from the static class descriptor table: You can delete a class entry from the static class descriptor table by specifying the name of the class to be deleted on the OS-linkage-editor REPLACE statement. For the deletion to take effect, re-IPL all systems that used the class.

You should ensure that all profiles relating to this class are deleted *before* deleting the class descriptor table entry.

Pay special attention to any *unique* POSIT values you use. If the class you are deleting has a *unique* POSIT value, issue a SETROPTS LIST to check what options you are using with the class, for example, CLASSACT, LOGOPTIONS, AUDIT, RACLIST, and so on. Turn off each of the options for the class.

An example: You might have activated your class. You should deactivate the class before re-IPLing your system. If you do not deactivate the class and, at a future date, you create a class with the POSIT value previously used, the class will automatically be active. The same consideration applies to each option controlled by the POSIT value.

PROFDEF=YES|NO

Specifies whether you want RACF to allow profiles to be defined for this RACF resource class. If you specify PROFDEF=NO, RACF does not allow profiles to be defined to this RACF resource class; if a user attempts to define a profile to that class, the RDEFINE command responds with an appropriate message.

RACLIST=ALLOWED|DISALLOWED

Specifies whether SETROPTS RACLIST is to be allowed for the class. If you process the class using SETROPTS RACLIST, RACF brings copies of all discrete and generic profiles within that class into storage in a data space. RACF uses those profiles in storage to check the authorization of any users who want to access the resources. The profiles remain in storage until removed by SETROPTS NORACLIST.

RACLREQ=YES|NO

Specifies whether you must process the class using SETROPTS RACLIST to use RACROUTE REQUEST=AUTH. The purpose of this keyword is to allow routines that cannot tolerate I/O to invoke RACF. If you specify YES, and the class is not processed by SETROPTS RACLIST and a RACROUTE REQUEST=AUTH is attempted, the return code is 4. If you do not specify the parameter, it defaults to NO.

RVRSMAC=YES|NO

Specifies whether reverse mandatory access checking is required.

If RVRSMAC=YES is specified, RACF performs a reverse mandatory access check (MAC) when and if a mandatory access check is required. In a reverse mandatory access check, the security label of the resource must dominate that of the user.

RVRSMAC=YES cannot be specified with EQUALMAC=YES.

Note that if this parameter is omitted, it is assigned the default value of RVRSMAC=NO, which means that when and if a mandatory access check is required, the user's security label must dominate that of the resource.

SIGNAL=YES|NO

Specifies whether an ENF signal is sent to listeners when a SETROPTS RACLIST, SETROPTS NORACLIST, or SETROPTS RACLIST REFRESH is issued for the class, activating, deactivating, or updating the profiles used for authorization checking. For information about signals, see the section on signals in *z/OS Security Server RACF System Programmer's Guide*.

SLBLREQ=YES|NO

Specifies whether a security label is required for the profiles of this class.

When MLACTIVE is on, each profile in the class must have a security label. The default, SLBLREQ=NO, means that RACF does not require a security label for profiles in this class; however, if a security label exists for this profile, and the SECLABEL class is active, RACF uses it during authorization checking.

SLBLREQ=NO applies to general resource classes that have no profiles, such as DIRAUTH, or for classes that contain no data, such as OPERCMDS and SECLABEL.

ICHNCONV macro

RACF requires a data set name format where the high-level qualifier of a data set name is a RACF-defined user ID or group name. If your installation's data set naming convention already meets this requirement, you should not have to use this macro.

RACF allows installations to create a naming convention table (ICHNCV00) that RACF uses to check the data set name in all the commands and SVC routines that process data set names. This table helps an installation set up and enforce data set naming conventions that are different from the standard RACF naming conventions.

RACF compares a data set name against each entry in the table until it finds one that matches the name. If RACF does not find a matching entry, the name remains unchanged.

You create a naming convention table, ICHNCV00, by using the ICHNCONV macro. You must assemble the table and link-edit it into SYS1.LPALIB. ICHNCV00 is link-edited with AMODE(31) and RMODE(ANY).

The table can have up to 400[®] naming convention entries and can handle data set names of different formats. Each table entry consists of:

- One ICHNCONV DEFINE macro to start the naming convention and assign it a name
- Zero or more ICHNCONV SELECT macro to specify the conditions when the naming convention processes the data set name
- Zero or more ICHNCONV ACTION macro to convert the name to the standard RACF format or to change any of the modifiable variables
- One ICHNCONV END macro to terminate the naming convention

At the end of all the naming conventions, an ICHNCONV FINAL macro terminates the table itself.

ICHNCONV coding guideline

When writing a naming conventions table, be sure that your output data set names do not match any input data set names. If they match, you might receive unpredictable results. For example, suppose that you have erroneous entries in your naming conventions table that transform the following input data set names to the following output data set names:

Poor example:

```
A.B.#ANY.THING to B#.ANY.THING
B#.ANY.THING   to C#.ANY.THING
```

When a data set named A.B.#ANY.THING is processed, it is transformed to B#.ANY.THING. If B#.ANY.THING is processed again as an input data set name, it is transformed again, this time to C#.ANY.THING. You should avoid this type of coding in your naming convention table.

This is important because you cannot predict the input data set names that are passed to the naming convention table. In some cases, the table might receive the input data set name in "external" format, as provided by a user, such as from a

LISTDSD DA(*hlq.name*) command. In other cases, it might receive the input data set name in "internal" format, as previously processed by the naming convention table, such as from an authorization check made during processing of SEARCH or LISTDSD PREFIX(*hlq*) when RACF has retrieved the data set name from the database.

ICHNCONV DEFINE

An ICHNCONV DEFINE macro starts a naming convention and assigns it a name.

The format of the ICHNCONV DEFINE macro is:

```
[label] ICHNCONV DEFINE,NAME=convention name
```

DEFINE

Identifies the start of a naming convention. The ICHNCONV DEFINE must start each naming convention and there must be only one per convention.

NAME=convention name

Specifies a unique name that you can use for the convention.

The convention name must be 1 to 8 characters long and follow the rules for symbols in assembly language.

ICHNCONV SELECT

An ICHNCONV SELECT macro specifies the conditions when the naming convention processes the data set name.

The format of the ICHNCONV SELECT macro is:

```
[label] ICHNCONV SELECT,COND=(condition|compound condition)
```

SELECT

Identifies that this convention has selection criteria.

If the condition on the COND parameter is true, the actions on the ICHNCONV ACTION macros are processed, and processing continues as specified on the ICHNCONV END macro. If the condition on the COND parameter is not true, RACF bypasses the ICHNCONV ACTION macros and continues with the next convention in the table.

If an ICHNCONV SELECT macro is not coded, RACF unconditionally processes the actions that are specified on the ICHNCONV ACTION macros, and continues as specified on the ICHNCONV END macro.

All ICHNCONV SELECT macros for a naming convention must follow the ICHNCONV DEFINE macro and precede any ICHNCONV ACTION macros.

COND=(condition)

Specifies the conditions that must exist before the naming convention processes the data set name.

The "condition" may be a simple comparison condition of the form:

```
COND=(variable,operator,operand)
```

You can also use a "compound condition" that is formed by linking two or more ICHNCONV SELECT macros with logical AND and OR operators:

```
COND=(variable,operator,operand,AND)
```

ICHNCONV macro

or

COND=(variable,operator,operand,OR)

If a naming convention contains more than one ICHNCONV SELECT macro, all of the SELECT macros except the last must contain either AND or OR to link it to the following macro. The last (or only) ICHNCONV SELECT cannot have AND or OR specified. RACF evaluates compound conditions in the order specified. AND and OR have equal precedence. Each operation is performed in order, with no “short-circuit” evaluation. The final result of a compound condition is always:

(...(((conv1 op1 conv2) op2 conv3) op3 conv4)...opn convn+1) ...

where any “op” can be either AND or OR.

variable

Specifies the variables that the convention can reference. Valid variables are:

GQ Input qualifiers
G Input qualifier array subscript
UQ Output qualifiers
U Output qualifier array subscript
QUAL Character qualifier
QCT Initial number of qualifiers
NAMETYPE
Type of data set
EVENT
Event code
VOLUME
Volume serial numbers
V Volume serial number array subscript
VCT Number of volumes
OLDVOL
Volume serial of old volume
WKX Temporary work variable
WKY Temporary work variable
WKZ Temporary work variable
WKA Temporary work variable
WKB Temporary work variable
WKC Temporary work variable
RACUID
Caller's user ID
RACGPID
Caller's current connect group
RACUID3
User ID for third-party RACHECK
RACGPID3
Group used for the third-party RACHECK

RACF initializes the variables before the first convention. ICHNCONV passes any changes to a variable to subsequent conventions, but only changes made to the variables UQ, QUAL, and NAMETYPE are passed back to the RACF module that called the naming convention table processing module.

You can reference character and hexadecimal variables by substring; for example, (variable, subscript,substring-start,substring-end). If the variable does not accept subscripts or you omit the subscript, you must code a comma to show that the subscript is omitted. Variables cannot be used to define the

extents of substrings. For example, (GQ,2,1,3) refers to the first three characters of the second input qualifier; (EVENT,,2,2) refers to the second byte of the event code.

Example: The definition of the data set BOB.SAMPLE.DATASET on volume 111111, when the naming convention table processing module was called during a TSO session when user RACUSR1 was connected to group RACGRP1, would lead to the following set of initial variables:

```
(GQ,1) = BOB
(GQ,2) = SAMPLE
(GQ,3) = DATASET
(GQ,4) to (GQ,22) = blank
(UQ,0) = blank
(UQ,1) = BOB
(UQ,2) = SAMPLE
(UQ,3) = DATASET
(UQ,4) to (UQ,22) = blank
QCT = 3
QUAL = BOB
NAMETYPE = UNKNOWN
EVENT = X'0201'
(VOLUME,1) = 111111
VCT = 1
G, U, V = -1
WKX, WKY, WKZ = 0
WKA, WKB, WKC = blank
OLDVOL = blank
RACUID = RACUSR1
RACUID3 = blank
RACGPID = RACGRP1
RACGPID3 = blank
```

GQ

input qualifiers of the data set name.

G input qualifier array subscript.

UQ

output qualifiers of the data set name.

U output qualifier array subscript.

GQ and UQ are arrays containing the qualifiers of the data set name with the high-level qualifier of the name in (GQ,1) and (UQ,1). G and U are halfword variables that are used to hold subscripts to the GQ and UQ arrays. G and U are initialized to negative one (-1), which is out of the range of valid subscripts.

Initially the input and output qualifiers are identical; but if the contents of the output qualifiers are changed, the new contents are used as the new data set name. Each qualifier is a 44-byte character field padded on the right with blanks. (The field does not include the periods that separate qualifiers.) Initially, (UQ,0) is blank and is reserved for the convention to set as the new high-level qualifier.

If the name produced by the naming conventions table is longer than 44 characters, it is truncated to 44 characters. Thus, the highest possible number of qualifiers (or the highest possible value for the subscripts G and U) is 22.

ICHNCONV macro

Naming conventions should ensure that none of the UQ fields contain anything after the 8th position, because RACF follows the MVS JCL rules for data set names that are not enclosed within quotations, and requires that qualifiers be at most 8 characters in length.

If you use GQ or UQ in an ICHNCONV SELECT macro without a subscript, RACF tests the condition for each qualifier in turn until the condition is true. The variables G and U are set to the subscript of the qualifier for which the condition was true, G for the conditions using GQ and U for those involving UQ. If the condition is not true, the subscript variable is negative one (-1).

For all conditions except NE (not equal), the implied linkage is OR; for the NE condition, the implied linkage is AND. For example,

```
SELECT COND=(GQ,EQ,'ABC')      means
```

```
SELECT COND=((GQ,0),EQ,'ABC',OR)
SELECT COND=((GQ,1),EQ,'ABC',OR) ...
```

while

```
SELECT COND=(GQ,NE,'ABC')      means
```

```
SELECT COND=((GQ,0),NE,'ABC',AND)
SELECT COND=((GQ,1),NE,'ABC',AND) ...
```

You can use any numeric variable as a subscript for GQ or UQ. If RACF encounters an out-of-range subscript (for example, -1 or 23), RACF uses blanks for the comparison.

If GQ or UQ is in an ICHNCONV ACTION macro without a subscript, RACF uses the current value of G or U, in that order, as the subscript.

QUAL

An 8-byte character qualifier that RACF uses in authority checking to determine if the data set is the user's data set or a group data set.

QUAL is initially the data set high-level qualifier. If the high-level qualifier is not a user ID or group name, you should set QUAL to a user ID or group name. Setting QUAL, however, is not the same as setting the data set high-level qualifier. QUAL and the high-level qualifier are two separate fields, used for different RACF processing. Therefore, if you change QUAL, you probably want to set (UQ,0) to the same value as QUAL, especially for generic profile names.

QCT

A 2-byte binary field containing the initial number of qualifiers in the data set name.

NAMETYPE

Indicates whether the data set is a user or group data set.

NAMETYPE initially has the value UNKNOWN but a convention action may set the value to be USER or GROUP. The three special constant values UNKNOWN, USER, and GROUP may be used to test and set the value of this field. NAMETYPE is available only when the caller is RACDEF.

If the convention sets the value to USER or GROUP, RACF ensures that an appropriate user or group exists and fails the RACF or ADDSD if not.

EVENT

A 2-byte hexadecimal field containing the event code that is currently passed to the exit routine.

Values that EVENT can have are:

X'0100' - RACHECK (see note 1)
 X'0201' - RACDEF DEFINE (RENAME new name)
 X'0202' - RACDEF RENAME (OLD name)
 X'0203' - RACDEF ADDVOL
 X'0204' - RACDEF DELETE
 X'0205' - RACDEF CHGVOL
 X'0301' - ADDSD SET
 X'0302' - ADDSD NOSET
 X'0303' - ADDSD MODEL
 X'0401' - ALTDSD SET
 X'0402' - ALTDSD NOSET
 X'0501' - DELDSD SET
 X'0502' - DELDSD NOSET
 X'0601' - LISTDSD prelocate (see note 2)
 X'0602' - LISTDSD DATASET postlocate (see note 2)
 X'0603' - LISTDSD ID or PREFIX postlocate (see note 2)
 X'0701' - PERMIT TO-resource
 X'0702' - PERMIT FROM-resource
 X'0801' - SEARCH prelocate (see note 2)
 X'0802' - SEARCH postlocate (see note 2)
 X'0900' - IRRUT100 postlocate (see note 2)
 X'0D00' - RACXTRT

Notes:

1. RACHECK may be called by the RACROUTE interface or internally by RACF commands such as LISTDSD and SEARCH. If RACHECK is invoked by the RACROUTE macro, the name passed to naming conventions is in external user-specified format. However, if the command processors call RACHECK, the name may be in either format. Because no indicator of the type of call being made is passed to the naming conventions table, the naming conventions table must determine if the name is in internal format and switch it to external format (or if the name is in external format it must switch it to internal format) for this event code.
2. Prelocate means before a profile is located; these events (including all of those without a note) are passed a name in the external, user-specified format.
 Postlocate means after a profile is located but before it is displayed; these events are passed a name in the internal RACF format and the naming conventions processing should include converting it back to the external, user format.
3. Error messages displayed by the command processors may use the RACF internal format of the name so the message may be used to determine the real profile name that RACF attempted to locate.

VOLUME

An array of volume serial numbers for volumes containing the data set. Each volume is a 6-byte character field.

- V** A 2-byte variable that contains a subscript to the volume array. V is initialized to -1.

ICHNCONV macro

VOLUME is not available for generic data set profiles and is not available from commands if the VOLUME keyword was not specified. An attempt to reference nonexistent volumes (subscript 0 or greater than the number of volumes in the VOLUME array) results in a VOLUME parameter which contains *BLANK as a character string.

If you reference VOLUME in an ICHNCONV SELECT macro without a subscript, RACF tests the condition for each volume in turn until the condition is true. The variable V is set to the subscript of the volume for which the condition was true. If the condition is not true, the subscript variable is negative one (-1).

For all conditions except NE (not equal), the implied linkage is OR; for the NE condition, the implied linkage is AND. For example,

```
SELECT COND=(VOLUME,EQ,'ABC')      means
```

```
SELECT COND=((VOLUME,1),EQ,'ABC',OR)
SELECT COND=((VOLUME,2),EQ,'ABC',OR) ...
```

while

```
SELECT COND=(VOLUME,NE,'ABC')      means
```

```
SELECT COND=((VOLUME,1),NE,'ABC',AND)
SELECT COND=((VOLUME,2),NE,'ABC',AND) ...
```

You may use any numeric variable as a subscript for VOLUME. If VOLUME is in an ICHNCONV ACTION macro without a subscript, RACF uses the current value of V as the subscript.

VCT

A 2-byte binary field containing the number of volumes in the VOLUME array. If volume information is not available, VCT has a value of zero.

OLDVOL

A 6-byte character field containing the volume serial number of the volume that the data set currently resides on. This field is available during a RACDEF ADDVOL or RACDEF CHGVOL request.

WKX, WKY, WKZ

These are 2-byte binary fields that may be used as temporary work variables to save subscripts and other numeric data within and between conventions.

WKA, WKB, WKC

These are 8-byte character fields that may be used as temporary work variables to save qualifiers and other non-numeric data within and between conventions.

RACUID

The caller's user ID.

Note: If naming convention table processing is invoked from an environment where no ACEE is present to define the current user, a default value of * is used for RACUID.

RACGPID

The caller's current connect group.

Note: If naming convention table processing is invoked from an environment where no ACEE is present to define the current user, a default value of * is used for RACGPID.

RACUID3

The user ID used for third-party RACHECK.

RACGPID3

The group that is used for third-party RACHECK

Note: For RACROUTE REQUEST=AUTH (event code X'0100'):

- RACUID and RACGPID are the user and group that is used for non-third-party authorization checking. They are acquired from an address space level ACEE, a task level ACEE, or the ACEE= parameter on the RACROUTE REQUEST macro.
- RACUID3 and RACGPID3 are used for third-party authorization checking. They contain blanks for all other event codes. If the REQUEST=AUTH specifies a GROUP and no USERID, RACUID3 is *NONE*. If USERID is specified and no GROUP, RACGPID3 is blanks. RACUID3 and RACGPID3 might not contain a valid user or group. Their values are obtained from the RACROUTE REQUEST=AUTH parameters and have not been validated by RACF at the time the naming convention was called.

operator

Specifies the conditional operator: Valid operators are:

- EQ** Equal
- GT** Greater than
- LT** Less than
- GE** Greater than or equal
- LE** Less than or equal
- NE** Not equal

operand

Specifies a variable, a literal, or one of the following special symbols for use with the NAMETYPE variable:

- USER
- GROUP
- UNKNOWN

The operand used should match the length and type of the variable. If the length does not match, RACF performs padding or truncation in the normal manner. If the type does not match, the results are unpredictable.

If operand is specified as a literal, it can be:

- A character string enclosed in quotations
- A decimal number
- A hexadecimal string in the form X'string'

ICHNCONV ACTION

An ICHNCONV ACTION macro changes the value of variables. Use these macros to convert the data set name to the standard RACF format. RACF processes the ACTION macros in sequence.

The format of the ICHNCONV ACTION macro is:

[label] ICHNCONV ACTION,SET=(variable,value)

ICHNCONV macro

ACTION

Identifies a naming convention action. You can code multiple ICHNCONV ACTION macros.

SET=(variable,value)

Changes the qualifiers of a data set name and other variables.

variable

Specifies the variables that the convention can reference and set. See the preceding description of ICHNCONV SELECT for a description of these variables.

The following variables can be set:

- UQ
- QUAL
- G
- U
- V
- NAMETYPE
- WKA, WKB, WKC
- WKX, WKY, WKZ

value

Specifies the value given to the variable. Value can be another variable, a literal, or one of the following special symbols for use with the NAMETYPE variable:

- USER
- GROUP
- UNKNOWN

The value assigned to a variable should match the length and type of the variable. If the length does not match, RACF performs padding or truncation in the normal manner. If the type does not match, the results are unpredictable.

If you specify value as a variable, it can be any of the variables defined in the description of ICHNCONV SELECT.

If value is a literal, it can be:

- A character string enclosed in quotation marks
- A decimal number
- A hexadecimal string of the form X'string'

ICHNCONV END

An ICHNCONV END macro terminates the naming convention.

The format of the ICHNCONV END macro is:

```
[label] ICHNCONV END,NEXT=(convention name|'SUCCESS'|'NEXT'|'ERROR')
```

END

Identifies the end of the naming convention. Each convention must have one ICHNCONV END.

NEXT= (convention name|'SUCCESS'|'NEXT'|'ERROR')

Specifies where control goes after this convention executes, if the conditions specified in the ICHNCONV SELECT macros have been met or if there are no ICHNCONV SELECT macros in this convention.

If NEXT=convention name, processing continues with the specified convention and skips intervening conventions in the table. The specified convention must not precede the current convention in the table; otherwise, the RACF request fails.

If NEXT='NEXT', processing continues with the next convention in sequence. If NEXT='NEXT' is coded or defaulted to on the last convention in the table, processing is the same as if NEXT='SUCCESS' was coded.

If NEXT='SUCCESS', then the convention processing routine bypasses further convention processing and returns "a successful name processing" return code to the RACF routine that called it. The RACF routine continues to process normally using the name returned by the convention processing routine.

If NEXT='ERROR', then the convention processing routine bypasses further processing and returns "an invalid data set name" return code to the RACF routine that called it. The RACF routine terminates processing and fail the request.

ICHNCONV FINAL

An ICHNCONV FINAL macro terminates the naming convention table. (The naming convention table has one ICHNCONV FINAL macro.)

The format of the ICHNCONV FINAL macro is:

```
[label] ICHNCONV FINAL
```

FINAL

Identifies the end of the naming conventions table. There must be only one ICHNCONV FINAL macro in the table and it must be the last entry in the table.

Example of a naming convention table

The following example of a naming convention table illustrates some ways that a table could be coded.

The first convention checks for data sets that are already in the correct RACF format, with a user ID or group name in the high-level qualifier or system data sets that start with the characters SYS. This convention bypasses all further checks because no further changes are needed.

```
ICHNCONV DEFINE,NAME=CHECK1
ICHNCONV SELECT,COND=((GQ,1),EQ,RACUID,OR)
ICHNCONV SELECT,COND=((GQ,1),EQ,RACGPID,OR)
ICHNCONV SELECT,COND=((GQ,1,1,3),EQ,'SYS')
ICHNCONV END,NEXT='SUCCESS'
```

This convention checks for data set names that have three or more qualifiers and any qualifier is the user's ID. The user ID is moved to the start of the name and deleted from its current position. ICHNCONV sets the type indicator and processing continues with convention CHECK4.

```
ICHNCONV DEFINE,NAME=CHECK2
ICHNCONV SELECT,COND=(QCT,GE,3,AND)
ICHNCONV SELECT,COND=(GQ,EQ,RACUID)
ICHNCONV ACTION,SET=(NAMETYPE,USER)
```

ICHNCONV macro

```
ICHNCONV ACTION,SET=((UQ,0),(GQ,G))
ICHNCONV ACTION,SET=((UQ,G),'  ')
ICHNCONV END,NEXT=CHECK4
```

For all data sets that did not pass the first two conventions the first four characters of the third and fourth qualifiers are concatenated to form a new fifth qualifier. The user's current connect group becomes a high-level qualifier. Processing continues (by default) with the next convention.

```
ICHNCONV DEFINE,NAME=CHECK3
ICHNCONV ACTION,SET=((UQ,0),RACGPID)
ICHNCONV ACTION,SET=((UQ,5,1,4),(GQ,3,1,4))
ICHNCONV ACTION,SET=((UQ,5,5,8),(GQ,4,1,4))
ICHNCONV ACTION,SET=(NAMETYPE,GROUP)
ICHNCONV END
```

The installation has decided to enforce a standard that all three-qualifier data set names must have a data set type code as the last qualifier. Any qualifiers that are not in the list will cause the name to be rejected.

```
ICHNCONV DEFINE,NAME=CHECK4
ICHNCONV SELECT,COND=(QCT,EQ,3,AND)
ICHNCONV SELECT,COND=((GQ,3),NE,'PLI',AND)
ICHNCONV SELECT,COND=((GQ,3),NE,'DATA',AND)
ICHNCONV SELECT,COND=((GQ,3),NE,'COBOL',AND)
ICHNCONV SELECT,COND=((GQ,3),NE,'ASM')
ICHNCONV END,NEXT='ERROR'
```

The ICHNCONV FINAL macro terminates the table. An assembly language END statement is necessary to terminate the assembly.

```
ICHNCONV FINAL
END
```

ICHRFRTB macro

The RACF router table is an optional table that allows an installation to bypass RACF processing for a class or for a requester and subsystem combination. An entry is required in this table for a class only if the class does not require RACF to be called on each invocation of the RACROUTE macro. The same is true for each class, requester, and subsystem combination; an entry is only required if RACF is not to be called. All entries that specify ACTION=RACF are optional. The RACF router treats each class and combination of requester and subsystem that does not have an entry in the router table as if it has an entry in the table specifying ACTION=RACF.

An installation can use the RACF router table to change the processing for a class that IBM supplies. For example, if a tape library product wants to bypass some DFP-issued OCEOV calls, the installation can create a RACF router table with one or more entries that specify ACTION=NONE for combinations of class, requester, and the OCEOV subsystem.

Example: An installation could use the following macro invocations to create a router table that bypasses OCEOV calls.

```
ICHRFRTB CLASS=DATASET,REQSTOR=CLOSE,SUBSYS=OCEOV,ACTION=NONE
ICHRFRTB CLASS=DATASET,REQSTOR=TAPEOPEN,SUBSYS=OCEOV,ACTION=NONE
ICHRFRTB CLASS=TAPEVOL,REQSTOR=TAPEOPEN,SUBSYS=OCEOV,ACTION=NONE
ICHRFRTB CLASS=DATASET,REQSTOR=TAPEEOV,SUBSYS=OCEOV,ACTION=NONE,
ICHRFRTB CLASS=TAPEVOL,REQSTOR=CLOSE,SUBSYS=OCEOV,ACTION=NONE
ICHRFRTB TYPE=END
```

The ICHRFRTB macro generates entries in the RACF router table, module ICHRFRTB.

The ICHRFRTB macro definition is as follows:

```
[label] ICHRFRTB [ACTION=NONE | RACF]
                [,CLASS=classname]
                [,REQSTOR=requestor-name]
                [,SUBSYS=subsystem-name]
                [TYPE=END]
```

ACTION=

Specifies the action to be taken for this entry. This operand is required unless TYPE=END is specified.

NONE

Specifies that no action is to be taken for this entry.

RACF Specifies that RACF is to be called for this entry.

CLASS=class name

Specifies the name of the resource class. You must use the same name that is specified in the corresponding class descriptor table entry. This operand is required unless TYPE=END is specified.

REQSTOR=requestor-name

Specifies the 8-character requester name. Installations should begin requester names with a # (X'7B'), @ (X'7C') or \$ (X'5B'), because requester names supplied by IBM do not begin with those characters. If you do not specify a requester name, the default is a string of 8 blanks. If you code REQSTOR, you should also code the CLASS operand.

SUBSYS=subsystem-name

Specifies the 8-character subsystem name. Installations should begin subsystem names with a # (X'7B'), @ (X'7C') or \$ (X'5B'), because subsystem names supplied by IBM do not begin with such characters. If no subsystem name is specified, it defaults to a string of 8 blanks. This operand should not be coded unless CLASS is also specified.

TYPE=END

Indicates the end of the ICHRFRTB table. You must code TYPE=END on the last ICHRFRTB macro instruction. If TYPE=END is specified, no other operands can be coded.

ICHRFRTB macro

Chapter 2. Panel driver interface module (ICHSPF03)

Installations can implement a panel driver interface between an application program and the RACF panels. In order to use the panel driver interface, the programmer who writes the interface should be familiar with TSO CLIST or ISPF programming techniques.

Invoking the panel driver interface

When you invoke the panel driver interface module (ICHSPF03), your program must pass it the following three parameters as ISPF variables:

ICHFUNCT

the type of function that ICHSPF03 is to perform: you may specify blank, ADD, CHG, DEL, ACC, and DSP.

ICHRESCL

the name of the resource class: for example; group, user, data set, or any of the general resource classes defined to RACF in the class descriptor table (CDT). The classes supplied by IBM are in Appendix C, "Supplied class descriptor table entries," on page 467. Other classes can be added by your installation.

ICHRESNM

a resource name within the resource class, supplied with the resource class by the programmer writing the interface.

These parameters are passed to ICHSPF03 using the ISPLINK SELECT service and the function variable pool.

ICHSPF03 matches the first two arguments that are passed in the parameter list (function and resource class) to the panel mapping table to determine which RACF panel to display.

Panel mapping table

Function	Resource class	Panel ID
bbb	bbbbbbb	ICHP00
bbb	DATASET	ICHP10
ADD	DATASET	ICHP11
CHG	DATASET	ICHP12
DEL	DATASET	ICHP13
ACC	DATASET	ICHP14
DSP	DATASET	ICHP18
bbb	general	ICHP20
ADD	general	ICHP21
CHG	general	ICHP22
DEL	general	ICHP23
ACC	general	ICHP24
DSP	general	ICHP28
bbb	GROUP	ICHP30
ADD	GROUP	ICHP31
CHG	GROUP	ICHP32

Function	Resource class	Panel ID
DEL	GROUP	ICHP33
DSP	GROUP	ICHP38
bbb	USERID	ICHP40
ADD	USERID	ICHP41
CHG	USERID	ICHP42
DEL	USERID	ICHP43
DSP	USERID	ICHP48

Notes:

1. In the table above, 'general' stands for any valid general resource class.
2. bbb... represents blanks.

If the caller enters a *resource* class that is not defined in the table, the argument defaults to general. If the caller enters a *function* that is not defined in the table, ICHSPF03 issues an error message.

ICHSPF03 issues a VREPLACE within the panel driver interface to update the shared variable pool with the parameters passed from the user's function panel. ICHSPF03 then places those parameters in the panels where variables are required to identify the resource. Thus, the user does not have to constantly retype parameters. If there is an error in the caller's parameter list, ICHSPF03 issues an error message.

The ISPLINK call

The following is an example of a declare for the RACF panel driver interface:

```
DCL Buffer Char(13) Init('PGM(ICHSPF03)');
```

The following is the format of a call to the RACF panel driver interface:

```
CALL ISPLINK(SELECT, LENGTH(BUFFER), BUFFER)
```

ICHSPF03 issues an ISPLINK call for the target RACF panel. Upon return from the RACF panel after performing the requested function, RACF enters a return code in Register 15.

The return code is one of the following:

- 0 = successful completion of the function
- 12 = invalid function code specified
- 16 = variable not defined in the function pool

The way in which ICHSPF03 invokes the RACF panels depends on the way the programmer coded the interface. For example, if the parameters passed were ICHFUNCT = bbb, ICHRESCL = DATASET, and ICHRESNM = A.B.C, then ICHP10 is displayed as:

```
PROFILE NAME === > A.B.C
```

Note: On this screen, you can modify the profile name.

If the parameters passed are ICHFUNCT = CHG, ICHRESCL = DASDVOL, and ICHRESNM = DPT67V, then ICHP22 are displayed as:

```
CLASS: DASDVOLPROFILE NAME: DPT67V
```

Note: In this case, you cannot modify the class or the profile name.

Example of a RACF panel interface coding sequence

The following is an example of a user-written coding sequence to create an interface to the RACF panels. You can also call the interface from a CLIST in a similar fashion.

```
*Create Variables in the Function Variable Pool*/
Call ISPLINK(VDEFINE,'ICHFUNCT',ICHFUNCT,'CHAR',LENGTH(ICHFUNCT));
Call ISPLINK(VDEFINE,'ICHRESCL',ICHRESCL,'CHAR',LENGTH(ICHRESCL));
Call ISPLINK(VDEFINE,'ICHRESNM',ICHRESNM,'CHAR',LENGTH(ICHRESNM));
/*Copy variables from Function Pool to Shared Variable Pool*/
Call ISPLINK('VPUT',ICHFUNCT);
Call ISPLINK('VPUT',ICHRESCL);
Call ISPLINK('VPUT',ICHRESNM);
/*Call the Panel Driver Interface*/
Call ISPLINK(SELECT,LENGTH(BUFFER),BUFFER);
/*Test return code from the PDI for possible errors */
```

Chapter 3. Profile name list service routine (IRRPNL00)

RACF provides installations with a profile name list service routine (IRRPNL00) that allows TSO or other programs to call RACF to retrieve the names of profiles within a class that a given user ID can access at READ level or higher.

To perform this function, IRRPNL00 searches the RACF class descriptor table (CDT) for the class name. If the class is found and the class is processed by SETROPTS RACLIST, IRRPNL00 checks each profile name processed by SETROPTS RACLIST to see if the specified user ID is authorized to access the profile at READ level or higher. When IRRPNL00 finds a match, it places the profile name into the input work area.

IRRPNL00 begins its search with the first profile and continues its search until it checks all the profiles or until the size of the list exceeds the size of the work area.

IRRPNL00 resides in LPA. RACF loads the address of IRRPNL00 into RCVTPNL0 during RACF initialization. The caller of IRRPNL00 can use the address in RCVTPNL0.

Notes:

1. To use the profile name list service routine, you must ensure that a SETROPTS RACLIST is issued for each class name you intend to search.
2. Your program is responsible for obtaining and releasing the storage which IRRPNL00 uses to store the profile name list.
3. Callers of IRRPNL00 must be authorized in one of the following ways:
 - APF-authorized
 - Supervisor state
 - System key 0.

Invoking the profile name list service routine

When you invoke the profile name list service routine (IRRPNL00), your program must pass it the following four parameters:

Classname

an 8-character class name from which RACF derives the profile names to which the user ID has authorization

Work area length

a fullword that contains the length of the area in which IRRPNL00 is going to build the profile name list

Work Area

a fullword pointer that contains the address of the work area where IRRPNL00 is going to build the profile name list

ACEE pointer

a fullword pointer that contains the address of the ACEE for the user ID for whom profile authorization is being determined

Note: If the ACEE pointer is zero, IRRPNL00 uses the ACEE pointed to by TCBSENV.

IRRPNL00 routine

If the TCBSENV pointer is zero, IRRPNL00 attempts to use the ASXBSENV field.

If the ASXBSENV field is zero, IRRPNL00 returns an error return code and reason code.

The calling program passes these parameters to IRRPNL00 using the CALL command.

If IRRPNL00 is being called by a RACF exit, it must be invoked using the SYNCH macro. See *z/OS MVS Programming: Assembler Services Guide*.

Format of returned profile name list

A FIXED(31) count field which precedes the profile name list contains the total count of profile names returned by IRRPNL00. The format of the profile name list when it is placed in the work area is as follows:

NAME LENGTH

A 2-byte length of the profile name

FLAGS

A 1-byte flag field (only first bit used)

PROFILE NAME

A variable-length profile name

Note: The first bit of the flag field byte is on if the profile is a generic profile.

Return codes

The return codes from IRRPNL00 follow RACF conventions with a return code of 0 indicating a successful search. The return codes are as follows:

Note: All return and reason codes are shown in hexadecimal.

The following return codes are returned in register 15, and the reason codes in register 0.

Return Code

Meaning

- 00 The profile name list function completed successfully.
- 04 No profiles found for which user ID had at least read access.
- 08 No profile entries found for that class. Indicates that either no profiles existed for the input class or the input class was not processed by SETROPTS RACLIST.
- 0C The work area was not large enough to hold all the profile names.
- 14 Profile name list parameter error

Reason Code

Meaning

- 04 No ACEE available.
- 08 Work area too small to contain a single profile.
- 10 Input class name not valid.
- 18 Unable to establish ESTAE environment.

- 1C** Nonzero return code from the data space search routine: Return Code and Reason Codes are returned in the low-order and high-order halfwords of Register 0. Most are internal RACF codes indicating an error in RACF, except for the following:

Reason Code

Meaning

00080008

Class not processed by SETROPTS RACLIST

00080018

RACLIST data space could not be accessed due to an ALESERV failure.

- 20** ACEE has a default UTOKEN

- 24** The ACEE UTOKEN has a port-of-entry class indicated but no port-of-entry name is supplied.

IRRPNL00 routine

Chapter 4. Date conversion routine

RACF provides installations with the IRRDCR00 module, which is the date conversion routine that enables programs to specify and identify dates beyond the end of the 20th century.

Using this routine, installation and vendor applications can call RACF to convert a three-byte packed-decimal date to a four-byte packed-decimal date. The three-byte date has the form *yydddF*, and the four-byte date has the form *ccyydddF*, where *cc* is 00 for years 1971 through 1999 and is 01 for years 2000 through 2070. In the three-byte form, the routine interprets the year as 19*yy* when *yy* is 71 or higher and as 20*yy* when *yy* is less than 71.

This routine resides in the LPA. The system loads the address of this routine in RCVTDATP and sets bit RCVTD4OK (X'08') in flag byte RCVTMFLG during RACF initialization. The routine's caller can use the address in RCVTDATP.

Invoking the date conversion routine

When a program invokes the date conversion routine, the program must pass two parameters to it:

Three-byte date

a three-byte field containing a packed-decimal date (format *yydddF*)

Four-byte date

a four-byte field

Note: This routine runs in the caller's mode, state, and key. Recovery is handled by the calling program.

Format of returned converted date

The routine returns a four-byte packed-decimal date whose format is either *00yydddF* (for 1971-1999) or *01yydddF* (for 2000-2070).

If *ddd* is 000 in the three-byte *yydddF* date field passed to the routine, the routine returns 00 for *cc* (indicating a year 19*yy*), regardless of what *yy* is.

Return code

The return code from this routine follows RACF conventions with a return code of 00 (X'00') indicating successful date conversion. This code is sent to register 15.

The return code is as follows:

Note: The return code is shown in hexadecimal.

Return Code

Meaning

00 The date conversion function completed successfully.

Date conversion

Chapter 5. SMF records

RACF produces three SMF records:

Type 80

Produced during RACF processing

Type 81

Produced at the completion of RACF initialization and the SETROPTS command

Type 83

Produced during RACF and z/OS component processing

The type 83 record is generated under the following circumstances: SETROPTS MLACTIVE is in effect and a RACF command (ADDSD, ALTDSD, DELDSD) has been issued that changed the security label of a data set profile.

Security events detected by non-RACF components.

The first 18 bytes of type 80 and 81 records represent the standard SMF header without subtypes. The first 24 bytes of type 83 records represent the standard SMF header with subtypes. See *z/OS MVS System Management Facilities (SMF)* for information about how to use SMF.

For sorting purposes, the RACF report writer reformats SMF records (types 20, 30, 80, 81 and 83) and uses these reformatted records as input to the modules that produce the RACF reports. There are two types of reformatted records: reformatted process records and reformatted status records. If you want to use the RACF report writer exit (ICHRSMFE) to produce additional reports or to add additional record selection criteria, you should familiarize yourself with the layouts of these reformatted records.

Table 1 shows each RACROUTE request type and the corresponding independent system macro.

Guideline: Use a RACROUTE request rather than an independent system macro.

Table 1. RACROUTE request types and corresponding independent RACF system macro.

Shows RACROUTE request types and corresponding independent RACF system macros

RACROUTE request type	Independent RACF system macro
REQUEST=AUTH	RACHECK
REQUEST=DEFINE	RACDEF
REQUEST=EXTRACT	RACXTRT
REQUEST=FASTAUTH	FRACHECK
REQUEST=LIST	RACLIST
REQUEST=STAT	RACSTAT
REQUEST=VERIFY	RACINIT
REQUEST=VERIFYX	RACINIT

Record type 80: RACF processing record

RACF writes record type 80 for the following detected events:

- **Unauthorized attempts to enter the system.** For example, during RACF processing of a RACROUTE REQUEST=VERIFY macro instruction, RACF found that a RACF-defined user either (1) has supplied an invalid password, OIDCARD, or group name, (2) is not authorized access to the terminal, or (3) had insufficient security label authority.

RACF always writes this violation record when it detects the unauthorized attempt; this violation record supplements the information that RACF sends to the security console in RACF message ICH408I.

- **Authorized attempts to enter the system.** RACF provides a RACROUTE REQUEST=VERIFY option to log successful signons and signoffs including ENVIR=CREATE or ENVIR=DELETE signons and signoffs. For the LOG keyword on the RACROUTE REQUEST=VERIFY macros, LOG=ALL or LOG=ASIS may be specified to control the generation of log records for RACROUTE REQUEST=VERIFY. The value of the LOG keyword is passed to both the RACROUTE REQUEST=VERIFY preprocessing and postprocessing installation exits. Both exits are invoked before the generation of a log record, and the LOG keyword value can be changed for both exits.

- **Authorized accesses or unauthorized attempts to access RACF-protected resources.** During RACF processing of a RACROUTE REQUEST=AUTH or REQUEST=DEFINE macro instruction, RACF found that one of the following events occurred:

1. The user was permitted access to a RACF-protected resource and allowed to perform the requested operation.
2. The user did not have sufficient access or group authority to access a RACF-protected resource, or supplied invalid data while attempting to perform an operation on a RACF-protected resource.

In the first case, RACF writes the record if the ALL or SUCCESS logging option is set in the resource profile by the ADDSD, ALTDSD, RALTER, or RDEFINE command and the access type is within the scope of the valid access types. RACF also writes the record if logging has been unconditionally requested by a RACROUTE REQUEST=AUTH postprocessing exit routine.

In the second case, RACF writes the violation record if the ALL or FAILURES logging option is set in the resource profile by the ADDSD, ALTDSD, RALTER, or RDEFINE command, or if logging is unconditionally requested by a RACROUTE REQUEST=AUTH postprocessing exit routine. The violation record supplements the information that RACF sends to the security console in RACF message ICH408I.

Note that the FAILURES (READ) option is the default in cases where new resources are RACF-protected.

For the preceding events, a RACROUTE REQUEST=AUTH exit routine can modify the logging options by changing the LOG parameter on a RACROUTE REQUEST=AUTH macro instruction from ASIS to NOFAIL, NONE, or NOSTAT, or by unconditionally requesting or suppressing logging with the logging control field. For information about the LOG parameter of a RACROUTE REQUEST=AUTH macro instruction, see *z/OS Security Server RACROUTE Macro Reference*. For information about the logging options of the ADDSD, ALTDSD, ALTUSER, RALTER, RDEFINE, and SETROPTS commands, see *z/OS Security Server RACF Command Language Reference*.

- **Authorized or unauthorized attempts to modify profiles on a RACF database.** During RACF command processing, RACF found that a user with the AUDITOR attribute specified that the following be logged:
 1. All detected changes to a RACF database by RACF commands or a RACROUTE REQUEST=DEFINE
 2. All RACF commands (except LISTDSD, LISTGRP, LISTUSER, RLIST, and SEARCH) issued by users with the SPECIAL attribute
 3. All violations detected by RACF commands (except LISTGRP, LISTUSER, RLIST, and SEARCH)
 4. Every RACROUTE REQUEST=AUTH and RACROUTE REQUEST=DEFINE issued for the user and all RACF commands (except LISTGRP, LISTUSER, RLIST and SEARCH) issued by the user

In the first three cases, RACF writes records if a user with the AUDITOR attribute specified AUDIT, SAUDIT, and CMDVIOL, in that order, on the SETROPTS command. In the fourth case, RACF writes the records if a user with the AUDITOR attribute specified UAUDIT on the ALTUSER command.

You can use SMF records to:

- Track the total use of a sensitive resource (if the ALL option is set)
- Identify the resources that are repeated targets of detected unauthorized attempts to access them (if the ALL or FAILURES option is set)
- Identify the users who make detected unauthorized requests
- Track SPECIAL user activity
- Track activity of a particular user

In most cases, RACF writes one record for each event. (RACF can write two records for one operation on a resource for example, when a RACF-protected DASD data set is deleted with scratch.)

Format of SMF type 80 records

SMF type 80 records contain the following information:

- The record type
- Time stamp (time and date)
- Processor identification
- Event code and qualifier (explained in “Table of event codes and event code qualifiers” on page 42)
- User identification
- Group name
- A count of the relocate sections
- Authorities used to successfully execute commands or access resources
- Reasons for logging
- Command processing error flag
- Foreground user terminal ID
- Foreground user terminal level number
- Job log number (job name, entry time, and date)
- RACF version, release, and modification number
- Security label of user

The data in the relocate sections is explained in the following tables:

- “Table of relocate section variable data” on page 58
- “Table of extended-length relocate section variable data” on page 65
- “Table of data type 6 command-related data” on page 78

SMF records–type 80

The log record RACF creates is a standard SMF record with the type 80 format. Table 2 describes the format of the type 80 record.

Table 2. Format of the SMF type 80 record

Offsets																			
Dec.	Hex.	Name	Length	Format	Description														
0	0	SMF80LEN	2	Binary	Record length.														
2	2	SMF80SEG	2	Binary	Segment descriptor.														
4	4	SMF80FLG	1	Binary	System indicator <table border="0"> <tr> <td>Bit</td> <td>Meaning when set</td> </tr> <tr> <td>0-2</td> <td>Reserved for IBM's use.</td> </tr> <tr> <td>3</td> <td>MVS/ or 5</td> </tr> <tr> <td>4</td> <td>MVS/</td> </tr> <tr> <td>5</td> <td>MVS/</td> </tr> <tr> <td>6</td> <td>VS2</td> </tr> <tr> <td>7</td> <td>Reserved for IBM's use.</td> </tr> </table> Note: For MVS/, bits 3, 4, 5, and 6 are on.	Bit	Meaning when set	0-2	Reserved for IBM's use.	3	MVS/ or 5	4	MVS/	5	MVS/	6	VS2	7	Reserved for IBM's use.
Bit	Meaning when set																		
0-2	Reserved for IBM's use.																		
3	MVS/ or 5																		
4	MVS/																		
5	MVS/																		
6	VS2																		
7	Reserved for IBM's use.																		
5	5	SMF80RTY	1	Binary	Record type: 80 (X'50').														
6	6	SMF80TME	4	Binary	Time of day, in hundredths of a second, that the record was moved to the SMF buffer.														
10	A	SMF80DTE	4	packed	Date that the record was moved to the SMF buffer, in the form <i>0cyydddF</i> (where <i>F</i> is the sign).														
14	E	SMF80SID	4	EBCDIC	System identification (from the SID parameter).														
18	12	SMF80DES	2	Binary	Descriptor flags <table border="0"> <tr> <td>Bit</td> <td>Meaning when set</td> </tr> <tr> <td>0</td> <td>The event is a violation.</td> </tr> <tr> <td>1</td> <td>User is not defined to RACF.</td> </tr> <tr> <td>2</td> <td>Record contains a version indicator (see SMF80VER).</td> </tr> <tr> <td>3</td> <td>The event is a warning.</td> </tr> <tr> <td>4</td> <td>Record contains a version, release, and modification level number (see SMF80VRM).</td> </tr> <tr> <td>5-15</td> <td>Reserved for IBM's use.</td> </tr> </table>	Bit	Meaning when set	0	The event is a violation.	1	User is not defined to RACF.	2	Record contains a version indicator (see SMF80VER).	3	The event is a warning.	4	Record contains a version, release, and modification level number (see SMF80VRM).	5-15	Reserved for IBM's use.
Bit	Meaning when set																		
0	The event is a violation.																		
1	User is not defined to RACF.																		
2	Record contains a version indicator (see SMF80VER).																		
3	The event is a warning.																		
4	Record contains a version, release, and modification level number (see SMF80VRM).																		
5-15	Reserved for IBM's use.																		
20	14	SMF80EVT	1	Binary	Event code.														
21	15	SMF80EVQ	1	Binary	Event code qualifier.														
22	16	SMF80USR	8	EBCDIC	Identifier of the user associated with this event (jobname is used if the user is not defined to RACF).														
30	1E	SMF80GRP	8	EBCDIC	Group to which the user was connected (stepname is used if the user is not defined to RACF).														
38	26	SMF80REL	2	Binary	Offset to the first relocate section from SMF80FLG.														
40	28	SMF80CNT	2	Binary	Count of the number of relocate sections.														

Table 2. Format of the SMF type 80 record (continued)

Offsets																									
Dec.	Hex.	Name	Length	Format	Description																				
42	2A	SMF80ATH	1	Binary	<p>Authorities used for processing commands or accessing resources. (See Note 1 on page 42.)</p> <table border="0"> <tr> <td>Bit</td> <td>Meaning when set</td> </tr> <tr> <td>0</td> <td>Normal authority check (resource access).</td> </tr> <tr> <td>1</td> <td>SPECIAL attribute (command processing).</td> </tr> <tr> <td>2</td> <td>ROAUDIT attribute (command processing).</td> </tr> <tr> <td></td> <td>OPERATIONS attribute (resource access, command processing).</td> </tr> <tr> <td>3</td> <td>AUDITOR attribute (command processing).</td> </tr> <tr> <td>4</td> <td>Installation exit processing (resource access).</td> </tr> <tr> <td>5</td> <td>Failsoft processing (resource access).</td> </tr> <tr> <td>6</td> <td>Bypassed-user ID = *BYPASS* (resource access).</td> </tr> <tr> <td>7</td> <td>Trusted attribute (resource access).</td> </tr> </table>	Bit	Meaning when set	0	Normal authority check (resource access).	1	SPECIAL attribute (command processing).	2	ROAUDIT attribute (command processing).		OPERATIONS attribute (resource access, command processing).	3	AUDITOR attribute (command processing).	4	Installation exit processing (resource access).	5	Failsoft processing (resource access).	6	Bypassed-user ID = *BYPASS* (resource access).	7	Trusted attribute (resource access).
Bit	Meaning when set																								
0	Normal authority check (resource access).																								
1	SPECIAL attribute (command processing).																								
2	ROAUDIT attribute (command processing).																								
	OPERATIONS attribute (resource access, command processing).																								
3	AUDITOR attribute (command processing).																								
4	Installation exit processing (resource access).																								
5	Failsoft processing (resource access).																								
6	Bypassed-user ID = *BYPASS* (resource access).																								
7	Trusted attribute (resource access).																								
43	2B	SMF80REA	1	Binary	<p>Reason for logging. These flags indicate the reason RACF produced the SMF record. (See Note 2 on page 42.)</p> <table border="0"> <tr> <td>Bit</td> <td>Meaning when set</td> </tr> <tr> <td>0</td> <td>SETROPTS AUDIT(class) changes to this class of profile are being audited.</td> </tr> <tr> <td>1</td> <td>User being audited.</td> </tr> <tr> <td>2</td> <td>SPECIAL or OPERATIONS user being audited. (See Note 2 on page 42.)</td> </tr> <tr> <td>3</td> <td>Access to the resource is being audited due to the AUDIT option (specified when profile created or altered by a RACF command), a logging request from the RACROUTE REQUEST=AUTH exit routine, or because the operator granted access during failsoft processing.</td> </tr> <tr> <td>4</td> <td>RACROUTE REQUEST=VERIFY or initACEE failure.</td> </tr> <tr> <td>5</td> <td>This command is always audited.</td> </tr> <tr> <td>6</td> <td>Violation detected in command and CMDVIOL is in effect.</td> </tr> <tr> <td>7</td> <td>Access to entity being audited due to GLOBALAUDIT option.</td> </tr> </table>	Bit	Meaning when set	0	SETROPTS AUDIT(class) changes to this class of profile are being audited.	1	User being audited.	2	SPECIAL or OPERATIONS user being audited. (See Note 2 on page 42.)	3	Access to the resource is being audited due to the AUDIT option (specified when profile created or altered by a RACF command), a logging request from the RACROUTE REQUEST=AUTH exit routine, or because the operator granted access during failsoft processing.	4	RACROUTE REQUEST=VERIFY or initACEE failure.	5	This command is always audited.	6	Violation detected in command and CMDVIOL is in effect.	7	Access to entity being audited due to GLOBALAUDIT option.		
Bit	Meaning when set																								
0	SETROPTS AUDIT(class) changes to this class of profile are being audited.																								
1	User being audited.																								
2	SPECIAL or OPERATIONS user being audited. (See Note 2 on page 42.)																								
3	Access to the resource is being audited due to the AUDIT option (specified when profile created or altered by a RACF command), a logging request from the RACROUTE REQUEST=AUTH exit routine, or because the operator granted access during failsoft processing.																								
4	RACROUTE REQUEST=VERIFY or initACEE failure.																								
5	This command is always audited.																								
6	Violation detected in command and CMDVIOL is in effect.																								
7	Access to entity being audited due to GLOBALAUDIT option.																								
44	2C	SMF80TLV	1	Binary	Terminal level number of foreground user (zero if not available).																				
45	2D	SMF80ERR	1	Binary	<p>Command processing error flag. (See Note 3 on page 42.)</p> <table border="0"> <tr> <td>Bit</td> <td>Meaning when set</td> </tr> <tr> <td>0</td> <td>Command had error and RACF could not back out some changes</td> </tr> <tr> <td>1</td> <td>No profile updates were made because of error in RACF processing</td> </tr> <tr> <td>2-7</td> <td>Reserved for IBM's use.</td> </tr> </table>	Bit	Meaning when set	0	Command had error and RACF could not back out some changes	1	No profile updates were made because of error in RACF processing	2-7	Reserved for IBM's use.												
Bit	Meaning when set																								
0	Command had error and RACF could not back out some changes																								
1	No profile updates were made because of error in RACF processing																								
2-7	Reserved for IBM's use.																								
46	2E	SMF80TRM	8	EBCDIC	Terminal ID of foreground user (zero if not available).																				
54	36	SMF80JBN	8	EBCDIC	Job name. For RACROUTE REQUEST=VERIFY and REQUEST=DEFINE records for batch jobs, this field can be zero if the job name is not available at the time of the RACROUTE REQUEST=VERIFY or REQUEST=DEFINE.																				
62	3E	SMF80RST	4	Binary	Time, in hundredths of a second, that the reader recognized the JOB statement for this job. For RACROUTE REQUEST=VERIFY records for batch jobs, this field can be zero.																				
66	42	SMF80RSD	4	packed	Date the reader recognized the JOB statement for this job, in the form <i>0cyydddF</i> (where <i>F</i> is the sign). For RACROUTE REQUEST=VERIFY records for batch jobs, this field can be zero.																				

SMF records–type 80

Table 2. Format of the SMF type 80 record (continued)

Offsets																																													
Dec.	Hex.	Name	Length	Format	Description																																								
70	46	SMF80UID	8	EBCDIC	User identification field from the SMF common exit parameter area. For RACROUTE REQUEST=VERIFY records for batch jobs, this field can be zero.																																								
78	4E	SMF80VER	1	Binary	Version indicator (8 = Version 1, Release 8 or later). As of RACF 1.8.1, SMF80VRM is used instead.																																								
79	4F	SMF80RE2	1	Binary	Additional reasons for logging <table border="1"> <thead> <tr> <th>Bit</th> <th>Meaning when set</th> </tr> </thead> <tbody> <tr> <td>0</td> <td>Security level control for auditing.</td> </tr> <tr> <td>1</td> <td>VMEVENT Auditing.</td> </tr> <tr> <td>2</td> <td>Class being audited due to SETROPTS LOGOPTIONS.</td> </tr> <tr> <td>3</td> <td>Audited due to SETROPTS SECLABELAUDIT.</td> </tr> <tr> <td>4</td> <td>Entity audited due to SETROPTS COMPATMODE.</td> </tr> <tr> <td>5</td> <td>Audited due to SETROPTS APPLAUDIT.</td> </tr> <tr> <td>6</td> <td>Audited because user not defined to z/OS UNIX</td> </tr> <tr> <td>7</td> <td>Audited because user does not have appropriate authority for z/OS UNIX</td> </tr> </tbody> </table>	Bit	Meaning when set	0	Security level control for auditing.	1	VMEVENT Auditing.	2	Class being audited due to SETROPTS LOGOPTIONS.	3	Audited due to SETROPTS SECLABELAUDIT.	4	Entity audited due to SETROPTS COMPATMODE.	5	Audited due to SETROPTS APPLAUDIT.	6	Audited because user not defined to z/OS UNIX	7	Audited because user does not have appropriate authority for z/OS UNIX																						
Bit	Meaning when set																																												
0	Security level control for auditing.																																												
1	VMEVENT Auditing.																																												
2	Class being audited due to SETROPTS LOGOPTIONS.																																												
3	Audited due to SETROPTS SECLABELAUDIT.																																												
4	Entity audited due to SETROPTS COMPATMODE.																																												
5	Audited due to SETROPTS APPLAUDIT.																																												
6	Audited because user not defined to z/OS UNIX																																												
7	Audited because user does not have appropriate authority for z/OS UNIX																																												
80	50	SMF80VRM	4	EBCDIC	FMID for RACF <table border="1"> <tbody> <tr> <td>2020</td> <td>RACF 2.2 and OS/390 Security Server (RACF) V1 R2</td> </tr> <tr> <td>2030</td> <td>OS/390 Security Server (RACF) V1 R3</td> </tr> <tr> <td>2040</td> <td>OS/390 Security Server (RACF) V2 R4</td> </tr> <tr> <td>2060</td> <td>OS/390 Security Server (RACF) V2 R6</td> </tr> <tr> <td>2608</td> <td>OS/390 Security Server (RACF) V2 R8</td> </tr> <tr> <td>7703</td> <td>OS/390 Security Server (RACF) V2 R10 and z/OS Security Server (RACF) V1 R1</td> </tr> <tr> <td>7705</td> <td>z/OS Security Server (RACF) V1 R2</td> </tr> <tr> <td>7706</td> <td>z/OS Security Server (RACF) V1 R3</td> </tr> <tr> <td>7707</td> <td>z/OS Security Server (RACF) V1 R4</td> </tr> <tr> <td>7708</td> <td>z/OS Security Server (RACF) V1 R5</td> </tr> <tr> <td>7709</td> <td>z/OS Security Server (RACF) V1 R6</td> </tr> <tr> <td>7720</td> <td>z/OS Security Server (RACF) V1 R7</td> </tr> <tr> <td>7730</td> <td>z/OS Security Server (RACF) V1 R8</td> </tr> <tr> <td>7740</td> <td>z/OS Security Server (RACF) V1 R9</td> </tr> <tr> <td>7750</td> <td>z/OS Security Server (RACF) V1 R10</td> </tr> <tr> <td>7760</td> <td>z/OS Security Server (RACF) V1 R11</td> </tr> <tr> <td>7770</td> <td>z/OS Security Server (RACF) V1 R12</td> </tr> <tr> <td>7780</td> <td>z/OS Security Server (RACF) V1 R13</td> </tr> <tr> <td>7790</td> <td>z/OS Security Server (RACF) V2 R1</td> </tr> <tr> <td>77A0</td> <td>z/OS Security Server (RACF) V2 R2</td> </tr> </tbody> </table>	2020	RACF 2.2 and OS/390 Security Server (RACF) V1 R2	2030	OS/390 Security Server (RACF) V1 R3	2040	OS/390 Security Server (RACF) V2 R4	2060	OS/390 Security Server (RACF) V2 R6	2608	OS/390 Security Server (RACF) V2 R8	7703	OS/390 Security Server (RACF) V2 R10 and z/OS Security Server (RACF) V1 R1	7705	z/OS Security Server (RACF) V1 R2	7706	z/OS Security Server (RACF) V1 R3	7707	z/OS Security Server (RACF) V1 R4	7708	z/OS Security Server (RACF) V1 R5	7709	z/OS Security Server (RACF) V1 R6	7720	z/OS Security Server (RACF) V1 R7	7730	z/OS Security Server (RACF) V1 R8	7740	z/OS Security Server (RACF) V1 R9	7750	z/OS Security Server (RACF) V1 R10	7760	z/OS Security Server (RACF) V1 R11	7770	z/OS Security Server (RACF) V1 R12	7780	z/OS Security Server (RACF) V1 R13	7790	z/OS Security Server (RACF) V2 R1	77A0	z/OS Security Server (RACF) V2 R2
2020	RACF 2.2 and OS/390 Security Server (RACF) V1 R2																																												
2030	OS/390 Security Server (RACF) V1 R3																																												
2040	OS/390 Security Server (RACF) V2 R4																																												
2060	OS/390 Security Server (RACF) V2 R6																																												
2608	OS/390 Security Server (RACF) V2 R8																																												
7703	OS/390 Security Server (RACF) V2 R10 and z/OS Security Server (RACF) V1 R1																																												
7705	z/OS Security Server (RACF) V1 R2																																												
7706	z/OS Security Server (RACF) V1 R3																																												
7707	z/OS Security Server (RACF) V1 R4																																												
7708	z/OS Security Server (RACF) V1 R5																																												
7709	z/OS Security Server (RACF) V1 R6																																												
7720	z/OS Security Server (RACF) V1 R7																																												
7730	z/OS Security Server (RACF) V1 R8																																												
7740	z/OS Security Server (RACF) V1 R9																																												
7750	z/OS Security Server (RACF) V1 R10																																												
7760	z/OS Security Server (RACF) V1 R11																																												
7770	z/OS Security Server (RACF) V1 R12																																												
7780	z/OS Security Server (RACF) V1 R13																																												
7790	z/OS Security Server (RACF) V2 R1																																												
77A0	z/OS Security Server (RACF) V2 R2																																												
84	54	SMF80SEC	8	EBCDIC	Security label of the user.																																								
92	5C	SMF80RL2	2	Binary	Offset to extended-length relocate sections from SMF80FLG.																																								
94	5E	SMF80CT2	2	Binary	Count of extended-length relocate sections.																																								
96	60	SMF80AU2	1	Binary	Authority used continued <table border="1"> <thead> <tr> <th>Bit</th> <th>Meaning when set</th> </tr> </thead> <tbody> <tr> <td>0</td> <td>z/OS UNIX superuser (Both UID(0) and BPX.SUPERUSER)</td> </tr> <tr> <td>1</td> <td>z/OS UNIX system function</td> </tr> <tr> <td>2-7</td> <td>Reserved for IBM's use.</td> </tr> </tbody> </table>	Bit	Meaning when set	0	z/OS UNIX superuser (Both UID(0) and BPX.SUPERUSER)	1	z/OS UNIX system function	2-7	Reserved for IBM's use.																																
Bit	Meaning when set																																												
0	z/OS UNIX superuser (Both UID(0) and BPX.SUPERUSER)																																												
1	z/OS UNIX system function																																												
2-7	Reserved for IBM's use.																																												
97	61	SMF80RSV	1	Binary	Reserved for IBM's use																																								
Relocate section: See "Table of relocate section variable data" on page 58.																																													

Table 2. Format of the SMF type 80 record (continued)

Offsets					
Dec.	Hex.	Name	Length	Format	Description
0	0	SMF80DTP	1	Binary	Data type
1	1	SMF80DLN	1	Binary	Length of data that follows
2	2	SMF80DTA	1-255	mixed	Data
Extended-length relocate section: See “Table of extended-length relocate section variable data” on page 65.					
0	0	SMF80TP2	2	Binary	Data type
2	2	SMF80DL2	2	Binary	Length of data that follows
4	4	SMF80DA2	variable	EBCDIC	Data

SMF records–type 80

Table 2. Format of the SMF type 80 record (continued)

Offsets					
Dec.	Hex.	Name	Length	Format	Description
Notes:					
<p>1. SMF80ATH: These flags indicate the authority checks made for the user who requested the action. The RACF commands use bits 0, 1, and 3; the RACF requests use bits 0, 2, and 4-7.</p> <ul style="list-style-type: none"> • Bit 0 indicates that the user's authority to issue the command or SVC was determined by the checks for a user with the SPECIAL, OPERATIONS, AUDITOR, or ROAUDIT attribute. This bit indicates that the tests were made, not that the user passed the tests and has authority to issue the command. This bit is not set on if the user has the AUDITOR attribute and entered the command with only those operands that require the AUDITOR attribute. • Bit 1 indicates that the user has the SPECIAL attribute and used this authority to issue the command. If the user also has the AUDITOR or ROAUDIT attribute and entered the command with only those operands that require the AUDITOR or ROAUDIT attribute, this bit is not set on because the user did not use their authority as a user with the SPECIAL attribute. • Bit 2 is set by RACROUTE REQUEST=AUTH and RACROUTE REQUEST=DEFINE and indicates that the user has the OPERATIONS attribute and used this authority to obtain access to the resource. • Bit 3 indicates that the user has the AUDITOR or ROAUDIT attribute or group-AUDITOR and used this authority to issue the command with operands that require the AUDITOR or ROAUDIT attribute or group-AUDITOR authority. • Bit 4 indicates that the user has authority because the exit routine indicated that the request is to be accepted without any further authority checks. • Bit 5 indicates that resource access was granted by the operator during failsoft processing. • Bit 6 indicates that *BYPASS* was specified on the user ID field. Access was granted because RACF authority checking was bypassed. • Bit 7 indicates that the user has the trusted attribute. <p>2. SMF80REA: These flags indicate the reason RACF produced the SMF record.</p> <ul style="list-style-type: none"> • Bit 0 is set when there are changes made to a profile in a class specified in the AUDIT operand of the SETROPTS command. • Bit 1 is set when a user with the AUDITOR attribute specifies the UAUDIT operand on the ALTUSER command for a user and the user has changed RACF profiles with a RACF command, or a RACROUTE REQUEST=AUTH or RACROUTE REQUEST=DEFINE has been issued for the user. • Bit 2 is set when a user with the AUDITOR attribute specifies the SAUDIT or OPERAUDIT operand on the SETROPTS command and a user with either the SPECIAL or OPERATIONS attribute has changed RACF profiles with a RACF command. To determine whether SPECIAL or OPERATIONS authority was used, see the flags in SMF80ATH. Bit 1 indicates SPECIAL. Bit 2 indicates OPERATIONS. Note that if a user has both the AUDITOR attribute and either the SPECIAL or OPERATIONS attribute when issuing a command with operands that require only the AUDITOR attribute, RACF does not log this activity because the SPECIAL or OPERATIONS authority is not used. • Bit 3 is set if: <ul style="list-style-type: none"> – The AUDIT option in the resource profile specifies that attempts to access the resource be logged. – The RACROUTE REQUEST=AUTH exit routine specifies unconditional logging. – The console operator grants the resource access during failsoft processing. • Bit 4 is set when the RACROUTE REQUEST=VERIFY fails to verify a user because of an invalid group, password, terminal, or OIDCARD, or initACEE fails because a certificate is not defined or is not trusted. • Bit 5 is set if the RVARY or SETROPTS command produced the SMF record. (The execution of these two commands always produces an SMF record.) • Bit 6 is set when a user with the AUDITOR attribute specifies logging of command violations (with the CMDVIOL operand on the SETROPTS command) and RACF detects a violation. • Bit 7 is set when attempts to access a RACF-protected resource are being logged, as requested by the GLOBALAUDIT option in the resource profile. <p>3. SMF80ERR: These flags indicate errors during command processing and the extent of the processing.</p> <ul style="list-style-type: none"> • Bit 0 indicates that an error occurred that prevented the command from completing all updates requested, and the command was unable to back out the updates already done. If this bit is on, there may be an inconsistency between the profiles on the RACF database, or between the profile for a data set and the RACF-indicator for the data set in the DSCB or catalog. The latter is also indicated by a bit in the command-related information for the ADDSD, ALTDSD, and DELDSD commands. For some commands (for example, ADDUSER), the inconsistency means an incompletely defined resource. For other commands, where the profiles are already defined (for example, ALTUSER), the inconsistency means that all changes were not made, but the profiles are still usable. <p>This bit indicates a terminating error and should not be confused with a keyword violation or processing error where the command continues processing other operands.</p> <ul style="list-style-type: none"> • Bit 1 indicates that none of the requested changes were made, because either (1) a terminating error occurred before the changes were made, or (2) the command was able to back out the changes after a terminating error. 					

Table of event codes and event code qualifiers

This table describes the SMF80EVT (event code) and SMF80EVQ (event code qualifier) fields.

The event code qualifier is 0 if the recorded event is not a violation or a warning. There are exceptions for event code 1 (Job initiation/TSO logon/logoff); event qualifier codes 8, 12, 13 and 32 are not violations or warnings.

For event codes 8 through 25, an event code qualifier of 1 indicates one of the following:

- The command user is not RACF-defined.
- The command user is not authorized to change the requested profiles on the RACF database.
- The command user does not have sufficient authority for any of the operands on the command.

For event codes 8 through 25, an event code qualifier of 2 indicates that the command user does not have sufficient authority to specify some of the operands, but RACF performed the processing for the operands for which the user has sufficient authority.

Event code qualifiers of 3 and 4 apply to the ADDSD, ALTDSD, and DELDSD commands. They indicate whether the retrieval of the data set affected by the security label change was successful (3) or not (4).

For detailed descriptions of the SMF event code qualifiers, see Appendix E, “Event code qualifier descriptions,” on page 565.

Event 1(1): JOB INITIATION / TSO LOGON/LOGOFF (detected by RACINIT request)		
Code Qualifier Dec(Hex)	Description	Relocate type sections (Possible SMF80DTP/ SMF80DA2 Values)
0(0)	Successful Initiation	1, 17, 20, 46, 47, 49, 53, 55, 331, 332, 374, 386, 392, 393, 394, 395, 424, 425, 443
1(1)	Password not valid	
2(2)	Group not valid	
3(3)	OIDCARD not valid	
4(4)	Terminal/console not valid	
5(5)	Application not valid	
6(6)	Revoked user attempting access	
7(7)	User ID automatically revoked because of excessive password and password phrase attempts.	
8(8)	Successful termination	
9(9)	Undefined user ID	
10(A)	Insufficient security label authority	
11(B)	Not authorized to security label	
12(C)	Successful RACINIT initiation	
13(D)	Successful RACINIT delete	
14(E)	System now requires more authority	
15(F)	Remote job entry - job not authorized	
16(10)	SURROGAT class is inactive	
17(11)	Submitter is not authorized by user	
18(12)	Submitter not authorized to security label	

SMF records–type 80

Event 1(1): JOB INITIATION / TSO LOGON/LOGOFF (detected by RACINIT request)		
Code Qualifier Dec(Hex)	Description	Relocate type sections (Possible SMF80DTP/ SMF80DA2 Values)
19(13)	User is not authorized to job	
20(14)	WARNING - Insufficient security label authority	
21(15)	WARNING - security label missing from user, job, or profile	
22(16)	WARNING - not authorized to security label	
23(17)	Security labels not compatible	
24(18)	WARNING - security labels not compatible	
25(19)	Current [®] PASSWORD has expired	
26(1A)	Invalid new PASSWORD	
27(1B)	Verification failed by installation	
28(1C)	Group access has been revoked	
29(1D)	OIDCARD is required	
30(1E)	Network job entry - job not authorized	
31(1F)	Warning - unknown user from trusted node propagated	
32(20)	Successful initiation using PassTicket	
33(21)	Attempted replay of PassTicket	
34(22)	Client security label not equivalent to server's	
35(23)	User automatically revoked because of inactivity	
36(24)	Password phrase is not valid	
37(25)	New password phrase is not valid	
38(26)	Current password phrase has expired	
39(27)	No RACF user ID found for distributed identity	
40(28)	Successful Multifactor Authentication (MFA)	
41(29)	Failed Multifactor Authentication (MFA)	
42(2A)	Failed authentication because no multifactor decision could be made for a MFA user who has the NOPWFALLBACK option.	

Event 2(2): RESOURCE ACCESS (detected by RACROUTE REQUEST=AUTH, RACROUTE REQUEST=FASTAUTH and DIRAUTH function)		
Code Qualifier Dec(Hex)	Description	Relocate type sections (Possible SMF80DTP/ SMF80DA2 Values)
0(0)	Successful access	1, 3, 4, 5, 15, 16, 17, 20, 33, 38, 46, 48, 49, 50, 51, 53, 54, 55, 64, 65, 66, 331, 332, 386, 390 (see Notes [®] 1 and 2), 392, 393, 394, 395, 396 (see Note 3), 424, 425
1(1)	Insufficient authority	

Event 2(2): RESOURCE ACCESS (detected by RACROUTE REQUEST=AUTH, RACROUTE REQUEST=FASTAUTH and DIRAUTH function)		
Code Qualifier Dec(Hex)	Description	Relocate type sections (Possible SMF80DTP/ SMF80DA2 Values)
2(2)	Profile not found - RACFIND specified on macro	
3(3)	Access permitted because of warning	
4(4)	Failed because of PROTECTALL	
5(5)	WARNING issued because of PROTECTALL	
6(6)	Insufficient CATEGORY/SECLEVEL	
7(7)	Insufficient security label authority	
8(8)	WARNING - security label missing from job, user, or profile	
9(9)	WARNING - insufficient security label authority	
10(A)	WARNING - Data set not cataloged	
11(B)	Data set not cataloged	
12(C)	Profile not found - required for authority checking	
13(D)	WARNING - insufficient CATEGORY/SECLEVEL	
14(E)	WARNING - Non-MAIN execution environment detected while in ENHANCED PGMSECURITY mode. Conditional access or use of EXECUTE-controlled program temporarily allowed.	
15(F)	Conditional access or use of EXECUTE-controlled program allowed through BASIC mode program while in ENHANCED PGMSECURITY mode.	
Notes:		
<ol style="list-style-type: none"> The SMF80DTP value 4 (access authority allowed) can be less than the SMF80DTP value 3 (access authority requested) in two cases: <ul style="list-style-type: none"> When RACF authorizes access to a user who requested access to a database because the user has the OPERATIONS attribute. When the RACROUTE REQUEST=AUTH exit routine returns a return code of 12, which indicates that the request should be granted. The SMF80DTP value of 16 appears only when the RACROUTE REQUEST=AUTH received an old volume (OLDVOL) as input. The value of 33 appears when a generic profile is used. Relocate 396 appears with event code qualifier 0. It appears only when access is granted because of the criteria entries on the conditional access list. 		

Event 3(3): ADDVOL/CHGVOL (detected by RACROUTE REQUEST=DEFINE TYPE=ADDVOL or CHGVOL)		
Code Qualifier Dec(Hex)	Description	Relocate type sections (Possible SMF80DTP/ SMF80DA2 Values)
0(0)	Successful processing of new volume	1, 4, 5, 15, 16, 17, 33, 38, 44, 46, 49, 53, 51, 55, 331, 332, 386 (see Note), 392, 393, 394, 395, 424, 425

SMF records–type 80

Event 3(3): ADDVOL/CHGVOL (detected by RACROUTE REQUEST=DEFINE TYPE=ADDVOL or CHGVOL)		
Code Qualifier Dec(Hex)	Description	Relocate type sections (Possible SMF80DTP/ SMF80DA2 Values)
1(1)	Insufficient authority (DATASET only)	
2(2)	Insufficient security label authority	
3(3)	Less specific profile exists with different security label	
Note: The SMF80DTP value of 16 appears only when the RACROUTE REQUEST=AUTH received an old volume (OLDVOL) as input. The value of 33 appears when a generic profile is used.		

Event 4(4): RENAME RESOURCE (detected by RACROUTE REQUEST=DEFINE with TYPE=DEFINE and NEWNAME specified)		
Code Qualifier Dec(Hex)	Description	Relocate type sections (Possible SMF80DTP/ SMF80DA2 Values)
0(0)	Successful rename	1, 2, 5, 15, 17, 33, 38, 44, 46, 49, 51, 53, 55, 331, 332, 386, 392, 393, 394, 395, 424, 425
1(1)	Group not valid	
2(2)	User not in group	
3(3)	Insufficient authority	
4(4)	Resource name already defined	
5(5)	User not defined to RACF	
6(6)	Resource not protected	
7(7)	WARNING - resource not protected	
8(8)	User in second qualifier is not RACF-defined	
9(9)	Less specific profile exists with different security label	
10(A)	Insufficient security label authority	
11(B)	Resource not protected by security label	
12(C)	New name not protected by security label	
13(D)	New security label must dominate old security label	
14(E)	Insufficient security label authority	
15(F)	WARNING - resource not protected by security label	
16(10)	WARNING - new name not protected by security label	
17(11)	WARNING - new security label must dominate old security label	
Note: In cases where the RACROUTE REQUEST=DEFINE is used to rename a resource (SMF80EVT=4), the data type 33 relocate section can hold a resource name that is either the old name or the new name, or it can hold the generic profile that protects the old or the new name.		

Event 5(5): DELETE RESOURCE (detected by RACROUTE REQUEST=DEFINE, TYPE=DELETE or DELETE)		
Code Qualifier Dec(Hex)	Description	Relocate type sections (Possible SMF80DTP/ SMF80DA2 Values)
0(0)	Successful scratch	1, 5, 15, 17, 33, 38, 44, 46, 49, 51, 53, 55, 331, 332, 386, 392, 393, 394, 395, 424, 425
1(1)	Resource not found	
2(2)	Invalid volume identification (DATASET only)	

Event 6(6): DELETE 1 VOLUME OF MULTIVOLUME RESOURCE (detected by RACROUTE REQUEST=DEFINE, TYPE=DELETE)		
Code Qualifier Dec(Hex)	Description	Relocate type sections (Possible SMF80DTP/ SMF80DA2 Values)
0(0)	Successful deletion	1, 5, 8, 15, 17, 38, 44, 46, 49, 51, 53, 55, 331, 332, 386, 392, 393, 394, 395, 424, 425

Event 7(7): DEFINE RESOURCE (detected by RACROUTE REQUEST=DEFINE, TYPE=DEFINE)		
Code Qualifier Dec(Hex)	Description	Relocate type sections (Possible SMF80DTP/ SMF80DA2 Values)
0(0)	Successful definition	1, 5, 15, 17, 18, 19, 33, 38, 44, 46, 49, 51, 53, 55, 331, 332, 386, 392, 393, 394, 395, 424, 425
1(1)	Group undefined	
2(2)	User not in group	
3(3)	Insufficient authority	
4(4)	Resource name already defined	
5(5)	User not defined to RACF	
6(6)	Resource not protected	
7(7)	WARNING - resource not protected	
8(8)	WARNING - security label missing from job, user, or profile	
9(9)	WARNING - insufficient security label authority	
10(A)	User in second qualifier is not RACF-defined	
11(B)	Insufficient security label authority	
12(C)	Less specific profile exists with a different security label	

SMF records–type 80

EVENT dec(hex)	Command	Code qualifier dec(hex)	Description	Relocate type sections (possible SMF80DTP/ SMF80DA2 values)
8(8)	ADDSD	0(0)	No violations detected	6, 7, 10, 13, 33, 38, 40, 44, 49, 50, 51, 53, 55, 62, 63, 331, 332, 386, 392, 393, 394, 395, 424, 425
		1(1)	Insufficient authority (no update to RACF database)	
		2(2)	Keyword violations detected (partial update to RACF database)	
		3(3)	Successful retrieval of data set names affected by a security label change	
		4(4)	Error during retrieval of data set names affected by a security label change	
9(9)	ADDGROUP	0(0)	No violations detected	6, 7, 37, 38, 44, 49, 53, 55, 63, 301, 331, 332, 386, 392, 393, 394, 395, 424, 425
		1(1)	Insufficient authority (no update to RACF database)	
		2(2)	Keyword violations detected (partial update to RACF database)	
10(A)	ADDUSER	0(0)	No violations detected	6, 7, 8, 28, 37, 38, 40, 44, 49, 53, 55, 301, 331, 332, 386, 392, 393, 394, 395, 424, 425
		1(1)	Insufficient authority (no update to RACF database)	
		2(2)	Keyword violations detected (partial update to RACF database)	
11(B)	ALTDSO	0(0)	No violations detected	6, 7, 10, 11, 33, 38, 40, 41, 44, 49, 50, 51, 53, 55, 62, 63, 331, 332, 386, 392, 393, 394, 395, 424, 425
		1(1)	Insufficient authority (no update to RACF database)	
		2(2)	Keyword violations detected (partial update to RACF database)	
		3(3)	Successful retrieval of data set names affected by a security label change	
		4(4)	Error during retrieval of data set names affected by a security label change	
12(C)	ALTGROUP	0(0)	No violations detected	6, 7, 37, 38, 44, 49, 53, 55, 301, 331, 332, 386, 392, 393, 394, 395, 424, 425
		1(1)	Insufficient authority (no update to RACF database)	
		2(2)	Keyword violations detected (partial update to RACF database)	
13(D)	ALTUSER	0(0)	No violations detected	6, 7, 8, 28, 37, 38, 40, 41, 44, 49, 53, 55, 301, 331, 332, 386, 392, 393, 394, 395, 424, 425, 440, 441, 442
		1(1)	Insufficient authority (no update to RACF database)	
		2(2)	Keyword violations detected (partial update to RACF database)	

EVENT dec(hex)	Command	Code qualifier dec(hex)	Description	Relocate type sections (possible SMF80DTP/ SMF80DA2 values)
14(E)	CONNECT	0(0)	No violations detected	6, 38, 49, 53, 55, 331, 332, 386, 392, 393, 394, 395, 424, 425
		1(1)	Insufficient authority (no update to RACF)	
		2(2)	Keyword violations detected (partial update to RACF database)	
15(F)	DELDSD	0(0)	No violations detected	6, 38, 49, 50, 51, 53, 55, 62, 63, 331, 332, 386, 392, 393, 394, 395, 424, 425
		1(1)	Insufficient authority (no update to RACF database)	
		2(2)	Keyword violations detected (partial update to RACF database)	
		3(3)	Successful retrieval of data set names affected by a security label change	
		4(4)	Error during retrieval of data set names affected by a security label change	
16(10)	DELGROUP	0(0)	No violations detected	6, 38, 44, 49, 53, 55, 331, 332, 386, 392, 393, 394, 395, 424, 425
		1(1)	Insufficient authority (no update to RACF database)	
		2(2)	Keyword violations detected (partial update to RACF database)	
17(11)	DELUSER	0(0)	No violations detected	6, 38, 44, 49, 53, 55, 331, 332, 386, 392, 393, 394, 395, 424, 425
		1(1)	Insufficient authority (no update to RACF database)	
		2(2)	Keyword violations detected (partial update to RACF database)	
18(12)	PASSWORD	0(0)	No violations detected	6, 38, 49, 53, 331, 332, 386, 392, 393, 394, 395, 424, 425
		1(1)	Insufficient authority (no update to RACF database)	
		2(2)	Keyword violations detected (partial update to the RACF database)	
19(13)	PERMIT	0(0)	No violation detected	6, 9, 12, 13, 14, 17, 26, 38, 39, 49, 53, 55, 331, 332, 386, 392, 393, 394, 395, 424, 425
		1(1)	Insufficient authority (no update to RACF database)	
		2(2)	Insufficient authority (partial update to RACF database)	
20(14)	RALTER	0(0)	No violations detected	6, 7, 9, 10, 11, 17, 24, 25, 29, 33, 38, 40, 41, 44, 49, 50, 51, 53, 55, 301, 331, 332, 386, 392, 393, 394, 395, 424, 425
		1(1)	Insufficient authority (no update to RACF database)	
		2(2)	Keyword violations detected (partial update to RACF database)	
21(15)	RDEFINE	0(0)	No violations detected	6, 7, 9, 13, 17, 24, 29, 33, 38, 40, 44, 49, 50, 51, 53, 55, 301, 331, 332, 386, 392, 393, 394, 395, 424, 425
		1(1)	Insufficient authority (no update to RACF database)	
		2(2)	Keyword violations detected (partial update to RACF database)	

SMF records–type 80

EVENT dec(hex)	Command	Code qualifier dec(hex)	Description	Relocate type sections (possible SMF80DTP/ SMF80DA2 values)
22(16)	RDELETE	0(0)	No violations detected	6, 9, 17, 38, 44, 49, 50, 51, 53, 55, 331, 332, 386, 392, 393, 394, 395, 424, 425
		1(1)	Insufficient authority (no update to RACF database)	
		2(2)	Keyword violations detected (partial update to RACF database)	
23(17)	REMOVE	0(0)	No violations detected	6, 17, 38, 49, 53, 55, 331, 332, 386, 392, 393, 394, 395, 424, 425
		1(1)	Insufficient authority (no update to RACF database)	
		2(2)	Keyword violations detected (partial update to RACF database)	
24(18)	SETROPTS	0(0)	No violations detected	6, 21, 22, 23, 27, 32, 34, 35, 36, 42, 43, 44, 45, 49, 53, 55, 331, 332, 386, 392, 393, 394, 395, 424, 425
		1(1)	Insufficient authority (no update to RACF database)	
		2(2)	Keyword violations detected (partial update to RACF database)	
25(19)	RVARY	0(0)	No violations detected	6, 27, 30, 31, 49, 53, 55, 331, 332, 386, 392, 393, 394, 395, 424, 425
		1(1)	Insufficient authority (no update to RACF database)	
		2(2)	Keyword violations detected (partial update to RACF database)	
26(1A)	APPC SESSION ESTABLISHMENT	0(0)	Partner verification was successful	1, 17, 33, 38, 49, 53, 55, 331, 332, 386, 392, 393, 394, 395, 424, 425
		1(1)	Session established without verification	
		2(2)	Local LU key will expire in <= 5 days	
		3(3)	Partner LU access has been revoked	
		4(4)	Partner LU key does not match this LU key	
		5(5)	Session terminated for security reason	
		6(6)	Required SESSION KEY not defined	
		7(7)	Possible security attack by partner LU	
		8(8)	SESSION KEY not defined for partner LU	
		9(9)	SESSION KEY not defined for this LU	
		10(A)	SNA security-related protocol error	
		11(B)	Profile change during verification	
12(C)	Expired SESSION KEY			
27(1B)	GENERAL	0(0)	General purpose auditing	17, 46, 49, 53, 55, 331, 332, 386, 392, 393, 394, 395, 424, 425

EVENT dec(hex)	Command	Code qualifier dec(hex)	Description	Relocate type sections (possible SMF80DTP/ SMF80DA2 values)
28(1C)	DIRECTORY SEARCH	0(0)	Access allowed	17, 49, 51, 53, 55, 256, 257, 258,
		1(1)	Not authorized to search directory	259, 260, 261, 262, 263, 264, 265, 266, 267, 268, 269, 270, 291, 295, 297, 298, 299, 307, 308, 309, 310, 315, 316, 317, 331, 332, 386, 392, 393, 394, 395, 424, 425
		2(2)	Security label failure	
29(1D)	CHECK ACCESS TO DIRECTORY	0(0)	Access allowed	17, 49, 51, 53, 55, 256, 257, 258,
		1(1)	Caller does not have requested access authority	259, 260, 261, 262, 263, 264, 265, 266, 267, 268, 269, 270, 297, 298, 299, 307, 308, 309, 310, 315, 316, 317, 331, 332, 386, 392, 393, 394, 395, 424, 425
		2(2)	Security label failure	
30(1E)	CHECK ACCESS TO FILE	0(0)	Access allowed	17, 49, 51, 53, 55, 256, 257, 258,
		1(1)	Caller does not have requested access authority	259, 260, 261, 262, 263, 264, 265, 266, 267, 268, 269, 270, 298, 299, 307, 308, 309, 310, 315, 316, 317, 331, 332, 386, 392, 393, 394, 395, 424, 425
		2(2)	Security label failure	
31(1F)	CHAUDIT	0(0)	File's audit options changed	17, 49, 51, 53, 55, 256, 257, 258,
		1(1)	Caller does not have authority to change user audit options of specified file	259, 260, 261, 262, 263, 264, 265, 266, 292, 293, 294, 307, 308, 309, 310, 315, 316, 317, 331, 332, 386, 392, 393, 394, 395, 424, 425
		2(2)	Caller does not have authority to change auditor audit options	
		3(3)	Security label failure	
32(20)	CHDIR	0(0)	Current working directory changed	17, 49, 53, 55, 256, 257, 258,
		*	Failures logged as directory search event types	259, 260, 261, 262, 263, 264, 265, 266, 315, 316, 317, 331, 332, 386, 392, 393, 394, 395, 424, 425
33(21)	CHMOD	0(0)	File's mode changed	17, 49, 51, 53, 55, 256, 257, 258,
		1(1)	Caller does not have authority to change mode of specified file	259, 260, 261, 263, 264, 265, 266, 289, 290, 296, 307, 308, 309, 310, 315, 316, 317, 331, 332, 386, 392, 393, 394, 395, 424, 425
		2(2)	Security label failure	
34(22)	CHOWN	0(0)	File's owner or group owner changed	17, 49, 51, 53, 55, 256, 257, 258,
		1(1)	Caller does not have authority to change owner or group owner of specified file	259, 260, 261, 262, 263, 264, 265, 266, 280, 281, 307, 308, 309, 310, 315, 316, 317, 331, 332, 386, 392, 393, 394, 395, 424, 425
		2(2)	Security label failure	
35(23)	CLEAR SETID BITS FOR FILE	0(0)	S_ISUID, S_ISGID, and S_ISVTX bits changed to zero (write) No failure cases	17, 49, 53, 55, 256, 257, 258, 259, 260, 261, 262, 263, 264, 265, 266, 289, 290, 317, 331, 332, 386, 392, 393, 394, 395, 424, 425
36(24)	EXEC WITH SETUID/SETGID	0(0)	Successful change of z/OS UNIX user identifiers (UIDs) and z/OS UNIX group identifiers (GIDs). No failure cases. Access to program file is audited by an internal open	17, 49, 53, 55, 256, 257, 258, 259, 260, 261, 262, 272, 273, 274, 275, 276, 277, 317, 331, 332, 386, 392, 393, 394, 395, 424, 425

SMF records–type 80

EVENT dec(hex)	Command	Code qualifier dec(hex)	Description	Relocate type sections (possible SMF80DTP/ SMF80DA2 values)
37(25)	GETPSENT	0(0)	Access allowed	17, 49, 53, 55, 256, 257, 258,
		1(1)	Not authorized to access specified process	259, 260, 261, 282, 283, 284, 288, 317, 331, 332, 386, 392, 393, 394, 395, 424, 425
38(26)	INITIALIZE z/OS UNIX PROCESS (DUB)	0(0)	z/OS UNIX process successfully initiated	17, 49, 53, 55, 256, 257, 258, 259, 260, 261, 262, 317, 331, 332, 386, 392, 393, 394, 395, 424, 425
		1(1)	User not defined as a z/OS UNIX user (no user profile or no OMVS segment)	
		2(2)	User incompletely defined as a z/OS UNIX user (no z/OS UNIX user identifier (UID) in user profile)	
		3(3)	User's current group has no z/OS UNIX group identifier (GID).	
39(27)	z/OS UNIX PROCESS COMPLETION (UNDUB)	0(0)	Process completed No failure cases	17, 49, 53, 55, 256, 257, 258, 259, 260, 261, 262, 317, 331, 332, 386, 392, 393, 394, 395, 424, 425
40(28)	KILL	0(0)	Access allowed	17, 49, 51, 53, 55, 256, 257, 258,
		1(1)	Not authorized to access specified process	259, 260, 261, 262, 282, 283, 284, 288, 300, 317, 331, 332, 386, 392, 393, 394, 395, 424, 425
		2(2)	Security label failure	
41(29)	LINK	0(0)	New link created	17, 49, 53, 55, 256, 257, 258, 259, 260, 261, 262, 263, 264,
		*	Failures logged as directory search or check access event types	265, 266, 270, 299, 307, 308, 309, 310, 315, 316, 317, 331, 332, 386, 392, 393, 394, 395, 424, 425
42(2A)	MKDIR	0(0)	Directory successfully created	17, 49, 50, 53, 55, 256, 257, 258,
		*	Failures logged as directory search or check access event types	259, 260, 261, 262, 263, 264, 265, 266, 289, 290, 294, 296, 307, 308, 309, 310, 317, 331, 332, 386, 392, 393, 394, 395, 424, 425
43(2B)	MKNOD	0(0)	Node successfully created	17, 49, 50, 53, 55, 256, 257, 258,
		*	Failures logged as directory search or check access event types	259, 260, 261, 262, 263, 264, 265, 266, 289, 290, 294, 296, 307, 308, 309, 310, 317, 331, 332, 386, 392, 393, 394, 395, 424, 425
44(2C)	MOUNT FILE SYSTEM	0(0)	Successful mount	17, 49, 53, 55, 256, 257, 258, 259, 260, 261, 262, 263, 264,
		*	Failures logged as ck_priv event type	265, 266, 295, 315, 316, 317, 331, 332, 386, 392, 393, 394, 395, 424, 425
45(2D)	OPEN (NEW FILE)	0(0)	File successfully created	17, 49, 50, 53, 55, 256, 257, 258,
		*	Failures logged as directory search or check access event types	259, 260, 261, 262, 263, 264, 265, 266, 289, 290, 294, 296, 307, 308, 309, 310, 317, 331, 332, 386, 392, 393, 394, 395, 424, 425
46(2E)	PTRACE	0(0)	Access allowed	17, 49, 51, 53, 55, 256, 257, 258,
		1(1)	Not authorized to access specified process	259, 260, 261, 262, 282, 283, 284, 285, 286, 287, 288, 317, 331, 332, 386, 392, 393, 394,
		2(2)	Security label failure	395, 424, 425

EVENT dec(hex)	Command	Code qualifier dec(hex)	Description	Relocate type sections (possible SMF80DTP/ SMF80DA2 values)
47(2F)	RENAME	0(0)	Rename successful	17, 49, 53, 55, 256, 257, 258, 259, 260, 261, 262, 263, 264, 265, 266, 270, 271, 278, 279, 294, 299, 302, 307, 308, 309, 310, 311, 312, 313, 314, 315, 316, 317, 331, 332, 386, 392, 393, 394, 395, 424, 425
		*	Failures logged as directory search or check access event types	
48(30)	RMDIR	0(0)	Successful rmdir	17, 49, 53, 55, 256, 257, 258, 259, 260, 261, 262, 263, 264, 265, 266, 307, 308, 309, 310, 315, 316, 317, 331, 332, 386, 392, 393, 394, 395, 424, 425
		*	Failures logged as directory search or check access event types	
49(31)	SETEGID	0(0)	Successful change of effective z/OS UNIX group identifier (GID).	17, 49, 53, 55, 256, 257, 258, 259, 260, 261, 262, 275, 276, 277, 281, 317, 331, 332, 386, 392, 393, 394, 395, 424, 425
		1(1)	Not authorized to setegid	
50(32)	SETEUID	0(0)	Successful change of effective z/OS UNIX user identifier (UID).	17, 49, 53, 55, 256, 257, 258, 259, 260, 261, 262, 272, 273, 274, 280, 317, 331, 332, 386, 392, 393, 394, 395, 424, 425
		1(1)	Not authorized to seteuid	
51(33)	SETGID	0(0)	Successful change of z/OS UNIX group identifiers (GIDs).	17, 49, 53, 55, 256, 257, 258, 259, 260, 261, 262, 275, 276, 277, 281, 317, 331, 332, 386, 392, 393, 394, 395, 424, 425
		1(1)	Not authorized to setgid	
52(34)	SETUID	0(0)	Successful change of z/OS UNIX user identifiers (UIDs).	17, 49, 53, 55, 256, 257, 258, 259, 260, 261, 262, 272, 273, 274, 280, 317, 331, 332, 386, 392, 393, 394, 395, 424, 425
		1(1)	Not authorized to setuid	
53(35)	SYMLINK	0(0)	Successful symlink	17, 49, 50, 53, 55, 256, 257, 258, 259, 260, 261, 262, 263, 264, 265, 266, 297, 307, 308, 309, 310, 317, 331, 332, 386, 392, 393, 394, 395, 424, 425
		*	Failures logged as directory search or check access event types	
54(36)	UNLINK	0(0)	Successful unlink	17, 49, 53, 55, 256, 257, 258, 259, 260, 261, 262, 263, 264, 265, 266, 302, 307, 308, 309, 310, 315, 316, 317, 331, 332, 386, 392, 393, 394, 395, 424, 425
		*	Failures logged as directory search or check access event types	
55(37)	UNMOUNT THE SYSTEM	0(0)	Successful unmount	17, 49, 53, 55, 256, 257, 258, 259, 260, 261, 262, 263, 264, 265, 266, 295, 315, 316, 317, 331, 332, 386, 392, 393, 394, 395, 424, 425
		*	Failures logged as ck_priv event type	
56(38)	CHECK FILE OWNER	0(0)	User is the owner	17, 49, 51, 53, 55, 256, 257, 258, 259, 260, 261, 262, 263, 264, 265, 266, 307, 308, 309, 310, 315, 316, 317, 331, 332, 386, 392, 393, 394, 395, 424, 425
		1(1)	User is not the owner	
		2(2)	Security label failure	
57(39)	CK_PRIV	0(0)	User is authorized	17, 49, 53, 55, 256, 257, 258, 259, 260, 261, 262, 315, 316, 317, 331, 332, 386, 392, 393, 394, 395, 424, 425
		1(1)	User is not authorized to use requested function	
58(3A)	OPEN SLAVE TTY	0(0)	Access allowed	17, 49, 53, 55, 256, 257, 258, 259, 260, 261, 262, 282, 283, 284, 288, 317, 331, 332, 386, 392, 393, 394, 395, 424, 425
		1(1)	Not authorized to access specified process	

SMF records–type 80

EVENT dec(hex)	Command	Code qualifier dec(hex)	Description	Relocate type sections (possible SMF80DTP/ SMF80DA2 values)
59(3B)	RACLINK	0(0)	Access allowed	6, 49, 53, 331, 332, 386, 392, 393, 394, 395, 424, 425
		1(1)	Insufficient authority	
		2(2)	Keyword violation detected	
		3(3)	Association already defined	
		4(4)	Association already approved	
		5(5)	Association does not match	
		6(6)	Association does not exist	
		7(7)	Password not valid or user ID is revoked	
60(3C)	CHECK IPC ACCESS	0(0)	Access allowed	17, 49, 51, 56, 256, 257, 258, 259, 260, 261, 262, 265, 266, 267, 268, 269, 303, 304, 305, 306, 317, 331, 332, 386, 392, 393, 394, 395, 424, 425
		1(1)	Caller does not have proper access authority	
		2(2)	Security label failure	
61(3D)	IPCGET (MAKE ISP)	0(0)	Successful creation of ISP	17, 49, 51, 56, 256, 257, 258, 259, 260, 261, 262, 265, 266, 269, 303, 304, 305, 306, 317, 331, 332, 386, 392, 393, 394, 395, 424, 425
		1(1)	Security label failure	
62(3E)	R_IPC control	0(0)	Access allowed	17, 49, 51, 56, 256, 257, 258, 259, 260, 261, 262, 265, 266, 280, 281, 289, 290, 291, 296, 303, 304, 305, 306, 317, 331, 332, 386, 392, 393, 394, 395, 424, 425
		1(1)	Caller does not have proper authority.	
		2(2)	Security label failure	
63(3F)	SETGROUP	0(0)	Access allowed	17, 49, 53, 55, 256, 257, 258, 259, 260, 261, 262, 315, 316, 317, 331, 332, 386, 392, 393, 394, 395, 424, 425
		1(1)	Not authorized to access specified process	
64(40)	CHECK OWNER, TWO FILES	0(0)	User is the owner	17, 49, 51, 53, 55, 256, 257, 258, 259, 260, 261, 262, 263, 264, 265, 266, 271, 278, 279, 315, 316, 317, 331, 332, 386, 392, 393, 394, 395, 424, 425
		1(1)	User is not the owner	
		2(2)	Security label failure	
65(41)	R_AUDIT	0(0)	Successful r_audit No failure case	17, 49, 53, 55, 256, 257, 258, 259, 260, 261, 262, 263, 264, 317, 331, 332, 386, 392, 393, 394, 395, 424, 425
66(42)	RACDCERT	0(0)	No violation detected	6, 49, 53, 318, 319, 320, 321, 322, 323, 324, 325, 326, 327, 328, 329, 330, 331, 332, 336, 337, 338, 339, 386, 392, 393, 394, 395, 398, 399, 424, 425
		1(1)	Insufficient authority (no update to RACF database)	

EVENT dec(hex)	Command	Code qualifier dec(hex)	Description	Relocate type sections (possible SMF80DTP/ SMF80DA2 values)
67(43)	INITACEE	0(0)	Successful certificate registration	49, 53, 318, 319, 331, 332 374, 386, 392, 393, 394, 395, 424, 425
		1(1)	Successful certificate deregistration	
		2(2)	Not authorized to register the certificate	
		3(3)	Not authorized to unregister the certificate	
		4(4)	No user ID found for the certificate	
		5(5)	The certificate is not trusted	
		6(6)	Successful CERTAUTH certificate registration	
		7(7)	Insufficient authority to register the CERTAUTH certificate	
		8(8)	Client security label not equivalent to server's	
		9(9)	A SITE or CERTAUTH certificate was used to authenticate a user	
68(44)	GRANT OF INITIAL KERBEROS TICKET (reserved for use by Network Authentication Service)	0(0)	Success	333, 334, 335
		1(1)	Failure	
69(45)	R_PKIServ GENCERT	0(0)	Successful GENCERT request	46, 49, 53, 318, 319, 331, 332, 340, 341, 342, 343, 344, 345, 346, 347, 348, 349, 350, 351, 357, 358, 359, 373, 375, 376, 377, 378, 386, 388, 391, 392, 393, 394, 395, 422, 424, 425, 426, 427, 428
		1(1)	Insufficient authority for GENCERT	
		2(2)	Successful REQCERT request	
		3(3)	Insufficient authority for REQCERT	
		4(4)	Successful GENRENEW request	
		5(5)	Insufficient authority for GENRENEW	
		6(6)	Successful REQRENEW request	
		7(7)	Insufficient authority for REQRENEW	
		8(8)	Successful PREREGISTER request	
9(9)	Insufficient authority for PREREGISTER			
70(46)	R_PKIServ EXPORT	0(0)	Successful EXPORT request	46, 49, 53, 331, 332, 343, 344, 351, 359, 386, 391, 392, 393, 394, 395, 421, 424, 425
		1(1)	Insufficient authority for EXPORT	
		2(2)	Incorrect pass phrase specified for EXPORT	

SMF records–type 80

EVENT dec(hex)	Command	Code qualifier dec(hex)	Description	Relocate type sections (possible SMF80DTP/ SMF80DA2 values)
71(47)	POLICY DIRECTOR ACCESS CONTROL DECISION (reserved for use by Policy Director Authorization Services)	0(0)	Authorized	352, 353, 354, 355, 356, 372
		1(1)	Not authorized but permitted because of warning mode	
		2(2)	Not authorized because of insufficient traverse authority but permitted because of warning mode	
		3(3)	Not authorized because of time-of-day check but permitted because of warning mode	
		4(4)	Not authorized	
		5(5)	Not authorized because of insufficient traverse authority	
		6(6)	Not authorized because of time-of-day check	
72(48)	R_PKIServ QUERY, DETAILS, or VERIFY	0(0)	Successful admin QUERY or DETAILS request	20, 46, 49, 53, 318, 319, 331, 332, 340, 341, 342, 346, 351, 358, 360, 361, 362, 363, 373, 375, 386, 391, 392, 393, 394, 395, 421, 422, 424, 425, 426, 429, 433, 434
		1(1)	Insufficient authority for admin QUERY or DETAILS	
		2(2)	Successful VERIFY request	
		3(3)	Insufficient authority for VERIFY	
		4(4)	Incorrect VERIFY certificate, no record found for this certificate	
73(49)	R_PKIServ UPDATEREQ	0(0)	Successful admin UPDATEREQ request	46, 49, 53, 331, 332, 340, 341, 342, 346, 347, 348, 349, 350, 351, 357, 364, 365, 375, 376, 377, 378, 386, 388, 391, 392, 393, 394, 395, 424, 425, 427, 428
		1(1)	Insufficient authority for admin UPDATEREQ	
74(4A)	R_PKIServ UPDATECERT or REVOKE	0(0)	Successful admin UPDATECERT request	48, 49, 53, 318, 331, 332, 364, 365, 366, 386, 391, 392, 393, 394, 395, 423, 424, 425
		1(1)	Insufficient authority for admin UPDATECERT	
		2(2)	Successful REVOKE request	
		3(3)	Insufficient authority for REVOKE	
75(4B)	Change file ACL	0(0)	ACL successfully changed	17, 49, 51, 53, 55, 256, 257, 258, 259, 260, 261, 262, 263, 264, 265, 266, 307, 308, 309, 310, 315, 316, 317, 331, 332, 367, 368, 369, 370, 371, 386, 392, 393, 394, 395, 424, 425
		1(1)	Insufficient authority to change ACL	
		2(2)	Security label failure	
76(4C)	Remove file ACL	0(0)	Entire ACL removed	17, 49, 51, 53, 55, 256, 257, 258, 259, 260, 261, 262, 263, 264, 265, 266, 307, 308, 309, 310, 315, 316, 317, 331, 332, 367, 386, 392, 393, 394, 395, 424, 425
		1(1)	Insufficient authority to remove ACL	
		2(2)	Security label failure	
77(4D)	Set file security label (R_setfsecl)	0(0)	Security label change successful	17, 49, 50, 51, 53, 256, 257, 258, 259, 260, 261, 262, 263, 264, 265, 266, 317, 331, 332, 386, 392, 393, 394, 395, 424, 425
		1(1)	Not authorized to change security label	

EVENT dec(hex)	Command	Code qualifier dec(hex)	Description	Relocate type sections (possible SMF80DTP/ SMF80DA2 values)
78(4E)	Set write-down privilege (R_writepriv)	0(0)	Requested function successful	49, 53, 331, 332, 386, 392, 393, 394, 395, 424, 425
		1(1)	Not authorized to IRR.WRITEDOWN.BYUSER	
79(4F)	CRL publication	0(0)	See <i>z/OS Cryptographic Services PKI Services Guide and Reference</i> .	
80(50)	RPKIRESP	0(0)	Successful RESPOND request	46, 49, 53, 331, 332, 386, 389, 391, 392, 393, 394, 395, 424, 425
		1(1)	Insufficient authority for RESPOND	
81(51)	PassTicket evaluation	0(0)	Success	20, 48, 49, 53
		1(1)	Failure	
82(52)	PassTicket generation	0(0)	Success	20, 48, 49, 53
		1(1)	Failure	
83(53)	RPKISCEP	0(0)	Successful AutoApprove PKCSReq request	46, 49, 53, 318, 319, 331, 332, 340, 341, 342, 346, 347, 348, 349, 350, 351, 357, 358, 359, 373, 375, 386, 388, 391, 392, 393, 394, 395, 424, 425, 427, 428
		1(1)	Successful AdminApprove PKCSReq request	
		2(2)	Successful GetCertInitial request	
		3(3)	Rejected PKCSReq or GetCertInitial request	
		4(4)	Incorrect SCEP transaction ID specified for GetCertInitial	
		5(5)	Insufficient authority for SCEPREQ	
84(54)	RDATAUPD	0(0)	Successful NewRing	49, 53, 318, 319, 320, 331, 332, 343, 344, 346, 386, 392, 393, 394, 395, 400, 401, 402, 403, 404, 405, 406, 407, 424, 425, 435, 436, 437, 438
		1(1)	Not authorized to call NewRing	
		2(2)	Successful DataPut	
		3(3)	Not authorized to call DataPut	
		4(4)	Successful DataRemove	
		5(5)	Not authorized to call DataRemove	
		6(6)	Successful DelRing	
		7(7)	Not authorized to call DelRing	
85(55)	PKIAURNW	0(0)	Successful autoRenew	318, 319, 341, 342, 346, 358, 363, 373, 391, 408

SMF records–type 80

EVENT dec(hex)	Command	Code qualifier dec(hex)	Description	Relocate type sections (possible SMF80DTP/ SMF80DA2 values)
86(56)	R_PgmSignVer	0(0)	Successful signature verification	1, 15, 46, 49, 53, 66, 331, 332, 386, 392, 393, 394, 395, 409, 410, 411, 412, 413, 414, 424, 425
		1(1)	Signature appears valid but root CA certificate not trusted	
		2(2)	Module signature failed verification	
		3(3)	Module certificate chain incorrect	
		4(4)	Signature required but module not signed	
		5(5)	Signature required but signature has been removed	
		6(6)	Program verification module not loaded. Program verification was not available when attempt was made to load this program.	
	7(7)	The algorithmic self-test failed while verifying the program verification module.		
87(57)	RACMAP	0(0)	No violation detected	6, 49, 53, 331, 332, 386, 392, 393, 394, 395, 415, 416, 424, 425
		1(1)	Insufficient authority (no update to RACF database)	
88(58)	AUTOPROF	0(0)	Successful profile modification	17, 49, 53, 55, 256, 257, 258, 259, 260, 261, 262, 317, 331, 332, 386, 392, 393, 394, 395, 417, 418, 419, 420, 424, 425
89(59)	RPKIQREC	0(0)	Successful user QRECOVER request	20, 46, 49, 53, 318, 319, 331, 332, 341, 342, 346, 358, 386, 391, 392, 393, 394, 395, 421, 424, 425
		1(1)	Insufficient authority for user QRECOVER	

Table of relocate section variable data

This table describes the variable data elements of the relocate section.

Data type (SMF80DTP) dec(hex)	Data length (SMF80DLN)	Format	Description (SMF80DTA)
1(1)	1-255	EBCDIC	Resource name or old resource name (RACROUTE REQUEST=AUTH or RACROUTE REQUEST=DEFINE)
2(2)	1-255	EBCDIC	New data set name (RACROUTE REQUEST=DEFINE)
3(3)	1	Binary	Access requested (see Note 1 on page 65)
4(4)	1	Binary	Access allowed (see Note 2 on page 65)
5(5)	1	Binary	Data set level number (00-99)
6(6)	1-255	mixed	RACF command-related data (see “Table of data type 6 command-related data” on page 78)
7(7)	1-255	EBCDIC	DATA installation-defined data (ADDUSER, ALTUSER, RALTER, RDEFINE, ADDGROUP, ALTGROU, ADDSD, ALTDSD)
8(8)	1-20	EBCDIC	NAME user-name (ADDUSER, ALTUSER)
9(9)	1-255	EBCDIC	Resource name (PERMIT, RALTER, RDEFINE, RDELETE)

Data type (SMF80DTP) dec(hex)	Data length (SMF80DLN)	Format	Description (SMF80DTA)						
10(A)	7	EBCDIC	Volume serial (ALTDSD ADDVOL, RALTER ADDVOL, ADDSD VOLUME). When set on, bit 0 of the first byte indicates that the volume was not processed. Bytes 2-7 contain the volume serial number.						
11(B)	7	EBCDIC	Volume serial (ALTDSD DELVOL, RALTER DELVOL). When set on, bit 0 of the first byte indicates that the volume was not processed. Bytes 2-7 contain the volume serial.						
12(C)	9-243		1 to 27 ID names (PERMIT), each 9 bytes long						
		Binary	Byte 1: Processing flags: <table border="0"> <tr> <td>Bit</td> <td>Meaning when set</td> </tr> <tr> <td>0</td> <td>ID ignored because of processing error (see Note 3 on page 65)</td> </tr> <tr> <td>1-7</td> <td>Reserved for IBM's use</td> </tr> </table>	Bit	Meaning when set	0	ID ignored because of processing error (see Note 3 on page 65)	1-7	Reserved for IBM's use
		Bit	Meaning when set						
0	ID ignored because of processing error (see Note 3 on page 65)								
1-7	Reserved for IBM's use								
EBCDIC	Bytes 2-9: ID name								
13(D)	1-255	EBCDIC	FROM resource name (PERMIT, ADDSD, RDEFINE)						
14(E)	12	EBCDIC	VOLUME volume serial (6 bytes) followed by FVOLUME volume serial (6 bytes) (PERMIT)						
15(F)	6	EBCDIC	VOLSER volume serial (RACROUTE REQUEST=AUTH or RACROUTE REQUEST=DEFINE) (Note that when RACROUTE REQUEST=AUTH receives a DATASET profile as input, the volume serial logged is the first volume serial contained in the profiles list of volume serials.)						
16(10)	6	EBCDIC	OLDVOL volume serial (RACROUTE REQUEST=AUTH or RACROUTE REQUEST=DEFINE) (Note that when RACROUTE REQUEST=AUTH receives a DATASET profile as input, the volume serial logged is the first volume serial contained in the profiles list of volume serials.)						
17(11)	1-8	EBCDIC	Class name (RACROUTE REQUEST=AUTH or RACROUTE REQUEST=DEFINE, RDEFINE, RALTER, RDELETE, PERMIT, or VMXEVENT auditing). For z/OS UNIX, class controlling auditing for the request.						
18(12)	1-255	EBCDIC	MENTITY model resource name (RACROUTE REQUEST=DEFINE)						
19(13)	6	EBCDIC	Volume serial of model resource (RACROUTE REQUEST=DEFINE)						
20(14)	8	EBCDIC	Application name (RACROUTE REQUEST=AUTH or RACROUTE REQUEST=DEFINE processed)						

SMF records–type 80

Data type (SMF80DTP) dec(hex)	Data length (SMF80DLN)	Format	Description (SMF80DTA)																		
21(15)	10		Current class options (set by SETROPTS or RACF initialization)																		
		binary	<p>Byte 1:</p> <table border="1"> <thead> <tr> <th>Bit</th> <th>Meaning when set</th> </tr> </thead> <tbody> <tr> <td>0</td> <td>Statistics are in effect</td> </tr> <tr> <td>1</td> <td>Auditing is in effect</td> </tr> <tr> <td>2</td> <td>Protection is in effect</td> </tr> <tr> <td>3</td> <td>Generic profile processing is in effect</td> </tr> <tr> <td>4</td> <td>Generic command processing is in effect</td> </tr> <tr> <td>5</td> <td>Global access checking active</td> </tr> <tr> <td>6</td> <td>RACLIST option in effect</td> </tr> <tr> <td>7</td> <td>GENLIST option in effect</td> </tr> </tbody> </table>	Bit	Meaning when set	0	Statistics are in effect	1	Auditing is in effect	2	Protection is in effect	3	Generic profile processing is in effect	4	Generic command processing is in effect	5	Global access checking active	6	RACLIST option in effect	7	GENLIST option in effect
Bit	Meaning when set																				
0	Statistics are in effect																				
1	Auditing is in effect																				
2	Protection is in effect																				
3	Generic profile processing is in effect																				
4	Generic command processing is in effect																				
5	Global access checking active																				
6	RACLIST option in effect																				
7	GENLIST option in effect																				
		EBCDIC	<p>Bytes 2-9: Class name</p> <p>Byte 10:</p> <table border="1"> <thead> <tr> <th>Bit</th> <th>Meaning when set</th> </tr> </thead> <tbody> <tr> <td>0</td> <td>Reserved for IBM's use</td> </tr> <tr> <td>1</td> <td>LOGOPTIONS(ALWAYS) is in effect</td> </tr> <tr> <td>2</td> <td>LOGOPTIONS(NEVER) is in effect</td> </tr> <tr> <td>3</td> <td>LOGOPTIONS(SUCCESES) is in effect</td> </tr> <tr> <td>4</td> <td>LOGOPTIONS(FAILURES) is in effect</td> </tr> <tr> <td>5</td> <td>LOGOPTIONS(DEFAULT) is in effect</td> </tr> <tr> <td>6-7</td> <td>Reserved for IBM's use</td> </tr> </tbody> </table>	Bit	Meaning when set	0	Reserved for IBM's use	1	LOGOPTIONS(ALWAYS) is in effect	2	LOGOPTIONS(NEVER) is in effect	3	LOGOPTIONS(SUCCESES) is in effect	4	LOGOPTIONS(FAILURES) is in effect	5	LOGOPTIONS(DEFAULT) is in effect	6-7	Reserved for IBM's use		
Bit	Meaning when set																				
0	Reserved for IBM's use																				
1	LOGOPTIONS(ALWAYS) is in effect																				
2	LOGOPTIONS(NEVER) is in effect																				
3	LOGOPTIONS(SUCCESES) is in effect																				
4	LOGOPTIONS(FAILURES) is in effect																				
5	LOGOPTIONS(DEFAULT) is in effect																				
6-7	Reserved for IBM's use																				
22(16)	8	EBCDIC	Class name from STATISTICS/NOSTATISTICS keyword (SETROPTS)																		
23(17)	8	EBCDIC	Class name from AUDIT/NOAUDIT keyword (SETROPTS)																		
24(18)	2-247	EBCDIC	<p>Resource name from ADDMEM keyword (RDEFINE, RALTER)</p> <p>Byte 1:</p> <table border="1"> <thead> <tr> <th>Bit</th> <th>Meaning when set</th> </tr> </thead> <tbody> <tr> <td>0</td> <td>Resource name not processed</td> </tr> <tr> <td>1</td> <td>Resource name ignored because command user lacked sufficient authority to perform the operation</td> </tr> </tbody> </table> <p>Bytes 2-247: Resource name</p>	Bit	Meaning when set	0	Resource name not processed	1	Resource name ignored because command user lacked sufficient authority to perform the operation												
Bit	Meaning when set																				
0	Resource name not processed																				
1	Resource name ignored because command user lacked sufficient authority to perform the operation																				
25(19)	2-247	EBCDIC	Resource name from DELMEM keyword (RALTER). Bit 0 of the first byte, when set on, indicates that the resource name was not processed. Bytes 2-247 contain the resource name.																		
26(1A)	8	EBCDIC	Class name from FCLASS keyword (PERMIT)																		
27(1B)	8	EBCDIC	Class name from CLASSACT/NOCLASSACT keyword (SETROPTS, RVARY)																		
28(1C)	9	mixed	Class name from CLAUTH/NOCLAUTH keyword (ADDUSER, ALTUSER). Bit 1 of the first byte, when set on, indicates that the class was ignored because the command user did not have sufficient authority to perform the operation. Bytes 2-9 contain the class name.																		
29(1D)	1-255	EBCDIC	Application data (RDEFINE, RALTER)																		

Data type (SMF80DTP) dec(hex)	Data length (SMF80DLN)	Format	Description (SMF80DTA)																												
30(1E)	12-55	mixed	<p>RACF database status (RVARY, RACF initialization)</p> <p>Byte 1:</p> <table> <thead> <tr> <th>Bit</th> <th>Meaning when set</th> </tr> </thead> <tbody> <tr> <td>0</td> <td>Database is active</td> </tr> <tr> <td>1</td> <td>Database is backup</td> </tr> <tr> <td>2-7</td> <td>Reserved for IBM's use</td> </tr> </tbody> </table> <p>Bytes 2-4: Unit name</p> <p>Bytes 5-10 Volume</p> <p>Byte 11: Sequence number</p> <p>Byte 12: 1-44 character data set name</p>	Bit	Meaning when set	0	Database is active	1	Database is backup	2-7	Reserved for IBM's use																				
Bit	Meaning when set																														
0	Database is active																														
1	Database is backup																														
2-7	Reserved for IBM's use																														
31(1F)	1-44	EBCDIC	Data set name from DATASET operand (RVARY)																												
32(20)	89	mixed	<table> <thead> <tr> <th>Byte</th> <th>Description</th> </tr> </thead> <tbody> <tr> <td>1</td> <td>Password interval value</td> </tr> <tr> <td>2</td> <td>Password history value</td> </tr> <tr> <td>3</td> <td>User ID revoke value</td> </tr> <tr> <td>4</td> <td>Password warning level value</td> </tr> <tr> <td>5-84</td> <td>Password syntax rules value</td> </tr> <tr> <td>85</td> <td>User ID inactive interval</td> </tr> <tr> <td>86-89</td> <td>Indicators</td> </tr> </tbody> </table> <table> <thead> <tr> <th>Bit</th> <th>Meaning when set</th> </tr> </thead> <tbody> <tr> <td>0</td> <td>MODEL(GDG) in effect</td> </tr> <tr> <td>1</td> <td>MODEL(USER) in effect</td> </tr> <tr> <td>2</td> <td>MODEL(GROUP) in effect</td> </tr> <tr> <td>3</td> <td>GRPLIST in effect</td> </tr> <tr> <td>4-31</td> <td>Reserved for IBM's use</td> </tr> </tbody> </table>	Byte	Description	1	Password interval value	2	Password history value	3	User ID revoke value	4	Password warning level value	5-84	Password syntax rules value	85	User ID inactive interval	86-89	Indicators	Bit	Meaning when set	0	MODEL(GDG) in effect	1	MODEL(USER) in effect	2	MODEL(GROUP) in effect	3	GRPLIST in effect	4-31	Reserved for IBM's use
Byte	Description																														
1	Password interval value																														
2	Password history value																														
3	User ID revoke value																														
4	Password warning level value																														
5-84	Password syntax rules value																														
85	User ID inactive interval																														
86-89	Indicators																														
Bit	Meaning when set																														
0	MODEL(GDG) in effect																														
1	MODEL(USER) in effect																														
2	MODEL(GROUP) in effect																														
3	GRPLIST in effect																														
4-31	Reserved for IBM's use																														
33(21)	2-255	mixed	<p>Byte 1: Processing Flags</p> <table> <thead> <tr> <th>Bit</th> <th>Meaning when set</th> </tr> </thead> <tbody> <tr> <td>0</td> <td>1=Resource name is generic 0=Generic profile is used</td> </tr> <tr> <td>1</td> <td>1=The old name of a data set renamed by RACROUTE REQUEST=DEFINE. 0=The new name of a data set renamed by RACROUTE REQUEST=DEFINE.</td> </tr> <tr> <td>2-7</td> <td>Reserved for IBM's use</td> </tr> </tbody> </table> <p>Bytes 2-254: Generic resource name or name of generic profile used Note: This relocate section does not appear in the record when a generic profile was not used, for example when a user is granted access to his own JES spool files without using a profile, even though one exists.</p>	Bit	Meaning when set	0	1=Resource name is generic 0=Generic profile is used	1	1=The old name of a data set renamed by RACROUTE REQUEST=DEFINE. 0=The new name of a data set renamed by RACROUTE REQUEST=DEFINE.	2-7	Reserved for IBM's use																				
Bit	Meaning when set																														
0	1=Resource name is generic 0=Generic profile is used																														
1	1=The old name of a data set renamed by RACROUTE REQUEST=DEFINE. 0=The new name of a data set renamed by RACROUTE REQUEST=DEFINE.																														
2-7	Reserved for IBM's use																														
34(22)	8	EBCDIC	Class name from GENERIC/NOGENERIC (SETROPTS)																												
35(23)	8	EBCDIC	Class name from GENCMD/NOGENCMD (SETROPTS)																												
36(24)	8	EBCDIC	Class name from GLOBAL/NOGLOBAL (SETROPTS)																												

SMF records–type 80

Data type (SMF80DTP) dec(hex)	Data length (SMF80DLN)	Format	Description (SMF80DTA)
37(25)	1-44	EBCDIC	Model name
38(26)	8	EBCDIC	User ID or group name that owns the profile (RACROUTE REQUEST=AUTH and RACROUTE REQUEST=DEFINE and all the RACF commands that produce log records, except SETROPTS and RVAR). During DEFINE operations, this field contains the owner that the profile is defined with; in all other operations, it contains the current owner. Thus, for owner changes, it contains the old owner.
39(27)	4-255	binary	Variable number of entity names (PERMIT), each 4 to 42 bytes long Bytes 1-2: Processing flags: Bit Meaning when set 0 Entity ignored because of processing error 1 PROGRAM class entity 2 CONSOLE class entity 3 TERMINAL class entity 4 JESINPUT class entity 5 APPCPORT class entity 6 SYSID entity 7 SERVAUTH class entity 8 CRITERIA entity 9-15 Reserved for IBM's use Byte 3: Entity length
		EBCDIC	Bytes 4-end: Entity name
40(28)	2-45	binary	Category name (ADDSD, ALTDSD, ADDUSER, ALTUSER, RDEFINE, RALTER commands and RACROUTE REQUEST=DEFINE) to be added to the profile, and organized as follows: Byte 1 (at offset 0): Processing flags: Bit Meaning when set 0 Category name ignored because of processing error 1-7 Reserved for IBM's use
		EBCDIC	Bytes 2-end (at offset 1): Category name added
41(29)	2-45	binary	Category name (ALTDSD, ALTUSER, and RALTER commands) to be deleted from the profile and organized as follows: Byte 1 (at offset 0): Processing flags: Bit Meaning when set 0 Category name ignored because of processing error 1-7 Reserved for IBM's use
		EBCDIC	Bytes 2-end (at offset 1): Category name deleted
42(2A)	8	EBCDIC	Class name from SETROPTS RACLIST/NORACLIST
43(2B)	8	EBCDIC	Class name from SETROPTS GENLIST/NOGENLIST

Data type (SMF80DTP) dec(hex)	Data length (SMF80DLN)	Format	Description (SMF80DTA)														
44(2C)	1-255	mixed	<p>Any segment data, except BASE</p> <p>Byte 1:</p> <table> <thead> <tr> <th>Bit</th> <th>Meaning when set</th> </tr> </thead> <tbody> <tr> <td>0</td> <td>Reserved for IBM's use</td> </tr> <tr> <td>1</td> <td>Delete the segment</td> </tr> <tr> <td>2-7</td> <td>Reserved for IBM's use</td> </tr> </tbody> </table> <p>Byte 2-9: Name of segment</p> <p>Byte 10: Length of subkeyword</p> <p>Variable length The subkeyword specified</p> <p>Variable length The value associated with the subkeyword (limited to 245 minus length of subkeyword)</p>	Bit	Meaning when set	0	Reserved for IBM's use	1	Delete the segment	2-7	Reserved for IBM's use						
Bit	Meaning when set																
0	Reserved for IBM's use																
1	Delete the segment																
2-7	Reserved for IBM's use																
44(2C)	1-255	mixed	<p>Directed command information</p> <table> <thead> <tr> <th>Byte</th> <th>Description</th> </tr> </thead> <tbody> <tr> <td>1</td> <td>Bit string</td> </tr> <tr> <td>2-9</td> <td>Name of segment - CMDSRC</td> </tr> <tr> <td>10</td> <td>Length of subkeyword - 15</td> </tr> <tr> <td>11-25</td> <td>Subkeyword ORIGINATED_FROM</td> </tr> </tbody> </table> <p>Variable length Contains one of the following:</p> <ul style="list-style-type: none"> node.userid.DIRECTED_BY_AT node.userid.DIRECTED_BY_ONLYAT node.userid.DIRECTED_AUTOMATICALLY 	Byte	Description	1	Bit string	2-9	Name of segment - CMDSRC	10	Length of subkeyword - 15	11-25	Subkeyword ORIGINATED_FROM				
Byte	Description																
1	Bit string																
2-9	Name of segment - CMDSRC																
10	Length of subkeyword - 15																
11-25	Subkeyword ORIGINATED_FROM																
44(2C)	1-255	mixed	<p>Directed application update information</p> <table> <thead> <tr> <th>Byte</th> <th>Description</th> </tr> </thead> <tbody> <tr> <td>1</td> <td>Bit string</td> </tr> <tr> <td>2-9</td> <td>Name of segment - APPLSRC</td> </tr> <tr> <td>10</td> <td>Length of subkeyword - 15</td> </tr> <tr> <td>11-25</td> <td>Subkeyword ORIGINATED_FROM</td> </tr> </tbody> </table> <p>Variable length node.userid.DIRECTED_AUTOMATICALLY</p>	Byte	Description	1	Bit string	2-9	Name of segment - APPLSRC	10	Length of subkeyword - 15	11-25	Subkeyword ORIGINATED_FROM				
Byte	Description																
1	Bit string																
2-9	Name of segment - APPLSRC																
10	Length of subkeyword - 15																
11-25	Subkeyword ORIGINATED_FROM																
45(2D)	9		Class and logging options from SETROPTS LOGOPTIONS														
		EBCDIC	Bytes 1-8: Class name														
		mixed	<p>Byte 9:</p> <table> <thead> <tr> <th>Bit</th> <th>Meaning when set</th> </tr> </thead> <tbody> <tr> <td>0</td> <td>ALWAYS</td> </tr> <tr> <td>1</td> <td>NEVER</td> </tr> <tr> <td>2</td> <td>SUCCESESSES</td> </tr> <tr> <td>3</td> <td>FAILURES</td> </tr> <tr> <td>4</td> <td>DEFAULTS</td> </tr> <tr> <td>5-7</td> <td>Reserved for IBM's use</td> </tr> </tbody> </table>	Bit	Meaning when set	0	ALWAYS	1	NEVER	2	SUCCESESSES	3	FAILURES	4	DEFAULTS	5-7	Reserved for IBM's use
Bit	Meaning when set																
0	ALWAYS																
1	NEVER																
2	SUCCESESSES																
3	FAILURES																
4	DEFAULTS																
5-7	Reserved for IBM's use																
46(2E)	1-255	EBCDIC	Variable length string of data specified on LOGSTR= keyword on RACROUTE macro														

SMF records–type 80

Data type (SMF80DTP) dec(hex)	Data length (SMF80DLN)	Format	Description (SMF80DTA)										
47(2F)	8	EBCDIC	JOBNAME that user is not authorized to submit for a JESJOBS job										
48(30)	8	EBCDIC	User ID to whom data is directed (RECVR= keyword on RACROUTE macro)										
49(31)	1-20	EBCDIC	User name from ACEE										
50(32)	8	EBCDIC	Security label name (ADDSD, ALTDSD, ALTUSER, RDEFINE, and RALTER commands, and the R_setfsecl, makeFSP and makeISP callable services) to be added to the profile or security packet, or the user security label for RACROUTE REQUEST=DIRAUTH										
51(33)	8	EBCDIC	Security label name (RACROUTE REQUEST=AUTH and DIRAUTH, ck_access, ck_IPC_access, R_IPC_ctl, R_chmod, R_chown, R_audit, R_setfacl, ck_file_owner, ck_owner_two_files, ck_process_owner, R_pttrace or VMXEVENT auditing) of the resource, or security label name (ALTDSD, ALTUSER, RALTER commands and the R_setfsecl callable service) to be deleted from the profile or security packet.										
53(35)	80	mixed	User security token, see "RUTKN" in <i>z/OS Security Server RACF Data Areas</i> .										
54(36)	80	mixed	Resource security token (RACROUTE REQUEST=AUTH) see "RUTKN" in <i>z/OS Security Server RACF Data Areas</i> .										
55(37)	8	Binary	Key to link audit records together										
62(3E)	1-44	EBCDIC	Data set name affected by a security label change (used by SMF type 83 records)										
63(3F)	4	EBCDIC	Link value to connect data sets affected by a security label change with the RACF command that caused the change										
64(40)	4	EBCDIC	Link value to connect client and server audit records. A link value can appear for a client or server without a corresponding link value if: <ul style="list-style-type: none"> • The client has failed authorization • Auditing is not performed for both users 										
65(41)	1	Binary	Flags that indicate ACEE type: <table border="0" style="margin-left: 20px;"> <thead> <tr> <th>Bit</th> <th>Meaning when set</th> </tr> </thead> <tbody> <tr> <td>0–4</td> <td>Reserved for IBM's use</td> </tr> <tr> <td>5</td> <td>1=Nested ACEE</td> </tr> <tr> <td>6</td> <td>0=Reserved for IBM's use 1=Server</td> </tr> <tr> <td>7</td> <td>0=Unauthenticated client 1=Authenticated client</td> </tr> </tbody> </table>	Bit	Meaning when set	0–4	Reserved for IBM's use	5	1=Nested ACEE	6	0=Reserved for IBM's use 1=Server	7	0=Unauthenticated client 1=Authenticated client
Bit	Meaning when set												
0–4	Reserved for IBM's use												
5	1=Nested ACEE												
6	0=Reserved for IBM's use 1=Server												
7	0=Unauthenticated client 1=Authenticated client												
66(42)	44	EBCDIC	Partitioned data set name										

Data type (SMF80DTP) dec(hex)	Data length (SMF80DLN)	Format	Description (SMF80DTA)
Notes:			
1. The access flags are:			
Bit	Access authority		
0	ALTER		
1	CONTROL		
2	UPDATE		
3	READ		
4	NONE		
5	Reserved for IBM's use		
6	WRITE (for REQUEST=DIRAUTH only)		
For RACROUTE REQUEST=DIRAUTH, bits 3 and 6 can both be on, indicating READWRITE authority.			
2. The access flags for RACROUTE REQUEST=DIRAUTH are:			
Bit	Access type		
0	Always on		
1	Mandatory access check		
2	Reverse mandatory access check		
3	Equal mandatory access check		
The access flags for other RACROUTE REQUEST types are:			
Bit	Access authority		
0	ALTER		
1	CONTROL		
2	UPDATE		
3	READ		
4	NONE		
5	EXECUTE		
The access flags could all be off if a mandatory access check has failed.			
3. This bit is turned on for each ID in the list (data type 12) and each program entity name in the list (data type 39) that was not processed because of a non-terminating error, such as user IDs (specified on the ID operand of the PERMIT command) that are not defined to RACF. If a terminating error, such as a RACF manager error, occurred while processing an ID or entity, this bit is turned on for all remaining IDs or entities that were not processed.			
For the PERMIT DELETE command, when no terminating error has occurred, this bit is turned ON only if no entry in the access list was deleted for the ID or entity.			
The access flags for other RACROUTE REQUEST types are:			
Bit	Access authority		
0	ALTER		
1	CONTROL		
2	UPDATE		
3	READ		
4	NONE		
5	EXECUTE		
The access flags could all be off if a mandatory access check has failed.			

Table of extended-length relocate section variable data

This table describes the variable data elements of the extended-length relocate section.

Data type (SMF80TP2) dec(hex)	Data length (SMF80DL2)	Format	Audited by event code	Description (SMF80DA2)
256(100)	2	Binary	All	Audit function code, indicating the calling service. Refer to the description of IRRPAFC in <i>z/OS Security Server RACF Data Areas</i> .
257(101)	4	Binary	All	Old real z/OS UNIX user identifier (UID)

SMF records–type 80

Data type (SMF80TP2) dec(hex)	Data length (SMF80DL2)	Format	Audited by event code	Description (SMF80DA2)												
258(102)	4	Binary	All	Old effective z/OS UNIX user identifier (UID)												
259(103)	4	Binary	All	Old saved z/OS UNIX user identifier (UID)												
260(104)	4	Binary	All	Old real z/OS UNIX group identifier (GID)												
261(105)	4	Binary	All	Old effective z/OS UNIX group identifier (GID)												
262(106)	4	Binary	All	Old saved z/OS UNIX group identifier (GID)												
263(107)	1-1023	EBCDIC	28,29,30,31,32, 33,34,35,41,42, 43,44,45,47,48, 53,54,55,56,64	Requested path name (see also data type 299) Note: For events 47 (rename) and 41 (link), this is the old path name.												
264(108)	16	Binary	28,29,30,31,32, 33,34,35,41,42, 43,44,45,47,48, 53,54,55,56,64	File identifier												
265(109)	4	Binary	28,29,30,31,32, 33,34,35,41,42, 43,44,45,47,48, 53,54,55,56,64	File owner z/OS UNIX user identifier (UID)												
265(109)	4	Binary	60,61,62	IPC key owner z/OS UNIX user identifier (UID)												
266(10A)	4	Binary	28,29,30,31,32, 33,34,35,41,42, 43,44,45,47,48, 53,54,55,56,64	File owner z/OS UNIX group identifier (GID)												
266(10A)	4	Binary	60,61,62	IPC key owner z/OS UNIX group identifier (GID)												
267(10B)	1	Binary	28,29,30	Requested access <table border="0"> <tr> <td>Value</td> <td>Meaning</td> </tr> <tr> <td>X'04'</td> <td>Read access</td> </tr> <tr> <td>X'02'</td> <td>Write access</td> </tr> <tr> <td>X'01'</td> <td>Execute access</td> </tr> <tr> <td>X'81'</td> <td>Directory search access</td> </tr> <tr> <td>X'87'</td> <td>Any access</td> </tr> </table> <p>Multiple bits may be set.</p>	Value	Meaning	X'04'	Read access	X'02'	Write access	X'01'	Execute access	X'81'	Directory search access	X'87'	Any access
Value	Meaning															
X'04'	Read access															
X'02'	Write access															
X'01'	Execute access															
X'81'	Directory search access															
X'87'	Any access															
267(10B)	1	Binary	60	IPC requested access <table border="0"> <tr> <td>Value</td> <td>Meaning</td> </tr> <tr> <td>X'00'</td> <td>No access</td> </tr> <tr> <td>X'02'</td> <td>Write access</td> </tr> <tr> <td>X'04'</td> <td>Read access</td> </tr> <tr> <td>X'06'</td> <td>Read and write access</td> </tr> </table>	Value	Meaning	X'00'	No access	X'02'	Write access	X'04'	Read access	X'06'	Read and write access		
Value	Meaning															
X'00'	No access															
X'02'	Write access															
X'04'	Read access															
X'06'	Read and write access															

Data type (SMF80TP2) dec(hex)	Data length (SMF80DL2)	Format	Audited by event code	Description (SMF80DA2)																		
268(10C)	1	Binary	28, 29, 30, 60	<p>Access type (bits used to make access check)</p> <table> <thead> <tr> <th>Value</th> <th>Meaning</th> </tr> </thead> <tbody> <tr> <td>1</td> <td>'owner' bits</td> </tr> <tr> <td>2</td> <td>'group' bits</td> </tr> <tr> <td>3</td> <td>'other' bits</td> </tr> <tr> <td>4</td> <td>no bits used</td> </tr> <tr> <td>5</td> <td>UID ACL entry</td> </tr> <tr> <td>6</td> <td>GID ACL entry or entries</td> </tr> <tr> <td>7</td> <td>ACL exists but could not be retrieved</td> </tr> <tr> <td>8</td> <td>A restricted user ID was denied access because it was not the file owner and was not explicitly permitted to the file</td> </tr> </tbody> </table> <p>The access type value could be 0 if a mandatory access check has failed.</p>	Value	Meaning	1	'owner' bits	2	'group' bits	3	'other' bits	4	no bits used	5	UID ACL entry	6	GID ACL entry or entries	7	ACL exists but could not be retrieved	8	A restricted user ID was denied access because it was not the file owner and was not explicitly permitted to the file
Value	Meaning																					
1	'owner' bits																					
2	'group' bits																					
3	'other' bits																					
4	no bits used																					
5	UID ACL entry																					
6	GID ACL entry or entries																					
7	ACL exists but could not be retrieved																					
8	A restricted user ID was denied access because it was not the file owner and was not explicitly permitted to the file																					
269(10D)	1	Binary	28,29,30	<p>Access allowed</p> <table> <thead> <tr> <th>Value</th> <th>Meaning</th> </tr> </thead> <tbody> <tr> <td>X'04'</td> <td>Read access</td> </tr> <tr> <td>X'02'</td> <td>Write access</td> </tr> <tr> <td>X'01'</td> <td>execute/search</td> </tr> </tbody> </table> <p>Multiple bits can be set.</p>	Value	Meaning	X'04'	Read access	X'02'	Write access	X'01'	execute/search										
Value	Meaning																					
X'04'	Read access																					
X'02'	Write access																					
X'01'	execute/search																					
269(10D)	1	Binary	60	<p>IPC access allowed</p> <table> <thead> <tr> <th>Value</th> <th>Meaning</th> </tr> </thead> <tbody> <tr> <td>X'02'</td> <td>Write access</td> </tr> <tr> <td>X'04'</td> <td>Read access</td> </tr> </tbody> </table> <p>Multiple bits can be set.</p>	Value	Meaning	X'02'	Write access	X'04'	Read access												
Value	Meaning																					
X'02'	Write access																					
X'04'	Read access																					
270(10E)	1-1023	EBCDIC	28,29,30,41,47	<p>Second requested path name (see also data type 299)</p> <p>Note: For events 47 (rename) and 41 (link), this is the new path name.</p>																		
271(10F)	16	Binary	47,64	Second file identifier																		
272(110)	4	Binary	36,50,52	New real z/OS UNIX user identifier (UID)																		
273(111)	4	Binary	36,50,52	New effective z/OS UNIX user identifier (UID)																		
274(112)	4	Binary	36,50,52	New saved z/OS UNIX user identifier (UID)																		
275(113)	4	Binary	36,49,51	New real z/OS UNIX group identifier (GID)																		
276(114)	4	Binary	36,49,51	New effective z/OS UNIX group identifier (GID)																		
277(115)	4	Binary	36,49,51	New saved z/OS UNIX group identifier (GID)																		
278(116)	4	Binary	47	Owner z/OS UNIX user identifier (UID) of deleted file																		
278(116)	4	Binary	64	Second file owner z/OS UNIX user identifier (UID)																		
279(117)	4	Binary	47	Owner z/OS UNIX group identifier (GID) of deleted file																		

SMF records–type 80

Data type (SMF80TP2) dec(hex)	Data length (SMF80DL2)	Format	Audited by event code	Description (SMF80DA2)																
279(117)	4	Binary	64	Second file owner z/OS UNIX group identifier (GID)																
280(118)	4	Binary	34,50,52	z/OS UNIX user identifier (UID) input parameter																
280(118)	4	Binary	62	IPC owner z/OS UNIX user identifier (UID) input parameter																
281(119)	4	Binary	34,49,51	z/OS UNIX group identifier (GID) input parameter																
281(119)	4	Binary	62	IPC owner z/OS UNIX group identifier (GID) input parameter																
282(11A)	4	Binary	37,40,46,58	Target real z/OS UNIX user identifier (UID)																
283(11B)	4	Binary	37,40,46,58	Target effective z/OS UNIX user identifier (UID)																
284(11C)	4	Binary	37,40,46,58	Target saved z/OS UNIX user identifier (UID)																
285(11D)	4	Binary	46	Target real z/OS UNIX group identifier (GID)																
286(11E)	4	Binary	46	Target effective z/OS UNIX group identifier (GID)																
287(11F)	4	Binary	46	Target saved z/OS UNIX group identifier (GID)																
288(120)	4	Binary	37,40,46,58	Target PID																
289(121)	4	Binary	33,35	Old mode <table border="0" style="margin-left: 20px;"> <thead> <tr> <th>Bit</th> <th>Meaning</th> </tr> </thead> <tbody> <tr> <td>0-19</td> <td>Reserved for IBM's use</td> </tr> <tr> <td>20</td> <td>S_ISGID bit</td> </tr> <tr> <td>21</td> <td>S_ISUID bit</td> </tr> <tr> <td>22</td> <td>S_ISVTX bit</td> </tr> <tr> <td>23-25</td> <td>Owner permission bits (read/write/execute)</td> </tr> <tr> <td>26-28</td> <td>Group permission bits (read/write/execute)</td> </tr> <tr> <td>29-31</td> <td>Other permission bits (read/write/execute)</td> </tr> </tbody> </table>	Bit	Meaning	0-19	Reserved for IBM's use	20	S_ISGID bit	21	S_ISUID bit	22	S_ISVTX bit	23-25	Owner permission bits (read/write/execute)	26-28	Group permission bits (read/write/execute)	29-31	Other permission bits (read/write/execute)
Bit	Meaning																			
0-19	Reserved for IBM's use																			
20	S_ISGID bit																			
21	S_ISUID bit																			
22	S_ISVTX bit																			
23-25	Owner permission bits (read/write/execute)																			
26-28	Group permission bits (read/write/execute)																			
29-31	Other permission bits (read/write/execute)																			
289(121)	4	Binary	62	IPC old mode <table border="0" style="margin-left: 20px;"> <thead> <tr> <th>Bit</th> <th>Meaning</th> </tr> </thead> <tbody> <tr> <td>0-22</td> <td>Reserved for IBM's use</td> </tr> <tr> <td>23-25</td> <td>Owner permission bits (RW-)</td> </tr> <tr> <td>26-28</td> <td>Group permission bits (RW-)</td> </tr> <tr> <td>29-31</td> <td>Other permission bits (RW-)</td> </tr> </tbody> </table>	Bit	Meaning	0-22	Reserved for IBM's use	23-25	Owner permission bits (RW-)	26-28	Group permission bits (RW-)	29-31	Other permission bits (RW-)						
Bit	Meaning																			
0-22	Reserved for IBM's use																			
23-25	Owner permission bits (RW-)																			
26-28	Group permission bits (RW-)																			
29-31	Other permission bits (RW-)																			

Data type (SMF80TP2) dec(hex)	Data length (SMF80DL2)	Format	Audited by event code	Description (SMF80DA2)																				
290(122)	4	Binary	33,35,42,43,45	<p>New mode</p> <table border="0"> <thead> <tr> <th>Bit</th> <th>Meaning</th> </tr> </thead> <tbody> <tr> <td>0-19</td> <td>Reserved for IBM's use</td> </tr> <tr> <td>20</td> <td>S_ISGID bit</td> </tr> <tr> <td>21</td> <td>S_ISUID bit</td> </tr> <tr> <td>22</td> <td>S_ISVTX bit</td> </tr> <tr> <td>23-25</td> <td>Owner permission bits (read/write/execute)</td> </tr> <tr> <td>26-28</td> <td>Group permission bits (read/write/execute)</td> </tr> <tr> <td>29-31</td> <td>Other permission bits (read/write/execute)</td> </tr> </tbody> </table>	Bit	Meaning	0-19	Reserved for IBM's use	20	S_ISGID bit	21	S_ISUID bit	22	S_ISVTX bit	23-25	Owner permission bits (read/write/execute)	26-28	Group permission bits (read/write/execute)	29-31	Other permission bits (read/write/execute)				
Bit	Meaning																							
0-19	Reserved for IBM's use																							
20	S_ISGID bit																							
21	S_ISUID bit																							
22	S_ISVTX bit																							
23-25	Owner permission bits (read/write/execute)																							
26-28	Group permission bits (read/write/execute)																							
29-31	Other permission bits (read/write/execute)																							
290(122)	4	Binary	62	<p>IPC new mode</p> <table border="0"> <thead> <tr> <th>Bit</th> <th>Meaning</th> </tr> </thead> <tbody> <tr> <td>0-22</td> <td>Reserved for IBM's use</td> </tr> <tr> <td>23-25</td> <td>Owner permission bits (RW-)</td> </tr> <tr> <td>26-28</td> <td>Group permission bits (RW-)</td> </tr> <tr> <td>29-31</td> <td>Other permission bits (RW-)</td> </tr> </tbody> </table>	Bit	Meaning	0-22	Reserved for IBM's use	23-25	Owner permission bits (RW-)	26-28	Group permission bits (RW-)	29-31	Other permission bits (RW-)										
Bit	Meaning																							
0-22	Reserved for IBM's use																							
23-25	Owner permission bits (RW-)																							
26-28	Group permission bits (RW-)																							
29-31	Other permission bits (RW-)																							
291(123)	2	Binary	28	Service that was being processed. Used when data type 256 indicates that the calling service was lookup (path name resolution).																				
291(123)	2	Binary	62	Service that was being processed. Used when data type 256 indicates that the calling service was to remove an ID, set, or setmqb.																				
292(124)	4	Binary	31	<p>Requested audit options</p> <table border="0"> <thead> <tr> <th>Byte</th> <th>Meaning</th> </tr> </thead> <tbody> <tr> <td>1</td> <td>Read access audit options</td> </tr> <tr> <td>2</td> <td>Write access audit options</td> </tr> <tr> <td>3</td> <td>execute/search audit options</td> </tr> <tr> <td>4</td> <td>Reserved for IBM's use</td> </tr> </tbody> </table> <p>In each byte, the following flags are defined:</p> <table border="0"> <thead> <tr> <th>Value</th> <th>Meaning</th> </tr> </thead> <tbody> <tr> <td>X'00'</td> <td>Do not audit any access attempts</td> </tr> <tr> <td>X'01'</td> <td>Audit successful accesses</td> </tr> <tr> <td>X'02'</td> <td>Audit failed access attempts</td> </tr> <tr> <td>X'03'</td> <td>Audit both successful and failed access attempts</td> </tr> </tbody> </table>	Byte	Meaning	1	Read access audit options	2	Write access audit options	3	execute/search audit options	4	Reserved for IBM's use	Value	Meaning	X'00'	Do not audit any access attempts	X'01'	Audit successful accesses	X'02'	Audit failed access attempts	X'03'	Audit both successful and failed access attempts
Byte	Meaning																							
1	Read access audit options																							
2	Write access audit options																							
3	execute/search audit options																							
4	Reserved for IBM's use																							
Value	Meaning																							
X'00'	Do not audit any access attempts																							
X'01'	Audit successful accesses																							
X'02'	Audit failed access attempts																							
X'03'	Audit both successful and failed access attempts																							

SMF records–type 80

Data type (SMF80TP2) dec(hex)	Data length (SMF80DL2)	Format	Audited by event code	Description (SMF80DA2)																												
293(125)	8	Binary	31	<p>Old audit options (user and auditor)</p> <table border="0"> <thead> <tr> <th>Byte</th> <th>Meaning</th> </tr> </thead> <tbody> <tr> <td>1</td> <td>User read access audit options</td> </tr> <tr> <td>2</td> <td>User write access audit options</td> </tr> <tr> <td>3</td> <td>User execute/search audit options</td> </tr> <tr> <td>4</td> <td>Reserved for IBM's use</td> </tr> <tr> <td>5</td> <td>Auditor read access audit options</td> </tr> <tr> <td>6</td> <td>Auditor write access audit options</td> </tr> <tr> <td>7</td> <td>Auditor execute/search audit options</td> </tr> <tr> <td>8</td> <td>Reserved for IBM's use</td> </tr> </tbody> </table> <p>In each byte, the following flags are defined:</p> <table border="0"> <thead> <tr> <th>Value</th> <th>Meaning</th> </tr> </thead> <tbody> <tr> <td>X'00'</td> <td>Do not audit any access attempts</td> </tr> <tr> <td>X'01'</td> <td>Audit successful accesses</td> </tr> <tr> <td>X'02'</td> <td>Audit failed access attempts</td> </tr> <tr> <td>X'03'</td> <td>Audit both successful and failed access attempts</td> </tr> </tbody> </table>	Byte	Meaning	1	User read access audit options	2	User write access audit options	3	User execute/search audit options	4	Reserved for IBM's use	5	Auditor read access audit options	6	Auditor write access audit options	7	Auditor execute/search audit options	8	Reserved for IBM's use	Value	Meaning	X'00'	Do not audit any access attempts	X'01'	Audit successful accesses	X'02'	Audit failed access attempts	X'03'	Audit both successful and failed access attempts
Byte	Meaning																															
1	User read access audit options																															
2	User write access audit options																															
3	User execute/search audit options																															
4	Reserved for IBM's use																															
5	Auditor read access audit options																															
6	Auditor write access audit options																															
7	Auditor execute/search audit options																															
8	Reserved for IBM's use																															
Value	Meaning																															
X'00'	Do not audit any access attempts																															
X'01'	Audit successful accesses																															
X'02'	Audit failed access attempts																															
X'03'	Audit both successful and failed access attempts																															
294(126)	8	Binary	31	<p>New audit options (user and auditor)</p> <table border="0"> <thead> <tr> <th>Byte</th> <th>Meaning</th> </tr> </thead> <tbody> <tr> <td>1</td> <td>User read access audit options</td> </tr> <tr> <td>2</td> <td>User write access audit options</td> </tr> <tr> <td>3</td> <td>User execute/search audit options</td> </tr> <tr> <td>4</td> <td>Reserved for IBM's use</td> </tr> <tr> <td>5</td> <td>Auditor read access audit options</td> </tr> <tr> <td>6</td> <td>Auditor write access audit options</td> </tr> <tr> <td>7</td> <td>Auditor execute/search audit options</td> </tr> <tr> <td>8</td> <td>Reserved for IBM's use</td> </tr> </tbody> </table> <p>In each byte, the following flags are defined:</p> <table border="0"> <thead> <tr> <th>Value</th> <th>Meaning</th> </tr> </thead> <tbody> <tr> <td>X'00'</td> <td>Do not audit any access attempts</td> </tr> <tr> <td>X'01'</td> <td>Audit successful accesses</td> </tr> <tr> <td>X'02'</td> <td>Audit failed access attempts</td> </tr> <tr> <td>X'03'</td> <td>Audit both successful and failed access attempts</td> </tr> </tbody> </table>	Byte	Meaning	1	User read access audit options	2	User write access audit options	3	User execute/search audit options	4	Reserved for IBM's use	5	Auditor read access audit options	6	Auditor write access audit options	7	Auditor execute/search audit options	8	Reserved for IBM's use	Value	Meaning	X'00'	Do not audit any access attempts	X'01'	Audit successful accesses	X'02'	Audit failed access attempts	X'03'	Audit both successful and failed access attempts
Byte	Meaning																															
1	User read access audit options																															
2	User write access audit options																															
3	User execute/search audit options																															
4	Reserved for IBM's use																															
5	Auditor read access audit options																															
6	Auditor write access audit options																															
7	Auditor execute/search audit options																															
8	Reserved for IBM's use																															
Value	Meaning																															
X'00'	Do not audit any access attempts																															
X'01'	Audit successful accesses																															
X'02'	Audit failed access attempts																															
X'03'	Audit both successful and failed access attempts																															
295(127)	1-44	EBCDIC	28,44,55	Data set name for mounted file system																												

Data type (SMF80TP2) dec(hex)	Data length (SMF80DL2)	Format	Audited by event code	Description (SMF80DA2)																
296(128)	4	Binary	33,42,43,45	Requested file mode <table> <thead> <tr> <th>Bit</th> <th>Meaning</th> </tr> </thead> <tbody> <tr> <td>0-19</td> <td>Reserved for IBM's use</td> </tr> <tr> <td>20</td> <td>S_ISGID bit</td> </tr> <tr> <td>21</td> <td>S_ISUID bit</td> </tr> <tr> <td>22</td> <td>S_ISVTX bit</td> </tr> <tr> <td>23-25</td> <td>Owner permission bits (read/write/execute)</td> </tr> <tr> <td>26-28</td> <td>Group permission bits (read/write/execute)</td> </tr> <tr> <td>29-31</td> <td>Other permission bits (read/write/execute)</td> </tr> </tbody> </table>	Bit	Meaning	0-19	Reserved for IBM's use	20	S_ISGID bit	21	S_ISUID bit	22	S_ISVTX bit	23-25	Owner permission bits (read/write/execute)	26-28	Group permission bits (read/write/execute)	29-31	Other permission bits (read/write/execute)
Bit	Meaning																			
0-19	Reserved for IBM's use																			
20	S_ISGID bit																			
21	S_ISUID bit																			
22	S_ISVTX bit																			
23-25	Owner permission bits (read/write/execute)																			
26-28	Group permission bits (read/write/execute)																			
29-31	Other permission bits (read/write/execute)																			
296(128)	4	Binary	61,62	IPC requested ISP mode. <table> <thead> <tr> <th>Bit</th> <th>Meaning</th> </tr> </thead> <tbody> <tr> <td>0-22</td> <td>Reserved for IBM's use</td> </tr> <tr> <td>23-25</td> <td>Owner permission bits (RW-)</td> </tr> <tr> <td>26-28</td> <td>Group permission bits (RW-)</td> </tr> <tr> <td>29-31</td> <td>Other permission bits (RW-)</td> </tr> </tbody> </table>	Bit	Meaning	0-22	Reserved for IBM's use	23-25	Owner permission bits (RW-)	26-28	Group permission bits (RW-)	29-31	Other permission bits (RW-)						
Bit	Meaning																			
0-22	Reserved for IBM's use																			
23-25	Owner permission bits (RW-)																			
26-28	Group permission bits (RW-)																			
29-31	Other permission bits (RW-)																			
297(129)	1-1023	EBCDIC	28,29,53	Content of symlink																
298(12A)	1-256	EBCDIC	28,29,30	File name being checked																
299(12B)	1	Binary	28,29,30, 41,47	Flag indicating whether the requested path name is the old (or only) path name or the new path name. This field is X'01' except for ck_access events where authority to a new name is being checked. The second path name contains the new name specified. <table> <thead> <tr> <th>Value</th> <th>Meaning</th> </tr> </thead> <tbody> <tr> <td>X'01'</td> <td>Old (or only) path name</td> </tr> <tr> <td>X'02'</td> <td>New path name</td> </tr> </tbody> </table>	Value	Meaning	X'01'	Old (or only) path name	X'02'	New path name										
Value	Meaning																			
X'01'	Old (or only) path name																			
X'02'	New path name																			
300(12C)	4	Binary	40	Kill signal code																

SMF records–type 80

Data type (SMF80TP2) dec(hex)	Data length (SMF80DL2)	Format	Audited by event code	Description (SMF80DA2)																		
301(12D)	variable	EBCDIC	9,10,12,13	<p>Command segment data</p> <p>Bytes 1-2</p> <table> <thead> <tr> <th>Bit</th> <th>Meaning when set</th> </tr> </thead> <tbody> <tr> <td>0</td> <td>Keyword was ignored because of insufficient authority</td> </tr> <tr> <td>1</td> <td>Segment is to be deleted, by using a NOxxx keyword</td> </tr> <tr> <td>2-3</td> <td>Data format</td> </tr> <tr> <td>01</td> <td>Numeric</td> </tr> <tr> <td>10</td> <td>Hex</td> </tr> <tr> <td>11</td> <td>Undefined</td> </tr> <tr> <td>4</td> <td>Keyword has no subfield</td> </tr> <tr> <td>5-15</td> <td>Reserved for IBM's use</td> </tr> </tbody> </table> <p>Bytes 3-10: Name of segment (main keyword)</p> <p>Byte 11: Length of subkeyword; 0 if byte 1 bit 1 is set</p> <p>Variable length: The subkeyword specified; null if byte 1 bit 1 is set</p> <p>2 bytes: Length of data</p> <p>Variable length: The data as entered on the command</p>	Bit	Meaning when set	0	Keyword was ignored because of insufficient authority	1	Segment is to be deleted, by using a NOxxx keyword	2-3	Data format	01	Numeric	10	Hex	11	Undefined	4	Keyword has no subfield	5-15	Reserved for IBM's use
Bit	Meaning when set																					
0	Keyword was ignored because of insufficient authority																					
1	Segment is to be deleted, by using a NOxxx keyword																					
2-3	Data format																					
01	Numeric																					
10	Hex																					
11	Undefined																					
4	Keyword has no subfield																					
5-15	Reserved for IBM's use																					
302(12E)	1	Binary	47,54	<p>Last link deleted flag</p> <table> <thead> <tr> <th>Value</th> <th>Meaning</th> </tr> </thead> <tbody> <tr> <td>X'00'</td> <td>Last link was not deleted</td> </tr> <tr> <td>X'01'</td> <td>Last link was deleted.</td> </tr> </tbody> </table>	Value	Meaning	X'00'	Last link was not deleted	X'01'	Last link was deleted.												
Value	Meaning																					
X'00'	Last link was not deleted																					
X'01'	Last link was deleted.																					
303(12F)	4	Binary	60,61,62	IPC key																		
304(130)	4	Binary	60,61,62	IPC ID																		
305(131)	4	Binary	60,61,62	IPC key creator z/OS UNIX user identifier (UID)																		
306(132)	4	Binary	60,61,62	IPC key creator z/OS UNIX group identifier (GID)																		
307(133)	8	EBCDIC	28,29,30,31,33, 34,41,42,43,45, 47,48,53,54,56	Filepool name																		
308(134)	8	EBCDIC	28,29,30,31,33, 34,41,42,43,45, 47,48,53,54,56	Filespace name																		
309(135)	4	Binary	28,29,30,31,33, 34,41,42,43,45, 47,48,53,54,56	Inode (file serial number)																		
310(136)	4	Binary	28,29,30,31,33, 34,41,42,43,45, 47,48,53,54,56	SCID (file serial number)																		
311(137)	8	EBCDIC	47	Second filepool name																		
312(138)	8	EBCDIC	47	Second filespace name																		
313(139)	4	Binary	47	Second Inode (file serial number)																		
314(13A)	4	Binary	47	Second SCID (file serial number)																		
315(13B)	4	EBCDIC	28,29,30,31,32, 33,34,41,44,47, 48,54,55,56,57, 63,64	<p>Link value to connect client and server audit records. A link value may appear for a client or server without a corresponding link value if:</p> <ul style="list-style-type: none"> the client has failed authorization auditing is not performed for both users 																		

Data type (SMF80TP2) dec(hex)	Data length (SMF80DL2)	Format	Audited by event code	Description (SMF80DA2)																				
316(13C)	1	Binary	28,29,30,31,32, 33,34,41,44,47,48,54, 55,56,57,63,64	Flags that indicate ACEE type: <table> <thead> <tr> <th>Bit</th> <th>Meaning when set</th> </tr> </thead> <tbody> <tr> <td>0–4</td> <td>Reserved for IBM's use</td> </tr> <tr> <td>5</td> <td>1=Nested ACEE</td> </tr> <tr> <td>6</td> <td>0=Reserved for IBM's use 1=Server</td> </tr> <tr> <td>7</td> <td>0=Unauthenticated client 1=Authenticated client</td> </tr> </tbody> </table>	Bit	Meaning when set	0–4	Reserved for IBM's use	5	1=Nested ACEE	6	0=Reserved for IBM's use 1=Server	7	0=Unauthenticated client 1=Authenticated client										
Bit	Meaning when set																							
0–4	Reserved for IBM's use																							
5	1=Nested ACEE																							
6	0=Reserved for IBM's use 1=Server																							
7	0=Unauthenticated client 1=Authenticated client																							
317(13D)	1	Binary	28,29,30,31,32, 33,34,35,36,37, 38,39,40,41,42, 43,44,45,46,47, 48,49,50,51,52, 53,54,55,56,57, 58,60,61,62,63, 64,65	<table> <thead> <tr> <th>Value</th> <th>Meaning</th> </tr> </thead> <tbody> <tr> <td>X'80'</td> <td>Indicates a default z/OS UNIX security environment is in effect.</td> </tr> </tbody> </table>	Value	Meaning	X'80'	Indicates a default z/OS UNIX security environment is in effect.																
Value	Meaning																							
X'80'	Indicates a default z/OS UNIX security environment is in effect.																							
318(13E)	1-255	EBCDIC	66, 67, 69, 72, 74, 79, 83, 85, 89	Certificate or CRL serial number																				
319(13F)	1-255	EBCDIC	66, 67, 69, 72, 74, 79, 83, 85, 89	Certificate or CRL issuer's distinguished name																				
320(140)	1-237	Char	66	Ring name																				
321(141)	1-64	Char	66	C from SUBJECTSDN																				
322(142)	1-64	Char	66	SP from SUBJECTSDN																				
323(143)	1-64	Char	66	L from SUBJECTSDN																				
324(144)	1-64	Char	66	O from SUBJECTSDN																				
325(145)	1-64	Char	66	OU from SUBJECTSDN																				
326(146)	1-64	Char	66	T from SUBJECTSDN																				
327(147)	1-64	Char	66	CN from SUBJECTSDN																				
328(148)	1-255	EBCDIC	66	SDNFILTER filter name																				
329(149)	1-255	EBCDIC	66	IDNFILTER filter name																				
330(14A)	1-255	EBCDIC	66	CRITERIA or NEWCRITERIA value																				
331(14B)	1-255	EBCDIC	ALL events except 68	Subject's distinguished name																				
332(14C)	1-255	EBCDIC	ALL events except 68	Issuer's distinguished name																				
333(14D)	1-240	EBCDIC	68	Kerberos principal name (reserved for use by Network Authentication Service)																				
334(14E)	7-22	EBCDIC	68	Kerberos login request source (reserved for use by Network Authentication Service)																				
335(14F)	1-10	EBCDIC	68	Kerberos KDC status code (reserved for use by Network Authentication Service)																				
336(150)	1-255	EBCDIC	66	ALTNAME IP address																				
337(151)	1-255	EBCDIC	66	ALTNAME email																				
338(152)	1-255	EBCDIC	66	ALTNAME Domain																				
339(153)	1-255	EBCDIC	66	ALTNAME URI																				
340(154)	1	Binary	69, 83	IRRSPX00 flags byte 1 – KeyUsage flag combinations: <table> <thead> <tr> <th>Bits</th> <th>Meaning</th> </tr> </thead> <tbody> <tr> <td>1...</td> <td>"handshake" (digitalsig, keyencrypt)</td> </tr> <tr> <td>.1.</td> <td>"dataencrypt"</td> </tr> <tr> <td>..1.</td> <td>"certsign" (keycertsign, crlsign)</td> </tr> <tr> <td>...1</td> <td>"docsign"</td> </tr> <tr> <td>.... 1..</td> <td>"keyagree"</td> </tr> <tr> <td>.... .1.</td> <td>"digitalsig"</td> </tr> <tr> <td>.... ..1.</td> <td>"keycertsign"</td> </tr> <tr> <td>1... .1.</td> <td>"keyencrypt"</td> </tr> <tr> <td>..1. ..1.</td> <td>"crlsign"</td> </tr> </tbody> </table>	Bits	Meaning	1...	"handshake" (digitalsig, keyencrypt)	.1.	"dataencrypt"	..1.	"certsign" (keycertsign, crlsign)	...1	"docsign" 1..	"keyagree"1.	"digitalsig"1.	"keycertsign"	1... .1.	"keyencrypt"	..1. ..1.	"crlsign"
Bits	Meaning																							
1...	"handshake" (digitalsig, keyencrypt)																							
.1.	"dataencrypt"																							
..1.	"certsign" (keycertsign, crlsign)																							
...1	"docsign"																							
.... 1..	"keyagree"																							
.... .1.	"digitalsig"																							
.... ..1.	"keycertsign"																							
1... .1.	"keyencrypt"																							
..1. ..1.	"crlsign"																							

SMF records–type 80

Data type (SMF80TP2) dec(hex)	Data length (SMF80DL2)	Format	Audited by event code	Description (SMF80DA2)				
341(155)	10	EBCDIC	69, 83, 85, 89	Requested NotBefore field in the format yyyy/mm/dd				
342(156)	10	EBCDIC	69, 83, 85, 89	Requested NotAfter field in the format yyyy/mm/dd				
343(157)	8	EBCDIC	69, 70	IRRSPX00 target user ID				
344(158)	1-32	EBCDIC	69, 70	IRRSPX00 target label				
345(159)	1-45	EBCDIC	69	IRRSPX00 SignWith field				
346(15A)	1-255	EBCDIC	69, 83, 85, 89	Requested Subject's DN				
347(15B)	1-64	EBCDIC	69, 83	Requested AltIPAddr field				
348(15C)	1-255	EBCDIC	69, 83	Requested AltURI field				
349(15D)	1-100	EBCDIC	69, 83	Requested AltEmail field				
350(15E)	1-100	EBCDIC	69, 83	Requested AltDomain field				
351(15F)	1-56	EBCDIC	69, 70, 83	IRRSPX00 CertId				
352(160)	1-4096	EBCDIC	71	Policy Director protected object (reserved for use by Policy Director Authorization Services)				
353(161)	1-1024	EBCDIC	71	Requested Policy Director permissions (reserved for use by Policy Director Authorization Services)				
354(162)	8	EBCDIC	71	Policy Director principal user ID (reserved for use by Policy Director Authorization Services)				
355(163)	36	EBCDIC	71	Principal ID string in the format <i>nnnnnnnnnn-nnnnn-nnnnn-nnnnn-nnnnnnnnnnnnnnnnnnn</i> where <i>n</i> is any hexadecimal digit (reserved for use by Policy Director Authorization Services)				
356(164)	4	Binary	71	Policy Director quality of protection value (reserved for use by Policy Director Authorization Services)				
357(165)	1024	EBCDIC	69, 70, 73, 83	HostIDMappings extension data				
358(166)	32	EBCDIC	70, 83, 85, 89	Certificate requester's name				
359(167)	1	Binary	69, 70, 83	IRRSPX00 flags byte 2 <table border="0"> <thead> <tr> <th>Bit</th> <th>Meaning</th> </tr> </thead> <tbody> <tr> <td>0</td> <td>Pass phrase specified</td> </tr> </tbody> </table>	Bit	Meaning	0	Pass phrase specified
Bit	Meaning							
0	Pass phrase specified							
360(168)	32	EBCDIC	72	Certificate or certificate request status: <ul style="list-style-type: none"> • Pending approval • Approved • Completed • Rejected • Rejected, User Notified • Active • Expired • Revoked • Revoked, Expired 				
361(169)	10	EBCDIC	72	Creation date in the format yyyy/mm/dd				
362(16A)	10	EBCDIC	72	Last modified in the format yyyy/mm/dd				
363(16B)	1–255	EBCDIC	72, 85	Certificate serial number for previously issued certificate				
364(16C)	4	Binary	73, 74	Action taken on certificate or certificate request				
365(16D)	1–64	EBCDIC	74	Action comment				
366(16E)	4	Binary	74	Certificate revocation reason				

Data type (SMF80TP2) dec(hex)	Data length (SMF80DL2)	Format	Audited by event code	Description (SMF80DA2)
367(16F)	1	Binary	75, 76	ACL type Value Meaning X'80' Access ACL X'40' File model X'20' Directory model
368(170)	1	Unsigned	75	Effective ACL entry operation type Value Meaning 1 Add 2 Modify 3 Delete
369(171)	5	Binary	75	ACL entry identifier. This consists of a 1-byte type code followed by the 4-byte hexadecimal UID or GID value. Value Meaning X'01' User (UID) entry X'02' Group (GID) entry
370(172)	1	Binary	75	Old ACL entry bits for modify and delete operations.
371(173)	1	Binary	75	New ACL entry bits for add and modify operations.
372(174)	1	Binary	71	Policy Director credential type flag reserved for use by Policy Director Authorization Services Value Meaning X'00' Unauthenticated X'01' Authenticated
373(175)	1–64	EBCDIC	69, 72, 83, 85	Email address for notification purposes
374(176)	8	EBCDIC	1, 67	Server's security label
375(177)	1-255	EBCDIC	69, 72, 73, 83	Extended keyUsage
376(178)	1-32	EBCDIC	69, 73	Certificate policies
377(179)	1-1024	EBCDIC	69, 73	Authority information access
378(17A)	1-255	EBCDIC	69, 73	Critical extensions
379(17B)	1-255	EBCDIC	79	CRL's issuing distribution point DN
380(17C)	10	EBCDIC	79	CRL's date of issue
381(17D)	8	EBCDIC	79	CRL's time of issue
382(17E)	10	EBCDIC	79	CRL's expiration date
383(17F)	8	EBCDIC	79	CRL's expiration time
384(180)	10	EBCDIC	79	CRL's date of publish
385(181)	8	EBCDIC	79	CRL's time of publish
386(182)	1–64	EBCDIC	All, except 68, 71, 79, and 85	SERVAUTH port of entry name (profile name protecting the SERVAUTH name if resource name is unavailable)
387(183)	1–1024	EBCDIC	79	CRL's issuing distribution point URI
388(184)	1–1024	EBCDIC	69, 73, 83	Requested ALTNAME OtherName
389(185)	1–1024	EBCDIC	80	Response from OCSF responder containing a list of triplets: <ul style="list-style-type: none"> • Certificate serial number • Status: GOOD, REVOKED, or UNKNOWN • Issuer's DN, or "UNKNOWN ISSUER" <p>Each item is separated by a comma and each triplet is separated by a blank.</p>

SMF records–type 80

Data type (SMF80TP2) dec(hex)	Data length (SMF80DL2)	Format	Audited by event code	Description (SMF80DA2)
390(186)	8	EBCDIC	2	Primary (client) user ID for this nested ACEE.
391(187)	8	EBCDIC	69, 70, 72, 73, 74, 80, 83, 85, 89	Domain name of the target PKI Services certificate authority.
392(188)	1-510	EBCDIC	All, except 68, 71, 79, 81, 82, and 85	Authenticated user name.
393(189)	1-255	EBCDIC	All, except 68, 71, 79, 81, 82, and 85	Authenticated user registry name.
394(18A)	1-128	EBCDIC	All, except 68, 71, 79, 81, 82, and 85	Authenticated user host name.
395(18B)	1-16	EBCDIC	All, except 68, 71, 79, 81, 82, and 85	Authenticated user authentication mechanism object identifier (OID).
396(18C)	3-244	EBCDIC	2	Access criteria. Note: When this relocate is used, the data appears in the form of <i>criteria-name=criteria-value</i> .
398(18E)	1-64	EBCDIC	66	PKDS label.
399(18F)	1-32	EBCDIC	66	Token name.
400(190)	8	EBCDIC	84	Ring owner.
401(191)	1	Binary	84	Reuse attribute flag for NewRing.
402(192)	1	Binary	84	Trust attribute flag for DataPut.
403(193)	1	Binary	84	HighTrust attribute flag for DataPut.
404(194)	1	Binary	84	Delete attribute flag for DataRemove.
405(195)	8	EBCDIC	84	Certificate usage: 'SITE', 'CERTAUTH' or 'PERSONAL'.
406(196)	1	Binary	84	Default flag. X'01' means default certificate.
407(197)	1	Binary	84	Private key specified. X'01' means that private key is specified.
408(198)	256	EBCDIC	85	AutoRenew Exit path name.
409(199)	1-255	EBCDIC	86	Root signing certificate subject's distinguished name
410(19A)	1-255	EBCDIC	86	Program signer (end entity) certificate subject's distinguished name
411(19B)	1	Binary	86	R_PgmSignVer flags byte Bit Meaning 0 1 = Module allowed to be loaded
412(19C)	8	EBCDIC	86	Time module was signed
413(19D)	10	EBCDIC	86	Date module was signed
414(19E)	10	EBCDIC	86	Date when module certificate chain expires
415(19F)	1-246	EBCDIC	87	Value of the user ID filter from the USERDIDFILTER keyword on MAP
416(1A0)	1-255	EBCDIC	87	Value of the registry name from the REGISTRY keyword of RACMAP
417(1A1)	1-20	EBCDIC	88	Service or process name for automatically updated profile
418(1A2)	1-8	EBCDIC	88	Class for automatically updated profile
419(1A3)	1-255	EBCDIC	88	Automatically updated profile name
420(1A4)	1-4000	EBCDIC	88	Automatically updated profile data
421(1A5)	40	EBCDIC	70, 72, 89	Key ID
422(1A6)	4	EBCDIC	69	Key size

Data type (SMF80TP2) dec(hex)	Data length (SMF80DL2)	Format	Audited by event code	Description (SMF80DA2)																												
423(1A7)	32	EBCDIC	74	Requester email																												
424(1A8)	1-246	UTF-8	All, except 68, 71, 79, 81, 82, and 85	Authenticated distributed-identity user name																												
425(1A9)	1-246	UTF-8	All, except 68, 71, 79, 81, 82, and 85	Authenticated distributed-identity registry name																												
426(1AA)	10	EBCDIC	69	Key algorithm																												
427(1AB)	1024	EBCDIC	69, 73, 83	Customized extension																												
428(1AC)	32	EBCDIC	69, 73, 83	Record link																												
429(1AD)	32	EBCDIC	72	Signing Algorithm																												
430(1AE)				Reserved																												
431(1AF)				Reserved																												
432(1B0)				Reserved																												
433(1B1)	2	Unsigned	72	Number of approvals required for the request																												
434(1B2)	2	Unsigned	72	Count of approvals performed																												
435(1B3)	1	Binary	84	Notrust attribute flag for DataPut and DataAlter																												
436(1B4)	1	Binary	84	Delete attribute flag for DataRemove, even if the certificate is connected to rings																												
437(1B5)	1	Binary	84	Delete attribute flag for DataRemove, even if the certificate is used for GENREQ																												
438(1B6)	32	EBCDIC	84	Source certificate label																												
440(1B8)	8	binary	13	<p>Byte 1: MFA subkeyword specified flags</p> <table border="1"> <thead> <tr> <th>Bit</th> <th>Meaning</th> </tr> </thead> <tbody> <tr> <td>0</td> <td>PWFALLBACK specified</td> </tr> <tr> <td>1</td> <td>NOPWFALLBACK specified</td> </tr> <tr> <td>2</td> <td>FACTOR specified</td> </tr> <tr> <td>3</td> <td>DELFACTOR specified</td> </tr> <tr> <td>4</td> <td>ACTIVE specified</td> </tr> <tr> <td>5</td> <td>NOACTIVE specified</td> </tr> <tr> <td>6</td> <td>TAGS specified</td> </tr> <tr> <td>7</td> <td>DELTAGS specified</td> </tr> </tbody> </table> <p>Byte 2: MFA subkeyword specified flags</p> <table border="1"> <thead> <tr> <th>Bit</th> <th>Meaning</th> </tr> </thead> <tbody> <tr> <td>0</td> <td>NOTAGS specified</td> </tr> <tr> <td>1</td> <td>ADDPOLICY specified</td> </tr> <tr> <td>2</td> <td>DELPOLICY specified</td> </tr> <tr> <td>3-7</td> <td>Reserved</td> </tr> </tbody> </table>	Bit	Meaning	0	PWFALLBACK specified	1	NOPWFALLBACK specified	2	FACTOR specified	3	DELFACTOR specified	4	ACTIVE specified	5	NOACTIVE specified	6	TAGS specified	7	DELTAGS specified	Bit	Meaning	0	NOTAGS specified	1	ADDPOLICY specified	2	DELPOLICY specified	3-7	Reserved
Bit	Meaning																															
0	PWFALLBACK specified																															
1	NOPWFALLBACK specified																															
2	FACTOR specified																															
3	DELFACTOR specified																															
4	ACTIVE specified																															
5	NOACTIVE specified																															
6	TAGS specified																															
7	DELTAGS specified																															
Bit	Meaning																															
0	NOTAGS specified																															
1	ADDPOLICY specified																															
2	DELPOLICY specified																															
3-7	Reserved																															
441(1B9)	variable	EBCDIC	13	Multifactor authentication factor name																												
442(1BA)	variable	EBCDIC	13	<p>MFA tag entry from the TAGS/DELTAGS keyword.</p> <p>When TAGS is specified, the entry value is the tag name and value separated by a colon (":"). When DELTAGS is specified, the entry value is the tag name only.</p>																												

SMF records–type 80

Data type (SMF80TP2) dec(hex)	Data length (SMF80DL2)	Format	Audited by event code	Description (SMF80DA2)																																				
443(1BB)	variable	mixed	1	<p>Byte 1: Authentication information:</p> <table border="1"> <thead> <tr> <th>Bit</th> <th>Meaning</th> </tr> </thead> <tbody> <tr> <td>0</td> <td>ACEE was created from VLF cache</td> </tr> <tr> <td>1</td> <td>User has active MFA factor(s)</td> </tr> <tr> <td>2</td> <td>MFA user allowed to fall back when no MFA decision can be made</td> </tr> <tr> <td>3</td> <td>No MFA decision for MFA user</td> </tr> <tr> <td>4</td> <td>IBM MFA requested that RACROUTE REQUEST=VERIFY return the password-expired return code.</td> </tr> <tr> <td>5</td> <td>IBM MFA requested that RACROUTE REQUEST=VERIFY return the new-password-invalid return code.</td> </tr> <tr> <td>6</td> <td>IBM MFA requested that RACROUTE REQUEST=VERIFY return the password-invalid return code, but not to increment the password revoke count (partial success).</td> </tr> <tr> <td>7</td> <td>Reserved for IBM's use</td> </tr> </tbody> </table> <p>Byte 2: Authenticator(s) used:</p> <table border="1"> <thead> <tr> <th>Bit</th> <th>Meaning</th> </tr> </thead> <tbody> <tr> <td>0</td> <td>Password Evaluated</td> </tr> <tr> <td>1</td> <td>Password Successful</td> </tr> <tr> <td>2</td> <td>Password Phrase Evaluated</td> </tr> <tr> <td>3</td> <td>Password Phrase Successful</td> </tr> <tr> <td>4</td> <td>Passticket Evaluated</td> </tr> <tr> <td>5</td> <td>Passticket Successful</td> </tr> <tr> <td>6</td> <td>MFA authentication successful</td> </tr> <tr> <td>7</td> <td>MFA authentication unsuccessful</td> </tr> </tbody> </table>	Bit	Meaning	0	ACEE was created from VLF cache	1	User has active MFA factor(s)	2	MFA user allowed to fall back when no MFA decision can be made	3	No MFA decision for MFA user	4	IBM MFA requested that RACROUTE REQUEST=VERIFY return the password-expired return code.	5	IBM MFA requested that RACROUTE REQUEST=VERIFY return the new-password-invalid return code.	6	IBM MFA requested that RACROUTE REQUEST=VERIFY return the password-invalid return code, but not to increment the password revoke count (partial success).	7	Reserved for IBM's use	Bit	Meaning	0	Password Evaluated	1	Password Successful	2	Password Phrase Evaluated	3	Password Phrase Successful	4	Passticket Evaluated	5	Passticket Successful	6	MFA authentication successful	7	MFA authentication unsuccessful
Bit	Meaning																																							
0	ACEE was created from VLF cache																																							
1	User has active MFA factor(s)																																							
2	MFA user allowed to fall back when no MFA decision can be made																																							
3	No MFA decision for MFA user																																							
4	IBM MFA requested that RACROUTE REQUEST=VERIFY return the password-expired return code.																																							
5	IBM MFA requested that RACROUTE REQUEST=VERIFY return the new-password-invalid return code.																																							
6	IBM MFA requested that RACROUTE REQUEST=VERIFY return the password-invalid return code, but not to increment the password revoke count (partial success).																																							
7	Reserved for IBM's use																																							
Bit	Meaning																																							
0	Password Evaluated																																							
1	Password Successful																																							
2	Password Phrase Evaluated																																							
3	Password Phrase Successful																																							
4	Passticket Evaluated																																							
5	Passticket Successful																																							
6	MFA authentication successful																																							
7	MFA authentication unsuccessful																																							
444 (1BC)	variable	EBCDIC	13	MFA policy name entry from the ADDPOLICY/DELPOLICY keyword.																																				

Table of data type 6 command-related data

This table describes the RACF command-related data that is associated with data type 6.

- ADDGROUP
- ADDSD
- ADDUSER
- ALTDSD
- ALTGROUP
- ALTUSER
- CONNECT
- DELDSD
- DELGROUP
- DELUSER
- PASSWORD
- PERMIT
- RACDCERT
- RACLINK
- RACMAP
- RALTER
- RDEFINE
- RDELETE
- REMOVE
- RVARY

- SETROPTS

The actual format and content of the data depends upon the command being logged. Command-related data does not appear in the SMF record if the command user is not RACF-defined. Some of the commands also omit the command-related data if the user is not authorized for the requested profile on the RACF database.

The table is arranged by event code. In each description, the keyword flags contain one flag for each possible keyword that you can specify (explicitly or by default) on the command. The 'flags for keywords specified' field indicates whether the keyword was specified or defaulted.

The 'flags for keywords ignored because of insufficient authority' indicates whether the keyword was ignored because the user did not have sufficient authority to use the keyword. The event code qualifier (SMF80EVQ), described in Table 1, is set to 1 if the command user does not have sufficient authority for any of the keywords that are specified or taken as defaults. The event code qualifier is set to 2 if the command user does not have sufficient authority for some (but not all) of the keywords that are specified or taken as defaults. In the latter case, the command continues processing the authorized operands.

The 'flags for keywords ignored due to error conditions' field indicates individual keywords that were not processed for reasons other than insufficient authority. Not all commands (event codes 8-25) have these flags. The keyword errors are not terminating errors (like the errors that are indicated in SMF80ERR) and the command continues processing other specified operands. If a terminating error, these flags do not necessarily indicate what processing was done or not done. Any keyword errors occurring before the terminating error are indicated, but the keywords, that are not processed because of a terminating error, are not indicated. The bits in SMF80ERR indicate whether RACF already made changes to the RACF database before the terminating error and if it backed out the changes successfully.

Other fields in the command-related data field indicate the subfields that are specified (or defaulted) for keywords. The fields are flags for subfields that are keywords (such as SUCCESS subfield of AUDIT); they are data for subfields such as owner name or group name.

For example, if the owner of the profile for USERA issues the command:

```
ALTUSER USERA ADSP GRPACC SPECIAL OWNER(USERB)
```

and USERB, the requested new owner is not RACF-defined, then the command-related data would appear in the log record as:

```
012C0000 00040000 00080000 00E4E2C5
D9C14040 40000000 00000000 00000000
00000000 000000E4 E2C5D9C2 40404000
00000000
```

The first word indicates the keywords that are specified. The second word indicates that the user does not have sufficient authority to use the SPECIAL keyword. The third word indicates that there was an error processing the OWNER keyword. Offset X'0D' is the name of the user profile that is being altered. Offset X'27' is the name of the owner that is specified on the command. RACF processed the ADSP and GRPACC keywords.

Data type 6

Note: If you use SMF records to reconstruct a RACF database, passwords and OI DCARDS are not contained in the records and require special handling, and statistics updates are not recorded.

Event code dec(hex)	Command	Data length	Format	Description																																						
8(8)	ADDSD	2	Binary	Flags for keywords specified: <table border="0"> <tr> <td>Bit</td> <td>Keyword specified</td> </tr> <tr> <td colspan="2">Byte 0</td> </tr> <tr> <td>0</td> <td>VOLUME</td> </tr> <tr> <td>1</td> <td>UNIT</td> </tr> <tr> <td>2</td> <td>UACC</td> </tr> <tr> <td>3</td> <td>OWNER</td> </tr> <tr> <td>4</td> <td>AUDIT</td> </tr> <tr> <td>5</td> <td>SET</td> </tr> <tr> <td>6</td> <td>NOSET</td> </tr> <tr> <td>7</td> <td>LEVEL</td> </tr> <tr> <td colspan="2">Byte 1</td> </tr> <tr> <td>0</td> <td>PASSWORD</td> </tr> <tr> <td>1</td> <td>DATA</td> </tr> <tr> <td>2</td> <td>MODEL</td> </tr> <tr> <td>3</td> <td>WARNING</td> </tr> <tr> <td>4</td> <td>GENERIC</td> </tr> <tr> <td>5</td> <td>SECLEVEL</td> </tr> <tr> <td>6</td> <td>ADDCATEGORY</td> </tr> <tr> <td>7</td> <td>NOTIFY</td> </tr> </table>	Bit	Keyword specified	Byte 0		0	VOLUME	1	UNIT	2	UACC	3	OWNER	4	AUDIT	5	SET	6	NOSET	7	LEVEL	Byte 1		0	PASSWORD	1	DATA	2	MODEL	3	WARNING	4	GENERIC	5	SECLEVEL	6	ADDCATEGORY	7	NOTIFY
Bit	Keyword specified																																									
Byte 0																																										
0	VOLUME																																									
1	UNIT																																									
2	UACC																																									
3	OWNER																																									
4	AUDIT																																									
5	SET																																									
6	NOSET																																									
7	LEVEL																																									
Byte 1																																										
0	PASSWORD																																									
1	DATA																																									
2	MODEL																																									
3	WARNING																																									
4	GENERIC																																									
5	SECLEVEL																																									
6	ADDCATEGORY																																									
7	NOTIFY																																									
		2	Binary	Flags for keywords ignored because of insufficient authority: Same format as flags for keywords specified.																																						
		44	EBCDIC	Data set name																																						
		8	EBCDIC	Type (UNIT keyword)																																						
		1	Binary	Flags for UACC keyword: Note: If this is a non-DFP data set, RACF ignores bit 4 when checking access to data sets. <table border="0"> <tr> <td>Bit</td> <td>Authority specified</td> </tr> <tr> <td>0</td> <td>ALTER</td> </tr> <tr> <td>1</td> <td>CONTROL</td> </tr> <tr> <td>2</td> <td>UPDATE</td> </tr> <tr> <td>3</td> <td>READ</td> </tr> <tr> <td>4</td> <td>EXECUTE</td> </tr> <tr> <td>5-6</td> <td>Reserved for IBM's use</td> </tr> <tr> <td>7</td> <td>NONE</td> </tr> </table>	Bit	Authority specified	0	ALTER	1	CONTROL	2	UPDATE	3	READ	4	EXECUTE	5-6	Reserved for IBM's use	7	NONE																						
Bit	Authority specified																																									
0	ALTER																																									
1	CONTROL																																									
2	UPDATE																																									
3	READ																																									
4	EXECUTE																																									
5-6	Reserved for IBM's use																																									
7	NONE																																									
		8	EBCDIC	User ID or group name (OWNER keyword)																																						
		1	Binary	Flags for AUDIT keyword: (only one set at a time) <table border="0"> <tr> <td>Bit</td> <td>Option specified</td> </tr> <tr> <td>0</td> <td>ALL</td> </tr> <tr> <td>1</td> <td>SUCCESS</td> </tr> <tr> <td>2</td> <td>FAILURES</td> </tr> <tr> <td>3</td> <td>NONE</td> </tr> <tr> <td>4-5</td> <td>SUCCESS qualifier codes:</td> </tr> <tr> <td></td> <td>'00' READ</td> </tr> <tr> <td></td> <td>'01' UPDATE</td> </tr> <tr> <td></td> <td>'10' CONTROL</td> </tr> <tr> <td></td> <td>'11' ALTER</td> </tr> <tr> <td>6-7</td> <td>FAILURES qualifier codes:</td> </tr> <tr> <td></td> <td>'00' READ</td> </tr> <tr> <td></td> <td>'01' UPDATE</td> </tr> <tr> <td></td> <td>'10' CONTROL</td> </tr> <tr> <td></td> <td>'11' ALTER</td> </tr> </table>	Bit	Option specified	0	ALL	1	SUCCESS	2	FAILURES	3	NONE	4-5	SUCCESS qualifier codes:		'00' READ		'01' UPDATE		'10' CONTROL		'11' ALTER	6-7	FAILURES qualifier codes:		'00' READ		'01' UPDATE		'10' CONTROL		'11' ALTER								
Bit	Option specified																																									
0	ALL																																									
1	SUCCESS																																									
2	FAILURES																																									
3	NONE																																									
4-5	SUCCESS qualifier codes:																																									
	'00' READ																																									
	'01' UPDATE																																									
	'10' CONTROL																																									
	'11' ALTER																																									
6-7	FAILURES qualifier codes:																																									
	'00' READ																																									
	'01' UPDATE																																									
	'10' CONTROL																																									
	'11' ALTER																																									
		1	Binary	nn (LEVEL keyword)																																						

Data type 6

Event code dec(hex)	Command	Data length	Format	Description		
8(8) (Cont.) (Cont.)	ADDSD (Cont.)	1	Binary	Flags for RACF processing:		
				Bit	Meaning	
				0	Data set profile inconsistent with RACF indicator	
				1	Generic profile name specified	
				2	FROM entity is longer than 44 characters entity is passed in relocate type 13	
				3-7	Reserved for IBM's use	
				8	EBCDIC	User to be notified when this profile denies access
				2	Binary	Flags for keywords specified:
				Bit	Keyword specified	
				Byte 0		
				0	SETONLY	
				1	TAPE	
				2	FILESEQ	
				3	RETPD	
				4	ERASE	
				5	FROM	
				6	FCLASS	
7	FVOLUME					
Byte 1						
0	FGENERIC					
1	SECLABEL					
2-7	Reserved for IBM's use					
2	Binary	Flags for keywords ignored. Same format as flags for keywords specified.				
1	EBCDIC	Reserved for IBM's use				
2	Binary	File sequence number				
2	Binary	Retention period				
8	EBCDIC	FROM class name				
44	EBCDIC	FROM resource name				
8	EBCDIC	FROM volume serial				
44	EBCDIC	SECLEVEL name				
8	EBCDIC	SECLABEL				
9(9)	ADDGROUP	1	Binary	Flags for keywords specified:		
				Bit	Keyword specified	
				0	SUPGROUP	
				1	OWNER	
				2	NOTERMUACC	
				3	TERMUACC	
				4	DATA	
				5	MODEL	
6	UNIVERSAL					
7	Reserved for IBM's use					
1	Binary	Flags for keywords ignored because of insufficient authority: Same format as flags for keywords specified.				
8	EBCDIC	Group name				
8	EBCDIC	Superior group name (SUPGROUP keyword)				
8	EBCDIC	User ID or group name (OWNER keyword)				

Event code dec(hex)	Command	Data length	Format	Description																																																																										
10(A)	ADDUSER	* The data for event code 10 is identical to the data for event code 13, with these exceptions.																																																																												
		4	Binary	Flags for keywords specified: <table border="0"> <thead> <tr> <th>Bit</th> <th>Keyword specified</th> </tr> </thead> <tbody> <tr> <td colspan="2">Byte 0</td> </tr> <tr> <td>0</td> <td>DFLTGRP</td> </tr> <tr> <td>*1</td> <td>GROUP</td> </tr> <tr> <td>2</td> <td>PASSWORD</td> </tr> <tr> <td>3</td> <td>NOPASSWORD</td> </tr> <tr> <td>4</td> <td>NAME</td> </tr> <tr> <td>5</td> <td>AUTHORITY</td> </tr> <tr> <td>6</td> <td>DATA</td> </tr> <tr> <td>7</td> <td>GRPACC</td> </tr> <tr> <td colspan="2">Byte 1</td> </tr> <tr> <td>0</td> <td>NOGRPACC</td> </tr> <tr> <td>1</td> <td>UACC</td> </tr> <tr> <td>2</td> <td>ADSP</td> </tr> <tr> <td>3</td> <td>NOADSP</td> </tr> <tr> <td>4</td> <td>OWNER</td> </tr> <tr> <td>5</td> <td>SPECIAL</td> </tr> <tr> <td>6</td> <td>NOSPECIAL</td> </tr> <tr> <td>7</td> <td>OPERATIONS</td> </tr> <tr> <td colspan="2">Byte 2</td> </tr> <tr> <td>0</td> <td>NOOPERATIONS</td> </tr> <tr> <td>1</td> <td>CLAUTH</td> </tr> <tr> <td>2</td> <td>NOCLAUTH</td> </tr> <tr> <td>3</td> <td>AUDITOR</td> </tr> <tr> <td>4</td> <td>NOAUDITOR</td> </tr> <tr> <td>5</td> <td>OIDCARD</td> </tr> <tr> <td>6</td> <td>NOOIDCARD</td> </tr> <tr> <td>*7</td> <td>REVOKE</td> </tr> <tr> <td colspan="2">Byte 3</td> </tr> <tr> <td>*0</td> <td>RESUME</td> </tr> <tr> <td>*1</td> <td>AUDIT</td> </tr> <tr> <td>*2</td> <td>NOAUDIT</td> </tr> <tr> <td>3</td> <td>MODEL</td> </tr> <tr> <td>*4</td> <td>NOMODEL</td> </tr> <tr> <td>5</td> <td>WHEN</td> </tr> <tr> <td>6</td> <td>ADDCATEGORY</td> </tr> <tr> <td>7</td> <td>DELCATEGORY</td> </tr> </tbody> </table>	Bit	Keyword specified	Byte 0		0	DFLTGRP	*1	GROUP	2	PASSWORD	3	NOPASSWORD	4	NAME	5	AUTHORITY	6	DATA	7	GRPACC	Byte 1		0	NOGRPACC	1	UACC	2	ADSP	3	NOADSP	4	OWNER	5	SPECIAL	6	NOSPECIAL	7	OPERATIONS	Byte 2		0	NOOPERATIONS	1	CLAUTH	2	NOCLAUTH	3	AUDITOR	4	NOAUDITOR	5	OIDCARD	6	NOOIDCARD	*7	REVOKE	Byte 3		*0	RESUME	*1	AUDIT	*2	NOAUDIT	3	MODEL	*4	NOMODEL	5	WHEN	6	ADDCATEGORY	7	DELCATEGORY
Bit	Keyword specified																																																																													
Byte 0																																																																														
0	DFLTGRP																																																																													
*1	GROUP																																																																													
2	PASSWORD																																																																													
3	NOPASSWORD																																																																													
4	NAME																																																																													
5	AUTHORITY																																																																													
6	DATA																																																																													
7	GRPACC																																																																													
Byte 1																																																																														
0	NOGRPACC																																																																													
1	UACC																																																																													
2	ADSP																																																																													
3	NOADSP																																																																													
4	OWNER																																																																													
5	SPECIAL																																																																													
6	NOSPECIAL																																																																													
7	OPERATIONS																																																																													
Byte 2																																																																														
0	NOOPERATIONS																																																																													
1	CLAUTH																																																																													
2	NOCLAUTH																																																																													
3	AUDITOR																																																																													
4	NOAUDITOR																																																																													
5	OIDCARD																																																																													
6	NOOIDCARD																																																																													
*7	REVOKE																																																																													
Byte 3																																																																														
*0	RESUME																																																																													
*1	AUDIT																																																																													
*2	NOAUDIT																																																																													
3	MODEL																																																																													
*4	NOMODEL																																																																													
5	WHEN																																																																													
6	ADDCATEGORY																																																																													
7	DELCATEGORY																																																																													
		4	Binary	Flags for keywords ignored because of insufficient authority: Same format as flags for keywords specified.																																																																										
		4	Binary	Flags for keywords ignored because of error conditions																																																																										
		1	Binary	Flags for other violations: <table border="0"> <thead> <tr> <th>Bit</th> <th>Violation</th> </tr> </thead> <tbody> <tr> <td>*0</td> <td>Command invoker does not have CLAUTH attribute of USER</td> </tr> <tr> <td>1</td> <td>Command invoker does not have sufficient authority to group</td> </tr> <tr> <td>*2</td> <td>Command invoker does not have sufficient authority to user profile</td> </tr> <tr> <td>*3-7</td> <td>Reserved for IBM's use</td> </tr> </tbody> </table>	Bit	Violation	*0	Command invoker does not have CLAUTH attribute of USER	1	Command invoker does not have sufficient authority to group	*2	Command invoker does not have sufficient authority to user profile	*3-7	Reserved for IBM's use																																																																
Bit	Violation																																																																													
*0	Command invoker does not have CLAUTH attribute of USER																																																																													
1	Command invoker does not have sufficient authority to group																																																																													
*2	Command invoker does not have sufficient authority to user profile																																																																													
*3-7	Reserved for IBM's use																																																																													
		8	EBCDIC	User ID																																																																										
		8	EBCDIC	Group name (DFLTGRP keyword)																																																																										
		8	EBCDIC	*Group name (GROUP keyword)																																																																										

Data type 6

Event code dec(hex)	Command	Data length	Format	Description
10(A) (Cont.)	ADDUSER (Cont.)	1	Binary	Flags for AUTHORITY keyword:
				Bit Authority specified
				0 JOIN
				1 CONNECT
				2 CREATE
3 USE				
4-7 Reserved for IBM's use				
1		Binary	Flags for UACC keyword:	
Bit Authority specified				
0 ALTER				
1 CONTROL				
2 UPDATE				
3 READ				
4-6 Reserved for IBM's use				
7 NONE				
8		EBCDIC	User ID or group name (OWNER keyword)	
2		Binary	Flags for classes specified (CLAUTH keyword)	
Bit Keyword specified				
Byte 0				
0-1 Reserved for IBM's use				
2 USER				
3 Reserved for IBM's use				
4 DASDVOL				
5 TAPEVOL				
6 TERMINAL				
7 Reserved for IBM's use				
Byte 1				
0-7 Reserved for IBM's use				
2		Binary	Flags for classes ignored because of insufficient authority: Same format as flags for classes specified. Note: if all classes specified are ignored because of insufficient authority, then the 'flags for keywords ignored because of insufficient authority' field indicates that CLAUTH was ignored.	
2		Binary	Flags for additional keywords specified:	
Bit Keyword specified				
Byte 0				
0 SECLEVEL				
1 NOSECLEVEL				
2 SECLABEL				
3 NOSECLABEL				
4 NOEXPIRED				
5 EXPIRED				
6 RESTRICTED				
7 NORESTRICTED				
Byte 1				
0 Reserved for IBM's use				
1 Reserved for IBM's use				
2 PHRASE				
3 NOPHRASE				
4-5 Reserved for IBM's use				
6 ROAUDIT				
7 NOROAUDIT				

Event code dec(hex)	Command	Data length	Format	Description
10(A) (Cont.)	ADDUSER (Cont.)	2	Binary	Flags for additional keywords ignored (authorization): Bit Keyword ignored Byte 0 0 SECLEVEL 1 NOSECLEVEL 2 SECLABEL 3 NOSECLABEL 4 NOEXPIRED 5 EXPIRED 6 RESTRICTED 7 NORESTRICTED Byte 1 0 Reserved for IBM's use 1 Reserved for IBM's use 2 PHRASE 3 NOPHRASE 4-5 Reserved for IBM's use 6 ROAUDIT 7 NOROAUDIT
		2	Binary	Flags for additional keywords ignored because of processing error: Bit Keyword specified Byte 0 0 SECLEVEL 1 NOSECLEVEL 2 SECLABEL 3 NOSECLABEL 4 Reserved for IBM's use 5 Reserved for IBM's use 6 RESTRICTED 7 NORESTRICTED Byte 1 0-4 Reserved for IBM's use 5 ROAUDIT 6 NOROAUDIT 7 Reserved for IBM's use
		3	packed	Logon time (packed); if time is not specified, this field contains binary zeros; if TIME(ANYTIME) is specified, this field contains X'F0F0F0'.
		3	packed	Logoff time (packed); if time is not specified, this field contains binary zeros; if TIME(ANYTIME) is specified, this field contains X'F0F0F0'.
		1	Binary	Logon day Bit Days the user cannot log on 0 Sunday 1 Monday 2 Tuesday 3 Wednesday 4 Thursday 5 Friday 6 Saturday 7 Day not specified
		4	EBCDIC	REVOKE date
		4	EBCDIC	RESUME date
		44	EBCDIC	SECLEVEL name
		8	EBCDIC	SECLABEL name

Data type 6

Event code dec(hex)	Command	Data length	Format	Description																																				
11(B)	ALTDSD	2	Binary	Flags for keywords specified: <table border="0"> <thead> <tr> <th>Bit</th> <th>Keyword specified</th> </tr> </thead> <tbody> <tr> <td colspan="2">Byte 0</td> </tr> <tr> <td>0</td> <td>OWNER</td> </tr> <tr> <td>1</td> <td>UACC</td> </tr> <tr> <td>2</td> <td>AUDIT</td> </tr> <tr> <td>3</td> <td>LEVEL</td> </tr> <tr> <td>4</td> <td>ADDDVOL</td> </tr> <tr> <td>5</td> <td>DELVOL</td> </tr> <tr> <td>6</td> <td>SET</td> </tr> <tr> <td>7</td> <td>NOSET</td> </tr> <tr> <td colspan="2">Byte 1</td> </tr> <tr> <td>0</td> <td>GLOBALAUDIT</td> </tr> <tr> <td>1</td> <td>VOLUME</td> </tr> <tr> <td>2</td> <td>PASSWORD</td> </tr> <tr> <td>3</td> <td>UNIT</td> </tr> <tr> <td>4</td> <td>ALTVOL</td> </tr> <tr> <td>5</td> <td>DATA</td> </tr> <tr> <td>6–7</td> <td>Reserved for IBM's use</td> </tr> </tbody> </table>	Bit	Keyword specified	Byte 0		0	OWNER	1	UACC	2	AUDIT	3	LEVEL	4	ADDDVOL	5	DELVOL	6	SET	7	NOSET	Byte 1		0	GLOBALAUDIT	1	VOLUME	2	PASSWORD	3	UNIT	4	ALTVOL	5	DATA	6–7	Reserved for IBM's use
Bit	Keyword specified																																							
Byte 0																																								
0	OWNER																																							
1	UACC																																							
2	AUDIT																																							
3	LEVEL																																							
4	ADDDVOL																																							
5	DELVOL																																							
6	SET																																							
7	NOSET																																							
Byte 1																																								
0	GLOBALAUDIT																																							
1	VOLUME																																							
2	PASSWORD																																							
3	UNIT																																							
4	ALTVOL																																							
5	DATA																																							
6–7	Reserved for IBM's use																																							
		2	Binary	Flags for keywords ignored because of insufficient authority: Same format as flags for keywords specified, except that Byte 1, Bit 2 is reserved for IBM's use.																																				
		2	Binary	Flags for keywords ignored because of error conditions: Same format as flags for keywords specified, except that Byte 1, Bit 2 is reserved for IBM's use.																																				
		44	EBCDIC	Data set name																																				
		8	EBCDIC	User ID or group name (OWNER keyword)																																				
		1	Binary	Flags for UACC keyword: Note: If this is a non-DFP data set, RACF ignores bit 4 when checking access to the data set. <table border="0"> <thead> <tr> <th>Bit</th> <th>Authority specified</th> </tr> </thead> <tbody> <tr> <td>0</td> <td>ALTER</td> </tr> <tr> <td>1</td> <td>CONTROL</td> </tr> <tr> <td>2</td> <td>UPDATE</td> </tr> <tr> <td>3</td> <td>READ</td> </tr> <tr> <td>4</td> <td>EXECUTE</td> </tr> <tr> <td>5–6</td> <td>Reserved for IBM's use</td> </tr> <tr> <td>7</td> <td>NONE</td> </tr> </tbody> </table>	Bit	Authority specified	0	ALTER	1	CONTROL	2	UPDATE	3	READ	4	EXECUTE	5–6	Reserved for IBM's use	7	NONE																				
Bit	Authority specified																																							
0	ALTER																																							
1	CONTROL																																							
2	UPDATE																																							
3	READ																																							
4	EXECUTE																																							
5–6	Reserved for IBM's use																																							
7	NONE																																							
		1	Binary	Flags for AUDIT keyword: <table border="0"> <thead> <tr> <th>Bit</th> <th>Option specified</th> </tr> </thead> <tbody> <tr> <td>0</td> <td>ALL</td> </tr> <tr> <td>1</td> <td>SUCCESS</td> </tr> <tr> <td>2</td> <td>FAILURES</td> </tr> <tr> <td>3</td> <td>NONE</td> </tr> <tr> <td>4–5</td> <td>SUCCESS qualifier codes</td> </tr> <tr> <td>6–7</td> <td>FAILURES qualifier codes</td> </tr> </tbody> </table>	Bit	Option specified	0	ALL	1	SUCCESS	2	FAILURES	3	NONE	4–5	SUCCESS qualifier codes	6–7	FAILURES qualifier codes																						
Bit	Option specified																																							
0	ALL																																							
1	SUCCESS																																							
2	FAILURES																																							
3	NONE																																							
4–5	SUCCESS qualifier codes																																							
6–7	FAILURES qualifier codes																																							
		1	Binary	nn (LEVEL keyword)																																				
		1	Binary	Flags for GLOBALAUDIT keyword: Same format as flags for AUDIT keyword.																																				
		6	EBCDIC	Volume serial ID (VOLUME keyword)																																				

Event code dec(hex)	Command	Data length	Format	Description																																				
11(B) (Cont.) (Cont.)	ALTDSD (Cont.)	8	EBCDIC	Unit information																																				
		1	Binary	Flags for RACF processing: <table border="0"> <tr> <td>Bit</td> <td>Meaning</td> </tr> <tr> <td>0</td> <td>Profile inconsistent with RACF indicator.</td> </tr> <tr> <td>1</td> <td>Generic profile name specified</td> </tr> <tr> <td>2-7</td> <td>Reserved for IBM's use</td> </tr> </table>	Bit	Meaning	0	Profile inconsistent with RACF indicator.	1	Generic profile name specified	2-7	Reserved for IBM's use																												
		Bit	Meaning																																					
		0	Profile inconsistent with RACF indicator.																																					
		1	Generic profile name specified																																					
		2-7	Reserved for IBM's use																																					
		2	Binary	Additional keywords specified: <table border="0"> <tr> <td>Bit</td> <td>Keyword specified</td> </tr> <tr> <td colspan="2">Byte 0</td> </tr> <tr> <td>0</td> <td>GENERIC</td> </tr> <tr> <td>1</td> <td>WARNING</td> </tr> <tr> <td>2</td> <td>NOWARNING</td> </tr> <tr> <td>3</td> <td>ERASE</td> </tr> <tr> <td>4</td> <td>NOERASE</td> </tr> <tr> <td>5</td> <td>RETPD</td> </tr> <tr> <td>6</td> <td>NOTIFY</td> </tr> <tr> <td>7</td> <td>NONOTIFY</td> </tr> <tr> <td colspan="2">Byte 1</td> </tr> <tr> <td>0</td> <td>SECLEVEL</td> </tr> <tr> <td>1</td> <td>ADDCATEGORY</td> </tr> <tr> <td>2</td> <td>DELCATEGORY</td> </tr> <tr> <td>3</td> <td>NOSECLEVEL</td> </tr> <tr> <td>4</td> <td>SECLABEL</td> </tr> <tr> <td>5</td> <td>NOSECLABEL</td> </tr> <tr> <td>6-7</td> <td>Reserved for IBM's use</td> </tr> </table>	Bit	Keyword specified	Byte 0		0	GENERIC	1	WARNING	2	NOWARNING	3	ERASE	4	NOERASE	5	RETPD	6	NOTIFY	7	NONOTIFY	Byte 1		0	SECLEVEL	1	ADDCATEGORY	2	DELCATEGORY	3	NOSECLEVEL	4	SECLABEL	5	NOSECLABEL	6-7	Reserved for IBM's use
		Bit	Keyword specified																																					
		Byte 0																																						
		0	GENERIC																																					
		1	WARNING																																					
		2	NOWARNING																																					
		3	ERASE																																					
		4	NOERASE																																					
5	RETPD																																							
6	NOTIFY																																							
7	NONOTIFY																																							
Byte 1																																								
0	SECLEVEL																																							
1	ADDCATEGORY																																							
2	DELCATEGORY																																							
3	NOSECLEVEL																																							
4	SECLABEL																																							
5	NOSECLABEL																																							
6-7	Reserved for IBM's use																																							
2	Binary	Flags for keywords ignored because of insufficient authority: Same format as flags for keywords specified.																																						
2	Binary	Flags for keywords ignored because of a processing error: Same format as flags for keywords specified.																																						
2	Binary	Retention period																																						
8	EBCDIC	User to be notified when access denied.																																						
44	EBCDIC	SECLEVEL name																																						
8	EBCDIC	SECLABEL name																																						
12(C)	ALTGROUP	1	Binary	Flags for keywords specified: <table border="0"> <tr> <td>Bit</td> <td>Keyword specified</td> </tr> <tr> <td>0</td> <td>SUPGROUP</td> </tr> <tr> <td>1</td> <td>OWNER</td> </tr> <tr> <td>2</td> <td>NOTERMUACC</td> </tr> <tr> <td>3</td> <td>TERMUACC</td> </tr> <tr> <td>4</td> <td>DATA</td> </tr> <tr> <td>5</td> <td>MODEL</td> </tr> <tr> <td>6-7</td> <td>Reserved for IBM's use</td> </tr> </table>	Bit	Keyword specified	0	SUPGROUP	1	OWNER	2	NOTERMUACC	3	TERMUACC	4	DATA	5	MODEL	6-7	Reserved for IBM's use																				
		Bit	Keyword specified																																					
		0	SUPGROUP																																					
		1	OWNER																																					
		2	NOTERMUACC																																					
		3	TERMUACC																																					
		4	DATA																																					
		5	MODEL																																					
		6-7	Reserved for IBM's use																																					
		1	Binary	Flags for keywords ignored because of insufficient authority: Same format as flags for keyword's specified.																																				
1	Binary	Flags for other violations: <table border="0"> <tr> <td>Bit</td> <td>Violation</td> </tr> <tr> <td>0</td> <td>Lack of proper authority to old SUPGROUP</td> </tr> <tr> <td>1-7</td> <td>Reserved for IBM's use</td> </tr> </table>	Bit	Violation	0	Lack of proper authority to old SUPGROUP	1-7	Reserved for IBM's use																																
Bit	Violation																																							
0	Lack of proper authority to old SUPGROUP																																							
1-7	Reserved for IBM's use																																							
8	EBCDIC	Group name																																						
8	EBCDIC	Superior group name (SUPGROUP keyword)																																						
8	EBCDIC	User ID or group name (OWNER keyword)																																						
1	Binary	Flags for keywords ignored because of error conditions: Same format as flags for keywords specified.																																						

Data type 6

Event code dec(hex)	Command	Data length	Format	Description																																																																										
13(D)	ALTUSER	* The data for event code 13 is identical to the data for event code 10, with these exceptions.																																																																												
		4	Binary	Flags for keywords specified: <table border="0"> <thead> <tr> <th>Bit</th> <th>Keyword specified</th> </tr> </thead> <tbody> <tr> <td colspan="2">Byte 0</td> </tr> <tr> <td>0</td> <td>DFLTGRP</td> </tr> <tr> <td>*1</td> <td>GROUP</td> </tr> <tr> <td>2</td> <td>PASSWORD</td> </tr> <tr> <td>3</td> <td>NOPASSWORD</td> </tr> <tr> <td>4</td> <td>NAME</td> </tr> <tr> <td>5</td> <td>AUTHORITY</td> </tr> <tr> <td>6</td> <td>DATA</td> </tr> <tr> <td>7</td> <td>GRPACC</td> </tr> <tr> <td colspan="2">Byte 1</td> </tr> <tr> <td>0</td> <td>NOGRPACC</td> </tr> <tr> <td>1</td> <td>UACC</td> </tr> <tr> <td>2</td> <td>ADSP</td> </tr> <tr> <td>3</td> <td>NOADSP</td> </tr> <tr> <td>4</td> <td>OWNER</td> </tr> <tr> <td>5</td> <td>SPECIAL</td> </tr> <tr> <td>6</td> <td>NOSPECIAL</td> </tr> <tr> <td>7</td> <td>OPERATIONS</td> </tr> <tr> <td colspan="2">Byte 2</td> </tr> <tr> <td>0</td> <td>NOOPERATIONS</td> </tr> <tr> <td>1</td> <td>CLAUTH</td> </tr> <tr> <td>2</td> <td>NOCLAUTH</td> </tr> <tr> <td>3</td> <td>AUDITOR</td> </tr> <tr> <td>4</td> <td>NOAUDITOR</td> </tr> <tr> <td>5</td> <td>OIDCARD</td> </tr> <tr> <td>6</td> <td>NOOIDCARD</td> </tr> <tr> <td>*7</td> <td>REVOKE</td> </tr> <tr> <td colspan="2">Byte 3</td> </tr> <tr> <td>*0</td> <td>RESUME</td> </tr> <tr> <td>*1</td> <td>UAUDIT</td> </tr> <tr> <td>*2</td> <td>NOUAUDIT</td> </tr> <tr> <td>3</td> <td>MODEL</td> </tr> <tr> <td>4</td> <td>NOMODEL</td> </tr> <tr> <td>5</td> <td>WHEN</td> </tr> <tr> <td>6</td> <td>ADDCATEGORY</td> </tr> <tr> <td>7</td> <td>DELCATEGORY</td> </tr> </tbody> </table>	Bit	Keyword specified	Byte 0		0	DFLTGRP	*1	GROUP	2	PASSWORD	3	NOPASSWORD	4	NAME	5	AUTHORITY	6	DATA	7	GRPACC	Byte 1		0	NOGRPACC	1	UACC	2	ADSP	3	NOADSP	4	OWNER	5	SPECIAL	6	NOSPECIAL	7	OPERATIONS	Byte 2		0	NOOPERATIONS	1	CLAUTH	2	NOCLAUTH	3	AUDITOR	4	NOAUDITOR	5	OIDCARD	6	NOOIDCARD	*7	REVOKE	Byte 3		*0	RESUME	*1	UAUDIT	*2	NOUAUDIT	3	MODEL	4	NOMODEL	5	WHEN	6	ADDCATEGORY	7	DELCATEGORY
Bit	Keyword specified																																																																													
Byte 0																																																																														
0	DFLTGRP																																																																													
*1	GROUP																																																																													
2	PASSWORD																																																																													
3	NOPASSWORD																																																																													
4	NAME																																																																													
5	AUTHORITY																																																																													
6	DATA																																																																													
7	GRPACC																																																																													
Byte 1																																																																														
0	NOGRPACC																																																																													
1	UACC																																																																													
2	ADSP																																																																													
3	NOADSP																																																																													
4	OWNER																																																																													
5	SPECIAL																																																																													
6	NOSPECIAL																																																																													
7	OPERATIONS																																																																													
Byte 2																																																																														
0	NOOPERATIONS																																																																													
1	CLAUTH																																																																													
2	NOCLAUTH																																																																													
3	AUDITOR																																																																													
4	NOAUDITOR																																																																													
5	OIDCARD																																																																													
6	NOOIDCARD																																																																													
*7	REVOKE																																																																													
Byte 3																																																																														
*0	RESUME																																																																													
*1	UAUDIT																																																																													
*2	NOUAUDIT																																																																													
3	MODEL																																																																													
4	NOMODEL																																																																													
5	WHEN																																																																													
6	ADDCATEGORY																																																																													
7	DELCATEGORY																																																																													
		4	Binary	Flags for keywords ignored because of insufficient authority: Same format as flags for keywords specified.																																																																										
		4	Binary	Flags for keywords ignored because of error conditions: Same format as flags for keywords specified.																																																																										
		1	Binary	Flags for other violations: <table border="0"> <thead> <tr> <th>Bit</th> <th>Violation</th> </tr> </thead> <tbody> <tr> <td>*0</td> <td>Command invoker does not have CLAUTH attribute of USER</td> </tr> <tr> <td>1</td> <td>Command invoker does not have sufficient authority to group</td> </tr> <tr> <td>*2</td> <td>Command invoker does not have sufficient authority to user profile</td> </tr> <tr> <td>3</td> <td>Reserved for IBM's use</td> </tr> <tr> <td>4</td> <td>NOEXPIRED</td> </tr> <tr> <td>5</td> <td>EXPIRED</td> </tr> <tr> <td>6-7</td> <td>Reserved for IBM's use</td> </tr> </tbody> </table>	Bit	Violation	*0	Command invoker does not have CLAUTH attribute of USER	1	Command invoker does not have sufficient authority to group	*2	Command invoker does not have sufficient authority to user profile	3	Reserved for IBM's use	4	NOEXPIRED	5	EXPIRED	6-7	Reserved for IBM's use																																																										
Bit	Violation																																																																													
*0	Command invoker does not have CLAUTH attribute of USER																																																																													
1	Command invoker does not have sufficient authority to group																																																																													
*2	Command invoker does not have sufficient authority to user profile																																																																													
3	Reserved for IBM's use																																																																													
4	NOEXPIRED																																																																													
5	EXPIRED																																																																													
6-7	Reserved for IBM's use																																																																													

Event code dec(hex)	Command	Data length	Format	Description
13(D) (Cont.)	ALTUSER (Cont.)	8	EBCDIC	User ID
		8	EBCDIC	Group name (DFLTGRP keyword)
		8	EBCDIC	*Group name (GROUP keyword)
		1	Binary	Flags for AUTHORITY keyword:
				Bit Authority specified
				0 JOIN
				1 CONNECT
				2 CREATE
				3 USE
				4–7 Reserved for IBM's use
1	Binary	Flags for UACC keyword:		
		Bit Authority specified		
		0 ALTER		
		1 CONTROL		
		2 UPDATE		
		3 READ		
		4–6 Reserved for IBM's use		
		7 NONE		
8	EBCDIC	User ID (OWNER keyword)		
2	Binary	Flags for classes specified (CLAUTH keywords)		
		Bit Option specified		
		Byte 0		
		0–1 Reserved for IBM's use		
		2 USER		
		3 Reserved for IBM's use		
		4 DASDVOL		
		5 TAPEVOL		
		6 TERMINAL		
		7 Reserved for IBM's use		
		Byte 1		
		0–7 Reserved for IBM's use		
2	Binary	Flags for classes ignored because of insufficient authority: Same format as flags for classes specified.		
		Note that if all classes specified are ignored because of insufficient authority, then the 'flags for keywords ignored because of insufficient authority' field indicates that CLAUTH or NOCLAUTH was ignored.		
2	Binary	Flags for additional keywords specified:		
		Bit Keyword specified		
		Byte 0		
		0 SECLEVEL		
		*1 NOSECLEVEL		
		*2 SECLABEL		
		*3 NOSECLABEL		
		*4 NOEXPIRED		
		*5 EXPIRED		
		*6 RESTRICTED		
		*7 NORESTRICTED		

Data type 6

Event code dec(hex)	Command	Data length	Format	Description
13(D) (Cont.)	ALTUSER (Cont.)	2	Binary	Flags for additional keywords specified: Byte 1 0 NOREVOKE 1 NORESUME 2 PHRASE 3 NOPHRASE 4 *PWCLEAN 5 *PWCONVERT 6 ROAUDIT 7 NOROAUDIT
		2	Binary	Flags for additional keywords ignored (authorization): Bit Keyword ignored Byte 0 0 SECLEVEL *1 NOSECLEVEL *2 SECLABEL *3 NOSECLABEL *4 NOEXPIRED *5 EXPIRED *6 RESTRICTED *7 NORESTRICTED Byte 1 0 NOREVOKE 1 NORESUME 2 PHRASE 3 NOPHRASE 4 *PWCLEAN 5 *PWCONVERT 6 ROAUDIT 7 NOROAUDIT
		2	Binary	Flags for additional keywords ignored because of processing error: Bit Keyword specified Byte 0 0 SECLEVEL *1 NOSECLEVEL *2 SECLABEL *3 NOSECLABEL *4 NOEXPIRED *5 EXPIRED *6 RESTRICTED *7 NORESTRICTED Byte 1 0 *PWCLEAN 1 *PWCONVERT 2-4 Reserved for IBM's use 5 ROAUDIT 6 NOROAUDIT 7 Reserved for IBM's use
		3	packed	Logon time (packed); if time is not specified, this field contains binary zeros; if TIME(ANYTIME) is specified, this field contains X'F0F0F0'.
		3	packed	Logoff time (packed); if time is not specified, this field contains binary zeros; if TIME(ANYTIME) is specified, this field contains X'F0F0F0'.

Event code dec(hex)	Command	Data length	Format	Description																						
13(D) (Cont.)	ALTUSER (Cont.)	1	Binary	Days the user cannot log on <table border="0"> <tr> <td>Bit</td> <td>Day specified</td> </tr> <tr> <td>0</td> <td>Sunday</td> </tr> <tr> <td>1</td> <td>Monday</td> </tr> <tr> <td>2</td> <td>Tuesday</td> </tr> <tr> <td>3</td> <td>Wednesday</td> </tr> <tr> <td>4</td> <td>Thursday</td> </tr> <tr> <td>5</td> <td>Friday</td> </tr> <tr> <td>6</td> <td>Saturday</td> </tr> <tr> <td>7</td> <td>Day not specified</td> </tr> </table>	Bit	Day specified	0	Sunday	1	Monday	2	Tuesday	3	Wednesday	4	Thursday	5	Friday	6	Saturday	7	Day not specified				
Bit	Day specified																									
0	Sunday																									
1	Monday																									
2	Tuesday																									
3	Wednesday																									
4	Thursday																									
5	Friday																									
6	Saturday																									
7	Day not specified																									
		4	EBCDIC	REVOKE date																						
		4	EBCDIC	RESUME date																						
		44	EBCDIC	SECLEVEL name																						
		8	EBCDIC	SECLABEL name																						
		4	Binary	Flags for additional keywords specified: <table border="0"> <tr> <td>Bit</td> <td>Keyword specified</td> </tr> <tr> <td colspan="2">Byte 0</td> </tr> <tr> <td>0</td> <td>*MFA</td> </tr> <tr> <td>1</td> <td>*NOMFA</td> </tr> <tr> <td>2-7</td> <td>Reserved for IBM's use</td> </tr> <tr> <td colspan="2">Byte 1</td> </tr> <tr> <td>0-7</td> <td>Reserved for IBM's use</td> </tr> <tr> <td colspan="2">Byte 2</td> </tr> <tr> <td>0-7</td> <td>Reserved for IBM's use</td> </tr> <tr> <td colspan="2">Byte 3</td> </tr> <tr> <td>0-7</td> <td>Reserved for IBM's use</td> </tr> </table>	Bit	Keyword specified	Byte 0		0	*MFA	1	*NOMFA	2-7	Reserved for IBM's use	Byte 1		0-7	Reserved for IBM's use	Byte 2		0-7	Reserved for IBM's use	Byte 3		0-7	Reserved for IBM's use
Bit	Keyword specified																									
Byte 0																										
0	*MFA																									
1	*NOMFA																									
2-7	Reserved for IBM's use																									
Byte 1																										
0-7	Reserved for IBM's use																									
Byte 2																										
0-7	Reserved for IBM's use																									
Byte 3																										
0-7	Reserved for IBM's use																									
		4	Binary	Flags for additional keywords ignored (authorization): <table border="0"> <tr> <td>Bit</td> <td>Keyword specified</td> </tr> <tr> <td colspan="2">Byte 0</td> </tr> <tr> <td>0</td> <td>*MFA</td> </tr> <tr> <td>1</td> <td>*NOMFA</td> </tr> <tr> <td>2-7</td> <td>Reserved for IBM's use</td> </tr> <tr> <td colspan="2">Byte 1</td> </tr> <tr> <td>0-7</td> <td>Reserved for IBM's use</td> </tr> <tr> <td colspan="2">Byte 2</td> </tr> <tr> <td>0-7</td> <td>Reserved for IBM's use</td> </tr> <tr> <td colspan="2">Byte 3</td> </tr> <tr> <td>0-7</td> <td>Reserved for IBM's use</td> </tr> </table>	Bit	Keyword specified	Byte 0		0	*MFA	1	*NOMFA	2-7	Reserved for IBM's use	Byte 1		0-7	Reserved for IBM's use	Byte 2		0-7	Reserved for IBM's use	Byte 3		0-7	Reserved for IBM's use
Bit	Keyword specified																									
Byte 0																										
0	*MFA																									
1	*NOMFA																									
2-7	Reserved for IBM's use																									
Byte 1																										
0-7	Reserved for IBM's use																									
Byte 2																										
0-7	Reserved for IBM's use																									
Byte 3																										
0-7	Reserved for IBM's use																									
		4	Binary	Flags for additional keywords ignored because of processing error: <table border="0"> <tr> <td>Bit</td> <td>Keyword specified</td> </tr> <tr> <td colspan="2">Byte 0</td> </tr> <tr> <td>0</td> <td>*MFA</td> </tr> <tr> <td>1</td> <td>*NOMFA</td> </tr> <tr> <td>2-7</td> <td>Reserved for IBM's use</td> </tr> <tr> <td colspan="2">Byte 1</td> </tr> <tr> <td>0-7</td> <td>Reserved for IBM's use</td> </tr> <tr> <td colspan="2">Byte 2</td> </tr> <tr> <td>0-7</td> <td>Reserved for IBM's use</td> </tr> <tr> <td colspan="2">Byte 3</td> </tr> <tr> <td>0-7</td> <td>Reserved for IBM's use</td> </tr> </table>	Bit	Keyword specified	Byte 0		0	*MFA	1	*NOMFA	2-7	Reserved for IBM's use	Byte 1		0-7	Reserved for IBM's use	Byte 2		0-7	Reserved for IBM's use	Byte 3		0-7	Reserved for IBM's use
Bit	Keyword specified																									
Byte 0																										
0	*MFA																									
1	*NOMFA																									
2-7	Reserved for IBM's use																									
Byte 1																										
0-7	Reserved for IBM's use																									
Byte 2																										
0-7	Reserved for IBM's use																									
Byte 3																										
0-7	Reserved for IBM's use																									

Data type 6

Event code dec(hex)	Command	Data length	Format	Description
14(E)	CONNECT	2	Binary	Flags for keywords specified:
				Bit Keyword specified
				Byte 0
				0 GROUP
				1 UACC
				2 AUTHORITY
				3 ADSP
				4 NOADSP
				5 REVOKE
				6 RESUME
7 GRPACC				
Byte 1				
0 NOGRPACC				
1 OPERATIONS				
2 NOOPERATIONS				
3 SPECIAL				
4 NOSPECIAL				
5 AUDITOR				
6 NOAUDITOR				
7 OWNER				
		2	Binary	Flags for keywords ignored because of insufficient authority: Same format as flags for keywords specified.
		8	EBCDIC	User ID
		8	EBCDIC	Group name (GROUP keyword)
		1	Binary	Flags for UACC keyword:
				Bit Authority specified
				0 ALTER
				1 CONTROL
				2 UPDATE
				3 READ
				4–6 Reserved for IBM's use
		7 NONE		
		1	Binary	Flags for AUTHORITY keyword:
				Bit Authority specified
				0 JOIN
				1 CONNECT
				2 CREATE
		3 USE		
		4–7 Reserved for IBM's use		
		1	Binary	Flags for additional keywords specified
				Bit Keyword specified
				0 NOREVOKE
				1 NORESUME
		2–7 Reserved for IBM's use		
		1	Binary	Flags for additional keywords ignored because of insufficient authority. Same format as flags for additional keywords specified.
		8	EBCDIC	User ID or group name (OWNER keyword)
14(E) (Cont.)	CONNECT (Cont.)	4	packed	REVOKE date, packed
		4	packed	RESUME date, packed

Event code dec(hex)	Command	Data length	Format	Description					
15(F)	DELDSD	1	Binary	Flags for keywords specified or taken as defaults:					
				Bit	Keyword specified				
				0	SET				
				1	NOSET				
				2	VOLUME				
				3	GENERIC				
4-7	Reserved for IBM's use								
1	Binary	Flags for keywords ignored because of insufficient authority: Same format as flags for keywords specified.							
44	EBCDIC	Data set name							
6	EBCDIC	Volume serial ID (VOLUME keyword)							
16(10)	DELGROUP	8	EBCDIC	Group name					
				17(11)	DELUSER	8	EBCDIC	User ID	
				18(12)	PASSWORD	1	Binary	Flags for keywords specified:	
								Bit	Keyword specified
								0	INTERVAL
1	USER								
2	PASSWORD								
3	PHRASE								
4-7	Reserved for IBM's use								
1	Binary	Flags for keywords ignored because of insufficient authority: Same format as flags for keywords specified.							
1	Binary	Flags for keywords ignored because of error conditions: Same format as flags for keywords specified.							
4	Binary	Change-interval (INTERVAL keyword) Note: If the NOINTERVAL keyword is specified, the change-interval changes to X'FF'.							
8	EBCDIC	User ID (USER keyword)							

Data type 6

Event code dec(hex)	Command	Data length	Format	Description																																				
19(13)	PERMIT	2	Binary	Flags for keywords specified or taken as defaults:																																				
				<table border="0"> <tr> <td>Bit</td> <td>Keyword specified</td> </tr> <tr> <td colspan="2">Byte 0</td> </tr> <tr> <td>0</td> <td>CLASS</td> </tr> <tr> <td>1</td> <td>ID</td> </tr> <tr> <td>2</td> <td>ACCESS</td> </tr> <tr> <td>3</td> <td>FROM</td> </tr> <tr> <td>4</td> <td>DELETE</td> </tr> <tr> <td>5</td> <td>FCLASS</td> </tr> <tr> <td>6</td> <td>VOLUME</td> </tr> <tr> <td>7</td> <td>FVOLUME</td> </tr> <tr> <td colspan="2">Byte 1</td> </tr> <tr> <td>0</td> <td>GENERIC</td> </tr> <tr> <td>1</td> <td>FGENERIC</td> </tr> <tr> <td>2</td> <td>RESET</td> </tr> <tr> <td>3</td> <td>WHEN</td> </tr> <tr> <td>4</td> <td>RESET(WHEN)</td> </tr> <tr> <td>5</td> <td>RESET(STANDARD)</td> </tr> <tr> <td>6-7</td> <td>Reserved for IBM's use</td> </tr> </table>	Bit	Keyword specified	Byte 0		0	CLASS	1	ID	2	ACCESS	3	FROM	4	DELETE	5	FCLASS	6	VOLUME	7	FVOLUME	Byte 1		0	GENERIC	1	FGENERIC	2	RESET	3	WHEN	4	RESET(WHEN)	5	RESET(STANDARD)	6-7	Reserved for IBM's use
				Bit	Keyword specified																																			
				Byte 0																																				
0	CLASS																																							
1	ID																																							
2	ACCESS																																							
3	FROM																																							
4	DELETE																																							
5	FCLASS																																							
6	VOLUME																																							
7	FVOLUME																																							
Byte 1																																								
0	GENERIC																																							
1	FGENERIC																																							
2	RESET																																							
3	WHEN																																							
4	RESET(WHEN)																																							
5	RESET(STANDARD)																																							
6-7	Reserved for IBM's use																																							
2	Binary	Flags for keywords ignored because of insufficient authority: Same format as flags for keywords specified, except that bits are not set for RESET(STANDARD) or RESET(WHEN).																																						
2	Binary	Flags for keywords ignored because of error conditions: Same format as flags for keywords specified, except that bits are not set for RESET(STANDARD) or RESET(WHEN).																																						
19(13) (Cont.)	PERMIT (Cont.)	1	Binary	Flags for CLASS keyword, and for the RESET keyword:																																				
				<table border="0"> <tr> <td>Bit</td> <td>Option specified</td> </tr> <tr> <td colspan="2">Byte 0</td> </tr> <tr> <td>0-2</td> <td>Reserved for IBM's use</td> </tr> <tr> <td>3</td> <td>DATASET</td> </tr> <tr> <td>4</td> <td>DASDVOL</td> </tr> <tr> <td>5</td> <td>TAPEVOL</td> </tr> <tr> <td>6</td> <td>TERMINAL</td> </tr> <tr> <td>7</td> <td>Reserved for IBM's use</td> </tr> <tr> <td colspan="2">Byte 1</td> </tr> <tr> <td>0</td> <td>FROM generic resource</td> </tr> <tr> <td>1-5</td> <td>Reserved for IBM's use</td> </tr> <tr> <td>6</td> <td>Conditional access list is indicated by RESET keyword.</td> </tr> <tr> <td>7</td> <td>Standard access list is indicated by RESET keyword.</td> </tr> </table>	Bit	Option specified	Byte 0		0-2	Reserved for IBM's use	3	DATASET	4	DASDVOL	5	TAPEVOL	6	TERMINAL	7	Reserved for IBM's use	Byte 1		0	FROM generic resource	1-5	Reserved for IBM's use	6	Conditional access list is indicated by RESET keyword.	7	Standard access list is indicated by RESET keyword.										
				Bit	Option specified																																			
				Byte 0																																				
0-2	Reserved for IBM's use																																							
3	DATASET																																							
4	DASDVOL																																							
5	TAPEVOL																																							
6	TERMINAL																																							
7	Reserved for IBM's use																																							
Byte 1																																								
0	FROM generic resource																																							
1-5	Reserved for IBM's use																																							
6	Conditional access list is indicated by RESET keyword.																																							
7	Standard access list is indicated by RESET keyword.																																							
19(13) (Cont.)	PERMIT (Cont.)	1	Binary	Flags for ACCESS keyword: Note: If this is a non-DFP data set, RACF ignores bit 4 when checking access to the data set.																																				
				<table border="0"> <tr> <td>Bit</td> <td>Authority specified</td> </tr> <tr> <td>0</td> <td>ALTER</td> </tr> <tr> <td>1</td> <td>CONTROL</td> </tr> <tr> <td>2</td> <td>UPDATE</td> </tr> <tr> <td>3</td> <td>READ</td> </tr> <tr> <td>4</td> <td>EXECUTE</td> </tr> <tr> <td>5-6</td> <td>Reserved for IBM's use</td> </tr> <tr> <td>7</td> <td>NONE</td> </tr> </table>	Bit	Authority specified	0	ALTER	1	CONTROL	2	UPDATE	3	READ	4	EXECUTE	5-6	Reserved for IBM's use	7	NONE																				
Bit	Authority specified																																							
0	ALTER																																							
1	CONTROL																																							
2	UPDATE																																							
3	READ																																							
4	EXECUTE																																							
5-6	Reserved for IBM's use																																							
7	NONE																																							
		2	Binary	Flags for FCLASS keyword: Same format as flags for CLASS keyword.																																				

Event code dec(hex)	Command	Data length	Format	Description
20(14)	RALTER	* The data for event code 20 is identical to the data for event code 21, with these exceptions.		
		2	Binary	Flags for keywords specified: Bit Keyword specified Byte 0 0 DATA 1 OWNER 2 UACC 3 LEVEL 4 AUDIT *5 GLOBALAUDIT *6 ADDVOL *7 DELVOL Byte 1 0 ADDMEM 1 DELMEM 2 APPLDATA 3 SINGLEDSN *4 NOSINGLEDSN 5 WARNING 6 NOWARNING 7 WHEN
		2	Binary	Flags for keywords ignored because of insufficient authority: Same format as flags for keywords specified.
		2	Binary	Flags for class name: Bit Option specified Byte 0 0-3 Reserved for IBM's use 4 DASDVOL 5 TAPEVOL 6 TERMINAL 7 Reserved for IBM's use Byte 1 0 Generic resource name specified. 1-7 Reserved for IBM's use
		8	EBCDIC	User ID or group name (OWNER keyword)
		1	Binary	Flags for UACC keyword: Bit Authority specified 0 ALTER 1 CONTROL 2 UPDATE 3 READ 4 EXECUTE 5-6 Reserved for IBM's use 7 NONE
		1	Binary	nn (LEVEL keyword)

Data type 6

Event code dec(hex)	Command	Data length	Format	Description																																						
20(14) (Cont.)	RALTER (Cont.)	1	Binary	Flags for AUDIT keyword: <table border="0"> <tr> <td>Bit</td> <td>Option specified</td> </tr> <tr> <td>0</td> <td>ALL</td> </tr> <tr> <td>1</td> <td>SUCCESS</td> </tr> <tr> <td>2</td> <td>FAILURES</td> </tr> <tr> <td>3</td> <td>NONE</td> </tr> <tr> <td>4–5</td> <td>Success qualifier codes:</td> </tr> <tr> <td></td> <td>'00' READ</td> </tr> <tr> <td></td> <td>'01' UPDATE</td> </tr> <tr> <td></td> <td>'10' CONTROL</td> </tr> <tr> <td></td> <td>'11' ALTER</td> </tr> <tr> <td>6–7</td> <td>FAILURES qualifier codes:</td> </tr> <tr> <td></td> <td>'00' READ</td> </tr> <tr> <td></td> <td>'01' UPDATE</td> </tr> <tr> <td></td> <td>'10' CONTROL</td> </tr> <tr> <td></td> <td>'11' ALTER</td> </tr> </table>	Bit	Option specified	0	ALL	1	SUCCESS	2	FAILURES	3	NONE	4–5	Success qualifier codes:		'00' READ		'01' UPDATE		'10' CONTROL		'11' ALTER	6–7	FAILURES qualifier codes:		'00' READ		'01' UPDATE		'10' CONTROL		'11' ALTER								
Bit	Option specified																																									
0	ALL																																									
1	SUCCESS																																									
2	FAILURES																																									
3	NONE																																									
4–5	Success qualifier codes:																																									
	'00' READ																																									
	'01' UPDATE																																									
	'10' CONTROL																																									
	'11' ALTER																																									
6–7	FAILURES qualifier codes:																																									
	'00' READ																																									
	'01' UPDATE																																									
	'10' CONTROL																																									
	'11' ALTER																																									
1			Binary	*Flags for GLOBALAUDIT keyword: Same format as flags for AUDIT keyword.																																						
2			Binary	Flags for keywords specified: <table border="0"> <tr> <td>Bit</td> <td>Keyword specified</td> </tr> <tr> <td colspan="2">Byte 0</td> </tr> <tr> <td>0</td> <td>NOTIFY</td> </tr> <tr> <td>*1</td> <td>NONOTIFY</td> </tr> <tr> <td>2</td> <td>TVTOC</td> </tr> <tr> <td>*3</td> <td>NOTVTOC</td> </tr> <tr> <td>4</td> <td>TIMEZONE</td> </tr> <tr> <td>*5</td> <td>NOTIMEZONE</td> </tr> <tr> <td>6</td> <td>ADDCATEGORY</td> </tr> <tr> <td>*7</td> <td>DELCATEGORY</td> </tr> <tr> <td colspan="2">Byte 1</td> </tr> <tr> <td>0</td> <td>SECLEVEL</td> </tr> <tr> <td>*1</td> <td>NOSECLEVEL</td> </tr> <tr> <td>2</td> <td>FROM</td> </tr> <tr> <td>3</td> <td>FCLASS</td> </tr> <tr> <td>4</td> <td>FVOLUME</td> </tr> <tr> <td>5</td> <td>FGENERIC</td> </tr> <tr> <td>6</td> <td>SECLABEL</td> </tr> <tr> <td>7</td> <td>NOSECLABEL</td> </tr> </table>	Bit	Keyword specified	Byte 0		0	NOTIFY	*1	NONOTIFY	2	TVTOC	*3	NOTVTOC	4	TIMEZONE	*5	NOTIMEZONE	6	ADDCATEGORY	*7	DELCATEGORY	Byte 1		0	SECLEVEL	*1	NOSECLEVEL	2	FROM	3	FCLASS	4	FVOLUME	5	FGENERIC	6	SECLABEL	7	NOSECLABEL
Bit	Keyword specified																																									
Byte 0																																										
0	NOTIFY																																									
*1	NONOTIFY																																									
2	TVTOC																																									
*3	NOTVTOC																																									
4	TIMEZONE																																									
*5	NOTIMEZONE																																									
6	ADDCATEGORY																																									
*7	DELCATEGORY																																									
Byte 1																																										
0	SECLEVEL																																									
*1	NOSECLEVEL																																									
2	FROM																																									
3	FCLASS																																									
4	FVOLUME																																									
5	FGENERIC																																									
6	SECLABEL																																									
7	NOSECLABEL																																									
2			Binary	Flags for keywords ignored because of insufficient authority: Same format as flags for keywords specified.																																						
8			EBCDIC	User ID to be notified when profile denies access																																						
44			EBCDIC	FROM resource name																																						
6			EBCDIC	FROM volume volser																																						

Event code dec(hex)	Command	Data length	Format	Description																																						
20(14) (Cont.)	RALTER (Cont.)	8	EBCDIC	FROM class name																																						
		1	Binary	LOGON days: <table border="0"> <tr> <td>Bit</td> <td>Day specified</td> </tr> <tr> <td>0</td> <td>Sunday</td> </tr> <tr> <td>1</td> <td>Monday</td> </tr> <tr> <td>2</td> <td>Tuesday</td> </tr> <tr> <td>3</td> <td>Wednesday</td> </tr> <tr> <td>4</td> <td>Thursday</td> </tr> <tr> <td>5</td> <td>Friday</td> </tr> <tr> <td>6</td> <td>Saturday</td> </tr> <tr> <td>7</td> <td>No keyword</td> </tr> </table>	Bit	Day specified	0	Sunday	1	Monday	2	Tuesday	3	Wednesday	4	Thursday	5	Friday	6	Saturday	7	No keyword																				
		Bit	Day specified																																							
		0	Sunday																																							
		1	Monday																																							
		2	Tuesday																																							
		3	Wednesday																																							
		4	Thursday																																							
		5	Friday																																							
		6	Saturday																																							
7	No keyword																																									
3	packed	Logon time, packed. If no subkeyword, then binary zeros.																																								
3	packed	Logoff time, packed. If no subkeyword, then binary zeros.																																								
3	packed	TIMEZONE value: <table border="0"> <tr> <td>Bit</td> <td>Bit value specified</td> </tr> <tr> <td colspan="2">Byte 0-2</td> </tr> <tr> <td></td> <td>Signed decimal number</td> </tr> </table>	Bit	Bit value specified	Byte 0-2			Signed decimal number																																		
Bit	Bit value specified																																									
Byte 0-2																																										
	Signed decimal number																																									
44	EBCDIC	SECLEVEL name																																								
8	EBCDIC	SECLABEL name																																								
21(15)	RDEFINE	* The data for event code 21 is identical to the data for event code 20, with these exceptions.																																								
		2	Binary	Flags for keywords specified: <table border="0"> <tr> <td>Bit</td> <td>Keyword specified</td> </tr> <tr> <td colspan="2">Byte 0</td> </tr> <tr> <td>0</td> <td>DATA</td> </tr> <tr> <td>1</td> <td>OWNER</td> </tr> <tr> <td>2</td> <td>UACC</td> </tr> <tr> <td>3</td> <td>LEVEL</td> </tr> <tr> <td>4</td> <td>AUDIT</td> </tr> <tr> <td>5</td> <td>GLOBALAUDIT</td> </tr> <tr> <td>6</td> <td>ADDVOL</td> </tr> <tr> <td>7</td> <td>DELVOL</td> </tr> <tr> <td colspan="2">Byte 1</td> </tr> <tr> <td>0</td> <td>ADDMEM</td> </tr> <tr> <td>1</td> <td>DELMEM</td> </tr> <tr> <td>2</td> <td>APPLDATA</td> </tr> <tr> <td>3</td> <td>SINGLEDSN</td> </tr> <tr> <td>4</td> <td>NOSINGLEDSN</td> </tr> <tr> <td>5</td> <td>WARNING</td> </tr> <tr> <td>6</td> <td>NOWARNING</td> </tr> <tr> <td>7</td> <td>WHEN</td> </tr> </table>	Bit	Keyword specified	Byte 0		0	DATA	1	OWNER	2	UACC	3	LEVEL	4	AUDIT	5	GLOBALAUDIT	6	ADDVOL	7	DELVOL	Byte 1		0	ADDMEM	1	DELMEM	2	APPLDATA	3	SINGLEDSN	4	NOSINGLEDSN	5	WARNING	6	NOWARNING	7	WHEN
		Bit	Keyword specified																																							
		Byte 0																																								
		0	DATA																																							
		1	OWNER																																							
		2	UACC																																							
		3	LEVEL																																							
4	AUDIT																																									
5	GLOBALAUDIT																																									
6	ADDVOL																																									
7	DELVOL																																									
Byte 1																																										
0	ADDMEM																																									
1	DELMEM																																									
2	APPLDATA																																									
3	SINGLEDSN																																									
4	NOSINGLEDSN																																									
5	WARNING																																									
6	NOWARNING																																									
7	WHEN																																									
2	Binary	Flags for keywords ignored because of insufficient authority: Same format as flags for keywords specified.																																								
2	Binary	Flags for class name: <table border="0"> <tr> <td>Bit</td> <td>Option specified</td> </tr> <tr> <td colspan="2">Byte 0</td> </tr> <tr> <td>0-3</td> <td>Reserved for IBM's use</td> </tr> <tr> <td>4</td> <td>DASDVOL</td> </tr> <tr> <td>5</td> <td>TAPEVOL</td> </tr> <tr> <td>6</td> <td>TERMINAL</td> </tr> <tr> <td>7</td> <td>Reserved for IBM's use</td> </tr> <tr> <td colspan="2">Byte 1</td> </tr> <tr> <td>0</td> <td>Generic resource name specified</td> </tr> <tr> <td>1-7</td> <td>Reserved for IBM's use</td> </tr> </table>	Bit	Option specified	Byte 0		0-3	Reserved for IBM's use	4	DASDVOL	5	TAPEVOL	6	TERMINAL	7	Reserved for IBM's use	Byte 1		0	Generic resource name specified	1-7	Reserved for IBM's use																				
Bit	Option specified																																									
Byte 0																																										
0-3	Reserved for IBM's use																																									
4	DASDVOL																																									
5	TAPEVOL																																									
6	TERMINAL																																									
7	Reserved for IBM's use																																									
Byte 1																																										
0	Generic resource name specified																																									
1-7	Reserved for IBM's use																																									
8	EBCDIC	User ID or group name (OWNER keyword)																																								

Data type 6

Event code dec(hex)	Command	Data length	Format	Description																																						
21(15) (Cont.)	RDEFINE (Cont.)	1	Binary	Flags for UACC keyword: <table border="0"> <tr> <td>Bit</td> <td>Authority specified</td> </tr> <tr> <td>0</td> <td>ALTER</td> </tr> <tr> <td>1</td> <td>CONTROL</td> </tr> <tr> <td>2</td> <td>UPDATE</td> </tr> <tr> <td>3</td> <td>READ</td> </tr> <tr> <td>4</td> <td>EXECUTE</td> </tr> <tr> <td>5-6</td> <td>Reserved for IBM's use</td> </tr> <tr> <td>7</td> <td>NONE</td> </tr> </table>	Bit	Authority specified	0	ALTER	1	CONTROL	2	UPDATE	3	READ	4	EXECUTE	5-6	Reserved for IBM's use	7	NONE																						
Bit	Authority specified																																									
0	ALTER																																									
1	CONTROL																																									
2	UPDATE																																									
3	READ																																									
4	EXECUTE																																									
5-6	Reserved for IBM's use																																									
7	NONE																																									
		1	Binary	nn (LEVEL keyword)																																						
		1	Binary	Flags for AUDIT keyword: <table border="0"> <tr> <td>Bit</td> <td>Authority specified</td> </tr> <tr> <td>0</td> <td>ALL</td> </tr> <tr> <td>1</td> <td>SUCCESS</td> </tr> <tr> <td></td> <td>'00' READ</td> </tr> <tr> <td></td> <td>'01' UPDATE</td> </tr> <tr> <td></td> <td>'10' CONTROL</td> </tr> <tr> <td></td> <td>'11' ALTER</td> </tr> <tr> <td>2</td> <td>FAILURES</td> </tr> <tr> <td></td> <td>'00' READ</td> </tr> <tr> <td></td> <td>'01' UPDATE</td> </tr> <tr> <td></td> <td>'10' CONTROL</td> </tr> <tr> <td></td> <td>'11' ALTER</td> </tr> <tr> <td>3</td> <td>NONE</td> </tr> <tr> <td>4-5</td> <td>SUCCESS qualifier codes</td> </tr> <tr> <td>6-7</td> <td>FAILURES qualifier codes</td> </tr> </table>	Bit	Authority specified	0	ALL	1	SUCCESS		'00' READ		'01' UPDATE		'10' CONTROL		'11' ALTER	2	FAILURES		'00' READ		'01' UPDATE		'10' CONTROL		'11' ALTER	3	NONE	4-5	SUCCESS qualifier codes	6-7	FAILURES qualifier codes								
Bit	Authority specified																																									
0	ALL																																									
1	SUCCESS																																									
	'00' READ																																									
	'01' UPDATE																																									
	'10' CONTROL																																									
	'11' ALTER																																									
2	FAILURES																																									
	'00' READ																																									
	'01' UPDATE																																									
	'10' CONTROL																																									
	'11' ALTER																																									
3	NONE																																									
4-5	SUCCESS qualifier codes																																									
6-7	FAILURES qualifier codes																																									
		1	Binary	*Reserved for IBM's use																																						
		2	Binary	Flags for keywords specified: <table border="0"> <tr> <td>Bit</td> <td>Option specified</td> </tr> <tr> <td colspan="2">Byte 0</td> </tr> <tr> <td>0</td> <td>NOTIFY</td> </tr> <tr> <td>*1</td> <td>NONOTIFY</td> </tr> <tr> <td>2</td> <td>TVTOC</td> </tr> <tr> <td>*3</td> <td>NOTVTOC</td> </tr> <tr> <td>4</td> <td>TIMEZONE</td> </tr> <tr> <td>*5</td> <td>NOTIMEZONE</td> </tr> <tr> <td>6</td> <td>ADDCATEGORY</td> </tr> <tr> <td>*7</td> <td>DELCATEGORY</td> </tr> <tr> <td colspan="2">Byte 1</td> </tr> <tr> <td>0</td> <td>SECLEVEL</td> </tr> <tr> <td>*1</td> <td>NOSECLEVEL</td> </tr> <tr> <td>2</td> <td>FROM</td> </tr> <tr> <td>3</td> <td>FCLASS</td> </tr> <tr> <td>4</td> <td>FVOLUME</td> </tr> <tr> <td>5</td> <td>FGENERIC</td> </tr> <tr> <td>6</td> <td>SECLABEL</td> </tr> <tr> <td>7</td> <td>NOSECLABEL</td> </tr> </table>	Bit	Option specified	Byte 0		0	NOTIFY	*1	NONOTIFY	2	TVTOC	*3	NOTVTOC	4	TIMEZONE	*5	NOTIMEZONE	6	ADDCATEGORY	*7	DELCATEGORY	Byte 1		0	SECLEVEL	*1	NOSECLEVEL	2	FROM	3	FCLASS	4	FVOLUME	5	FGENERIC	6	SECLABEL	7	NOSECLABEL
Bit	Option specified																																									
Byte 0																																										
0	NOTIFY																																									
*1	NONOTIFY																																									
2	TVTOC																																									
*3	NOTVTOC																																									
4	TIMEZONE																																									
*5	NOTIMEZONE																																									
6	ADDCATEGORY																																									
*7	DELCATEGORY																																									
Byte 1																																										
0	SECLEVEL																																									
*1	NOSECLEVEL																																									
2	FROM																																									
3	FCLASS																																									
4	FVOLUME																																									
5	FGENERIC																																									
6	SECLABEL																																									
7	NOSECLABEL																																									
		2	Binary	Flags for keywords ignored because of insufficient authority: Same format as flags for keywords specified.																																						
		8	EBCDIC	User ID to be notified when profile denies access																																						
		44	EBCDIC	FROM resource name																																						

Event code dec(hex)	Command	Data length	Format	Description																				
21(15) (Cont.)	RDEFINE (Cont.)	6	EBCDIC	FROM volume volser																				
		8	EBCDIC	FROM class name																				
		1	Binary	LOGON days: <table border="0"> <tr> <td>Bit</td> <td>Day specified</td> </tr> <tr> <td>0</td> <td>Sunday</td> </tr> <tr> <td>1</td> <td>Monday</td> </tr> <tr> <td>2</td> <td>Tuesday</td> </tr> <tr> <td>3</td> <td>Wednesday</td> </tr> <tr> <td>4</td> <td>Thursday</td> </tr> <tr> <td>5</td> <td>Friday</td> </tr> <tr> <td>6</td> <td>Saturday</td> </tr> <tr> <td>7</td> <td>No keyword</td> </tr> </table>	Bit	Day specified	0	Sunday	1	Monday	2	Tuesday	3	Wednesday	4	Thursday	5	Friday	6	Saturday	7	No keyword		
		Bit	Day specified																					
		0	Sunday																					
		1	Monday																					
		2	Tuesday																					
		3	Wednesday																					
		4	Thursday																					
		5	Friday																					
6	Saturday																							
7	No keyword																							
3	packed	Logon time, packed. If no subkeyword, then binary zeros.																						
3	packed	Logoff time, packed. If no subkeyword, then binary zeros.																						
3	packed	TIMEZONE value: <table border="0"> <tr> <td>Bit</td> <td>Option specified</td> </tr> <tr> <td colspan="2">Byte 0</td> </tr> <tr> <td>0-7</td> <td>Reserved for IBM's use</td> </tr> <tr> <td colspan="2">Byte 1</td> </tr> <tr> <td>0-7</td> <td>Reserved for IBM's use</td> </tr> <tr> <td colspan="2">Byte 2</td> </tr> <tr> <td>0-3</td> <td>Reserved for IBM's use</td> </tr> <tr> <td>4-7</td> <td>Time zone</td> </tr> </table>	Bit	Option specified	Byte 0		0-7	Reserved for IBM's use	Byte 1		0-7	Reserved for IBM's use	Byte 2		0-3	Reserved for IBM's use	4-7	Time zone						
Bit	Option specified																							
Byte 0																								
0-7	Reserved for IBM's use																							
Byte 1																								
0-7	Reserved for IBM's use																							
Byte 2																								
0-3	Reserved for IBM's use																							
4-7	Time zone																							
44	EBCDIC	SECLEVEL name																						
8	EBCDIC	SECLABEL name																						
22(16)	RDELETE	2	Binary	Flags for class name: <table border="0"> <tr> <td>Bit</td> <td>Option specified</td> </tr> <tr> <td colspan="2">Byte 0</td> </tr> <tr> <td>0-3</td> <td>Reserved for IBM's use</td> </tr> <tr> <td>4</td> <td>DASDVOL</td> </tr> <tr> <td>5</td> <td>TAPEVOL</td> </tr> <tr> <td>6</td> <td>TERMINAL</td> </tr> <tr> <td>7</td> <td>Reserved for IBM's use</td> </tr> <tr> <td colspan="2">Byte 1</td> </tr> <tr> <td>0</td> <td>Generic resource name specified</td> </tr> <tr> <td>1-7</td> <td>Reserved for IBM's use</td> </tr> </table>	Bit	Option specified	Byte 0		0-3	Reserved for IBM's use	4	DASDVOL	5	TAPEVOL	6	TERMINAL	7	Reserved for IBM's use	Byte 1		0	Generic resource name specified	1-7	Reserved for IBM's use
				Bit	Option specified																			
				Byte 0																				
				0-3	Reserved for IBM's use																			
				4	DASDVOL																			
				5	TAPEVOL																			
				6	TERMINAL																			
				7	Reserved for IBM's use																			
				Byte 1																				
				0	Generic resource name specified																			
1-7	Reserved for IBM's use																							
23(17)	REMOVE	1	Binary	Flags for keywords specified: <table border="0"> <tr> <td>Bit</td> <td>Keyword specified</td> </tr> <tr> <td>0</td> <td>GROUP</td> </tr> <tr> <td>1</td> <td>OWNER</td> </tr> <tr> <td>2-7</td> <td>Reserved for IBM's use</td> </tr> </table>	Bit	Keyword specified	0	GROUP	1	OWNER	2-7	Reserved for IBM's use												
				Bit	Keyword specified																			
				0	GROUP																			
				1	OWNER																			
				2-7	Reserved for IBM's use																			
				1	Binary	Flags for keywords ignored because of insufficient authority: Same format as flags for keywords specified.																		
				8	EBCDIC	User ID (to be removed)																		
8	EBCDIC	Group name (GROUP keyword)																						
8	EBCDIC	User ID or group name (OWNER keyword)																						

Data type 6

Event code dec(hex)	Command	Data length	Format	Description																																																								
24(18)	SETROPTS	3	Binary	Flags for keywords specified: <table border="0"> <thead> <tr> <th>Bit</th> <th>Option specified</th> </tr> </thead> <tbody> <tr> <td colspan="2">Byte 0</td> </tr> <tr> <td>0</td> <td>TAPE</td> </tr> <tr> <td>1</td> <td>NOTAPE</td> </tr> <tr> <td>2</td> <td>INITSTATS</td> </tr> <tr> <td>3</td> <td>NOINITSTATS</td> </tr> <tr> <td>4</td> <td>SAUDIT</td> </tr> <tr> <td>5</td> <td>NOSAUDIT</td> </tr> <tr> <td>6</td> <td>STATISTICS</td> </tr> <tr> <td>7</td> <td>NOSTATISTICS</td> </tr> <tr> <td colspan="2">Byte 1</td> </tr> <tr> <td>0</td> <td>AUDIT</td> </tr> <tr> <td>1</td> <td>NOAUDIT</td> </tr> <tr> <td>2</td> <td>TERMINAL</td> </tr> <tr> <td>3</td> <td>NOTERMINAL</td> </tr> <tr> <td>4</td> <td>INTERVAL (PASSWORD)</td> </tr> <tr> <td>5</td> <td>CMDVIOL</td> </tr> <tr> <td>6</td> <td>NOCMDVIOL</td> </tr> <tr> <td>7</td> <td>DASD</td> </tr> <tr> <td colspan="2">Byte 2</td> </tr> <tr> <td>0</td> <td>NODASD</td> </tr> <tr> <td>1</td> <td>CLASSACT</td> </tr> <tr> <td>2</td> <td>NOCLASSACT</td> </tr> <tr> <td>3</td> <td>HISTORY or NOHISTORY</td> </tr> <tr> <td>4</td> <td>WARNING or NOWARNING</td> </tr> <tr> <td>5</td> <td>REVOKE or NOREVOKE</td> </tr> <tr> <td>6</td> <td>NORULES or RULEn</td> </tr> <tr> <td>7</td> <td>INACTIVE INTERVAL</td> </tr> </tbody> </table>	Bit	Option specified	Byte 0		0	TAPE	1	NOTAPE	2	INITSTATS	3	NOINITSTATS	4	SAUDIT	5	NOSAUDIT	6	STATISTICS	7	NOSTATISTICS	Byte 1		0	AUDIT	1	NOAUDIT	2	TERMINAL	3	NOTERMINAL	4	INTERVAL (PASSWORD)	5	CMDVIOL	6	NOCMDVIOL	7	DASD	Byte 2		0	NODASD	1	CLASSACT	2	NOCLASSACT	3	HISTORY or NOHISTORY	4	WARNING or NOWARNING	5	REVOKE or NOREVOKE	6	NORULES or RULEn	7	INACTIVE INTERVAL
Bit	Option specified																																																											
Byte 0																																																												
0	TAPE																																																											
1	NOTAPE																																																											
2	INITSTATS																																																											
3	NOINITSTATS																																																											
4	SAUDIT																																																											
5	NOSAUDIT																																																											
6	STATISTICS																																																											
7	NOSTATISTICS																																																											
Byte 1																																																												
0	AUDIT																																																											
1	NOAUDIT																																																											
2	TERMINAL																																																											
3	NOTERMINAL																																																											
4	INTERVAL (PASSWORD)																																																											
5	CMDVIOL																																																											
6	NOCMDVIOL																																																											
7	DASD																																																											
Byte 2																																																												
0	NODASD																																																											
1	CLASSACT																																																											
2	NOCLASSACT																																																											
3	HISTORY or NOHISTORY																																																											
4	WARNING or NOWARNING																																																											
5	REVOKE or NOREVOKE																																																											
6	NORULES or RULEn																																																											
7	INACTIVE INTERVAL																																																											
		3	Binary	Flags for keywords ignored because of insufficient authority: Same format as flags for keywords specified.																																																								
		1	Binary	Flags for STATISTICS or NOSTATISTICS keyword: <table border="0"> <thead> <tr> <th>Bit</th> <th>Option specified</th> </tr> </thead> <tbody> <tr> <td colspan="2">Byte 0</td> </tr> <tr> <td>0-2</td> <td>Reserved for IBM's use</td> </tr> <tr> <td>3</td> <td>DATASET</td> </tr> <tr> <td>4</td> <td>DASDVOL</td> </tr> <tr> <td>5</td> <td>TAPEVOL</td> </tr> <tr> <td>6</td> <td>TERMINAL</td> </tr> <tr> <td>7</td> <td>Reserved for IBM's use</td> </tr> </tbody> </table>	Bit	Option specified	Byte 0		0-2	Reserved for IBM's use	3	DATASET	4	DASDVOL	5	TAPEVOL	6	TERMINAL	7	Reserved for IBM's use																																								
Bit	Option specified																																																											
Byte 0																																																												
0-2	Reserved for IBM's use																																																											
3	DATASET																																																											
4	DASDVOL																																																											
5	TAPEVOL																																																											
6	TERMINAL																																																											
7	Reserved for IBM's use																																																											
		1	Binary	Flags for keywords ignored: <table border="0"> <thead> <tr> <th>Bit</th> <th>Keyword specified</th> </tr> </thead> <tbody> <tr> <td>0</td> <td>MODEL-GDG</td> </tr> <tr> <td>1</td> <td>MODEL-NOGDG</td> </tr> <tr> <td>2</td> <td>MODEL-USER</td> </tr> <tr> <td>3</td> <td>MODEL-NOUSER</td> </tr> <tr> <td>4</td> <td>MODEL-GROUP</td> </tr> <tr> <td>5</td> <td>MODEL-NOGROUP</td> </tr> <tr> <td>6</td> <td>GRPLIST</td> </tr> <tr> <td>7</td> <td>NOGRPLIST</td> </tr> </tbody> </table>	Bit	Keyword specified	0	MODEL-GDG	1	MODEL-NOGDG	2	MODEL-USER	3	MODEL-NOUSER	4	MODEL-GROUP	5	MODEL-NOGROUP	6	GRPLIST	7	NOGRPLIST																																						
Bit	Keyword specified																																																											
0	MODEL-GDG																																																											
1	MODEL-NOGDG																																																											
2	MODEL-USER																																																											
3	MODEL-NOUSER																																																											
4	MODEL-GROUP																																																											
5	MODEL-NOGROUP																																																											
6	GRPLIST																																																											
7	NOGRPLIST																																																											

Event code dec(hex)	Command	Data length	Format	Description																		
24(18) (Cont.)	SETROPTS (Cont.)	1	Binary	Flags for AUDIT or NOAUDIT keyword: <table border="1"> <thead> <tr> <th>Bit</th> <th>Option specified</th> </tr> </thead> <tbody> <tr><td>0</td><td>Reserved for IBM's use</td></tr> <tr><td>1</td><td>GROUP</td></tr> <tr><td>2</td><td>USER</td></tr> <tr><td>3</td><td>DATASET</td></tr> <tr><td>4</td><td>DASDVOL</td></tr> <tr><td>5</td><td>TAPEVOL</td></tr> <tr><td>6</td><td>TERMINAL</td></tr> <tr><td>7</td><td>Reserved for IBM's use</td></tr> </tbody> </table>	Bit	Option specified	0	Reserved for IBM's use	1	GROUP	2	USER	3	DATASET	4	DASDVOL	5	TAPEVOL	6	TERMINAL	7	Reserved for IBM's use
Bit	Option specified																					
0	Reserved for IBM's use																					
1	GROUP																					
2	USER																					
3	DATASET																					
4	DASDVOL																					
5	TAPEVOL																					
6	TERMINAL																					
7	Reserved for IBM's use																					
		1	Binary	Flags for keywords specified: <table border="1"> <thead> <tr> <th>Bit</th> <th>Option specified</th> </tr> </thead> <tbody> <tr><td>0</td><td>MODEL-GDG</td></tr> <tr><td>1</td><td>MODEL-NOGDG</td></tr> <tr><td>2</td><td>MODEL-USER</td></tr> <tr><td>3</td><td>MODEL-NOUSER</td></tr> <tr><td>4</td><td>MODEL-GROUP</td></tr> <tr><td>5</td><td>MODEL-NOGROUP</td></tr> <tr><td>6</td><td>GRPLIST</td></tr> <tr><td>7</td><td>NOGRPLIST</td></tr> </tbody> </table>	Bit	Option specified	0	MODEL-GDG	1	MODEL-NOGDG	2	MODEL-USER	3	MODEL-NOUSER	4	MODEL-GROUP	5	MODEL-NOGROUP	6	GRPLIST	7	NOGRPLIST
Bit	Option specified																					
0	MODEL-GDG																					
1	MODEL-NOGDG																					
2	MODEL-USER																					
3	MODEL-NOUSER																					
4	MODEL-GROUP																					
5	MODEL-NOGROUP																					
6	GRPLIST																					
7	NOGRPLIST																					
		1	Binary	Change-interval (INTERVAL keyword)																		
		1	Binary	Flags for TERMINAL keyword: <table border="1"> <thead> <tr> <th>Bit</th> <th>Option specified</th> </tr> </thead> <tbody> <tr><td>0-2</td><td>Reserved for IBM's use</td></tr> <tr><td>3</td><td>READ</td></tr> <tr><td>4-6</td><td>Reserved for IBM's use</td></tr> <tr><td>7</td><td>NONE</td></tr> </tbody> </table>	Bit	Option specified	0-2	Reserved for IBM's use	3	READ	4-6	Reserved for IBM's use	7	NONE								
Bit	Option specified																					
0-2	Reserved for IBM's use																					
3	READ																					
4-6	Reserved for IBM's use																					
7	NONE																					
		1	Binary	Flags for current statistics options after SETROPTS has executed: <table border="1"> <thead> <tr> <th>Bit</th> <th>Option specified</th> </tr> </thead> <tbody> <tr><td>0</td><td>Reserved for IBM's use</td></tr> <tr><td>1</td><td>Bypass RACINIT statistics</td></tr> <tr><td>2</td><td>Bypass data set statistics</td></tr> <tr><td>3</td><td>Bypass tape volume statistics</td></tr> <tr><td>4</td><td>Bypass DASD volume statistics</td></tr> <tr><td>5</td><td>Bypass terminal statistics</td></tr> <tr><td>6</td><td>Bypass ADSP attribute</td></tr> <tr><td>7</td><td>EGN in effect</td></tr> </tbody> </table>	Bit	Option specified	0	Reserved for IBM's use	1	Bypass RACINIT statistics	2	Bypass data set statistics	3	Bypass tape volume statistics	4	Bypass DASD volume statistics	5	Bypass terminal statistics	6	Bypass ADSP attribute	7	EGN in effect
Bit	Option specified																					
0	Reserved for IBM's use																					
1	Bypass RACINIT statistics																					
2	Bypass data set statistics																					
3	Bypass tape volume statistics																					
4	Bypass DASD volume statistics																					
5	Bypass terminal statistics																					
6	Bypass ADSP attribute																					
7	EGN in effect																					
		1	Binary	Flags for current audit options after SETROPTS has executed: <table border="1"> <thead> <tr> <th>Bit</th> <th>Option specified</th> </tr> </thead> <tbody> <tr><td>0</td><td>Reserved for IBM's use</td></tr> <tr><td>1</td><td>Log group class</td></tr> <tr><td>2</td><td>Log user class</td></tr> <tr><td>3</td><td>Log data set class</td></tr> <tr><td>4</td><td>Log DASD volume class</td></tr> <tr><td>5</td><td>Log tape volume class</td></tr> <tr><td>6</td><td>Log terminal class</td></tr> <tr><td>7</td><td>Reserved for IBM's use</td></tr> </tbody> </table>	Bit	Option specified	0	Reserved for IBM's use	1	Log group class	2	Log user class	3	Log data set class	4	Log DASD volume class	5	Log tape volume class	6	Log terminal class	7	Reserved for IBM's use
Bit	Option specified																					
0	Reserved for IBM's use																					
1	Log group class																					
2	Log user class																					
3	Log data set class																					
4	Log DASD volume class																					
5	Log tape volume class																					
6	Log terminal class																					
7	Reserved for IBM's use																					
		1	Binary	Reserved for IBM's use																		

Data type 6

Event code dec(hex)	Command	Data length	Format	Description																																
24(18) (Cont.)	SETROPTS (Cont.)	2	Binary	Flags for miscellaneous options after SETROPTS has executed: <table border="0"> <thead> <tr> <th>Bit</th> <th>Option specified</th> </tr> </thead> <tbody> <tr> <td colspan="2">Byte 0</td> </tr> <tr> <td>0</td> <td>Perform terminal authorization checking</td> </tr> <tr> <td>1</td> <td>Terminal UACC=NONE (if this bit is off, terminal UACC=READ)</td> </tr> <tr> <td>2</td> <td>Log RACF command violations</td> </tr> <tr> <td>3</td> <td>Log SPECIAL user activity</td> </tr> <tr> <td>5-7</td> <td>Reserved for IBM's use</td> </tr> <tr> <td colspan="2">Byte 1</td> </tr> <tr> <td>0</td> <td>Tape volume protection is in effect</td> </tr> <tr> <td>1</td> <td>DASD volume protection is in effect</td> </tr> <tr> <td>2</td> <td>Generic profile processing is in effect for the DATASET class</td> </tr> <tr> <td>3</td> <td>Generic command (GENCMD) processing is in effect for the DATASET class</td> </tr> <tr> <td>4</td> <td>REALDSN is in effect</td> </tr> <tr> <td>5</td> <td>JES-XBMALLRACF is in effect</td> </tr> <tr> <td>6</td> <td>JES-EARLYVERIFY is in effect</td> </tr> <tr> <td>7</td> <td>JES-BATCHALLRACF is in effect</td> </tr> </tbody> </table>	Bit	Option specified	Byte 0		0	Perform terminal authorization checking	1	Terminal UACC=NONE (if this bit is off, terminal UACC=READ)	2	Log RACF command violations	3	Log SPECIAL user activity	5-7	Reserved for IBM's use	Byte 1		0	Tape volume protection is in effect	1	DASD volume protection is in effect	2	Generic profile processing is in effect for the DATASET class	3	Generic command (GENCMD) processing is in effect for the DATASET class	4	REALDSN is in effect	5	JES-XBMALLRACF is in effect	6	JES-EARLYVERIFY is in effect	7	JES-BATCHALLRACF is in effect
Bit	Option specified																																			
Byte 0																																				
0	Perform terminal authorization checking																																			
1	Terminal UACC=NONE (if this bit is off, terminal UACC=READ)																																			
2	Log RACF command violations																																			
3	Log SPECIAL user activity																																			
5-7	Reserved for IBM's use																																			
Byte 1																																				
0	Tape volume protection is in effect																																			
1	DASD volume protection is in effect																																			
2	Generic profile processing is in effect for the DATASET class																																			
3	Generic command (GENCMD) processing is in effect for the DATASET class																																			
4	REALDSN is in effect																																			
5	JES-XBMALLRACF is in effect																																			
6	JES-EARLYVERIFY is in effect																																			
7	JES-BATCHALLRACF is in effect																																			
		1	Binary	Maximum password interval																																
		1	Binary	Password history generation value																																
		1	Binary	Password revoke value																																
		1	Binary	Password warning level																																
		80	Binary EBCDIC	Password syntax rules (eight rules). Each rule has the following basic format: <table border="0"> <thead> <tr> <th>Byte</th> <th>Description</th> </tr> </thead> <tbody> <tr> <td>0</td> <td>Starting length value</td> </tr> <tr> <td>1</td> <td>Ending length value</td> </tr> <tr> <td>2-9</td> <td>Character content rules for each of the eight possible positions. The character values are: L = Alphanumeric A = Alphabetic N = Numeric V = Vowel C = Consonant W = No vowels c = Mixed consonant m = Mixed numeric v = Mixed vowel \$ = National s = Special x = Mixed all * = Anything </td> </tr> </tbody> </table>	Byte	Description	0	Starting length value	1	Ending length value	2-9	Character content rules for each of the eight possible positions. The character values are: L = Alphanumeric A = Alphabetic N = Numeric V = Vowel C = Consonant W = No vowels c = Mixed consonant m = Mixed numeric v = Mixed vowel \$ = National s = Special x = Mixed all * = Anything																								
Byte	Description																																			
0	Starting length value																																			
1	Ending length value																																			
2-9	Character content rules for each of the eight possible positions. The character values are: L = Alphanumeric A = Alphabetic N = Numeric V = Vowel C = Consonant W = No vowels c = Mixed consonant m = Mixed numeric v = Mixed vowel \$ = National s = Special x = Mixed all * = Anything																																			
		1	Binary	User ID inactive interval																																

Event code dec(hex)	Command	Data length	Format	Description																																																								
24(18) (Cont.)	SETROPTS (Cont.)	3	Binary	Flags for keywords specified: <table border="0"> <thead> <tr> <th>Bit</th> <th>Option specified</th> </tr> </thead> <tbody> <tr> <td colspan="2">Byte 0</td> </tr> <tr> <td>0</td> <td>ADSP</td> </tr> <tr> <td>1</td> <td>NOADSP</td> </tr> <tr> <td>2</td> <td>GENERIC</td> </tr> <tr> <td>3</td> <td>NOGENERIC</td> </tr> <tr> <td>4</td> <td>GENCMD</td> </tr> <tr> <td>5</td> <td>NOGENCMD</td> </tr> <tr> <td>6</td> <td>GLOBAL</td> </tr> <tr> <td>7</td> <td>NOGLOBAL</td> </tr> <tr> <td colspan="2">Byte 1</td> </tr> <tr> <td>0</td> <td>PREFIX</td> </tr> <tr> <td>1</td> <td>NOPREFIX</td> </tr> <tr> <td>2</td> <td>REALDSN</td> </tr> <tr> <td>3</td> <td>NOREALDSN</td> </tr> <tr> <td>4</td> <td>JES-XBMALLRACF</td> </tr> <tr> <td>5</td> <td>JES-NOXBMALLRACF</td> </tr> <tr> <td>6</td> <td>JES-BATCHALLRACF</td> </tr> <tr> <td>7</td> <td>JES-NOBATCHALLRACF</td> </tr> <tr> <td colspan="2">Byte 2</td> </tr> <tr> <td>0</td> <td>JES-EARLYVERIFY</td> </tr> <tr> <td>1</td> <td>JES-NOEARLYVERIFY</td> </tr> <tr> <td>2</td> <td>REFRESH</td> </tr> <tr> <td>3</td> <td>PROTECTALL-WARNING</td> </tr> <tr> <td>4</td> <td>PROTECTALL-FAILURE</td> </tr> <tr> <td>5</td> <td>NOPROTECTALL</td> </tr> <tr> <td>6</td> <td>EGN in effect</td> </tr> <tr> <td>7</td> <td>NOEGN in effect</td> </tr> </tbody> </table>	Bit	Option specified	Byte 0		0	ADSP	1	NOADSP	2	GENERIC	3	NOGENERIC	4	GENCMD	5	NOGENCMD	6	GLOBAL	7	NOGLOBAL	Byte 1		0	PREFIX	1	NOPREFIX	2	REALDSN	3	NOREALDSN	4	JES-XBMALLRACF	5	JES-NOXBMALLRACF	6	JES-BATCHALLRACF	7	JES-NOBATCHALLRACF	Byte 2		0	JES-EARLYVERIFY	1	JES-NOEARLYVERIFY	2	REFRESH	3	PROTECTALL-WARNING	4	PROTECTALL-FAILURE	5	NOPROTECTALL	6	EGN in effect	7	NOEGN in effect
Bit	Option specified																																																											
Byte 0																																																												
0	ADSP																																																											
1	NOADSP																																																											
2	GENERIC																																																											
3	NOGENERIC																																																											
4	GENCMD																																																											
5	NOGENCMD																																																											
6	GLOBAL																																																											
7	NOGLOBAL																																																											
Byte 1																																																												
0	PREFIX																																																											
1	NOPREFIX																																																											
2	REALDSN																																																											
3	NOREALDSN																																																											
4	JES-XBMALLRACF																																																											
5	JES-NOXBMALLRACF																																																											
6	JES-BATCHALLRACF																																																											
7	JES-NOBATCHALLRACF																																																											
Byte 2																																																												
0	JES-EARLYVERIFY																																																											
1	JES-NOEARLYVERIFY																																																											
2	REFRESH																																																											
3	PROTECTALL-WARNING																																																											
4	PROTECTALL-FAILURE																																																											
5	NOPROTECTALL																																																											
6	EGN in effect																																																											
7	NOEGN in effect																																																											
3			Binary	Flags for keywords specified but ignored because of insufficient authority: Same format as flags for keywords specified.																																																								
8			EBCDIC	Single-level data set name prefix																																																								
3			Binary	Flags for keywords specified: <table border="0"> <thead> <tr> <th>Bit</th> <th>Keyword specified</th> </tr> </thead> <tbody> <tr> <td colspan="2">Byte 0</td> </tr> <tr> <td>0</td> <td>TAPEDSN</td> </tr> <tr> <td>1</td> <td>NOTAPEDSN</td> </tr> <tr> <td>2</td> <td>NOEOS</td> </tr> <tr> <td>3</td> <td>EOS</td> </tr> <tr> <td>4</td> <td>EOS-SECLEVEL</td> </tr> <tr> <td>5</td> <td>EOS-NOSECLEVEL</td> </tr> <tr> <td>6</td> <td>RETPD</td> </tr> <tr> <td>7</td> <td>WHEN</td> </tr> <tr> <td colspan="2">Byte 1</td> </tr> <tr> <td>0</td> <td>NOWHEN</td> </tr> <tr> <td>1</td> <td>OPERAUDIT</td> </tr> <tr> <td>2</td> <td>NOOPERAUDIT</td> </tr> <tr> <td>3</td> <td>RVARY SWITCH</td> </tr> <tr> <td>4</td> <td>RVARY ACTIVE/INACTIVE</td> </tr> <tr> <td>5</td> <td>ERASE-ALL</td> </tr> <tr> <td>6-7</td> <td>Reserved for IBM's use</td> </tr> <tr> <td colspan="2">Byte 2</td> </tr> <tr> <td>0-7</td> <td>Reserved for IBM's use</td> </tr> </tbody> </table>	Bit	Keyword specified	Byte 0		0	TAPEDSN	1	NOTAPEDSN	2	NOEOS	3	EOS	4	EOS-SECLEVEL	5	EOS-NOSECLEVEL	6	RETPD	7	WHEN	Byte 1		0	NOWHEN	1	OPERAUDIT	2	NOOPERAUDIT	3	RVARY SWITCH	4	RVARY ACTIVE/INACTIVE	5	ERASE-ALL	6-7	Reserved for IBM's use	Byte 2		0-7	Reserved for IBM's use																
Bit	Keyword specified																																																											
Byte 0																																																												
0	TAPEDSN																																																											
1	NOTAPEDSN																																																											
2	NOEOS																																																											
3	EOS																																																											
4	EOS-SECLEVEL																																																											
5	EOS-NOSECLEVEL																																																											
6	RETPD																																																											
7	WHEN																																																											
Byte 1																																																												
0	NOWHEN																																																											
1	OPERAUDIT																																																											
2	NOOPERAUDIT																																																											
3	RVARY SWITCH																																																											
4	RVARY ACTIVE/INACTIVE																																																											
5	ERASE-ALL																																																											
6-7	Reserved for IBM's use																																																											
Byte 2																																																												
0-7	Reserved for IBM's use																																																											

Data type 6

Event code dec(hex)	Command	Data length	Format	Description
24(18) (Cont.)	SETROPTS (Cont.)	3	Binary	Flags for keywords specified but ignored because of insufficient authority: Same format as flags for keywords specified.
		1	Binary	Erase on scratch security level
		2	Binary	Retention period
		1	Binary	Flags for miscellaneous options after SETROPTS processing: Bit Option specified Byte 0 0 PROTECTALL-WARNING 1 PROTECTALL-FAILURES 2 EOS 3 EOS-SECLEVEL 4 TAPEDSN 5 WHEN 6 EOS ALL IN EFFECT (erase everything) 7 Reserved for IBM's use
		5	Binary	Flags for keywords specified: Bit Option specified Byte 0 0-7 Reserved for IBM's use Byte 1 0 GENLIST 1 NOGENLIST 2 RACLIST 3 NORACLIST 4 SECLEVELAUDIT 5 NOSECLEVELAUDIT 6 SECLABELAUDIT 7 NOSECLABELAUDIT 8 SECLABELCONTROL 9 NOSECLABELCONTROL 10 MLQUIET 11 NOMLQUIET 12 MLSTABLE 13 NOMLSTABLE 14 GENERICOWNER 15 NOGENERICOWNER 16 SESSIONINTERVAL 17 NOSESSIONINTERVAL 18 JES NJEUSERID (user ID) 19 JES UNDEFINEDUSER (user ID) 20 COMPATMODE 21 NOCOMPATMODE 22 MLS WARNING 23 MLS FAILURES 24 NOMLS 25 MLACTIVE WARNING 26 MLACTIVE FAILURES 27 NOMLACTIVE 28 CATDSNS WARNING 29 CATDSNS FAILURES 30 NOCATDSNS 31 LOGOPTIONS

Event code dec(hex)	Command	Data length	Format	Description	
24(18) (Cont.)	SETROPTS (Cont.)	4	Binary	Flags for keywords specified but ignored because of insufficient authority: Same format as flags for keywords specified.	
		1	Binary	SECLEVEL audit value (auditing occurs for all resources having at least this value)	
		2	Binary	SESSIONINTERVAL interval	
		1	Binary	Log options for data set	
				Bit	Keyword specified
				0	ALWAYS
				1	NEVER
				2	SUCCESSSES
				3	FAILURES
				4	DEFAULT
				5–7	Reserved for IBM's use
		2	Binary	Current SETROPTS options for multilevel security	
				Bit	Keyword specified
				0	SECLABELAUDIT
				1	SECLABELCONTROL
		2	MLQUIET		
		3	MLSTABLE		
		4	GENERICOWNER		
		5	COMPATMODE		
		6	MLS WARNING		
		7	MLS FAILURES		
		8	MLACTIVE WARNING		
		9	MLACTIVE FAILURES		
		10	CATDSNS WARNING		
		11	CATDSNS FAILURES		
		12	APPLAUDIT		
		13	ADDCREATOR		
		14–15	Reserved for IBM's use		
8	EBCDIC	User ID for JES NJEUSERID			
8	EBCDIC	User ID for JES UNDEFINEDUSER			
1	Binary	Password MINCHANGE interval value			
1	EBCDIC	Reserved for IBM's use			
4	Binary	Flags for keywords specified			
		Bit	Keyword specified		
		0	Primary language specified		
		1	Secondary language specified		
		2	ADDCREATOR specified		
		3	NOADDCREATOR specified		
		4	LIST specified		
		5	KERBLVL specified		
		6	EIMREGISTRY specified		
		7	NOEIMREGISTRY specified		
		8	Password MINCHANGE specified		
		9	Password MIXEDCASE specified		
		10	Password NOMIXEDCASE specified		
		11	Password SPECIALCHARS specified		
		12	Password NOSPECIALCHARS specified		
		13	Password ALGORITHM specified		
		14	Password NOALGORITHM specified		
		15	Reserved for IBM's use		
		16	MLFSOBJ(ACTIVE) specified		
		17	MLFSOBJ(INACTIVE) specified		
		18	MLIPCOBJ(ACTIVE) specified		
		19	MLFSOBJ(INACTIVE) specified		
		20	MLNAMES specified		

Data type 6

Event code dec(hex)	Command	Data length	Format	Description	
24(18) (Cont.) (Cont.)	SETROPTS (Cont.)			21 NOMLNAMES specified	
				22 SECLBYSYSTEM specified	
				23 NOSECLBYSYSTEM specified	
				24–31 Reserved for IBM's use	
		4	Binary		Flags for keywords specified but ignored because of insufficient authority: same format as flags for keywords specified.
		3	EBCDIC		Primary language default
		3	EBCDIC		Secondary language default
		1	Binary		Flags for asterisk (*) specified
				Bit	Keyword specified
				0	Asterisk (*) specified for GENERIC
				1	Asterisk (*) specified for GLOBAL
				2	Asterisk (*) specified for AUDIT
				3	Asterisk (*) specified for STATISTICS
				4	Asterisk (*) specified for CLASSACT
				5	Asterisk (*) specified for GENCMD
				6	Asterisk (*) specified for LOGOPTIONS DEFAULT
				7	Reserved for IBM's use
		1	Binary		KERBLVL setting
		1	Binary		Current multilevel security options
				Bit	Keyword specified
		0	MLFSOBJ is active		
		1	MLPCOBJ is active		
		2	MLNAMES is active		
		3	SECLBYSYSTEM is active		
		4–7	Reserved for IBM's use		
1	Binary		Current minimum password change interval (MINCHANGE)		
1	Binary		Current options		
		Bit	Option		
		0	Mixed case passwords are allowed		
		1	Special characters are allowed in passwords		
		2–7	Reserved for IBM's use		
1	Binary		Password algorithm in effect		
		Bit	Meaning		
		0	Existing algorithm as indicated by ICHDEX01 (masking, DES, or installation-defined)		
		1	KDFAES		
75	EBCDIC		Reserved for IBM's use		

Event code dec(hex)	Command	Data length	Format	Description	
25(19)	RVARY	1	Binary	Flags for keywords specified:	
				Bit	Keyword specified
				0	ACTIVE
				1	INACTIVE
				2	NOTAPE
				3	NOCLASSACT
				4	SWITCH
				5	DATASET
				6	LIST
				7	NOLIST
1		1	Binary	Flags for other violations:	
				Bit	Violation
				0	Command denied by operator
				1	Nonzero code returned from RACF manager during ACTIVE processing
				2-7	Reserved for IBM's use
1		1	Binary	Flags for other keywords specified:	
				Bit	Keyword specified
				0	DATASHARE
				1	NODATASHARE

Data type 6

Event code dec(hex)	Command	Data length	Format	Description
59(3B)	RACLINK	20	EBCDIC	Phase identifier (1 of 3 values: LOCAL ISSUANCE, TARGET PROCESSING, or TARGET RESPONSE)
		2	Binary	Flags for keywords specified: Bit Option specified Byte 0 0 DEFINE 1 UNDEFINE 2 APPROVE 3–7 Reserved for IBM's use Byte 1 0 PEER 1 MANAGED 2 PWSYNC 3 NOPWSYNC 4 Password supplied 5–7 Reserved for IBM's use
		2	Binary	Reserved for IBM's use
		8	EBCDIC	Issuing node
		8	EBCDIC	Issuing user ID
		8	EBCDIC	Source user ID for association (from ID keyword)
		8	EBCDIC	Target node name
		8	EBCDIC	Target user ID
		8	EBCDIC	Target authorization ID (ID under whose authority the association was established)
		4	EBCDIC	Originating system's SMF ID from where LOCAL ISSUANCE occurred
		4	Binary	Original time stamp (local time) from when LOCAL ISSUANCE occurred
		4	Packed	Original date when LOCAL ISSUANCE occurred Note: The preceding 3 fields contain the LOCAL ISSUANCE information for all 3 phases.
		1	Binary	Status flags: Bit Status Byte 0 0 Association established 1 Association pending 2 Association deleted 3 Password supplied is not valid 4 Valid password supplied 5 Expired password supplied 6 Revoked user ID 7 Reserved for IBM's use Note: When the event code qualifier is 0, and the status flags indicate that no password was supplied and that the association is established, an authorization user ID was used from the association list. If the status flags indicate that no password was supplied and the association is pending, no user ID in the authorization list had the appropriate authority or no association list exists.

Event code dec(hex)	Command	Data length	Format	Description
66(42)	RACDCERT	4	Binary	Flags for keywords specified: Bit Keyword specified Byte 0 0 ADD 1 ALTER 2 DELETE 3 CONNECT 4 REMOVE 5 SITE 6 CERTAUTH 7 ICSF Byte 1 0 TRUST 1 NOTRUST 2 ADDRING 3 DELRING 4 USAGE(PERSONAL) 5 USAGE(SITE) 6 USAGE(CERTAUTH) 7 DEFAULT Byte 2 0 CONNECT(SITE) 1 CONNECT(CERTAUTH) 2 GENCERT 3 EXPORT 4 GENREQ 5 SIGNWITH(CERTAUTH... specified) 6 SIGNWITH(SITE... specified) 7 PASSWORD Byte 3 0 MAP 1 ALTMAP 2 DELMAP 3 MULTIID 4 HIGHTRUST 5 PCICC 6 DSA 7 FROMICSF
		8	EBCDIC	User ID (from ID keyword on RACDCERT)
		44	EBCDIC	Data set name
		32	EBCDIC	Label name
		8	EBCDIC	User ID (from ID sub-keyword)
		32	EBCDIC	WITHLABEL
		4	Binary	SIZE
		10	EBCDIC	NOTBEFORE(date) in the format yyyy/mm/dd
		8	EBCDIC	NOTBEFORE(time) in the format hh:mm:ss
		10	EBCDIC	NOTAFTER(date) in the format yyyy/mm/dd
		8	EBCDIC	NOTAFTER(time) in the format hh:mm:ss
		1	Binary	FORMAT X'01' CERTB64 X'02' CERTDER X'03' PKCS12B64 X'04' PKCS12DER X'05' PKCS7B64 X'06' PKCS7DER

Data type 6

Event code dec(hex)	Command	Data length	Format	Description
66(42) (Cont.)	RACDCERT (Cont.)	4	Binary	More flags for keywords specified: Bit Keyword specified Byte 0 0 ALTIP 1 ALTEMAIL 2 ALTDOMAIN 3 ALTURI 4 KUHANDSHAKE 5 KUDATAENCR 6 KUDOCSIGN 7 KUCERTSIGN Byte 1 0 REKEY 1 ROLLOVER 2 FORCE 3 ADDTOKEN 4 DELTOKEN 5 BIND 6 UNBIND 7 IMPORT Byte 2 0 NISTECC 1 BPECC 2 KUKEYAGREE 3 RSA 4 PKDS 5 TOKEN 6-7 Reserved for IBM's use Byte 3 0-7 Reserved for IBM's use
		4	Binary	SEQNUM
87(57)	RACMAP	4	Binary	Flags for keywords specified: Bit Keyword specified Byte 0 0 MAP 1 DELMAP 2 QUERY 3-7 Reserved for IBM's use Byte 1 0-7 Reserved for IBM's use Byte 2 0-7 Reserved for IBM's use Byte 3 0-7 Reserved for IBM's use
		8	EBCDIC	User ID
		32	EBCDIC	Label name

Record type 81: RACF initialization record

RACF writes record type 81 at the completion of the initialization of RACF. This record contains:

- Record type
- Time stamp (time and date)
- Processor identification
- Name of each RACF database

- Volume identification of each RACF database
- Unit name of the RACF database
- Data set name of the UADS data set
- Volume identification of the UADS data set
- RACF options
- The maximum password interval
- The default installation language codes in effect at IPL time.

The format of record type 81 is:

Offsets																			
Dec.	Hex.	Name	Length	Format	Description														
0	0	SMF81LEN	2	Binary	Record length.														
2	2	SMF81SEG	2	Binary	Segment descriptor.														
4	4	SMF81FLG	1	Binary	System indicator <table border="0"> <tr> <td>Bit</td> <td>Meaning when set</td> </tr> <tr> <td>0-2</td> <td>Reserved for IBM's use</td> </tr> <tr> <td>3</td> <td>MVS/</td> </tr> <tr> <td>4</td> <td>MVS/</td> </tr> <tr> <td>5</td> <td>MVS/</td> </tr> <tr> <td>6</td> <td>VS2</td> </tr> <tr> <td>7</td> <td>Reserved for IBM's use</td> </tr> </table> Note: For MVS/, bits 3, 4, 5, and 6 are on.	Bit	Meaning when set	0-2	Reserved for IBM's use	3	MVS/	4	MVS/	5	MVS/	6	VS2	7	Reserved for IBM's use
Bit	Meaning when set																		
0-2	Reserved for IBM's use																		
3	MVS/																		
4	MVS/																		
5	MVS/																		
6	VS2																		
7	Reserved for IBM's use																		
5	5	SMF81RTY	1	Binary	Record type: 81 (X'51').														
6	6	SMF81TME	4	Binary	Time of day, in hundredths of a second, that the record was moved to the SMF buffer.														
10	A	SMF81DTE	4	packed	Date that the record was moved to the SMF buffer, in the form <i>0cyydddF</i> (where <i>F</i> is the sign).														
14	E	SMF81SID	4	EBCDIC	System identification (from the SID parameter).														
18	12	SMF81RDS	44	EBCDIC	Data set name of the RACF database for this IPL (blanks if RACF is not active).														
62	3E	SMF81RVL	6	EBCDIC	Volume identification of RACF database. If the database is split among several DASD volumes, this field equals the first primary data set. If RACF is not active, this field is blank.														
68	44	SMF81RUN	3	EBCDIC	Unit name of RACF database; blanks if RACF is not active. Note: If the master RACF primary database is on a device whose address is greater than X'FFF', the field contains 'UCB' instead of the EBCDIC device name.														
71	47	SMF81UDS	44	EBCDIC	Data set name of the user attribute data set (UADS) data set for this IPL.														
115	73	SMF81UVL	6	EBCDIC	Volume identification of the user attribute data set (UADS) data set.														

SMF recordstype 81

Offsets																							
Dec.	Hex.	Name	Length	Format	Description																		
121	79	SMF81OPT	1	Binary	Options indicator <table border="0"> <thead> <tr> <th>Bit</th> <th>Meaning when set</th> </tr> </thead> <tbody> <tr> <td>0</td> <td>No RACROUTE REQUEST=VERIFY statistics are recorded</td> </tr> <tr> <td>1</td> <td>No DATASET statistics are recorded</td> </tr> <tr> <td>2</td> <td>RACROUTE REQUEST=VERIFY preprocessing exit routine, ICHRIX01, is active</td> </tr> <tr> <td>3</td> <td>RACROUTE REQUEST=AUTH preprocessing exit routine, ICHRCX01, is active</td> </tr> <tr> <td>4</td> <td>RACROUTE REQUEST=DEFINE preprocessing exit routine, ICHRDY01, is active</td> </tr> <tr> <td>5</td> <td>RACROUTE REQUEST=VERIFY postprocessing exit routine, ICHRIX02, is active</td> </tr> <tr> <td>6</td> <td>RACROUTE REQUEST=AUTH postprocessing exit routine, ICHRCX02, is active</td> </tr> <tr> <td>7</td> <td>New-password exit routine, ICHPWX01, is active</td> </tr> </tbody> </table>	Bit	Meaning when set	0	No RACROUTE REQUEST=VERIFY statistics are recorded	1	No DATASET statistics are recorded	2	RACROUTE REQUEST=VERIFY preprocessing exit routine, ICHRIX01, is active	3	RACROUTE REQUEST=AUTH preprocessing exit routine, ICHRCX01, is active	4	RACROUTE REQUEST=DEFINE preprocessing exit routine, ICHRDY01, is active	5	RACROUTE REQUEST=VERIFY postprocessing exit routine, ICHRIX02, is active	6	RACROUTE REQUEST=AUTH postprocessing exit routine, ICHRCX02, is active	7	New-password exit routine, ICHPWX01, is active
Bit	Meaning when set																						
0	No RACROUTE REQUEST=VERIFY statistics are recorded																						
1	No DATASET statistics are recorded																						
2	RACROUTE REQUEST=VERIFY preprocessing exit routine, ICHRIX01, is active																						
3	RACROUTE REQUEST=AUTH preprocessing exit routine, ICHRCX01, is active																						
4	RACROUTE REQUEST=DEFINE preprocessing exit routine, ICHRDY01, is active																						
5	RACROUTE REQUEST=VERIFY postprocessing exit routine, ICHRIX02, is active																						
6	RACROUTE REQUEST=AUTH postprocessing exit routine, ICHRCX02, is active																						
7	New-password exit routine, ICHPWX01, is active																						
122	7A	SMF81OP2	1	Binary	Options indicator 2 <table border="0"> <thead> <tr> <th>Bit</th> <th>Meaning when set</th> </tr> </thead> <tbody> <tr> <td>0</td> <td>No tape volume statistics are recorded</td> </tr> <tr> <td>1</td> <td>No DASD volume statistics are recorded</td> </tr> <tr> <td>2</td> <td>No terminal statistics are recorded</td> </tr> <tr> <td>3</td> <td>Command exit routine ICHCNX00 is active</td> </tr> <tr> <td>4</td> <td>Command exit routine ICHCCX00 is active</td> </tr> <tr> <td>5</td> <td>ADSP is not active</td> </tr> <tr> <td>6</td> <td>Encryption exit routine, ICHDEX01 is active</td> </tr> <tr> <td>7</td> <td>Naming convention table, ICHNCV00 is present.</td> </tr> </tbody> </table>	Bit	Meaning when set	0	No tape volume statistics are recorded	1	No DASD volume statistics are recorded	2	No terminal statistics are recorded	3	Command exit routine ICHCNX00 is active	4	Command exit routine ICHCCX00 is active	5	ADSP is not active	6	Encryption exit routine, ICHDEX01 is active	7	Naming convention table, ICHNCV00 is present.
Bit	Meaning when set																						
0	No tape volume statistics are recorded																						
1	No DASD volume statistics are recorded																						
2	No terminal statistics are recorded																						
3	Command exit routine ICHCNX00 is active																						
4	Command exit routine ICHCCX00 is active																						
5	ADSP is not active																						
6	Encryption exit routine, ICHDEX01 is active																						
7	Naming convention table, ICHNCV00 is present.																						
123	7B	SMF81OP3	1	Binary	Options indicator 3 <table border="0"> <thead> <tr> <th>Bit</th> <th>Meaning when set</th> </tr> </thead> <tbody> <tr> <td>0</td> <td>Tape volume protection is in effect.</td> </tr> <tr> <td>1</td> <td>No duplicate data set names are to be defined</td> </tr> <tr> <td>2</td> <td>DASD volume protection is in effect</td> </tr> <tr> <td>3</td> <td>Record contains version indicator</td> </tr> <tr> <td>4</td> <td>RACROUTE REQUEST=FASTAUTH preprocessing exit routine, ICHRFY01, is active</td> </tr> <tr> <td>5</td> <td>RACROUTE REQUEST=LIST pre- and postprocessing exit routine, ICHRLX01, is active</td> </tr> <tr> <td>6</td> <td>RACROUTE REQUEST=LIST selection exit routine, ICHRLX02, is active</td> </tr> <tr> <td>7</td> <td>RACROUTE REQUEST=DEFINE postprocessing exit routine, ICHRDY02, is active.</td> </tr> </tbody> </table>	Bit	Meaning when set	0	Tape volume protection is in effect.	1	No duplicate data set names are to be defined	2	DASD volume protection is in effect	3	Record contains version indicator	4	RACROUTE REQUEST=FASTAUTH preprocessing exit routine, ICHRFY01, is active	5	RACROUTE REQUEST=LIST pre- and postprocessing exit routine, ICHRLX01, is active	6	RACROUTE REQUEST=LIST selection exit routine, ICHRLX02, is active	7	RACROUTE REQUEST=DEFINE postprocessing exit routine, ICHRDY02, is active.
Bit	Meaning when set																						
0	Tape volume protection is in effect.																						
1	No duplicate data set names are to be defined																						
2	DASD volume protection is in effect																						
3	Record contains version indicator																						
4	RACROUTE REQUEST=FASTAUTH preprocessing exit routine, ICHRFY01, is active																						
5	RACROUTE REQUEST=LIST pre- and postprocessing exit routine, ICHRLX01, is active																						
6	RACROUTE REQUEST=LIST selection exit routine, ICHRLX02, is active																						
7	RACROUTE REQUEST=DEFINE postprocessing exit routine, ICHRDY02, is active.																						

Offsets					
Dec.	Hex.	Name	Length	Format	Description
124	7C	SMF81AOP	1	Binary	Audit options Bit Meaning when set 0 User class profile changes are being logged 1 Group class profile changes are being logged 2 Data set class profile changes are being logged 3 Tape volume class profile changes are being logged 4 DASD volume class profile changes are being logged 5 Terminal class profile changes are being logged 6 RACF command violations are being logged 7 SPECIAL user activity is being logged.
125	7D	SMF81AO2	1	Binary	Audit options 2 Bit Meaning when set 0 Operation user activity 1 Audit by security level is in effect 2-7 Reserved for IBM's use
126	7E	SMF81TMO	1	Binary	Terminal verification options indicator Bit Meaning when set 0 Terminal authorization checking is in effect 1 Universal access for undefined terminals is NONE; if not set, UACC=READ 2 REALDSN is in effect 3 JES-XBMALLRACF is in effect 4 JES-EARLYVERIFY is in effect 5 JES-BATCHALLRACF is in effect 6 RACROUTE REQUEST=FASTAUTH postprocessing exit routine, ICHREFX02, is active 7 Reserved for IBM's use
127	7F	SMF81PIV	1	Binary	Maximum password interval (0-254).
128	80	SMF81REL	2	Binary	Offset to the first relocate section from the beginning of the record header.
130	82	SMF81CNT	2	Binary	Number of relocate sections.
132	84	SMF81VER	1	Binary	Version indicator (6 = RACF Version 1, Release 7). As of RACF 1.8.1, SMF81VRM is used instead.
133	85	SMF81QL	8	EBCDIC	Single-level data set name.

SMF recordstype 81

Offsets																							
Dec.	Hex.	Name	Length	Format	Description																		
141	8D	SMF81OP4	1	Binary	Options indicator 4 <table border="0"> <thead> <tr> <th>Bit</th> <th>Meaning when set</th> </tr> </thead> <tbody> <tr> <td>0</td> <td>TAPEDSN is in effect</td> </tr> <tr> <td>1</td> <td>PROTECT-ALL is in effect</td> </tr> <tr> <td>2</td> <td>PROTECT-ALL warning is in effect</td> </tr> <tr> <td>3</td> <td>ERASE-ON-SCRATCH is in effect</td> </tr> <tr> <td>4</td> <td>ERASE-ON-SCRATCH by SECLEVEL is in effect</td> </tr> <tr> <td>5</td> <td>ERASE-ON-SCRATCH for all data sets is in effect</td> </tr> <tr> <td>6</td> <td>Enhanced generic naming is in effect</td> </tr> <tr> <td>7</td> <td>Record contains a version, release, and modification number (see SMF81VRM).</td> </tr> </tbody> </table>	Bit	Meaning when set	0	TAPEDSN is in effect	1	PROTECT-ALL is in effect	2	PROTECT-ALL warning is in effect	3	ERASE-ON-SCRATCH is in effect	4	ERASE-ON-SCRATCH by SECLEVEL is in effect	5	ERASE-ON-SCRATCH for all data sets is in effect	6	Enhanced generic naming is in effect	7	Record contains a version, release, and modification number (see SMF81VRM).
Bit	Meaning when set																						
0	TAPEDSN is in effect																						
1	PROTECT-ALL is in effect																						
2	PROTECT-ALL warning is in effect																						
3	ERASE-ON-SCRATCH is in effect																						
4	ERASE-ON-SCRATCH by SECLEVEL is in effect																						
5	ERASE-ON-SCRATCH for all data sets is in effect																						
6	Enhanced generic naming is in effect																						
7	Record contains a version, release, and modification number (see SMF81VRM).																						
142	8E	SMF81OP5	1	Binary	Options indicator 5 <table border="0"> <thead> <tr> <th>Bit</th> <th>Meaning when set</th> </tr> </thead> <tbody> <tr> <td>0</td> <td>Access control by program is in effect</td> </tr> <tr> <td>1</td> <td>ACEE compression/expansion exit IRRACX01 is active</td> </tr> <tr> <td>2</td> <td>RACROUTE REQUEST=FASTAUTH postprocessing exit ICHRFX04 is active</td> </tr> <tr> <td>3</td> <td>RACROUTE REQUEST=FASTAUTH preprocessing exit ICHRFX03 is active</td> </tr> <tr> <td>4</td> <td>SETROPTS NOADDCREATOR is active</td> </tr> <tr> <td>5</td> <td>IRREVSX01 exit is active Note: The IRREVSX01 exit point is defined to dynamic exit services. Bit 5 of SMF81OP5 indicates that an exit routine was active for this exit point at the time of the last IPL when the SMF record was written. The status can change either way multiple times throughout the life of the IPL. See the SET PROG operator command in <i>z/OS MVS System Commands</i> and the CSVDYNEX macro in <i>z/OS MVS Programming: Authorized Assembler Services Reference ALE-DYN</i> for more information.</td> </tr> <tr> <td>6</td> <td>ACEE compression/expansion exit IRRACX02 is active</td> </tr> <tr> <td>7</td> <td>Password exit routine, ICHDEX11 is active</td> </tr> </tbody> </table>	Bit	Meaning when set	0	Access control by program is in effect	1	ACEE compression/expansion exit IRRACX01 is active	2	RACROUTE REQUEST=FASTAUTH postprocessing exit ICHRFX04 is active	3	RACROUTE REQUEST=FASTAUTH preprocessing exit ICHRFX03 is active	4	SETROPTS NOADDCREATOR is active	5	IRREVSX01 exit is active Note: The IRREVSX01 exit point is defined to dynamic exit services. Bit 5 of SMF81OP5 indicates that an exit routine was active for this exit point at the time of the last IPL when the SMF record was written. The status can change either way multiple times throughout the life of the IPL. See the SET PROG operator command in <i>z/OS MVS System Commands</i> and the CSVDYNEX macro in <i>z/OS MVS Programming: Authorized Assembler Services Reference ALE-DYN</i> for more information.	6	ACEE compression/expansion exit IRRACX02 is active	7	Password exit routine, ICHDEX11 is active
Bit	Meaning when set																						
0	Access control by program is in effect																						
1	ACEE compression/expansion exit IRRACX01 is active																						
2	RACROUTE REQUEST=FASTAUTH postprocessing exit ICHRFX04 is active																						
3	RACROUTE REQUEST=FASTAUTH preprocessing exit ICHRFX03 is active																						
4	SETROPTS NOADDCREATOR is active																						
5	IRREVSX01 exit is active Note: The IRREVSX01 exit point is defined to dynamic exit services. Bit 5 of SMF81OP5 indicates that an exit routine was active for this exit point at the time of the last IPL when the SMF record was written. The status can change either way multiple times throughout the life of the IPL. See the SET PROG operator command in <i>z/OS MVS System Commands</i> and the CSVDYNEX macro in <i>z/OS MVS Programming: Authorized Assembler Services Reference ALE-DYN</i> for more information.																						
6	ACEE compression/expansion exit IRRACX02 is active																						
7	Password exit routine, ICHDEX11 is active																						
143	8F	SMF81RPD	2	Binary	System retention period in effect.																		
145	91	SMF81SLV	1	Binary	Security level for ERASE-ON-SCRATCH in effect.																		
146	92	SMF81SLC	1	Binary	Security level for auditing in effect.																		

Offsets																							
Dec.	Hex.	Name	Length	Format	Description																		
147	93	SMF81VRM	4	EBCDIC	FMID for RACF 2020 RACF 2.2 and OS/390 Security Server (RACF) V1 R2 2030 OS/390 Security Server (RACF) V1 R3 2040 OS/390 Security Server (RACF) V2 R4 2060 OS/390 Security Server (RACF) V2 R6 2608 OS/390 Security Server (RACF) V2 R8 7703 OS/390 Security Server (RACF) V2 R10 and z/OS Security Server (RACF) V1 R1 7705 z/OS Security Server (RACF) V1 R2 7706 z/OS Security Server (RACF) V1 R3 7707 z/OS Security Server (RACF) V1 R4 7708 z/OS Security Server (RACF) V1 R5 7709 z/OS Security Server (RACF) V1 R6 7720 z/OS Security Server (RACF) V1 R7 7730 z/OS Security Server (RACF) V1 R8 7740 z/OS Security Server (RACF) V1 R9 7750 z/OS Security Server (RACF) V1 R10 7760 z/OS Security Server (RACF) V1 R11 7770 z/OS Security Server (RACF) V1 R12 7780 z/OS Security Server (RACF) V1 R13 7790 z/OS Security Server (RACF) V2 R1 77A0 z/OS Security Server (RACF) V2 R2																		
151	97	SMF81BOP	1	Binary	SETROPTS options. <table border="0"> <thead> <tr> <th>Bit</th> <th>Meaning when set</th> </tr> </thead> <tbody> <tr> <td>0</td> <td>SECLABELCONTROL is in effect</td> </tr> <tr> <td>1</td> <td>CATDSNS is in effect</td> </tr> <tr> <td>2</td> <td>MLQUIET is in effect</td> </tr> <tr> <td>3</td> <td>MLSTABLE is in effect</td> </tr> <tr> <td>4</td> <td>MLS is in effect</td> </tr> <tr> <td>5</td> <td>MLACTIVE is in effect</td> </tr> <tr> <td>6</td> <td>GENERICOWNER is in effect</td> </tr> <tr> <td>7</td> <td>SECLABELAUDIT is in effect.</td> </tr> </tbody> </table>	Bit	Meaning when set	0	SECLABELCONTROL is in effect	1	CATDSNS is in effect	2	MLQUIET is in effect	3	MLSTABLE is in effect	4	MLS is in effect	5	MLACTIVE is in effect	6	GENERICOWNER is in effect	7	SECLABELAUDIT is in effect.
Bit	Meaning when set																						
0	SECLABELCONTROL is in effect																						
1	CATDSNS is in effect																						
2	MLQUIET is in effect																						
3	MLSTABLE is in effect																						
4	MLS is in effect																						
5	MLACTIVE is in effect																						
6	GENERICOWNER is in effect																						
7	SECLABELAUDIT is in effect.																						
152	98	SMF81SIN	2	Binary	Partner LU-verification session key interval.																		
154	9A	SMF81JSY	8	EBCDIC	JES NJE NAME user ID.																		
162	A2	SMF81JUN	8	EBCDIC	JES UNDEFINEDUSER user ID.																		
170	AA	SMF81BOX	1	Binary	SETROPTS option extensions. <table border="0"> <thead> <tr> <th>Bit</th> <th>Meaning when set</th> </tr> </thead> <tbody> <tr> <td>0</td> <td>COMPATMODE is in effect</td> </tr> <tr> <td>1</td> <td>CATDSNS failures are in effect</td> </tr> <tr> <td>2</td> <td>MLS failures are in effect</td> </tr> <tr> <td>3</td> <td>MLACTIVE failures are in effect</td> </tr> <tr> <td>4</td> <td>APPLAUDIT in effect</td> </tr> <tr> <td>5</td> <td>Zero (0) equals default RVAR Y SWITCH password in effect. One (1) equals installation-defined RVAR Y SWITCH password in effect.</td> </tr> <tr> <td>6</td> <td>Zero (0) equals default RVAR Y STATUS password in effect. One (1) equals installation-defined RVAR Y STATUS password in effect.</td> </tr> <tr> <td>7</td> <td>Reserved for IBM's use</td> </tr> </tbody> </table>	Bit	Meaning when set	0	COMPATMODE is in effect	1	CATDSNS failures are in effect	2	MLS failures are in effect	3	MLACTIVE failures are in effect	4	APPLAUDIT in effect	5	Zero (0) equals default RVAR Y SWITCH password in effect. One (1) equals installation-defined RVAR Y SWITCH password in effect.	6	Zero (0) equals default RVAR Y STATUS password in effect. One (1) equals installation-defined RVAR Y STATUS password in effect.	7	Reserved for IBM's use
Bit	Meaning when set																						
0	COMPATMODE is in effect																						
1	CATDSNS failures are in effect																						
2	MLS failures are in effect																						
3	MLACTIVE failures are in effect																						
4	APPLAUDIT in effect																						
5	Zero (0) equals default RVAR Y SWITCH password in effect. One (1) equals installation-defined RVAR Y SWITCH password in effect.																						
6	Zero (0) equals default RVAR Y STATUS password in effect. One (1) equals installation-defined RVAR Y STATUS password in effect.																						
7	Reserved for IBM's use																						

SMF recordstype 81

Offsets																			
Dec.	Hex.	Name	Length	Format	Description														
171	AB	SMF81PRI	3	EBCDIC	Default primary language for an installation.														
172	AC	SMF81SEC	3	EBCDIC	Default secondary language for an installation.														
177	B1	SMF81KBL	1	Binary	Level of KERB segment processing in effect.														
178	B2	SMF81PMN	1	Signed	Minimum days between password changes														
179	B3	SMF81OP6	1	Binary	Options indicator 6 <table border="0"> <tr> <td>Bit</td> <td>Meaning when set</td> </tr> <tr> <td>0</td> <td>Mixed case passwords</td> </tr> <tr> <td>1</td> <td>New password phrase installation exit is active</td> </tr> <tr> <td>2</td> <td>Field validation exit point (IRRVAF01) for custom fields is active</td> </tr> <tr> <td colspan="2">Note: The IRRVAF01 exit point is defined to dynamic exit services. Bit 2 of SMF810P6 indicates that an exit routine was active for this exit point at the time of the last IPL when the SMF record was written. The status can change either way multiple times throughout the life of the IPL. See <i>z/OS Security Server RACF System Programmer's Guide</i> for more information.</td> </tr> <tr> <td>3</td> <td>Special characters allowed in passwords</td> </tr> <tr> <td>4-7</td> <td>Reserved for IBM's use</td> </tr> </table>	Bit	Meaning when set	0	Mixed case passwords	1	New password phrase installation exit is active	2	Field validation exit point (IRRVAF01) for custom fields is active	Note: The IRRVAF01 exit point is defined to dynamic exit services. Bit 2 of SMF810P6 indicates that an exit routine was active for this exit point at the time of the last IPL when the SMF record was written. The status can change either way multiple times throughout the life of the IPL. See <i>z/OS Security Server RACF System Programmer's Guide</i> for more information.		3	Special characters allowed in passwords	4-7	Reserved for IBM's use
Bit	Meaning when set																		
0	Mixed case passwords																		
1	New password phrase installation exit is active																		
2	Field validation exit point (IRRVAF01) for custom fields is active																		
Note: The IRRVAF01 exit point is defined to dynamic exit services. Bit 2 of SMF810P6 indicates that an exit routine was active for this exit point at the time of the last IPL when the SMF record was written. The status can change either way multiple times throughout the life of the IPL. See <i>z/OS Security Server RACF System Programmer's Guide</i> for more information.																			
3	Special characters allowed in passwords																		
4-7	Reserved for IBM's use																		
180	B4	SMF81ML2	1	Binary	More SETROPTS options <table border="0"> <tr> <td>Bit</td> <td>Meaning when set</td> </tr> <tr> <td>0</td> <td>MLFSOBJ is active</td> </tr> <tr> <td>1</td> <td>MLPCOBJ is active</td> </tr> <tr> <td>2</td> <td>MLNAMES is active</td> </tr> <tr> <td>3</td> <td>SECLBYSYSTEM is active</td> </tr> <tr> <td>4-7</td> <td>Reserved for IBM's use</td> </tr> </table>	Bit	Meaning when set	0	MLFSOBJ is active	1	MLPCOBJ is active	2	MLNAMES is active	3	SECLBYSYSTEM is active	4-7	Reserved for IBM's use		
Bit	Meaning when set																		
0	MLFSOBJ is active																		
1	MLPCOBJ is active																		
2	MLNAMES is active																		
3	SECLBYSYSTEM is active																		
4-7	Reserved for IBM's use																		
181	B5	SMF81ALG	1	Binary	Password encryption algorithm in effect. <table border="0"> <tr> <td>Value</td> <td>Meaning</td> </tr> <tr> <td>0</td> <td>Indicates LEGACY</td> </tr> <tr> <td>1</td> <td>Indicates KDFAES</td> </tr> </table>	Value	Meaning	0	Indicates LEGACY	1	Indicates KDFAES								
Value	Meaning																		
0	Indicates LEGACY																		
1	Indicates KDFAES																		
182	B6		73		Reserved for IBM's use														
Relocate section:																			
0	0	SMF81DTP	1	Binary	Data type.														
1	1	SMF81DLN	1	Binary	Length of data that follows.														
2	2	SMF81DTA	1-255	mixed	Data.														

Record type 83: Security events

Record type 83 is a processing record for auditing security related events. A security event can be an authentication or authorization attempt. The service detecting the event may be RACF or another z/OS component. The specific component is identified by the product section of the SMF type 83 record.

Notes:

1. Subtype 1 - Record type 83 subtype 1 is a RACF processing record for auditing data sets that are affected by a RACF command (ADDSD, ALTDSD, and DELDSD) that caused the security label to be changed. These records are generated when SETROPTS MLACTIVE is in effect and a RACF command

(ALTDSD, ADDSD, DELDSD) has been issued that changed the security label of a data set profile. The SMF type 83 subtype 1 record contains the names of the cataloged data sets affected by the security label change.

A link value is contained in both the SMF type 80 record for the RACF command and the SMF type 83 subtype 1 record. The link value is used to connect the list of data set names affected by the security label change with the RACF command that caused the change.

The event codes and qualifiers for record type 83 subtype 1 are the same as for type 80 records.

2. Subtype 2 - SMF type 83 subtype 2 records contain Enterprise Identity Mapping (EIM) audit data.
3. Subtype 3 - SMF type 83 subtype 3 records contain LDAP audit data.
4. Subtype 4 - SMF type 83 subtype 4 records contain information from the R_auditx remote auditing service. For more information about SMF type 83 audit records, see the R_auditx (IRRSAX00 or IRRSAX64): Audit a security-related event chapter in *z/OS Security Server RACF Callable Services*.
5. Subtype 5 - SMF type 83 subtype 5 records contain WebSphere® audit data.
6. Subtype 6 - SMF type 83 subtype 6 records contain TKLM audit data.

The format is:

Offsets																							
Dec.	Hex.	Name	Length	Format	Description																		
0	0	SMF83LEN	2	Binary	Record length.																		
2	2	SMF83SEG	2	Binary	Segment descriptor.																		
4	4	SMF83FLG	1	Binary	System indicator <table border="0"> <thead> <tr> <th>Bit</th> <th>Meaning when set</th> </tr> </thead> <tbody> <tr> <td>0</td> <td>Subsystem identification follows system identification</td> </tr> <tr> <td>1</td> <td>Subtypes used</td> </tr> <tr> <td>2</td> <td>Reserved for IBM's use</td> </tr> <tr> <td>3</td> <td>MVS/</td> </tr> <tr> <td>4</td> <td>MVS/</td> </tr> <tr> <td>5</td> <td>MVS/</td> </tr> <tr> <td>6</td> <td>VS2</td> </tr> <tr> <td>7</td> <td>Reserved for IBM's use.</td> </tr> </tbody> </table> Note: For MVS/, bits 3, 4, 5, and 6 are on.	Bit	Meaning when set	0	Subsystem identification follows system identification	1	Subtypes used	2	Reserved for IBM's use	3	MVS/	4	MVS/	5	MVS/	6	VS2	7	Reserved for IBM's use.
Bit	Meaning when set																						
0	Subsystem identification follows system identification																						
1	Subtypes used																						
2	Reserved for IBM's use																						
3	MVS/																						
4	MVS/																						
5	MVS/																						
6	VS2																						
7	Reserved for IBM's use.																						
5	5	SMF83RTY	1	Binary	Record type: 83 (X'53').																		
6	6	SMF83TME	4	Binary	Time of day, in hundredths of a second, that the record was moved to the SMF buffer.																		
10	A	SMF83DTE	4	EBCDIC	Date that the record was moved to the SMF buffer, in the form <i>OcyyddF</i> (where <i>F</i> is the sign).																		
14	E	SMF83SID	4	EBCDIC	System identification (from the SID parameter).																		
18	12	SMF83SSI	4	EBCDIC	Subsystem identification RACF.																		
22	16	SMF83TYP	2	Binary	Record subtype 1 See "Subtype 1" on page 119 2 See "Subtype 2 and above" on page 121																		
24	18	SMF83TRP	2	Binary	Number of triplets.																		
26	1A	SMF83XXX	2		Reserved for IBM's use.																		
28	1C	SMF83OPD	4	Binary	Offset to product section.																		

SMF recordstype 83

Offsets					
Dec.	Hex.	Name	Length	Format	Description
32	20	SMF83LPD	2	Binary	Length of product section.
34	22	SMF83NPD	2	Binary	Number of product sections.
36	24	SMF83OD1	4	Binary	Offset to security section.
40	28	SMF83LD1	2	Binary	Length of security section.
42	2A	SMF83ND1	2	Binary	Number of security sections.
44	2C	SMF83OD2	4	Binary	Offset to relocate section.
48	30	SMF83LD2	2	Binary	Length of relocate section.
50	32	SMF83ND2	2	Binary	Number of relocate sections.
Product section: See "Product section" for details.					
Security section: See "Security section" for details.					
Relocate sections: See "Relocate sections" on page 123 for details.					

Product section

The product section exists in all SMF type 83 records. It is completed for subtype 1 records.

The product section in the record can be located by adding the SMF83OPD field to the beginning of the SMF record.

The product section is mapped in the following table.

Table 3. RACF SMF type 83 record product section

Offsets					
Dec.	Hex.	Name	Length	Format	Description
0	0	SMF83RVN	4	EBCDIC	Product version, release, and modification level number.
4	4	SMF83PNM	4	EBCDIC	Product name

Security section

The security section is common to all record type 83 subtypes. It identifies the specific event and the result.

The information in the security section and the relocate sections provide additional information about the event.

- The user identity or identities used by the product or component for purposes of the authentication or authorization request
- The authority required for the request to succeed
- The authority the user has
- The reasons for logging the event
 1. includes the user identity used to determine why to log
 2. includes the resource used to determine why to log

Any authentication or authorization request may succeed or fail because of one of several authority checks that grant access to the system or resource. The information in the audit record is limited to the specific authority check that succeeded or failed. The audit record does not contain all of the authorities the user has or all of the authorities that could allow access to the system or resource.

The security section in the record can be located by adding the SMF83OD1 field to the beginning of the SMF record

Subtype 1

Offsets																							
Dec.	Hex.	Name	Length	Format	Description																		
Security section:																							
0	0	SMF83LNK	4	Binary	Same LINK value as that in the SMF type 80 record for the associated command. Connects the data set names in type 83 records with the RACF command that caused the security label change.																		
4	4	SMF83DES	2	Binary	Descriptor flags <table border="0"> <thead> <tr> <th>Bit</th> <th>Meaning when set</th> </tr> </thead> <tbody> <tr> <td>0</td> <td>The event is a violation</td> </tr> <tr> <td>1</td> <td>User is not defined to RACF</td> </tr> <tr> <td>2</td> <td>Record contains a version indicator (see SMF83VER)</td> </tr> <tr> <td>3</td> <td>The event is a warning</td> </tr> <tr> <td>4</td> <td>Record contains a version, release, and modification level number (see SMF83VRM)</td> </tr> <tr> <td>5-15</td> <td>Reserved for IBM's use.</td> </tr> </tbody> </table>	Bit	Meaning when set	0	The event is a violation	1	User is not defined to RACF	2	Record contains a version indicator (see SMF83VER)	3	The event is a warning	4	Record contains a version, release, and modification level number (see SMF83VRM)	5-15	Reserved for IBM's use.				
Bit	Meaning when set																						
0	The event is a violation																						
1	User is not defined to RACF																						
2	Record contains a version indicator (see SMF83VER)																						
3	The event is a warning																						
4	Record contains a version, release, and modification level number (see SMF83VRM)																						
5-15	Reserved for IBM's use.																						
6	6	SMF83EVT	1	Binary	Event code.																		
7	7	SMF83EVQ	1	Binary	Event code qualifier.																		
8	8	SMF83USR	8	EBCDIC	Identifier of the user associated with this event (jobname is used if the user is not defined to RACF).																		
16	10	SMF83GRP	8	EBCDIC	Group to which the user was connected (stepname is used if the user is not defined to RACF).																		
24	18	SMF83REL	2	Binary	Offset to the first relocate section from beginning of record header.																		
26	1A	SMF83CNT	2	Binary	Count of the number of relocate sections.																		
28	1C	SMF83ATH	1	Binary	Authorities used for executing commands or accessing resources <table border="0"> <thead> <tr> <th>Bit</th> <th>Meaning when set</th> </tr> </thead> <tbody> <tr> <td>0</td> <td>Normal authority check (resource access)</td> </tr> <tr> <td>1</td> <td>SPECIAL attribute (command processing)</td> </tr> <tr> <td>2</td> <td>OPERATIONS attribute (resource access, command processing)</td> </tr> <tr> <td>3</td> <td>AUDITOR attribute (command processing)</td> </tr> <tr> <td>4</td> <td>Installation exit processing (resource access)</td> </tr> <tr> <td>5</td> <td>Failsoft processing (resource access)</td> </tr> <tr> <td>6</td> <td>Bypassed-user ID = *BYPASS* (resource access)</td> </tr> <tr> <td>7</td> <td>Trusted attribute (resource access).</td> </tr> </tbody> </table>	Bit	Meaning when set	0	Normal authority check (resource access)	1	SPECIAL attribute (command processing)	2	OPERATIONS attribute (resource access, command processing)	3	AUDITOR attribute (command processing)	4	Installation exit processing (resource access)	5	Failsoft processing (resource access)	6	Bypassed-user ID = *BYPASS* (resource access)	7	Trusted attribute (resource access).
Bit	Meaning when set																						
0	Normal authority check (resource access)																						
1	SPECIAL attribute (command processing)																						
2	OPERATIONS attribute (resource access, command processing)																						
3	AUDITOR attribute (command processing)																						
4	Installation exit processing (resource access)																						
5	Failsoft processing (resource access)																						
6	Bypassed-user ID = *BYPASS* (resource access)																						
7	Trusted attribute (resource access).																						

SMF recordstype 83

Offsets																							
Dec.	Hex.	Name	Length	Format	Description																		
29	1D	SMF83REA	1	Binary	Reason for logging. These flags indicate the reason RACF produced the SMF record <table border="0"> <tr> <td>Bit</td> <td>Meaning when set</td> </tr> <tr> <td>0</td> <td>SETROPTS AUDIT(class) changes to this class of profile are being audited.</td> </tr> <tr> <td>1</td> <td>User being audited</td> </tr> <tr> <td>2</td> <td>SPECIAL users being audited</td> </tr> <tr> <td>3</td> <td>Access to the resource is being audited because of the AUDIT option (specified when profile created or altered by a RACF command), a logging request from the RACHECK exit routine, or because the operator granted access during failsoft processing.</td> </tr> <tr> <td>4</td> <td>RACINIT failure</td> </tr> <tr> <td>5</td> <td>This command is always audited</td> </tr> <tr> <td>6</td> <td>Violation detected in command and CMDVIOL is in effect</td> </tr> <tr> <td>7</td> <td>Access to entity being audited because of GLOBALAUDIT option.</td> </tr> </table>	Bit	Meaning when set	0	SETROPTS AUDIT(class) changes to this class of profile are being audited.	1	User being audited	2	SPECIAL users being audited	3	Access to the resource is being audited because of the AUDIT option (specified when profile created or altered by a RACF command), a logging request from the RACHECK exit routine, or because the operator granted access during failsoft processing.	4	RACINIT failure	5	This command is always audited	6	Violation detected in command and CMDVIOL is in effect	7	Access to entity being audited because of GLOBALAUDIT option.
Bit	Meaning when set																						
0	SETROPTS AUDIT(class) changes to this class of profile are being audited.																						
1	User being audited																						
2	SPECIAL users being audited																						
3	Access to the resource is being audited because of the AUDIT option (specified when profile created or altered by a RACF command), a logging request from the RACHECK exit routine, or because the operator granted access during failsoft processing.																						
4	RACINIT failure																						
5	This command is always audited																						
6	Violation detected in command and CMDVIOL is in effect																						
7	Access to entity being audited because of GLOBALAUDIT option.																						
30	1E	SMF83TLV	1	Binary	Terminal level number of foreground user (zero if not available).																		
31	1F	SMF83ERR	1	Binary	Command processing error flag <table border="0"> <tr> <td>Bit</td> <td>Meaning when set</td> </tr> <tr> <td>0</td> <td>Command had error and RACF could not back out some changes</td> </tr> <tr> <td>1</td> <td>No profile updates were made because of error in RACF processing</td> </tr> <tr> <td>2-7</td> <td>Reserved for IBM's use.</td> </tr> </table>	Bit	Meaning when set	0	Command had error and RACF could not back out some changes	1	No profile updates were made because of error in RACF processing	2-7	Reserved for IBM's use.										
Bit	Meaning when set																						
0	Command had error and RACF could not back out some changes																						
1	No profile updates were made because of error in RACF processing																						
2-7	Reserved for IBM's use.																						
32	20	SMF83TRM	8	EBCDIC	Terminal ID of foreground user (zero if not available).																		
40	28	SMF83JBN	8	EBCDIC	Job name. For RACROUTE REQUEST=VERIFY and RACROUTE REQUEST=VERIFYX records for batch jobs, this field can be zero.																		
48	30	SMF83RST	4	Binary	Time, in hundredths of a second that the reader recognized the JOB statement for this job for RACROUTE REQUEST=VERIFY and RACROUTE REQUEST=VERIFYX records for batch jobs, this field can be zero.																		
52	34	SMF83RSD	4	packed	Date the reader recognized the JOB statement for this job in the form <i>OcyyddF</i> (where <i>F</i> is the sign) for RACROUTE REQUEST=VERIFY and RACROUTE REQUEST=VERIFYX records for batch jobs, this field can be zero.																		
56	38	SMF83UID	8	EBCDIC	User identification field from the SMF common exit parameter area. For RACROUTE REQUEST=VERIFY and RACROUTE REQUEST=VERIFYX records for batch jobs, this field can be zero.																		
64	40	SMF83VER	1	Binary	Version indicator 8 = Version 1, Release 8 or later. As of RACF 1.8.1, SMF83VRM is used instead.																		

Offsets																	
Dec.	Hex.	Name	Length	Format	Description												
65	41	SMF83RE2	1	Binary	Additional reasons for logging <table border="0"> <thead> <tr> <th>Bit</th> <th>Meaning when set</th> </tr> </thead> <tbody> <tr> <td>0</td> <td>Security level control for auditing</td> </tr> <tr> <td>1</td> <td>Auditing by LOGOPTIONS</td> </tr> <tr> <td>2</td> <td>Audited because of SETROPTS SECLABELAUDIT</td> </tr> <tr> <td>3</td> <td>Class being audited because of SETROPTS COMPATMODE</td> </tr> <tr> <td>4-7</td> <td>Reserved for IBM's use.</td> </tr> </tbody> </table>	Bit	Meaning when set	0	Security level control for auditing	1	Auditing by LOGOPTIONS	2	Audited because of SETROPTS SECLABELAUDIT	3	Class being audited because of SETROPTS COMPATMODE	4-7	Reserved for IBM's use.
Bit	Meaning when set																
0	Security level control for auditing																
1	Auditing by LOGOPTIONS																
2	Audited because of SETROPTS SECLABELAUDIT																
3	Class being audited because of SETROPTS COMPATMODE																
4-7	Reserved for IBM's use.																
66	42	SMF83VRM	4	EBCDIC	FMID for RACF 2020 RACF 2.2 and OS/390 Security Server (RACF) V1 R2 2030 OS/390 Security Server (RACF) V1 R3 2040 OS/390 Security Server (RACF) V2 R4 2060 OS/390 Security Server (RACF) V2 R6 2608 OS/390 Security Server (RACF) V2 R8 7703 OS/390 Security Server (RACF) V2 R10 and z/OS Security Server (RACF) V1 R1 7705 z/OS Security Server (RACF) V1 R2 7706 z/OS Security Server (RACF) V1 R3 7707 z/OS Security Server (RACF) V1 R4 7708 z/OS Security Server (RACF) V1 R5 7709 z/OS Security Server (RACF) V1 R6 7720 z/OS Security Server (RACF) V1 R7 7730 z/OS Security Server (RACF) V1 R8 7740 z/OS Security Server (RACF) V1 R9 7750 z/OS Security Server (RACF) V1 R10 7760 z/OS Security Server (RACF) V1 R11 7770 z/OS Security Server (RACF) V1 R12 7780 z/OS Security Server (RACF) V1 R13 7790 z/OS Security Server (RACF) V2 R1 77A0 z/OS Security Server (RACF) V2 R2												
70	46	SMF83SEC	8	EBCDIC	Security label of the user.												

Subtype 2 and above

Offsets																					
Dec.	Hex.	Name	Length	Format	Description																
Security section:																					
0	0	SMF83LNK	4	Binary	Value used to link several SMF 83 records to a single event.																
4	4	SMF83DES	2	Binary	Descriptor flags <table border="0"> <thead> <tr> <th>Bit</th> <th>Meaning when set</th> </tr> </thead> <tbody> <tr> <td>0</td> <td>The event is a violation</td> </tr> <tr> <td>1</td> <td>User is not defined to RACF</td> </tr> <tr> <td>2</td> <td>Reserved</td> </tr> <tr> <td>3</td> <td>The event is a warning</td> </tr> <tr> <td>4</td> <td>Record contains a version, release, and modification level number (see SMF83VRM)</td> </tr> <tr> <td>5</td> <td>The caller of the R_auditx service indicated always log</td> </tr> <tr> <td>6-15</td> <td>Reserved</td> </tr> </tbody> </table>	Bit	Meaning when set	0	The event is a violation	1	User is not defined to RACF	2	Reserved	3	The event is a warning	4	Record contains a version, release, and modification level number (see SMF83VRM)	5	The caller of the R_auditx service indicated always log	6-15	Reserved
Bit	Meaning when set																				
0	The event is a violation																				
1	User is not defined to RACF																				
2	Reserved																				
3	The event is a warning																				
4	Record contains a version, release, and modification level number (see SMF83VRM)																				
5	The caller of the R_auditx service indicated always log																				
6-15	Reserved																				
6	6	SMF83EVT	1	Binary	Event code.																

SMF recordstype 83

Offsets																							
Dec.	Hex.	Name	Length	Format	Description																		
7	7	SMF83EVQ	1	Binary	Event code qualifier.																		
8	8	SMF83USR	8	EBCDIC	Identifier of the user associated with this event (jobname is used if the user is not defined to RACF).																		
16	10	SMF83GRP	8	EBCDIC	Group to which the user was connected (stepname is used if the user is not defined to RACF).																		
24	18	SMF83REL	2	Binary	Reserved																		
26	1A	SMF83CNT	2	Binary	Reserved																		
28	1C	SMF83ATH	1	Binary	<p>Authorities used for processing commands or accessing resources</p> <table border="0"> <tr> <td>Bit</td> <td>Meaning when set</td> </tr> <tr> <td>0-7</td> <td>Reserved</td> </tr> </table>	Bit	Meaning when set	0-7	Reserved														
Bit	Meaning when set																						
0-7	Reserved																						
29	1D	SMF83REA	1	Binary	<p>Reason for logging. These flags indicate the reason RACF produced the SMF record</p> <table border="0"> <tr> <td>Bit</td> <td>Meaning when set</td> </tr> <tr> <td>0</td> <td>SETROPTS AUDIT(class) changes to this class of profile are being audited.</td> </tr> <tr> <td>1</td> <td>User being audited</td> </tr> <tr> <td>2</td> <td>SPECIAL users being audited</td> </tr> <tr> <td>3</td> <td>Access to the resource is being audited because of the AUDIT option (specified when profile created or altered by a RACF command), a logging request from the RACROUTE REQUEST=AUTH exit routine, or because the operator granted access during failsoft processing.</td> </tr> <tr> <td>4</td> <td>RACROUTE REQUEST=VERIFY or initACEE failure.</td> </tr> <tr> <td>5</td> <td>This command is always audited</td> </tr> <tr> <td>6</td> <td>Violation detected in command and CMDVIOL is in effect</td> </tr> <tr> <td>7</td> <td>Access to entity being audited because of GLOBALAUDIT option.</td> </tr> </table>	Bit	Meaning when set	0	SETROPTS AUDIT(class) changes to this class of profile are being audited.	1	User being audited	2	SPECIAL users being audited	3	Access to the resource is being audited because of the AUDIT option (specified when profile created or altered by a RACF command), a logging request from the RACROUTE REQUEST=AUTH exit routine, or because the operator granted access during failsoft processing.	4	RACROUTE REQUEST=VERIFY or initACEE failure.	5	This command is always audited	6	Violation detected in command and CMDVIOL is in effect	7	Access to entity being audited because of GLOBALAUDIT option.
Bit	Meaning when set																						
0	SETROPTS AUDIT(class) changes to this class of profile are being audited.																						
1	User being audited																						
2	SPECIAL users being audited																						
3	Access to the resource is being audited because of the AUDIT option (specified when profile created or altered by a RACF command), a logging request from the RACROUTE REQUEST=AUTH exit routine, or because the operator granted access during failsoft processing.																						
4	RACROUTE REQUEST=VERIFY or initACEE failure.																						
5	This command is always audited																						
6	Violation detected in command and CMDVIOL is in effect																						
7	Access to entity being audited because of GLOBALAUDIT option.																						
30	1E	SMF83TLV	1	Binary	Terminal level number of foreground user (zero if not available).																		
31	1F	SMF83ERR	1	Binary	<p>Command processing error flag</p> <table border="0"> <tr> <td>Bit</td> <td>Meaning when set</td> </tr> <tr> <td>0</td> <td>Command had error and RACF could not back out some changes</td> </tr> <tr> <td>1</td> <td>No profile updates were made because of error in RACF processing</td> </tr> <tr> <td>2-7</td> <td>Reserved</td> </tr> </table>	Bit	Meaning when set	0	Command had error and RACF could not back out some changes	1	No profile updates were made because of error in RACF processing	2-7	Reserved										
Bit	Meaning when set																						
0	Command had error and RACF could not back out some changes																						
1	No profile updates were made because of error in RACF processing																						
2-7	Reserved																						
32	20	SMF83TRM	8	EBCDIC	Terminal ID of foreground user (zero if not available).																		
40	28	SMF83JBN	8	EBCDIC	Job name. For RACROUTE REQUEST=VERIFY and RACROUTE REQUEST=VERIFYX records for batch jobs, this field can be zero.																		
48	30	SMF83RST	4	Binary	Time, in hundredths of a second that the reader recognized the JOB statement for this job for RACROUTE REQUEST=VERIFY and RACROUTE REQUEST=VERIFYX records for batch jobs, this field can be zero.																		

Offsets																							
Dec.	Hex.	Name	Length	Format	Description																		
52	34	SMF83RSD	4	Packed	Date the reader recognized the JOB statement for this job in the form 0cyydddF (where F is the sign) for RACROUTE REQUEST=VERIFY and RACROUTE REQUEST=VERIFYX records for batch jobs, this field can be zero.																		
56	38	SMF83UID	8	EBCDIC	User identification field from the SMF common exit parameter area. For RACROUTE REQUEST=VERIFY and RACROUTE REQUEST=VERIFYX records for batch jobs, this field can be zero.																		
64	40	SMF83VER	1	Binary	Version indicator 8 = Version 1, Release 8 or later. As of RACF 1.8.1, SMF83VRM is used instead.																		
65	41	SMF83RE2	1	Binary	<p>Additional reasons for logging</p> <table border="1"> <thead> <tr> <th>Bit</th> <th>Meaning when set</th> </tr> </thead> <tbody> <tr> <td>0</td> <td>Security level control for auditing</td> </tr> <tr> <td>1</td> <td>Auditing by LOGOPTIONS</td> </tr> <tr> <td>2</td> <td>Class being audited because of SETROPTS SECLABELAUDIT</td> </tr> <tr> <td>3</td> <td>Class being audited because of SETROPTS COMPATMODE</td> </tr> <tr> <td>4</td> <td>Audited because of SETROPTS APPLAUDIT</td> </tr> <tr> <td>5</td> <td>Audited because user not defined to z/OS UNIX</td> </tr> <tr> <td>6</td> <td>Audited because user does not have appropriate authority for z/OS UNIX</td> </tr> <tr> <td>7</td> <td>Reserved</td> </tr> </tbody> </table>	Bit	Meaning when set	0	Security level control for auditing	1	Auditing by LOGOPTIONS	2	Class being audited because of SETROPTS SECLABELAUDIT	3	Class being audited because of SETROPTS COMPATMODE	4	Audited because of SETROPTS APPLAUDIT	5	Audited because user not defined to z/OS UNIX	6	Audited because user does not have appropriate authority for z/OS UNIX	7	Reserved
Bit	Meaning when set																						
0	Security level control for auditing																						
1	Auditing by LOGOPTIONS																						
2	Class being audited because of SETROPTS SECLABELAUDIT																						
3	Class being audited because of SETROPTS COMPATMODE																						
4	Audited because of SETROPTS APPLAUDIT																						
5	Audited because user not defined to z/OS UNIX																						
6	Audited because user does not have appropriate authority for z/OS UNIX																						
7	Reserved																						
66	42	SMF83VRM	4	EBCDIC	FMID for RACF																		
70	46	SMF83SEC	8	EBCDIC	Security Label of the User.																		
78	4E	SMF83AU2	1	Binary	<p>Authority used continued</p> <table border="1"> <thead> <tr> <th>Bit</th> <th>Meaning when set</th> </tr> </thead> <tbody> <tr> <td>0</td> <td>z/OS UNIX superuser</td> </tr> <tr> <td>1</td> <td>z/OS UNIX system function</td> </tr> <tr> <td>2-7</td> <td>Reserved</td> </tr> </tbody> </table>	Bit	Meaning when set	0	z/OS UNIX superuser	1	z/OS UNIX system function	2-7	Reserved										
Bit	Meaning when set																						
0	z/OS UNIX superuser																						
1	z/OS UNIX system function																						
2-7	Reserved																						
79	4F	SMF83RSV	4	Binary	Reserved																		
80	50	SMF83US2	8	EBCDIC	Identifier of the address space user associated with this event.																		
88	58	SMF83GR2	8	EBCDIC	Group to which the address space user was connected.																		

Relocate sections

Two types of relocate sections may be used by type 83 records-standard relocates or extended relocates. They are described below.

The start of the relocate sections in the record can be located by adding the SMF83OD2 field to the beginning of the SMF record.

The relocate sections for subtype 1 use the standard relocate section format. The data types for the relocate sections for subtype 1 are described in the "Table of relocate section variable data" on page 58

The relocate sections for subtypes 2 and above use the extended relocate section format. The data types (that is, relocate types) for the subtypes are documented

SMF recordstype 83

with the product or component that reported the security event. Data type values of 100 and above are reserved for product or component use.

Table 4. RACF SMF record relocate section format

Offsets					
Dec.	Hex.	Name	Length	Format	Description
RACF SMF record standard relocate section format:					
0	0	SMF83DTP	1	Binary	Data type
1	1	SMF83DLN	1	Binary	Length of data that follows.
2	2	SMF83DTA	1-255 (1-FF)	mixed	Data
RACF SMF record extended relocate section format:					
0	0	SMF83TP2	2	Binary	Data type
2	2	SMF83DL2	2	Binary	Length of data that follows.
4	4	SMF83DA2	variable	EBCDIC	Data

The relocate data type values 1-99 that appear in an SMF type 83 subtype 2 or above record are reserved for use by the RACF auditing services. The following table lists those relocate data types that have been assigned. These data types are used only for SMF type 83 subtype 2 records and above.

Table 5. RACF SMF type 83 subtype 2 and above relocates

Data type (SMF83TP2)		Max data length (SMF83DL2)		Format	Audited by event code	Description
Dec.	Hex.	Dec.	Hex.			
1	1	255	FF	EBCDIC	All subtype 2 and above	Subject's distinguished name from the current ACEE
2	2	255	FF	EBCDIC	All subtype 2 and above	Issuers distinguished name from current ACEE
3	3	246	F6	EBCDIC	All subtype 2 and above	Resource name
4	4	8	8	EBCDIC	All subtype 2 and above	Class name
5	5	246	F6	EBCDIC	All subtype 2 and above	Profile name
6	6	7	7	EBCDIC	All subtype 2 and above	FMID of the product requesting event logging
7	7	255	FF	EBCDIC	All subtype 2 and above	Name of the product requesting event logging
8	8	255	FF	EBCDIC	All subtype 2 and above	Log string
9	9	8	8	Binary	All subtype 2 and above	Link value
10	A	510	1FE	EBCDIC	All subtype 2 and above	Authenticated user name
11	B	255	FF	EBCDIC	All subtype 2 and above	Authenticated user registry name
12	C	128	80	EBCDIC	All subtype 2 and above	Authenticated user host name
13	D	16	10	EBCDIC	All subtype 2 and above	Authenticated user authentication mechanism object identifier (OID)
14	E	246	F6	UTF-8	All, except 68, 71, 79, 81, 82, and 85	Authenticated distributed identity user name
15	F	255	FF	UTF-8	All, except 68, 71, 79, 81, 82, and 85	Authenticated distributed identity user registry

Reformatted RACF SMF records

For sorting purposes, the RACF report writer reformats SMF records (types 20, 30, 80, 81 and 83) and uses these reformatted records as input to the modules that produce the RACF reports. If you want to use the RACF report writer exit routine (ICHRSMFE) to produce additional reports or to add additional record selection criteria, you should familiarize yourself with the layouts of these reformatted records.

Record type 20 (job initiation) is written at job initiation (including TSO and VM logon). Record type 30 (common address space work record) is written at normal or abnormal termination of a batch job or step, a TSO session, or a started task. Record type 30 is also written at the expiration of an accounting interval if INTERVAL is specified in SMFPRMxx, at the start of a job (or at the start of the first step after a warm start), and at the expiration of an accounting interval for a system address space. Record types 20 and 30 are documented in *z/OS MVS System Management Facilities (SMF)*.

There are two record types reformatted process records and reformatted status records.

- All records have a common format, independent of which release created them.
- Future changes to the records do not require changes to exit routines (unless you want to process fields that are added in a new release).

Note: The layouts of reformatted process and status records are the same up to the record-dependent sections.

Reformatted process records

RACF SMF record types 20, 30, 80 and 83 become reformatted process records. These records are variable in length. Note that a RACF SMF record type 80 generated by a SETROPTS or an RVARY command also causes the creation of a reformatted status record.

The layout of the common section of the reformatted process record is:

Offsets					
Dec.	Hex.	Name	Length	Format	Description
0	0	RCDLEN	2	binary	Total record length
2	2	-	2	binary	Reserved for IBM's use
4	4	RCDRELNO	1	binary	Release of RACF
5	5	RCDREFMT	1	binary	Reformat indicator (if this byte is X'00', the record has been reformatted to the RACF Version 1 Release 6/7 format)
6	6	RCDSYSID	4	EBCDIC	System identification
10	A	RCDTYPE	1	EBCDIC	Record type (80 decimal)
11	B	RCDTIME	4	packed	Unsigned packed decimal in the form HHMMSSSTH
15	F		1	EBCDIC	Reserved for IBM's use
16	10	RCDDATE	3	packed	Date in form YYDDDF, where F is the sign
19	13	RCDFIXLN	2	binary	Offset from the start of the record to the first relocate section
21	15	RCDCOMLN	2	binary	Offset from the start of the record to the record dependent fields
23	17	RCDCNT	2	binary	Number of relocate segments
25	19	RCDEVENT	1	binary	Event code

Reformatted SMF records

Offsets																	
Dec.	Hex.	Name	Length	Format	Description												
26	1A	RCDQUAL	1	binary	Event code qualifier												
27	1B	RCD80FLG	1	binary	Descriptor flags: <table border="0"> <thead> <tr> <th>Bit</th> <th>Meaning when set</th> </tr> </thead> <tbody> <tr> <td>0</td> <td>This record is for security violations.</td> </tr> <tr> <td>1</td> <td>This record is for a job/step, not a user/group.</td> </tr> <tr> <td>2</td> <td>This record is truncated.</td> </tr> <tr> <td>3</td> <td>This record is for a warning.</td> </tr> <tr> <td>4-7</td> <td>Reserved for IBM's use.</td> </tr> </tbody> </table>	Bit	Meaning when set	0	This record is for security violations.	1	This record is for a job/step, not a user/group.	2	This record is truncated.	3	This record is for a warning.	4-7	Reserved for IBM's use.
Bit	Meaning when set																
0	This record is for security violations.																
1	This record is for a job/step, not a user/group.																
2	This record is truncated.																
3	This record is for a warning.																
4-7	Reserved for IBM's use.																
28	1C		1	binary	Reserved for IBM's use												
29	1D	RCDUSER	8	EBCDIC	Identifier of the user for which this event is recorded (or jobname if the user is not defined to RACF)												
37	25	RCDGROUP	8	EBCDIC	Group to which the user was connected (or stepname if the user is not defined to RACF)												
45	2D	RCDLOGCL	1	binary	Type of event by number: <table border="0"> <thead> <tr> <th>Number</th> <th>Type</th> </tr> </thead> <tbody> <tr> <td>1</td> <td>LOGON/ JOB</td> </tr> <tr> <td>2</td> <td>Entity access</td> </tr> <tr> <td>3</td> <td>RACF command</td> </tr> </tbody> </table>	Number	Type	1	LOGON/ JOB	2	Entity access	3	RACF command				
Number	Type																
1	LOGON/ JOB																
2	Entity access																
3	RACF command																
46	2E	RCDCLASS	8	EBCDIC	Resource class name (see Note 1). This field contains binary zeros for records that are written by the RVARY and SETROPTS commands.												
54	36	RCDNAME	44	EBCDIC	Resource name (see Notes 1 and 6). This field contains the user ID for a LOGON/JOB; the resource name for a resource access.												
98	62	RCDJOBID	8	EBCDIC	Job name												
106	6A		1	EBCDIC	Reserved for IBM's use												
107	6B	RCDDATID	3	packed	Date that the reader recognized the JOB card for this job in the form YYDDDF												
110	6E	RCDTIMID	4	EBCDIC	Time that the reader recognized the JOB card for this job in the form HHMMSSSTH												
114	72	RCDUSRDA	8	EBCDIC	User identification field												
122	7A	RCD80TRM	8	EBCDIC	Terminal identification field												
130	82	RCD80TML	1	binary	Terminal level number												
131	83	RCDOWNER	8	EBCDIC	Owner of the resource												
139	8B	RCDUSRSM	20	EBCDIC	User name												
159	9F	RCDVRM	4	EBCDIC	Release, version, and modification number												
163	A3	RCDSEC	8	EBCDIC	User's security label												
171	AB	RCDLINK	4	binary	LINK to connect data sets affected by a security label change with RACF command (ALTDSD, ADDSD, DELDSD) that caused the change.												
175	AF	RCDSTYPE	2	binary	SMF record subtype												
177	B1	RCDNAMEO	2	binary	See Note 6. Offset in variable section to relocate section type if entity name is greater than 44 characters or 'X'7FFF' if resource name is less than or equal to 44 characters.												
179	B3	RCDPVAU1	4	binary	The APPLAUDIT key, part 1 of 2												
183	B7	RCDPVAU2	4	binary	The APPLAUDIT key, part 2 of 2												

For process records, the record-dependent section is:

Offsets																											
Dec.	Hex.	Name	Length	Format	Description																						
0	0	RCD80ATH	1	binary	Authority used: <table border="0"> <thead> <tr> <th>Bit</th> <th>Meaning when set</th> </tr> </thead> <tbody> <tr><td>0</td><td>Normal authority</td></tr> <tr><td>1</td><td>SPECIAL attribute</td></tr> <tr><td>2</td><td>OPERATIONS attribute</td></tr> <tr><td>3</td><td>AUDITOR attribute</td></tr> <tr><td>4</td><td>Exit routine granted authority</td></tr> <tr><td>5</td><td>Failsoft processing</td></tr> <tr><td>6</td><td>Bypassed-user ID=*BYPASS*</td></tr> <tr><td>7</td><td>Trusted attribute</td></tr> </tbody> </table>	Bit	Meaning when set	0	Normal authority	1	SPECIAL attribute	2	OPERATIONS attribute	3	AUDITOR attribute	4	Exit routine granted authority	5	Failsoft processing	6	Bypassed-user ID=*BYPASS*	7	Trusted attribute				
Bit	Meaning when set																										
0	Normal authority																										
1	SPECIAL attribute																										
2	OPERATIONS attribute																										
3	AUDITOR attribute																										
4	Exit routine granted authority																										
5	Failsoft processing																										
6	Bypassed-user ID=*BYPASS*																										
7	Trusted attribute																										
1	1	RCD80REA	2	binary	Reason for logging: <table border="0"> <thead> <tr> <th>Bit</th> <th>Meaning when set</th> </tr> </thead> <tbody> <tr><td>0</td><td>Class being audited</td></tr> <tr><td>1</td><td>User being audited</td></tr> <tr><td>2</td><td>Special user being audited</td></tr> <tr><td>3</td><td>Resource being audited, installation-requested logging in effect, or failsoft processing</td></tr> <tr><td>4</td><td>RACINIT failures being audited</td></tr> <tr><td>5</td><td>Command always causes auditing</td></tr> <tr><td>6</td><td>Command violations being audited</td></tr> <tr><td>7</td><td>Audited because GLOBALAUDIT option in effect</td></tr> <tr><td>8</td><td>SECLEVEL audit</td></tr> <tr><td>9-15</td><td>Contains the remaining data from SMF80RE2</td></tr> </tbody> </table>	Bit	Meaning when set	0	Class being audited	1	User being audited	2	Special user being audited	3	Resource being audited, installation-requested logging in effect, or failsoft processing	4	RACINIT failures being audited	5	Command always causes auditing	6	Command violations being audited	7	Audited because GLOBALAUDIT option in effect	8	SECLEVEL audit	9-15	Contains the remaining data from SMF80RE2
Bit	Meaning when set																										
0	Class being audited																										
1	User being audited																										
2	Special user being audited																										
3	Resource being audited, installation-requested logging in effect, or failsoft processing																										
4	RACINIT failures being audited																										
5	Command always causes auditing																										
6	Command violations being audited																										
7	Audited because GLOBALAUDIT option in effect																										
8	SECLEVEL audit																										
9-15	Contains the remaining data from SMF80RE2																										
3	3	RCD80ERR	1	binary	Error indicators: <table border="0"> <thead> <tr> <th>Bit</th> <th>Meaning when set</th> </tr> </thead> <tbody> <tr><td>0</td><td>Command could not recover</td></tr> <tr><td>1</td><td>Profile not altered</td></tr> <tr><td>2-7</td><td>Reserved for IBM's use</td></tr> </tbody> </table>	Bit	Meaning when set	0	Command could not recover	1	Profile not altered	2-7	Reserved for IBM's use														
Bit	Meaning when set																										
0	Command could not recover																										
1	Profile not altered																										
2-7	Reserved for IBM's use																										
4	4	RCDQUAL1	8	EBCDIC	Qualifier for old data set name (see Note 2)																						
12	C	RCDQUAL2	8	EBCDIC	Qualifier for new data set name (see Note 3)																						
20	14	RCDDLEV	1	binary	Data set level number (see Note 4)																						
21	15	RCDDINT	1	binary	Access authority requested: (see Note 4) <table border="0"> <thead> <tr> <th>Bit</th> <th>Access authority</th> </tr> </thead> <tbody> <tr><td>0</td><td>ALTER</td></tr> <tr><td>1</td><td>CONTROL</td></tr> <tr><td>2</td><td>UPDATE</td></tr> <tr><td>3</td><td>READ</td></tr> <tr><td>4-7</td><td>Reserved for IBM's use.</td></tr> </tbody> </table>	Bit	Access authority	0	ALTER	1	CONTROL	2	UPDATE	3	READ	4-7	Reserved for IBM's use.										
Bit	Access authority																										
0	ALTER																										
1	CONTROL																										
2	UPDATE																										
3	READ																										
4-7	Reserved for IBM's use.																										

Reformatted SMF records

Offsets																					
Dec.	Hex.	Name	Length	Format	Description																
22	16	RCDDALWD	1	binary	Access authority allowed: (see Note 4)																
					<table border="0"> <tr> <td>Bit</td> <td>Access Authority</td> </tr> <tr> <td>0</td> <td>ALTER</td> </tr> <tr> <td>1</td> <td>CONTROL</td> </tr> <tr> <td>2</td> <td>UPDATE</td> </tr> <tr> <td>3</td> <td>READ</td> </tr> <tr> <td>4</td> <td>NONE</td> </tr> <tr> <td>5</td> <td>EXECUTE</td> </tr> <tr> <td>6-7</td> <td>Reserved for IBM's use</td> </tr> </table>	Bit	Access Authority	0	ALTER	1	CONTROL	2	UPDATE	3	READ	4	NONE	5	EXECUTE	6-7	Reserved for IBM's use
Bit	Access Authority																				
0	ALTER																				
1	CONTROL																				
2	UPDATE																				
3	READ																				
4	NONE																				
5	EXECUTE																				
6-7	Reserved for IBM's use																				
23	17	RCDDVOL	6	EBCDIC	Volume serial (see Note 4)																
29	1D	RCDDOLDV	6	EBCDIC	OLDVOL volume serial (see Note 4)																
35	23	RCD80GNS	1	binary	1=Generic name specified																
36	24	RCD80GSP	1	binary	1=Generic name specified on FROM keyword of PERMIT																
37	25	RCD80RRF	1	binary	1=The <i>old</i> name of the RACROUTE REQUEST=DEFINE-renamed data set from data type 33 relocate section																
38	26	RCD80RRT	1	binary	1=The <i>new</i> name of the RACROUTE REQUEST=DEFINE-renamed data set from data type 33 relocate section																
39	27	RCDGENAM	44	EBCDIC	Generic profile used or generic resource name (see Note 7)																
83	53	RCDGNNMF	44	EBCDIC	Generic profile used on RACROUTE REQUEST=DEFINE RENAME or generic resource name on RACROUTE REQUEST=DEFINE RENAME Relocate Section: (see Notes 5 and 8)																
127	7F	RCDGENAO	2	binary	See Note 7																
129	81	RCDGNNMO	2	binary	See Note 8																
Variable relocate section map																					
+0	+0	RCDDTYPE	1	binary	Data type																
+1	+1	RCDDLGT	1	binary	Length of data that follows																
+2	+2	RCDDATA	variable	mixed	Data																

Note 1: To support sorting by resource class name and resource name for the list report, the RACF report writer ensures that these fields contain valid names. The following table indicates the resource class names and the resource names that are assigned by the RACF report writer for each of the event codes in RCDEVENT. (Uppercase letters indicate that the value appears as shown, lowercase letters identify the field in the SMF type 80 record from which the name is obtained, and a number in parentheses identifies the relocate section in the SMF type 80 record from which the name is obtained.)

If RCDEVENT is	Resource class name	Resource name
1	USER	user ID (SMF80USR)
2	class name (17)	resource name (1)
3	class name (17)	resource name (1)
4	class name (17)	resource name (1)
5	class name (17)	resource name (1)
6	class name (17)	resource name (1)
7	class name (17)	resource name (1)

If RCDEVENT is	Resource class name	Resource name
8	DATASET	data set name (6)
9	GROUP	group name (6)
10	USER	user ID (6)
11	DATASET	data set name (6)
12	GROUP	group name (6)
13	USER	user ID (6)
14	USER	user ID (6)
15	DATASET	data set name (6)
16	GROUP	group name (6)
17	USER	user ID (6)
18	USER	user ID (6)
19	class name (17)	resource name (9)
20	class name (17)	resource name (9)
21	class name (17)	resource name (9)
22	class name (17)	resource name (9)
23	USER	user ID (6)
24	none	none
25	none	none

Note 2: The RACF report writer compares this field to the DSQUAL keyword specified on the EVENT subcommand. The report writer initializes RCDQUAL1 to the high-level qualifier of the old data set name that is found in RCDNAME at offset 41 (29 hex) of this record. The RACF report writer exit routine, ICHRSMFE, can modify this field.

Note 3: The RACF report writer compares this field to the NEWDSQUAL keyword specified on the EVENT subcommand. The report writer initializes RCDQUAL to the high-level qualifier of the new data set name that is found in the relocate section for data type 2 (SMF80DTP = 2). The RACF report writer exit routine, ICHRSMFE, can modify this field.

Note 4: This field is present for event codes 2–7 (SMF80EVT=2 through SMF80EVT=7) only.

Note 5: See “Table of event codes and event code qualifiers” on page 42 and “Table of relocate section variable data” on page 58 earlier in this chapter for a further explanation of these event codes and data types.

Note 6: With RACF 1.9 or later, entity names can be a maximum of 254 characters. Entity names containing 45–254 characters are referred to as *long* names. Field RCDNAME cannot be expanded to support existing reformatted records. Long resource names are handled as follows:

Field RCDNAMEO contains the offset in the variable section of the reformatted record of relocate type that contains the long resource name.

Field RCDNAMEO is X'7FFF' if the resource name is less than or equal to 44 characters in length.

Reformatted SMF records

Note 7: With RACF 1.9 or later, entity names can be a maximum of 254 characters. Field RCDGENAM cannot be expanded to support existing reformatted records. Long resource names are handled as follows:

Field RCDGENAO contains the offset in the variable section of the reformatted record of relocate type that contains the long resource name.

Field RCDGENAO is X'7FFF' if the resource name is less than or equal to 44 characters in length.

Note 8: With RACF 1.9 or later, entity names can be a maximum of 254 characters. Field RCDGNNMF cannot be expanded to support existing reformatted records. Long resource names are handled as follows:

Field RCDGNNMO contains the offset in the variable section of the reformatted record of relocate type that contains the long resource name.

Field RCDGNNMO is X'7FFF' if the resource name is less than or equal to 44 characters in length.

Reformatted status records

RACF SMF record types 80 (only those generated by the SETROPTS or RVARY command) and 81 become reformatted status records.

Note: The layouts of reformatted status and process records are the same up to the record-dependent sections.

For status records, the record-dependent section is:

Offsets																							
Dec.	Hex.	Name	Length	Format	Description																		
0	00	RCDRACFD	44	EBCDIC	Name of the RACF database for this IPL																		
44	2C	RCDRACFV	6	EBCDIC	Volume identification of RACF database																		
50	32	RCDRACFU	3	EBCDIC	Unit name of RACF database																		
53	35	RCD81FLG	1	binary	Options indicators: <table border="0"> <thead> <tr> <th>Bit</th> <th>Meaning when set</th> </tr> </thead> <tbody> <tr> <td>0</td> <td>No RACROUTE REQUEST=VERIFY statistics are recorded</td> </tr> <tr> <td>1</td> <td>No DATASET statistics are recorded</td> </tr> <tr> <td>2</td> <td>RACROUTE REQUEST=VERIFY preprocessing exit routine, ICHRIX01, is active</td> </tr> <tr> <td>3</td> <td>RACROUTE REQUEST=AUTH preprocessing exit routine, ICHRCX01, is active</td> </tr> <tr> <td>4</td> <td>RACROUTE REQUEST=DEFINE preprocessing exit routine, ICHRDY01, is active</td> </tr> <tr> <td>5</td> <td>RACROUTE REQUEST=VERIFY postprocessing exit routine, ICHRIX02, is active</td> </tr> <tr> <td>6</td> <td>RACROUTE REQUEST=AUTH postprocessing exit routine, ICHRCX02, is active</td> </tr> <tr> <td>7</td> <td>New-password exit routine, ICHPWX01, is active</td> </tr> </tbody> </table>	Bit	Meaning when set	0	No RACROUTE REQUEST=VERIFY statistics are recorded	1	No DATASET statistics are recorded	2	RACROUTE REQUEST=VERIFY preprocessing exit routine, ICHRIX01, is active	3	RACROUTE REQUEST=AUTH preprocessing exit routine, ICHRCX01, is active	4	RACROUTE REQUEST=DEFINE preprocessing exit routine, ICHRDY01, is active	5	RACROUTE REQUEST=VERIFY postprocessing exit routine, ICHRIX02, is active	6	RACROUTE REQUEST=AUTH postprocessing exit routine, ICHRCX02, is active	7	New-password exit routine, ICHPWX01, is active
Bit	Meaning when set																						
0	No RACROUTE REQUEST=VERIFY statistics are recorded																						
1	No DATASET statistics are recorded																						
2	RACROUTE REQUEST=VERIFY preprocessing exit routine, ICHRIX01, is active																						
3	RACROUTE REQUEST=AUTH preprocessing exit routine, ICHRCX01, is active																						
4	RACROUTE REQUEST=DEFINE preprocessing exit routine, ICHRDY01, is active																						
5	RACROUTE REQUEST=VERIFY postprocessing exit routine, ICHRIX02, is active																						
6	RACROUTE REQUEST=AUTH postprocessing exit routine, ICHRCX02, is active																						
7	New-password exit routine, ICHPWX01, is active																						
54	36	RCDUVOL	6	EBCDIC	Volume identification of UADS data set																		
60	3C	RCDUDSN	44	EBCDIC	Data set name of the UADS data set for this IPL																		

Offsets																							
Dec.	Hex.	Name	Length	Format	Description																		
104	68	RCD81FG2	1	binary	Options indicators: <table border="0"> <thead> <tr> <th>Bit</th> <th>Meaning when set</th> </tr> </thead> <tbody> <tr> <td>0</td> <td>No tape volume statistics are recorded</td> </tr> <tr> <td>1</td> <td>No DASD volume statistics are recorded</td> </tr> <tr> <td>2</td> <td>No terminal statistics are recorded</td> </tr> <tr> <td>3</td> <td>Command exit routine ICHCNX00 is active</td> </tr> <tr> <td>4</td> <td>Command exit routine ICHCCX00 is active</td> </tr> <tr> <td>5</td> <td>ADSP is not active</td> </tr> <tr> <td>6</td> <td>Encryption exit routine, ICHDEX01, is active</td> </tr> <tr> <td>7</td> <td>Naming convention table, ICHNCV00, is present</td> </tr> </tbody> </table>	Bit	Meaning when set	0	No tape volume statistics are recorded	1	No DASD volume statistics are recorded	2	No terminal statistics are recorded	3	Command exit routine ICHCNX00 is active	4	Command exit routine ICHCCX00 is active	5	ADSP is not active	6	Encryption exit routine, ICHDEX01, is active	7	Naming convention table, ICHNCV00, is present
Bit	Meaning when set																						
0	No tape volume statistics are recorded																						
1	No DASD volume statistics are recorded																						
2	No terminal statistics are recorded																						
3	Command exit routine ICHCNX00 is active																						
4	Command exit routine ICHCCX00 is active																						
5	ADSP is not active																						
6	Encryption exit routine, ICHDEX01, is active																						
7	Naming convention table, ICHNCV00, is present																						
105	69	RCD81OP3	1	binary	Options indicators: <table border="0"> <thead> <tr> <th>Bit</th> <th>Meaning when set</th> </tr> </thead> <tbody> <tr> <td>0</td> <td>Tape volume protection in effect</td> </tr> <tr> <td>1</td> <td>No duplicate data set protection in effect</td> </tr> <tr> <td>2</td> <td>DASD volume protection in effect</td> </tr> <tr> <td>3</td> <td>Reserved for IBM's use</td> </tr> <tr> <td>4</td> <td>RACROUTE REQUEST=FASTAUTH preprocessing exit routine (ICHRFX01) is active</td> </tr> <tr> <td>5</td> <td>RACROUTE REQUEST=LIST pre- and postprocessing exit routine is active</td> </tr> <tr> <td>6</td> <td>RACROUTE REQUEST=LIST selection exit routine is active</td> </tr> <tr> <td>7</td> <td>RACROUTE REQUEST=DEFINE postprocessing exit routine is active</td> </tr> </tbody> </table>	Bit	Meaning when set	0	Tape volume protection in effect	1	No duplicate data set protection in effect	2	DASD volume protection in effect	3	Reserved for IBM's use	4	RACROUTE REQUEST=FASTAUTH preprocessing exit routine (ICHRFX01) is active	5	RACROUTE REQUEST=LIST pre- and postprocessing exit routine is active	6	RACROUTE REQUEST=LIST selection exit routine is active	7	RACROUTE REQUEST=DEFINE postprocessing exit routine is active
Bit	Meaning when set																						
0	Tape volume protection in effect																						
1	No duplicate data set protection in effect																						
2	DASD volume protection in effect																						
3	Reserved for IBM's use																						
4	RACROUTE REQUEST=FASTAUTH preprocessing exit routine (ICHRFX01) is active																						
5	RACROUTE REQUEST=LIST pre- and postprocessing exit routine is active																						
6	RACROUTE REQUEST=LIST selection exit routine is active																						
7	RACROUTE REQUEST=DEFINE postprocessing exit routine is active																						
106	6A	RCD81AOP	1	binary	Options indicators: <table border="0"> <thead> <tr> <th>Bit</th> <th>Meaning when set</th> </tr> </thead> <tbody> <tr> <td>0</td> <td>Log all users</td> </tr> <tr> <td>1</td> <td>Log all groups</td> </tr> <tr> <td>2</td> <td>Log data set class</td> </tr> <tr> <td>3</td> <td>Log tape volume class</td> </tr> <tr> <td>4</td> <td>Log DASD volume class</td> </tr> <tr> <td>5</td> <td>Log terminal class</td> </tr> <tr> <td>6</td> <td>Log command violations</td> </tr> <tr> <td>7</td> <td>Log special users</td> </tr> </tbody> </table>	Bit	Meaning when set	0	Log all users	1	Log all groups	2	Log data set class	3	Log tape volume class	4	Log DASD volume class	5	Log terminal class	6	Log command violations	7	Log special users
Bit	Meaning when set																						
0	Log all users																						
1	Log all groups																						
2	Log data set class																						
3	Log tape volume class																						
4	Log DASD volume class																						
5	Log terminal class																						
6	Log command violations																						
7	Log special users																						

Reformatted SMF records

Offsets																							
Dec.	Hex.	Name	Length	Format	Description																		
107	6B	RCD81TMO	1	binary	Options indicators: <table border="0"> <thead> <tr> <th>Bit</th> <th>Meaning when set</th> </tr> </thead> <tbody> <tr> <td>0</td> <td>Terminal authorization checking in effect</td> </tr> <tr> <td>1</td> <td>UACC for undefined terminals is NONE</td> </tr> <tr> <td>2</td> <td>REALDSN is in effect</td> </tr> <tr> <td>3</td> <td>JES-XBMALLRACF is in effect</td> </tr> <tr> <td>4</td> <td>JES-EARLYVERIFY is in effect</td> </tr> <tr> <td>5</td> <td>JES-BATCHALLRACF is in effect</td> </tr> <tr> <td>6</td> <td>RACROUTE REQUEST=FASTAUTH postprocessing exit is active</td> </tr> <tr> <td>7</td> <td>Reserved for IBM's use</td> </tr> </tbody> </table>	Bit	Meaning when set	0	Terminal authorization checking in effect	1	UACC for undefined terminals is NONE	2	REALDSN is in effect	3	JES-XBMALLRACF is in effect	4	JES-EARLYVERIFY is in effect	5	JES-BATCHALLRACF is in effect	6	RACROUTE REQUEST=FASTAUTH postprocessing exit is active	7	Reserved for IBM's use
Bit	Meaning when set																						
0	Terminal authorization checking in effect																						
1	UACC for undefined terminals is NONE																						
2	REALDSN is in effect																						
3	JES-XBMALLRACF is in effect																						
4	JES-EARLYVERIFY is in effect																						
5	JES-BATCHALLRACF is in effect																						
6	RACROUTE REQUEST=FASTAUTH postprocessing exit is active																						
7	Reserved for IBM's use																						
108	6C	RCD81PIV	1	binary	Maximum password interval																		
109	6D	RCD81MFG	1	binary	Model flags: <table border="0"> <thead> <tr> <th>Bit</th> <th>Meaning when set</th> </tr> </thead> <tbody> <tr> <td>0</td> <td>ModelGDG</td> </tr> <tr> <td>1</td> <td>ModelUSER</td> </tr> <tr> <td>2</td> <td>ModelGROUP</td> </tr> <tr> <td>3-7</td> <td>Reserved for IBM's use</td> </tr> </tbody> </table>	Bit	Meaning when set	0	ModelGDG	1	ModelUSER	2	ModelGROUP	3-7	Reserved for IBM's use								
Bit	Meaning when set																						
0	ModelGDG																						
1	ModelUSER																						
2	ModelGROUP																						
3-7	Reserved for IBM's use																						
110	6E	RCD81MSF	1	binary	Miscellaneous processing flags: <table border="0"> <thead> <tr> <th>Bit</th> <th>Meaning when set</th> </tr> </thead> <tbody> <tr> <td>0</td> <td>GRPLIST active</td> </tr> <tr> <td>1</td> <td>Generic profile checking in effect for data set</td> </tr> <tr> <td>2</td> <td>GENCMD in effect for data set class</td> </tr> <tr> <td>3</td> <td>ADSP attribute bypassed</td> </tr> <tr> <td>4-7</td> <td>Reserved for IBM's use</td> </tr> </tbody> </table>	Bit	Meaning when set	0	GRPLIST active	1	Generic profile checking in effect for data set	2	GENCMD in effect for data set class	3	ADSP attribute bypassed	4-7	Reserved for IBM's use						
Bit	Meaning when set																						
0	GRPLIST active																						
1	Generic profile checking in effect for data set																						
2	GENCMD in effect for data set class																						
3	ADSP attribute bypassed																						
4-7	Reserved for IBM's use																						
111	6F	RCD81IFG	1	binary	Internal processing flags: <table border="0"> <thead> <tr> <th>Bit</th> <th>Meaning when set</th> </tr> </thead> <tbody> <tr> <td>0</td> <td>The SETROPTS command caused RACFRW to generate this record</td> </tr> <tr> <td>1</td> <td>The RVARY command caused RACFRW to generate this record</td> </tr> <tr> <td>2</td> <td>RACF was varied active by RVARY command</td> </tr> <tr> <td>3</td> <td>This record is incomplete (truncated)</td> </tr> <tr> <td>4</td> <td>RVARY SWITCH was issued</td> </tr> <tr> <td>5-7</td> <td>Reserved for IBM's use</td> </tr> </tbody> </table>	Bit	Meaning when set	0	The SETROPTS command caused RACFRW to generate this record	1	The RVARY command caused RACFRW to generate this record	2	RACF was varied active by RVARY command	3	This record is incomplete (truncated)	4	RVARY SWITCH was issued	5-7	Reserved for IBM's use				
Bit	Meaning when set																						
0	The SETROPTS command caused RACFRW to generate this record																						
1	The RVARY command caused RACFRW to generate this record																						
2	RACF was varied active by RVARY command																						
3	This record is incomplete (truncated)																						
4	RVARY SWITCH was issued																						
5-7	Reserved for IBM's use																						
112	70	RCD81QL	8	char	Single level data set name prefix																		
120	78	RCD81A02	1	binary	Options indicator <table border="0"> <thead> <tr> <th>Bit</th> <th>Meaning when set</th> </tr> </thead> <tbody> <tr> <td>0</td> <td>Log OPERATIONS user</td> </tr> <tr> <td>1-7</td> <td>Reserved for IBM's use</td> </tr> <tr> <td>2</td> <td>RACF was varied active by RVARY command.</td> </tr> </tbody> </table>	Bit	Meaning when set	0	Log OPERATIONS user	1-7	Reserved for IBM's use	2	RACF was varied active by RVARY command.										
Bit	Meaning when set																						
0	Log OPERATIONS user																						
1-7	Reserved for IBM's use																						
2	RACF was varied active by RVARY command.																						

Offsets																							
Dec.	Hex.	Name	Length	Format	Description																		
121	79	RCD81OP4	1	binary	Options indicators <table border="0"> <tr> <td>Bit</td> <td>Meaning when set</td> </tr> <tr> <td>0</td> <td>Tape DSN active</td> </tr> <tr> <td>1</td> <td>PROTECTALL active</td> </tr> <tr> <td>2</td> <td>PROTECTALL warning</td> </tr> <tr> <td>3</td> <td>Erase-on-scratch</td> </tr> <tr> <td>4</td> <td>Erase by SECLEVEL</td> </tr> <tr> <td>5</td> <td>Erase all files</td> </tr> <tr> <td>6-7</td> <td>Reserved for IBM's use</td> </tr> </table>	Bit	Meaning when set	0	Tape DSN active	1	PROTECTALL active	2	PROTECTALL warning	3	Erase-on-scratch	4	Erase by SECLEVEL	5	Erase all files	6-7	Reserved for IBM's use		
Bit	Meaning when set																						
0	Tape DSN active																						
1	PROTECTALL active																						
2	PROTECTALL warning																						
3	Erase-on-scratch																						
4	Erase by SECLEVEL																						
5	Erase all files																						
6-7	Reserved for IBM's use																						
122	7A	RCD81OP5	1	binary	Options indicators <table border="0"> <tr> <td>Bit</td> <td>Meaning when set</td> </tr> <tr> <td>0</td> <td>Program control active</td> </tr> <tr> <td>1</td> <td>ACEE compression/expansion exit active</td> </tr> <tr> <td>2</td> <td>RACROUTE REQUEST=FASTAUTH postprocessing exit ICHREFX04 active</td> </tr> <tr> <td>3</td> <td>RACROUTE REQUEST=FASTAUTH postprocessing exit ICHREFX04 active</td> </tr> <tr> <td>4-7</td> <td>Reserved for IBM's use</td> </tr> </table>	Bit	Meaning when set	0	Program control active	1	ACEE compression/expansion exit active	2	RACROUTE REQUEST=FASTAUTH postprocessing exit ICHREFX04 active	3	RACROUTE REQUEST=FASTAUTH postprocessing exit ICHREFX04 active	4-7	Reserved for IBM's use						
Bit	Meaning when set																						
0	Program control active																						
1	ACEE compression/expansion exit active																						
2	RACROUTE REQUEST=FASTAUTH postprocessing exit ICHREFX04 active																						
3	RACROUTE REQUEST=FASTAUTH postprocessing exit ICHREFX04 active																						
4-7	Reserved for IBM's use																						
124	7C	RCD81RPD	2	binary	Data set retention period																		
126	7E	RCD81SLV	1	char	SECLEVEL number																		
127	7F	RCD81SLC	1	binary	SECLEVEL for auditing number																		
128	80	RCD81BOP	1	binary	B1 security options <table border="0"> <tr> <td>Bit</td> <td>Meaning when set</td> </tr> <tr> <td>0</td> <td>SECLABELCONTROL active</td> </tr> <tr> <td>1</td> <td>CATDSNS active</td> </tr> <tr> <td>2</td> <td>MLQUIET active</td> </tr> <tr> <td>3</td> <td>MLSTABLE active</td> </tr> <tr> <td>4</td> <td>MLS active</td> </tr> <tr> <td>5</td> <td>MLACTIVE active</td> </tr> <tr> <td>6</td> <td>GENERICOWNER active</td> </tr> <tr> <td>7</td> <td>SECLABELAUDIT active</td> </tr> </table>	Bit	Meaning when set	0	SECLABELCONTROL active	1	CATDSNS active	2	MLQUIET active	3	MLSTABLE active	4	MLS active	5	MLACTIVE active	6	GENERICOWNER active	7	SECLABELAUDIT active
Bit	Meaning when set																						
0	SECLABELCONTROL active																						
1	CATDSNS active																						
2	MLQUIET active																						
3	MLSTABLE active																						
4	MLS active																						
5	MLACTIVE active																						
6	GENERICOWNER active																						
7	SECLABELAUDIT active																						
129	81	RCD81SIN	2	binary	SESSION INTERVAL																		
131	83	RCD81SYS	8	char	User ID for JES SYSOUTNAME																		
139	8B	RCD81UND	8	char	User ID for JES undefined user																		
147	93	RCD81BOX	1	binary	B1 security options extension byte <table border="0"> <tr> <td>Bit</td> <td>Meaning when set</td> </tr> <tr> <td>0</td> <td>COMPATMODE</td> </tr> <tr> <td>1</td> <td>CATDSNS failures</td> </tr> <tr> <td>2</td> <td>MLS failures</td> </tr> <tr> <td>3</td> <td>MLACTIVE failures</td> </tr> <tr> <td>4-7</td> <td>Reserved for IBM's use</td> </tr> </table>	Bit	Meaning when set	0	COMPATMODE	1	CATDSNS failures	2	MLS failures	3	MLACTIVE failures	4-7	Reserved for IBM's use						
Bit	Meaning when set																						
0	COMPATMODE																						
1	CATDSNS failures																						
2	MLS failures																						
3	MLACTIVE failures																						
4-7	Reserved for IBM's use																						
148	94	RCD81PRI	3	EBCDIC	Primary language default																		

Reformatted SMF records

Offsets					
Dec.	Hex.	Name	Length	Format	Description
151	97	RCD81SEC	3	EBCDIC	Secondary language default
Variable relocate section map					
+0	+0	RCDDTYPE	1	binary	Data type
+1	+1	RCDDLGT	1	binary	Length of data that follows
+2	+2	RCDDATA	variable	mixed	Data

Note: Only data types (SMF80DTP) 21, 30, 32, 34, 35 or 36 are generated for a reformatted status record. See “Table of relocate section variable data” on page 58 for a further explanation of these data types.

Chapter 6. The format of the unloaded SMF type 80 data

The SMF data unload utility can unload SMF data in two formats:

- A tabular format, suitable for export to a relational database manager. This topic documents that format.
- An eXtended Markup Language (XML) document, which can be rendered into different formats such as Web pages (HTML). An installation can write applications that interpret the data to generate custom reports. For information about how to convert the field names in the tabular format to XML tags, see "XML grammar" on page 136.

IRRADU00 record format

The following sections contain a detailed description of the records that are produced by the RACF SMF data unload utility. The output of the utility is a series of records that represents the security relevant SMF data that is the input to the utility. These records are in a format suitable for export to the relational data manager of an installation's choice.

Each record that is produced consists of two parts:

1. A header section, which contains common information such as the date and time stamp, user ID, and system identification
2. An event-specific information section

Each row in the tabular description of the records that are produced by the utility contains five pieces of information:

1. Descriptive name for the field
2. Type of field
 - Char** Character data
 - Integer**
EBCDIC numeric data
 - Time** A time value, in the form *hh:mm:ss*
 - Date** A date value, in the form *yyyy-mm-dd*
 - Yes/No**
Flag data, having the value YES or NO
3. Starting position for the field
4. Ending position for the field
5. Free-form description of the field, which may contain the valid value constraints.

In some cases, the input SMF record does not contain all of the data that are indicated in the output record mappings shown in the following sections. In these cases, IRRADU00 places blanks in the fields.

For the audit records created for RACF commands, the exact order and format of the unloaded keywords and operands from the commands (contained within the fields whose names end with "_SPECIFIED", "_IGNORED", and "_FAILED,") are not part of the programming interface.

Furthermore, for RACF commands that allow segment fields to be specified (ADDUSER, ALTUSER, ADDGROUP, ALTGROU, ADDSD, ALTDSD, RDEFINE, and RALTER), only the keywords that correspond to the base segment in the

Format of unloaded SMF type 80 data

RACF database appear in the SMF unload fields whose names end with "_IGNORED" and "_FAILED". Keywords that correspond to segment fields in the RACF database, such as "TSO(ACCTNUM(1234))" or "SESSION(INTERVAL(20))" appear in fields whose names end with "_SPECIFIED", even if the segment keywords fail because of field level access checking.

XML grammar

The RACF SMF data unload utility can generate an eXtensible Markup Language (XML) document containing the SMF data. The names of the tags and the syntax of the values are defined in an XML schema document, which is used to validate the data contained in an instance document. The RACF schema document is shipped in SYS1.SAMPLIB, in member IRRSCHEM.

In general, the RACF XML tag names are derived from the field names used in the tabular output.

Steps for converting RACF field names to XML tag names

About this task

Before you begin: You need to know the name of the RACF field name that you want to convert.

Perform the following steps to convert a RACF field name from the tabular format produced by the RACF SMF data unload utility to an XML tag name.

Procedure

1. Remove the column name and the first "_" character from the field name.

2. Capitalize the first character after each remaining "_" character in the field name. Change all other characters to lowercase.

3. Remove all remaining "_" characters.

Results

When you are done, you have the name of the XML tag that corresponds with the field name that you started with.

Exceptions to this procedure are:

Field name	XML tag name
RINI_TERM	riniTerm
SECL_LINK	link
CAUD_REQUEST_WRITE	caudRequestWrite
CAUD_REQUEST_READ	caudRequestRead
CAUD_REQUEST_EXEC	caudRequestExec
SSCL_OLDSECL	oldSecl
<col>_logstring	logstr
KTKT_PRINCIPAL	kerbPrincipal

Field name	XML tag name
PDAC_PRINCIPAL	pdasPrincipal
any field with RESERVED in the name	These fields have no XML tag.
ACC_NAME	profileName
APPC_NAME	profileName

Example: Converting the field name INIT_USER_NAME to an XML tag name:

1. Start with INIT_USER_NAME
INIT_USER_NAME
2. Remove the column name (INIT) and the first "_" character from the field name.
USER_NAME
3. Capitalize the first character after each remaining "_" character in the field name. Change all other characters to lowercase.
user_Name
4. Remove all remaining "_" characters.
userName

The format of the header portion of the unloaded SMF type 30 and type 80

Table 6 describes the format of the header portion of the record. RACF constructs the header portion of the record from the SMF record. Because each of the SMF record types that IRRADU00 processes contain different data, some fields of the header portion of the unloaded SMF record contain blanks. For example, JOBINIT records that are created from type 30 SMF records have blanks for these fields:

- INIT_VIOLATION
- INIT_USR_NDFND
- INIT_USER_WARNING
- All of the INIT_AUTH_ fields
- All of the INIT_LOG_ fields
- INIT_TERM_LEVEL
- INIT_BACKOUT_FAIL
- INIT_PROF_SAME
- INIT_TERM
- INIT_READ_TIME
- INIT_READ_DATE
- INIT_USR_SECL
- INIT_RACF_VERSION

The <col_id> string is replaced by the column identifier for each record created. See Table 7 on page 140 for a list of the valid column identifiers.

Table 6. Format of the header portion of the unloaded SMF records

Field name	Type	Length	Position		Comments
			Start	End	
<col_id>_EVENT_TYPE	Char	8	1	8	Type of event that is described. Valid values are shown in Table 7 on page 140. A numeric value indicates that the event code was not translated. Only header information is created for records that have an untranslated event code.

Format of unloaded SMF type 80 data

Table 6. Format of the header portion of the unloaded SMF records (continued)

Field name	Type	Length	Position		Comments
			Start	End	
<col_id>_EVENT_QUAL	Char	8	10	17	A qualification of the type of event that is being described. Valid values are shown in the tables that accompany each of the record extension descriptions.
<col_id>_TIME_WRITTEN	Time	8	19	26	Time that the record was written to SMF.
<col_id>_DATE_WRITTEN	Date	10	28	37	Date that the record was written to SMF.
<col_id>_SYSTEM_SMFID	Char	4	39	42	SMF system ID of the system from which the record originates.
<col_id>_VIOLATION	Yes/No	4	44	47	Does this record represent a violation?
<col_id>_USER_NDFND	Yes/No	4	49	52	Was this user not defined to RACF?
<col_id>_USER_WARNING	Yes/No	4	54	57	Was this record created because of WARNING?
<col_id>_EVT_USER_ID	Char	8	59	66	User ID associated with the event.
<col_id>_EVT_GRP_ID	Char	8	68	75	Group name associated with the event.
<col_id>_AUTH_NORMAL	Yes/No	4	77	80	Was normal authority checking a reason for access being allowed?
<col_id>_AUTH_SPECIAL	Yes/No	4	82	85	Was special authority checking a reason for access being allowed?
<col_id>_AUTH_OPER	Yes/No	4	87	90	Was operations authority checking a reason for access being allowed?
<col_id>_AUTH_AUDIT	Yes/No	4	92	95	Was auditor authority checking a reason for access being allowed?
<col_id>_AUTH_EXIT	Yes/No	4	97	100	Was exit checking a reason for access being allowed?
<col_id>_AUTH_FAILSFT	Yes/No	4	102	105	Was failsoft checking a reason for access being allowed?
<col_id>_AUTH_BYPASS	Yes/No	4	107	110	Was the use of the user ID *BYPASS* a reason for access being allowed?
<col_id>_AUTH_TRUSTED	Yes/No	4	112	115	Was trusted authority checking a reason for access being allowed?
<col_id>_LOG_CLASS	Yes/No	4	117	120	Was SETR AUDIT(class) checking a reason for this event to be recorded?
<col_id>_LOG_USER	Yes/No	4	122	125	Was auditing requested for this user?
<col_id>_LOG_SPECIAL	Yes/No	4	127	130	Was auditing requested for access granted due to the SPECIAL or OPERATIONS privilege? To determine whether SPECIAL or OPERATIONS authority was used, see <col_id>_AUTH_SPECIAL and <col_id>_AUTH_OPER.
<col_id>_LOG_ACCESS	Yes/No	4	132	135	Did the profile indicate audit, or did FAILSOFT processing allow access, or did the RACHECK exit indicate auditing?
<col_id>_LOG_RACINIT	Yes/No	4	137	140	Did the RACINIT fail?
<col_id>_LOG_ALWAYS	Yes/No	4	142	145	Is this command always audited?
<col_id>_LOG_CMDVIOL	Yes/No	4	147	150	Was this event audited due to CMDVIOL?
<col_id>_LOG_GLOBAL	Yes/No	4	152	155	Was this event audited due to GLOBALAUDIT?
<col_id>_TERM_LEVEL	Integer	3	157	159	The terminal level associated with this audit record.
<col_id>_BACKOUT_FAIL	Yes/No	4	161	164	Did RACF fail in backing out the data?
<col_id>_PROF_SAME	Yes/No	4	166	169	Did a RACF error cause the profile to not be changed?
<col_id>_TERM	Char	8	171	178	The terminal associated with the event.

Table 6. Format of the header portion of the unloaded SMF records (continued)

Field name	Type	Length	Position		Comments
			Start	End	
<col_id>_JOB_NAME	Char	8	180	187	The job name associated with the event.
<col_id>_READ_TIME	Time	8	189	196	The time that the job entered the system.
<col_id>_READ_DATE	Date	10	198	207	The date that the job entered the system.
<col_id>_SMF_USER_ID	Char	8	209	216	User ID from SMF common area. This value is managed by SMF and the SMF processing exits.
<col_id>_LOG_LEVEL	Yes/No	4	218	221	Was this event audited due to SECLEVEL auditing?
<col_id>_LOG_VMEVENT	Yes/No	4	223	226	Was this event audited due to VMEVENT auditing?
<col_id>_LOG_LOGOPT	Yes/No	4	228	231	Was this event audited due to SETR LOGOPTIONS auditing?
<col_id>_LOG_SECL	Yes/No	4	233	236	Was this event audited due to SETR SECLABELAUDIT auditing?
<col_id>_LOG_COMPATM	Yes/No	4	238	241	Was this event audited due to SETR COMPATMODE auditing?
<col_id>_LOG_APPLAUD	Yes/No	4	243	246	Was this event audited due to SETR APPLAUDIT?
<col_id>_LOG_NONOMVS	Yes/No	4	248	251	Did this user try to use z/OS UNIX without being defined as a z/OS UNIX user (that is, is the user's OMVS segment in the RACF database missing)?
<col_id>_LOG_OMVSNPRV	Yes/No	4	253	256	The service that was requested requires that the user be the z/OS UNIX super-user.
<col_id>_AUTH_OMVSSU	Yes/No	4	258	261	Was the z/OS UNIX superuser authority used to grant the request?
<col_id>_AUTH_OMVSSYS	Yes/No	4	263	266	Was the request granted because the requestor was z/OS UNIX itself?
<col_id>_USR_SECL	Char	8	268	275	The security label associated with this user.
<col_id>_RACF_VERSION	Char	4	277	280	The version of RACF on the system that audited the event.

Note: An ACEE is unlikely to have additional identity context information for many events, such as RACF commands.

Event codes

The RACF SMF data unload utility creates records that represent the audit information for each type of auditable event. Table 7 on page 140 contains a list of all of the supported event codes.

COLUMN NAME

DESCRIPTION

Event Code Name

Name of the event code

Column ID (Col ID)

Shortened name that is used in the column name of fields that are a part of the event code record

Event Code

The number assigned to this event code by RACF

Description

A description of the event code.

Format of unloaded SMF type 80 data

Where Described

Where you can find the record definitions.

Table 7. Event codes and descriptions

Event code name	Col ID	Event code	Description	Where described
JOBINIT	INIT	01	Job initiation	"The JOBINIT record extension" on page 144
ACCESS	ACC	02	Resource access, other than file or directory.	"The ACCESS record extension" on page 147
ADDVOL	ADV	03	ADDVOL/CHGVOL	"The ADDVOL record extension" on page 150
RENAMEDS	REN	04	Rename data set, SFS file, or SFS directory	"The RENAMEDS record extension" on page 152
DELRES	DELR	05	Delete resource	"The DELRES record extension" on page 153
DELVOL	DELV	06	Delete volume	"The DELVOL record extension" on page 155
DEFINE	DEF	07	Define resource	"The DEFINE record extension" on page 156
ADDSD	AD	08	ADDSD command	"The ADDSD record extension" on page 158
ADDGROUP	AG	09	ADDGROUP command	"The ADDGROUP record extension" on page 160
ADDUSER	AU	10	ADDUSER command	"The ADDUSER record extension" on page 161
ALTDSD	ALD	11	ALTDSD command	"The ALTDSD record extension" on page 162
ALTGROUP	ALG	12	ALTGROUP command	"The ALTGROUP record extension" on page 164
ALTUSER	ALU	13	ALTUSER command	"The ALTUSER record extension" on page 165
CONNECT	CON	14	CONNECT command	"The CONNECT record extension" on page 167
DELSD	DELD	15	DELSD command	"The DELSD record extension" on page 168
DELGROUP	DELG	16	DELGROUP command	"The DELGROUP record extension" on page 170
DELUSER	DELU	17	DELUSER command	"The DELUSER record extension" on page 171
PASSWORD	PWD	18	PASSWORD command	"The PASSWORD record extension" on page 173
PERMIT	PERM	19	PERMIT command	"The PERMIT record extension" on page 174
RALTER	RALT	20	RALTER command	"The RALTER record extension" on page 176
RDEFINE	RDEF	21	RDEFINE command	"The RDEFINE record extension" on page 177
RDELETE	RDEL	22	RDELETE command	"The RDELETE record extension" on page 178
REMOVE	REM	23	REMOVE command	"The REMOVE record extension" on page 180
SETROPTS	SETR	24	SETROPTS command	"The SETROPTS record extension" on page 181

Table 7. Event codes and descriptions (continued)

Event code name	Col ID	Event code	Description	Where described
RVARY	RVAR	25	RVARY command	"The RVARY record extension" on page 183
APPCLU	APPC	26	APPC session	"The APPCLU record extension" on page 184
GENERAL	GEN	27	General purpose	"The general event record extension" on page 186
DIRSRCH	DSCH	28	Directory Search	"The directory search record extension" on page 187
DACCESS	DACC	29	Check access to a directory	"The check directory access record extension" on page 189
FACCESS	FACC	30	Check access to file	"The check file access record extension" on page 191
CHAUDIT	CAUD	31	Change audit options	"The change audit record extension" on page 193
CHDIR	CDIR	32	Change current directory	"The change directory record extension" on page 196
CHMOD	CMOD	33	Change file mode	"The change file mode record extension" on page 198
CHOWN	COWN	34	Change file ownership	"The change file ownership record extension" on page 201
CLRSETID	CSID	35	Clear SETID bits for a file	"The clear SETID bits record extension" on page 203
EXESETID	ESID	36	EXEC with SETUID/SETGID	"The EXEC SETUID/SETGID record extension" on page 205
GETPSENT	GPST	37	Get z/OS UNIX process entry	"The GETPSENT record extension" on page 206
INITOEDP	IOEP	38	Initialize z/OS UNIX process	"The initialize z/OS UNIX record extension" on page 208
TERMOEDP	TOEP	39	z/OS UNIX process complete	"The z/OS UNIX process completion record" on page 210
KILL	KILL	40	Terminate a process	"The KILL record extension" on page 211
LINK	LINK	41	LINK	"The LINK record extension" on page 213
MKDIR	MDIR	42	Make directory	"The MKDIR record extension" on page 215
MKNOD	MNOD	43	Make node	"The MKNOD record extension" on page 217
MNTFSYS	MFS	44	Mount a file system	"The mount file system record extension" on page 220
OPENFILE	OPEN	45	Open a new file	"The OPENFILE record extension" on page 222
PTRACE	PTRC	46	PTRACE authority checking	"The PTRACE record extension" on page 225
RENAMEF	RENF	47	Rename file	"The rename file record extension" on page 227
RMDIR	RDIR	48	Remove directory	"The RMDIR record extension" on page 229
SETEGID	SEGI	49	Set effective z/OS UNIX group identifier (GID).	"The SETEGID record extension" on page 231
SETEUID	SEUI	50	Set effective z/OS UNIX user identifier (UID)	"The SETEUID record extension" on page 233

Format of unloaded SMF type 80 data

Table 7. Event codes and descriptions (continued)

Event code name	Col ID	Event code	Description	Where described
SETGID	SGI	51	Set z/OS UNIX group identifier (GID).	"The SETGID record extension" on page 234
SETUID	SUI	52	Set z/OS UNIX user identifier (UID)	"The SETUID record extension" on page 236
SYMLINK	SYML	53	SYMLINK	"The SYMLINK record extension" on page 238
UNLINK	UNL	54	UNLINK	"The UNLINK record extension" on page 239
UMNTFSYS	UFS	55	Unmount file system	"The unmount file system record extension" on page 241
CHKFOWN	CFOW	56	Check file owner	"The check file owner record extension" on page 243
CHKPRIV	CPRV	57	Check privilege	"The check privilege record extension" on page 245
OPENSTTY	OSTY	58	Open slave TTY	"The open slave TTY record extension" on page 246
RACLINK	RACL	59	RACLINK command	"The RACLINK command record extension" on page 248
IPCCHK	ICLK	60	Check IPC access	"The IPCCHK record extension" on page 251
IPCGET	IGET	61	IPCGET	"The IPCGET record extension" on page 253
IPCCTL	ICTL	62	IPCCTL	"The IPCCTL record extension" on page 255
SETGROUP	SETG	63	SETGROUP	"The SETGROUP record extension" on page 258
CKOWN2	CKO2	64	CKOWN2	"The CKOWN2 record extension" on page 259
R_AUDIT	ACCR	65	Access Rights	"The access rights record extension" on page 261
RACDCERT	RACD	66	RACDCERT command	"The RACDCERT command record extension" on page 263
INITACEE	INTA	67	InitACEE	"The InitACEE record extension" on page 264
KTICKET	KTKT	68	Grant of initial Kerberos ticket	"The Network Authentication Service record extension" on page 266
RPKIGENC	RPKG	69	Certificate GENCERT request	"The RPKIGENC record extension" on page 266
RPKIEXPT	RPKE	70	Certificate EXPORT request	"The RPKIEXPT record extension" on page 268
PDACCESS	PDAC	71	Policy Director Authorization Services access control decision	"The Policy Director Authorization Services record extension" on page 270
RPKIREAD	RPKR	72	Certificate administration - read record	"The RPKIREAD record extension" on page 271
RPKIUPDR	RPKU	73	Certificate administration - update request record	"The RPKIUPDR record extension" on page 273

Table 7. Event codes and descriptions (continued)

Event code name	Col ID	Event code	Description	Where described
RPKIUPDC	RPKC	74	Certificate administration - update certificate record	"The RPKIUPDC record extension" on page 274
SETFACL	SACL	75	ACL entry changes	"The SETFACL record extension" on page 276
DELFACL	DACL	76	ACL deletion	"The DELFACL record extension" on page 278
SETFSECL	SSCL	77	Set security label of a z/OS UNIX file	"The SETFSECL record extension" on page 280
WRITEDWN	WDWN	78	Set write-down privilege	"The WRITEDWN record extension" on page 282
PKIDPUBR	PKDP	79	CRL publication	"The PKIDPUBR record extension" on page 283
RPKIRESP	RPKO	80	Created by RPKIRESP	"The RPKIRESP record extension" on page 283
PTEVAL	PTEV	81	PassTicket evaluation	"The PassTicket evaluation (PTEVAL) record extension" on page 285
PTCREATE	PTCR	82	PassTicket generation	"The PassTicket generation (PTCREATE) record extension" on page 286
RPKISCEP	RPKS	83	R_PKIServ SCEPREQ	"The RPKISCEP record extension" on page 287
RDATAUPD	RPUT	84	R_dataLib write function	"The RDATAUPD record extension" on page 289
PKIAURNW	PKRN	85	R_PKIServ automatic certificate renewal	"The PKIAURNW record extension" on page 291
PGMVERIFY	PGMV	86	R_PgmSignVer signature verification	"The PGMVERIFY record extension" on page 291
RACMAP	RACM	87	Defines the association between the distributed user identity and a RACF defined user ID	"The RACMAP record extension" on page 293
AUTOPROF	AUTO	88	Logs events that automatically modify RACF profiles	"The AUTOPROF record extension" on page 294
RPKIQREC	RPKQ	89	Finds a list of certificates of which have key pairs generated by PKI Services using the specified requester's email address and pass phrase	"The RPKIQREC record extension" on page 296

Record extensions

The following topics describe event-specific information. The extensions reflect the relocate section data for a specific event code. Fields in the event-specific information might contain blanks because not all relocate sections are created for a given event code.

Format of unloaded SMF type 80 data

The JOBINIT record extension

Table 8 describes the format of a record that is created by the RACINIT function, which occurs for user logons, batch job initiations, and at other times during the life of a unit of work. These fields are only present on JOBINIT records that are created from SMF type 80 records. JOBINIT records that are created from SMF type 30 records contain blanks in these fields.

The event qualifiers that can be associated with a JOBINIT event are shown in Table 9 on page 146.

Table 8. Format of the job initiation record extension (event code 01)

Field name	Type	Length	Position		Comments
			Start	End	
INIT_APPL	Char	8	282	289	Application name specified on the RACROUTE REQUEST=AUTH or REQUEST=VERIFY.
INIT_LOGSTR	Char	255	291	545	LOGSTR= data from the RACROUTE
INIT_BAD_JOBNAME	Char	8	547	554	The invalid job name that was processed.
INIT_USER_NAME	Char	20	556	575	The name associated with the user ID.
INIT_UTK_ENCR	Yes/No	4	577	580	Is the UTOKEN associated with this user encrypted?
INIT_UTK_PRE19	Yes/No	4	582	585	Is this a pre-1.9 token?
INIT_UTK_VERPROF	Yes/No	4	587	590	Is the VERIFYX propagation flag set?
INIT_UTK_NJEUNUSR	Yes/No	4	592	595	Is this the NJE undefined user?
INIT_UTK_LOGUSR	Yes/No	4	597	600	Is UAUDIT specified for this user?
INIT_UTK_SPECIAL	Yes/No	4	602	605	Is this a SPECIAL user?
INIT_UTK_DEFAULT	Yes/No	4	607	610	Is this a default token?
INIT_UTK_UNKNUSR	Yes/No	4	612	615	Is this an undefined user?
INIT_UTK_ERROR	Yes/No	4	617	620	Is this user token in error?
INIT_UTK_TRUSTED	Yes/No	4	622	625	Is this user a part of the trusted computing base (TCB)?
INIT_UTK_SESTYPE	Char	8	627	634	The session type of this session. See z/OS Security Server RACROUTE Macro Reference for a description of the valid values for session type. A null session type results in the unloading of blanks.
INIT_UTK_SURROGAT	Yes/No	4	636	639	Is this a surrogate user?
INIT_UTK_REMOTE	Yes/No	4	641	644	Is this a remote job?
INIT_UTK_PRIV	Yes/No	4	646	649	Is this a privileged user ID?
INIT_UTK_SECL	Char	8	651	658	The security label of the user.
INIT_UTK_EXECNODE	Char	8	660	667	The execution node of the work.
INIT_UTK_SUSER_ID	Char	8	669	676	The submitting user ID.
INIT_UTK_SNODE	Char	8	678	685	The submitting node.
INIT_UTK_SGRP_ID	Char	8	687	694	The submitting group name.
INIT_UTK_SPOE	Char	8	696	703	The port of entry.
INIT_UTK_SPCLASS	Char	8	705	712	Class of the POE. Valid values are "TERMINAL", "CONSOLE", "JESINPUT", and "APPCPORT".
INIT_UTK_USER_ID	Char	8	714	721	User ID associated with the record.
INIT_UTK_GRP_ID	Char	8	723	730	Group name associated with the record.
INIT_UTK_DFT_GRP	Yes/No	4	732	735	Is a default group assigned?
INIT_UTK_DFT_SECL	Yes/No	4	737	740	Is a default security label assigned?

Table 8. Format of the job initiation record extension (event code 01) (continued)

Field name	Type	Length	Position		Comments
			Start	End	
INIT_APPC_LINK	Char	16	742	757	A key to link together audit record together for a user's APPC transaction processing work.
INIT_UTK_NETW	Char	8	759	766	The port of entry network name.
INIT_RES_NAME	Char	255	768	1022	Resource name.
INIT_CLASS	Char	8	1024	1031	Class name.
INIT_X500_SUBJECT	Char	255	1033	1287	Subject's name associated with this event.
INIT_X500_ISSUER	Char	255	1289	1543	Issuer's name associated with this event.
INIT_SERVSECL	Char	8	1545	1552	Security label of the server.
INIT_SERV_POENAME	Char	64	1554	1617	SERVAUTH resource or profile name.
INIT_CTX_USER	Char	510	1619	2128	Authenticated user name.
INIT_CTX_REG	Char	255	2130	2384	Authenticated user registry name.
INIT_CTX_HOST	Char	128	2386	2513	Authenticated user host name.
INIT_CTX_MECH	Char	16	2515	2530	Authenticated user authentication mechanism object identifier (OID).
INIT_IDID_USER	Char	985	2532	3516	Authenticated distributed user name.
INIT_IDID_REG	Char	1021	3518	4538	Authenticated distributed user registry name.
INIT_ACEE_VLF	Yes/No	4	4540	4543	The ACEE was created from the VLF cache.
INIT_MFA_USER	Yes/No	4	4545	4548	The user has active MFA factors.
INIT_MFA_FALLBACK	Yes/No	4	4550	4553	The MFA user is allowed to fall back to password authentication when IBM MFA is unavailable.
INIT_MFA_UNAVAIL	Yes/No	4	4555	4558	MFA was unavailable to make an authentication decision for the IBM MFA user.
INIT_MFA_PWD_EXPIRED	Yes/No	4	4560	4563	IBM MFA requested that RACROUTE REQUEST=VERIFY return the password-expired return code.
INIT_MFA_NPWD_INV	Yes/No	4	4565	4568	IBM MFA requested that RACROUTE REQUEST=VERIFY return the new-password-invalid return code.
INIT_MFA_PART_SUCC	Yes/No	4	4570	4573	IBM MFA requested that RACROUTE REQUEST=VERIFY return the password-invalid return code, but not to increment the password revoke count (partial success).
INIT_RESERVED_01	Yes/No	4	4575	4578	Reserved for IBM's use
INIT_PASSWORD_EVAL	Yes/No	4	4580	4583	The supplied password was evaluated.
INIT_PASSWORD_SUCC	Yes/No	4	4585	4588	The supplied password was evaluated successfully.
INIT_PHRASE_EVAL	Yes/No	4	4590	4593	The supplied password phrase was evaluated.
INIT_PHRASE_SUCC	Yes/No	4	4595	4598	The supplied password phrase was evaluated successfully.
INIT_PASSTICKET_EVAL	Yes/No	4	4600	4603	The supplied password was evaluated as a PassTicket.
INIT_PASSTICKET_SUCC	Yes/No	4	4605	4608	The supplied password was evaluated successfully as a PassTicket.
INIT_MFA_SUCC	Yes/No	4	4610	4613	MFA authentication successful.
INIT_MFA_FAIL	Yes/No	4	4615	4618	MFA authentication unsuccessful.
INIT_AUTH_RSN1	Char	8	4620	4627	Authentication reason, part 1. Expressed as hexadecimal number.

Format of unloaded SMF type 80 data

Table 8. Format of the job initiation record extension (event code 01) (continued)

Field name	Type	Length	Position		Comments
			Start	End	
INIT_AUTH_RSN2	Char	8	4629	4636	Authentication reason, part 2. Expressed as hexadecimal number.

Table 9. Event qualifiers for JOBINIT records

Event qualifier	Event qualifier number	Event description
SUCCESS	--	Successful initiation (from type 30 record)
TERM	--	Successful termination (from type 30 record)
SUCCESSI	00	Successful initiation.
INVPSWD	01	Not a valid password.
INVGRP	02	Not a valid group.
INVOID	03	Not a valid OI DCARD.
INVTERM	04	Not a valid terminal.
INVAPPL	05	Not a valid application.
REVKUSER	06	User has been revoked.
REVKAUTO	07	User automatically revoked because of excessive password and password phrase attempts.
SUCCEST	08	Successful termination.
UNDFUSER	09	User not defined to RACF.
INSSECL	10	Insufficient security label.
NASECL	11	Not authorized to security label.
RACINITI	12	Successful RACINIT initiation.
RACINITD	13	Successful RACINIT deletion.
MOREAUTH	14	User does not have authority to log on while SETROPTS MLQUIET is in effect.
RJENAUTH	15	RJE not authorized.
SURROGTI	16	Surrogate class inactive.
SUBNATHU	17	Submitter not authorized by user.
SUBNATHS	18	Submitter not authorized by security label.
USERNJOB	19	User not authorized to the job.
WINSSECL	20	Warning: Insufficient security label.
WSECLM	21	Warning: security label missing from job.
WNASECL	22	Warning: Not authorized to security label.
SECLNCM	23	Security labels not compatible.
WSECLNCM	24	Warning: security labels not compatible.
PWDEXPR	25	Current password has expired.
INVNPWD	26	Not a valid new password.
EXITFAIL	27	Failed by installation exit.
GRPARVKD	28	Group access revoked.
OIDREQD	29	OI DCARD required.
NJENAUTH	30	NJE job not authorized.
WUKNUPRP	31	Warning: Undefined user from trusted node propagated.
SUCCESSP	32	Successful initiation using a PassTicket.
PTKTREPL	33	Attempted replay of PassTicket.

Table 9. Event qualifiers for JOBINIT records (continued)

Event qualifier	Event qualifier number	Event description
SECLSRVM	34	Mismatch with server's security label.
REVKINAC	35	User automatically revoked because of inactivity.
INVPHRS	36	Password phrase is not valid.
INVNPHRS	37	New password phrase is not valid.
PHRSEXP	38	Current password phrase has expired.
DIDNOTDF	39	No RACF user ID found for distributed identity.
SUCCESSM	40	Successful IBM Multi-Factor Authentication authentication.
INVMFA	41	Failed IBM Multi-Factor Authentication authentication.
MFAUNAVL	42	Failed authentication because no multi-factor authentication decision could be made for an IBM MFA user who has the NOPWFALLBACK option.
MFAPSUCC	43	IBM MFA partial success: credentials were not incorrect, but a re-authentication is required.

The ACCESS record extension

Table 10 describes the format of a record that is created by the access to a resource.

The event qualifiers that can be associated with an access event are shown in Table 11 on page 149.

Table 10. Format of the ACCESS record extension (event code number 02)

Field name	Type	Length	Position		Comments
			Start	End	
ACC_RES_NAME	Char	255	282	536	Resource name or old resource name.
ACC_REQUEST	Char	8	538	545	The access authority requested.
ACC_GRANT	Char	8	547	554	The access authority granted.
ACC_LEVEL	Integer	3	556	558	Level of the resource.
ACC_VOL	Char	6	560	565	Volume of the resource.
ACC_OLDVOL	Char	6	567	572	OLDVOL of the resource.
ACC_CLASS	Char	8	574	581	Class name.
ACC_APPL	Char	8	583	590	Application name specified.
ACC_TYPE	Char	8	592	599	Type of resource data. If the resource name and the profile name are discrete, then ACC_TYPE and ACC_NAME contain blanks. ACC_TYPE is "GENERIC" if the *resource* name is generic. Otherwise, if a generic profile matched the resource name, ACC_TYPE is "PROFILE".
ACC_NAME	Char	246	601	846	Resource or profile name. Note: This field is blank when a discrete profile was used, or when no profile was used, such as when a user accesses their own JES spool files. For discrete profiles, the profile name that was used is the same as the resource name.
ACC_OWN_ID	Char	8	848	855	Name of the profile owner.
ACC_LOGSTR	Char	255	857	1111	LOGSTR= data from the RACROUTE.
ACC_RECVR	Char	8	1113	1120	User ID to whom the data is directed (RECVR= on RACROUTE).

Format of unloaded SMF type 80 data

Table 10. Format of the ACCESS record extension (event code number 02) (continued)

Field name	Type	Length	Position		Comments
			Start	End	
ACC_USER_NAME	Char	20	1122	1141	User name from the ACEE.
ACC_SECL	Char	8	1143	1150	Security label of the resource.
ACC_UTK_ENCR	Yes/No	4	1152	1155	Is the UTOKEN associated with this user encrypted?
ACC_UTK_PRE19	Yes/No	4	1157	1160	Is this a pre-1.9 token?
ACC_UTK_VERPROF	Yes/No	4	1162	1165	Is the VERIFYX propagation flag set?
ACC_UTK_NJEUNUSR	Yes/No	4	1167	1170	Is this the NJE undefined user?
ACC_UTK_LOGUSR	Yes/No	4	1172	1175	Is UAUDIT specified for this user?
ACC_UTK_SPECIAL	Yes/No	4	1177	1180	Is this a SPECIAL user?
ACC_UTK_DEFAULT	Yes/No	4	1182	1185	Is this a default token?
ACC_UTK_UNKNUSR	Yes/No	4	1187	1190	Is this an undefined user?
ACC_UTK_ERROR	Yes/No	4	1192	1195	Is this user token in error?
ACC_UTK_TRUSTED	Yes/No	4	1197	1200	Is this user a part of the trusted computing base (TCB)?
ACC_UTK_SESSTYPE	Char	8	1202	1209	The session type of this session.
ACC_UTK_SURROGAT	Yes/No	4	1211	1214	Is this a surrogate user?
ACC_UTK_REMOTE	Yes/No	4	1216	1219	Is this a remote job?
ACC_UTK_PRIV	Yes/No	4	1221	1224	Is this a privileged user ID?
ACC_UTK_SECL	Char	8	1226	1233	The security label of the user.
ACC_UTK_EXECNODE	Char	8	1235	1242	The execution node of the work.
ACC_UTK_SUSER_ID	Char	8	1244	1251	The submitting user ID.
ACC_UTK_SNODE	Char	8	1253	1260	The submitting node.
ACC_UTK_SGRP_ID	Char	8	1262	1269	The submitting group name.
ACC_UTK_SPOE	Char	8	1271	1278	The port of entry.
ACC_UTK_SPCLASS	Char	8	1280	1287	Class of the POE. Valid values are "TERMINAL", "CONSOLE", "JESINPUT", and "APPCPORT".
ACC_UTK_USER_ID	Char	8	1289	1296	User ID associated with the record.
ACC_UTK_GRP_ID	Char	8	1298	1305	Group name associated with the record.
ACC_UTK_DFT_GRP	Yes/No	4	1307	1310	Is a default group assigned?
ACC_UTK_DFT_SECL	Yes/No	4	1312	1315	Is a default security label assigned?
ACC_RTK_ENCR	Yes/No	4	1317	1320	Is the RTOKEN associated with this user encrypted?
ACC_RTK_PRE19	Yes/No	4	1322	1325	Is this a pre-1.9 token?
ACC_RTK_VERPROF	Yes/No	4	1327	1330	Is the VERIFYX propagation flag set?
ACC_RTK_NJEUNUSR	Yes/No	4	1332	1335	Is this the NJE undefined user?
ACC_RTK_LOGUSR	Yes/No	4	1337	1340	Is UAUDIT specified for this user?
ACC_RTK_SPECIAL	Yes/No	4	1342	1345	Is this a SPECIAL user?
ACC_RTK_DEFAULT	Yes/No	4	1347	1350	Is this a default token?
ACC_RTK_UNKNUSR	Yes/No	4	1352	1355	Is this an undefined user?
ACC_RTK_ERROR	Yes/No	4	1357	1360	Is this user token in error?
ACC_RTK_TRUSTED	Yes/No	4	1362	1365	Is this user a part of the trusted computing base (TCB)?
ACC_RTK_SESSTYPE	Char	8	1367	1374	The session type of this session.
ACC_RTK_SURROGAT	Yes/No	4	1376	1379	Is this a surrogate user?
ACC_RTK_REMOTE	Yes/No	4	1381	1384	Is this a remote job?

Table 10. Format of the ACCESS record extension (event code number 02) (continued)

Field name	Type	Length	Position		Comments
			Start	End	
ACC_RTK_PRIV	Yes/No	4	1386	1389	Is this a privileged user ID?
ACC_RTK_SECL	Char	8	1391	1398	The security label of the user.
ACC_RTK_EXECNODE	Char	8	1400	1407	The execution node of the work.
ACC_RTK_SUSER_ID	Char	8	1409	1416	The submitting user ID.
ACC_RTK_SNODE	Char	8	1418	1425	The submitting node.
ACC_RTK_SGRP_ID	Char	8	1427	1434	The submitting group name.
ACC_RTK_SPOE	Char	8	1436	1443	The port of entry.
ACC_RTK_SPCLASS	Char	8	1445	1452	Class of the POE. Valid values are "TERMINAL", "CONSOLE", "JESINPUT", and "APPCPORT".
ACC_RTK_USER_ID	Char	8	1454	1461	User ID associated with the record.
ACC_RTK_GRP_ID	Char	8	1463	1470	Group name associated with the record.
ACC_RTK_DFT_GRP	Yes/No	4	1472	1475	Is a default group assigned?
ACC_RTK_DFT_SECL	Yes/No	4	1477	1480	Is a default security label assigned?
ACC_APPC_LINK	Char	16	1482	1497	A key to link together audit record together for a user's APPC transaction processing work.
ACC_DCE_LINK	Char	16	1499	1514	Link to connect DCE records that originate from a single DCE request.
ACC_AUTH_TYPE	Char	13	1516	1528	Defines the type of request. Valid values are "SERVER", "AUTH_CLIENT", "UNAUTH_CLIENT" and "NESTED".
ACC_PDS_DSN	Char	44	1530	1573	Partitioned data set name.
ACC_UTK_NETW	Char	8	1575	1582	The port of entry network name.
ACC_RTK_NETW	Char	8	1584	1591	The network name from the RTOKEN.
ACC_X500_SUBJECT	Char	255	1593	1847	Subject's name associated with this event.
ACC_X500_ISSUER	Char	255	1849	2103	Issuer's name associated with this event.
ACC_USECL	Char	8	2105	2112	Security label of the resource (for DIRAUTH processing only).
ACC_SERV_POENAME	Char	64	2114	2177	SERVAUTH resource or profile name.
ACC_NEST_PRIMARY	Char	8	2179	2186	Primary (client) user ID in nested ACEE.
ACC_CTX_USER	Char	510	2188	2697	Authenticated user name.
ACC_CTX_REG	Char	255	2699	2953	Authenticated user registry name.
ACC_CTX_HOST	Char	128	2955	3082	Authenticated user host name.
ACC_CTX_MECH	Char	16	3084	3099	Authenticated user authentication mechanism object identifier (OID).
ACC_CRITERIA	Char	244	3101	3344	Access criteria.
ACC_IDID_USER	Char	985	3346	4330	Authenticated distributed user name.
ACC_IDID_REG	Char	1021	4332	5352	Authenticated distributed user registry name.

Table 11. Event qualifiers for access records

Event qualifier	Event qualifier number	Event description
SUCCESS	00	Successful access.
INSAUTH	01	Insufficient authority.
PRFNFND	02	Profile not found; RACFIND specified on macro.

Format of unloaded SMF type 80 data

Table 11. Event qualifiers for access records (continued)

Event qualifier	Event qualifier number	Event description
WARNING	03	Access allowed by WARNING.
FPROTALL	04	Failed by PROTECTALL.
WPROTALL	05	PROTECTALL warning.
INSCATG	06	Insufficient category or level.
INSSECL	07	Insufficient security label.
WSECLM	08	Warning: security label missing.
WINSSECL	09	Warning: Insufficient security label.
WNOTCAT	10	Warning: Data set not cataloged, but was required for authority check.
NOTCAT	11	Data set not cataloged.
PRFNFDAL	12	Profile not found.
WINSCATG	13	Warning: Insufficient category or level.
WNONMAIN	14	Warning: Non-MAIN execution environment detected while in ENHANCED PGMSECURITY mode. Conditional access of EXECUTE-controlled program temporarily allowed.
PGMBASIC	15	Conditional access or use of EXECUTE-controlled program allowed through BASIC mode program while in ENHANCED PGMSECURITY mode.

The ADDVOL record extension

Table 12 describes the format of a record that is created by the ADDVOL or CHGVOL operations.

The event qualifiers that can be associated with an ADDVOL event are shown in Table 13 on page 151.

Table 12. Format of the ADDVOL record extension (event code 03)

Field name	Type	Length	Position		Comments
			Start	End	
ADV_RES_NAME	Char	255	282	536	Resource name.
ADV_GRANT	Char	8	538	545	The access authority granted.
ADV_LEVEL	Integer	3	547	549	The level of the resource.
ADV_VOL	Char	6	551	556	Volume of the resource.
ADV_OLDVOL	Char	6	558	563	OLDVOL of the resource.
ADV_CLASS	Char	8	565	572	Class name.
ADV_OWN_ID	Char	8	574	581	Name of the profile owner.
ADV_LOGSTR	Char	255	583	837	LOGSTR= data from the RACROUTE
ADV_USER_NAME	Char	20	839	858	User name from the ACEE.
ADV_UTK_ENCR	Yes/No	4	860	863	Is the UTOKEN associated with this user encrypted?
ADV_UTK_PRE19	Yes/No	4	865	868	Is this a pre-1.9 token?
ADV_UTK_VERPROF	Yes/No	4	870	873	Is the VERIFYX propagation flag set?
ADV_UTK_NJEUNUSR	Yes/No	4	875	878	Is this the NJE undefined user?
ADV_UTK_LOGUSR	Yes/No	4	880	883	Is UAUDIT specified for this user?
ADV_UTK_SPECIAL	Yes/No	4	885	888	Is this a SPECIAL user?

Table 12. Format of the ADDVOL record extension (event code 03) (continued)

Field name	Type	Length	Position		Comments
			Start	End	
ADV_UTK_DEFAULT	Yes/No	4	890	893	Is this a default token?
ADV_UTK_UNKNUSR	Yes/No	4	895	898	Is this an undefined user?
ADV_UTK_ERROR	Yes/No	4	900	903	Is this user token in error?
ADV_UTK_TRUSTED	Yes/No	4	905	908	Is this user a part of the trusted computing base (TCB)?
ADV_UTK_SESTYPE	Char	8	910	917	The session type of this session.
ADV_UTK_SURROGAT	Yes/No	4	919	922	Is this a surrogate user?
ADV_UTK_REMOTE	Yes/No	4	924	927	Is this a remote job?
ADV_UTK_PRIV	Yes/No	4	929	932	Is this a privileged user ID?
ADV_UTK_SECL	Char	8	934	941	The security label of the user.
ADV_UTK_EXECNODE	Char	8	943	950	The execution node of the work.
ADV_UTK_SUSER_ID	Char	8	952	959	The submitting user ID.
ADV_UTK_SNODE	Char	8	961	968	The submitting node.
ADV_UTK_SGRP_ID	Char	8	970	977	The submitting group name.
ADV_UTK_SPOE	Char	8	979	986	The port of entry.
ADV_UTK_SPCLASS	Char	8	988	995	Class of the POE. Valid values are "TERMINAL", "CONSOLE", "JESINPUT", and "APPCPORT".
ADV_UTK_USER_ID	Char	8	997	1004	User ID associated with the record.
ADV_UTK_GRP_ID	Char	8	1006	1013	Group name associated with the record.
ADV_UTK_DFT_GRP	Yes/No	4	1015	1018	Is a default group assigned?
ADV_UTK_DFT_SECL	Yes/No	4	1020	1023	Is a default security label assigned?
ADV_APPC_LINK	Char	16	1025	1040	Key to link together APPC records.
ADV_SPECIFIED	Char	1024	1042	2065	The keywords specified.
ADV_UTK_NETW	Char	8	2067	2074	The port of entry network name.
ADV_X500_SUBJECT	Char	255	2076	2330	Subject's name associated with this event.
ADV_X500_ISSUER	Char	255	2332	2586	Issuer's name associated with this event.
ADV_SERV_POENAME	Char	64	2588	2651	SERVAUTH resource or profile name.
ADV_RES_SECL	Char	8	2653	2660	Resource security label.
ADV_CTX_USER	Char	510	2662	3171	Authenticated user name.
ADV_CTX_REG	Char	255	3173	3427	Authenticated user registry name.
ADV_CTX_HOST	Char	128	3429	3556	Authenticated user host name.
ADV_CTX_MECH	Char	16	3558	3573	Authenticated user authentication mechanism object identifier (OID).
ADV_IDID_USER	Char	985	3575	4559	Authenticated distributed user name.
ADV_IDID_REG	Char	1021	4561	5581	Authenticated distributed user registry name.

Table 13. Event qualifiers for add volume/change volume records

Event qualifier	Event qualifier number	Event description
SUCCESS	00	The volume was successfully added or changed.
INSAUTH	01	Insufficient authority.
INSSECL	02	Insufficient security label authority.
LESSSPEC	03	A less-specific profile exists with a different security label.

Format of unloaded SMF type 80 data

The RENAMEDS record extension

Table 14 describes the format of a record that is created by the rename data set, rename SFS file, or rename SFS directory operation.

The event qualifiers that can be associated with a RENAMEDS event are shown in Table 15 on page 153.

Table 14. Format of the RENAMEDS record extension (event code 04)

Field name	Type	Length	Position		Comments
			Start	End	
REN_RES_NAME	Char	255	282	536	Old resource name.
REN_NEW_RES_NAME	Char	255	538	792	New Resource name.
REN_LEVEL	Integer	3	794	796	The level of the resource.
REN_VOL	Char	6	798	803	Volume of the resource.
REN_CLASS	Char	8	805	812	Class name.
REN_OWN_ID	Char	8	814	821	Name of the profile owner.
REN_LOGSTR	Char	255	823	1077	LOGSTR= data from the RACROUTE
REN_USER_NAME	Char	20	1079	1098	User name from the ACEE.
REN_UTK_ENCR	Yes/No	4	1100	1103	Is the UTOKEN associated with this user encrypted?
REN_UTK_PRE19	Yes/No	4	1105	1108	Is this a pre-1.9 token?
REN_UTK_VERPROF	Yes/No	4	1110	1113	Is the VERIFYX propagation flag set?
REN_UTK_NJEUNUSR	Yes/No	4	1115	1118	Is this the NJE undefined user?
REN_UTK_LOGUSR	Yes/No	4	1120	1123	Is UAUDIT specified for this user?
REN_UTK_SPECIAL	Yes/No	4	1125	1128	Is this a SPECIAL user?
REN_UTK_DEFAULT	Yes/No	4	1130	1133	Is this a default token?
REN_UTK_UNKNUSR	Yes/No	4	1135	1138	Is this an undefined user?
REN_UTK_ERROR	Yes/No	4	1140	1143	Is this user token in error?
REN_UTK_TRUSTED	Yes/No	4	1145	1148	Is this user a part of the trusted computing base (TCB)?
REN_UTK_SESTYPE	Char	8	1150	1157	The session type of this session.
REN_UTK_SURROGAT	Yes/No	4	1159	1162	Is this a surrogate user?
REN_UTK_REMOTE	Yes/No	4	1164	1167	Is this a remote job?
REN_UTK_PRIV	Yes/No	4	1169	1172	Is this a privileged user ID?
REN_UTK_SECL	Char	8	1174	1181	The security label of the user.
REN_UTK_EXECNODE	Char	8	1183	1190	The execution node of the work.
REN_UTK_SUSER_ID	Char	8	1192	1199	The submitting user ID.
REN_UTK_SNODE	Char	8	1201	1208	The submitting node.
REN_UTK_SGRP_ID	Char	8	1210	1217	The submitting group name.
REN_UTK_SPOE	Char	8	1219	1226	The port of entry.
REN_UTK_SPCLASS	Char	8	1228	1235	Class of the POE. Valid values are "TERMINAL", "CONSOLE", "JESINPUT", and "APPCPORT".
REN_UTK_USER_ID	Char	8	1237	1244	User ID associated with the record.
REN_UTK_GRP_ID	Char	8	1246	1253	Group name associated with the record.
REN_UTK_DFT_GRP	Yes/No	4	1255	1258	Is a default group assigned?
REN_UTK_DFT_SECL	Yes/No	4	1260	1263	Is a default security label assigned?
REN_APPC_LINK	Char	16	1265	1280	Key to link together APPC records.
REN_SPECIFIED	Char	1024	1282	2305	The keywords specified.
REN_UTK_NETW	Char	8	2307	2314	The port of entry network name.

Table 14. Format of the RENAMEDS record extension (event code 04) (continued)

Field name	Type	Length	Position		Comments
			Start	End	
REN_X500_SUBJECT	Char	255	2316	2570	Subject's name associated with this event.
REN_X500_ISSUER	Char	255	2572	2826	Issuer's name associated with this event.
REN_SERV_POENAME	Char	64	2828	2891	SERVAUTH resource or profile name.
REN_RES_SECL	Char	8	2893	2900	Resource security label.
REN_CTX_USER	Char	510	2902	3411	Authenticated user name.
REN_CTX_REG	Char	255	3413	3667	Authenticated user registry name.
REN_CTX_HOST	Char	128	3669	3796	Authenticated user host name.
REN_CTX_MECH	Char	16	3798	3813	Authenticated user authentication mechanism object identifier (OID).
REN_IDID_USER	Char	985	3815	4799	Authenticated distributed user name.
REN_IDID_REG	Char	1021	4801	5821	Authenticated distributed user registry name.

Table 15. Event qualifiers for RENAMEDS records

Event qualifier	Event qualifier number	Event description
SUCCESS	00	Successful rename.
INVGRP	01	Invalid group.
NOTINGRP	02	User not in group.
INSAUTH	03	Insufficient authority.
ALRDEFD	04	Resource already defined.
NOTRACF	05	User is not RACF-defined.
NOTPROT	06	Resource not protected.
WNOTPROT	07	Warning: Resource not protected
NOT2RACF	08	User in second qualifier is not RACF-defined.
LESSSPEC	09	A less-specific profile exists with a different security label.
INSSECL	10	Insufficient security label authority.
RSNSECL	11	Resource not protected by security label.
NMNSECL	12	New name not protected by security label.
NODOMIN	13	New security label must dominate old security label.
WINSSECL	14	Warning: Insufficient security label authority.
WRSNSECL	15	Warning: Resource not protected by security label.
WNMNSECL	16	Warning: New name not protected by security label.
WNODOMIN	17	Warning: New security label must dominate old security label.

The DELRES record extension

Table 16 on page 154 describes the format of a record that is created by the delete resource operation.

The event qualifiers that may be associated with a DELRES event are shown in Table 17 on page 155.

Format of unloaded SMF type 80 data

Table 16. Format of the DELRES record extension (event code 05)

Field name	Type	Length	Position		Comments
			Start	End	
DELR_RES_NAME	Char	255	282	536	Old resource name.
DELR_LEVEL	Integer	3	538	540	The level of the resource.
DELR_VOL	Char	6	542	547	Volume of the resource.
DELR_CLASS	Char	8	549	556	Class name.
DELR_OWN_ID	Char	8	558	565	Name of the profile owner.
DELR_LOGSTR	Char	255	567	821	LOGSTR= data from the RACROUTE
DELR_USER_NAME	Char	20	823	842	User name from the ACEE.
DELR_UTK_ENCR	Yes/No	4	844	847	Is the UTOKEN associated with this user encrypted?
DELR_UTK_PRE19	Yes/No	4	849	852	Is this a pre-1.9 token?
DELR_UTK_VERPROF	Yes/No	4	854	857	Is the VERIFYX propagation flag set?
DELR_UTK_NJEUNUSR	Yes/No	4	859	862	Is this the NJE undefined user?
DELR_UTK_LOGUSR	Yes/No	4	864	867	Is UAUDIT specified for this user?
DELR_UTK_SPECIAL	Yes/No	4	869	872	Is this a SPECIAL user?
DELR_UTK_DEFAULT	Yes/No	4	874	877	Is this a default token?
DELR_UTK_UNKNUSR	Yes/No	4	879	882	Is this an undefined user?
DELR_UTK_ERROR	Yes/No	4	884	887	Is this user token in error?
DELR_UTK_TRUSTED	Yes/No	4	889	892	Is this user a part of the trusted computing base (TCB)?
DELR_UTK_SESSTYPE	Char	8	894	901	The session type of this session.
DELR_UTK_SURROGAT	Yes/No	4	903	906	Is this a surrogate user?
DELR_UTK_REMOTE	Yes/No	4	908	911	Is this a remote job?
DELR_UTK_PRIV	Yes/No	4	913	916	Is this a privileged user ID?
DELR_UTK_SECL	Char	8	918	925	The security label of the user.
DELR_UTK_EXECNODE	Char	8	927	934	The execution node of the work.
DELR_UTK_SUSER_ID	Char	8	936	943	The submitting user ID.
DELR_UTK_SNODE	Char	8	945	952	The submitting node.
DELR_UTK_SGRP_ID	Char	8	954	961	The submitting group name.
DELR_UTK_SPOE	Char	8	963	970	The port of entry.
DELR_UTK_SPCLASS	Char	8	972	979	Class of the POE. Valid values are "TERMINAL", "CONSOLE", "JESINPUT", and "APPCPORT".
DELR_UTK_USER_ID	Char	8	981	988	User ID associated with the record.
DELR_UTK_GRP_ID	Char	8	990	997	Group name associated with the record.
DELR_UTK_DFT_GRP	Yes/No	4	999	1002	Is a default group assigned?
DELR_UTK_DFT_SECL	Yes/No	4	1004	1007	Is a default security label assigned?
DELR_APPC_LINK	Char	16	1009	1024	Key to link together APPC records.
DELR_SPECIFIED	Char	1024	1026	2049	Keywords specified.
DELR_UTK_NETW	Char	8	2051	2058	The port of entry network name.
DELR_X500_SUBJECT	Char	255	2060	2314	Subject's name associated with this event.
DELR_X500_ISSUER	Char	255	2316	2570	Issuer's name associated with this event.
DELR_SERV_POENAME	Char	64	2572	2635	SERVAUTH resource or profile name.
DELR_RES_SECL	Char	8	2637	2644	Resource security label.
DELR_CTX_USER	Char	510	2646	3155	Authenticated user name.
DELR_CTX_REG	Char	255	3157	3411	Authenticated user registry name.
DELR_CTX_HOST	Char	128	3413	3540	Authenticated user host name.

Table 16. Format of the DELRES record extension (event code 05) (continued)

Field name	Type	Length	Position		Comments
			Start	End	
DELX_CTX_MECH	Char	16	3542	3557	Authenticated user authentication mechanism object identifier (OID).
DELX_IDID_USER	Char	985	3559	4543	Authenticated distributed user name.
DELX_IDID_REG	Char	1021	4545	5565	Authenticated distributed user registry name.

Table 17. Event qualifiers for delete resource records

Event qualifier	Event number	Event description
SUCCESS	00	The resource was successfully deleted.
NOTFOUND	01	Resource not found.
INVVOL	02	Invalid volume.

The DELVOL record extension

Table 18 describes the format of a record that is created by the delete resource operation.

The event qualifier that can be associated with a DELVOL event is shown in Table 19 on page 156.

Table 18. Format of the DELVOL record extension (event code 06)

Field name	Type	Length	Position		Comments
			Start	End	
DELV_RES_NAME	Char	255	282	536	Old resource name.
DELV_LEVEL	Integer	3	538	540	The level of the resource.
DELV_VOL	Char	6	542	547	Volume of the resource.
DELV_CLASS	Char	8	549	556	Class name.
DELV_OWN_ID	Char	8	558	565	Name of the profile owner.
DELV_LOGSTR	Char	255	567	821	LOGSTR= data from the RACROUTE
DELV_USER_NAME	Char	20	823	842	User name.
DELV_UTK_ENCR	Yes/No	4	844	847	Is the UTOKEN associated with this user encrypted?
DELV_UTK_PRE19	Yes/No	4	849	852	Is this a pre-1.9 token?
DELV_UTK_VERPROF	Yes/No	4	854	857	Is the VERIFYX propagation flag set?
DELV_UTK_NJEUNUSR	Yes/No	4	859	862	Is this the NJE undefined user?
DELV_UTK_LOGUSR	Yes/No	4	864	867	Is UAUDIT specified for this user?
DELV_UTK_SPECIAL	Yes/No	4	869	872	Is this a SPECIAL user?
DELV_UTK_DEFAULT	Yes/No	4	874	877	Is this a default token?
DELV_UTK_UNKNUSR	Yes/No	4	879	882	Is this an undefined user?
DELV_UTK_ERROR	Yes/No	4	884	887	Is this user token in error?
DELV_UTK_TRUSTED	Yes/No	4	889	892	Is this user a part of the trusted computing base (TCB)?
DELV_UTK_SESSTYPE	Char	8	894	901	The session type of this session.
DELV_UTK_SURROGAT	Yes/No	4	903	906	Is this a surrogate user?
DELV_UTK_REMOTE	Yes/No	4	908	911	Is this a remote job?
DELV_UTK_PRIV	Yes/No	4	913	916	Is this a privileged user ID?

Format of unloaded SMF type 80 data

Table 18. Format of the DELVOL record extension (event code 06) (continued)

Field name	Type	Length	Position		Comments
			Start	End	
DELV_UTK_SECL	Char	8	918	925	The security label of the user.
DELV_UTK_EXECPNODE	Char	8	927	934	The execution node of the work.
DELV_UTK_SUSER_ID	Char	8	936	943	The submitting user ID.
DELV_UTK_SNODE	Char	8	945	952	The submitting node.
DELV_UTK_SGRP_ID	Char	8	954	961	The submitting group name.
DELV_UTK_SPOE	Char	8	963	970	The port of entry.
DELV_UTK_SPCCLASS	Char	8	972	979	Class of the POE. Valid values are "TERMINAL", "CONSOLE", "JESINPUT", and "APPCPORT".
DELV_UTK_USER_ID	Char	8	981	988	User ID associated with the record.
DELV_UTK_GRP_ID	Char	8	990	997	Group name associated with the record.
DELV_UTK_DFT_GRP	Yes/No	4	999	1002	Is a default group assigned?
DELV_UTK_DFT_SECL	Yes/No	4	1004	1007	Is a default security label assigned?
DELV_APPC_LINK	Char	16	1009	1024	Key to link together APPC records.
DELV_SPECIFIED	Char	1024	1026	2049	The keywords specified.
DELV_UTK_NETW	Char	8	2051	2058	The port of entry network name.
DELV_X500_SUBJECT	Char	255	2060	2314	Subject's name associated with this event.
DELV_X500_ISSUER	Char	255	2316	2570	Issuer's name associated with this event.
DELV_SERV_POENAME	Char	64	2572	2635	SERVAUTH resource or profile name.
DELV_RES_SECL	Char	8	2637	2644	Resource security label.
DELV_CTX_USER	Char	510	2646	3155	Authenticated user name.
DELV_CTX_REG	Char	255	3157	3411	Authenticated user registry name.
DELV_CTX_HOST	Char	128	3413	3540	Authenticated user host name.
DELV_CTX_MECH	Char	16	3542	3557	Authenticated user authentication mechanism object identifier (OID).
DELV_IDID_USER	Char	985	3559	4543	Authenticated distributed user name.
DELV_IDID_REG	Char	1021	4545	5565	Authenticated distributed user registry name.

Table 19. Event qualifiers for delete volume records

Event qualifier	Event qualifier number	Event description
SUCCESS	00	The volume was successfully deleted.

The DEFINE record extension

Table 20 describes the format of a record that is created by the define resource operation.

The event qualifiers that can be associated with a DEFINE event are shown in Table 21 on page 158.

Table 20. Format of the DEFINE record extension (event code 07)

Field name	Type	Length	Position		Comments
			Start	End	
DEF_RES_NAME	Char	255	282	536	Old resource name.
DEF_LEVEL	Integer	3	538	540	The level of the resource.
DEF_VOL	Char	6	542	547	Volume of the resource.

Table 20. Format of the DEFINE record extension (event code 07) (continued)

Field name	Type	Length	Position		Comments
			Start	End	
DEF_CLASS	Char	8	549	556	Class name.
DEF_MODEL_NAME	Char	255	558	812	Name of the model profile.
DEF_MODEL_VOL	Char	6	814	819	Volser of the model profile.
DEF_OWN_ID	Char	8	821	828	Owner of the profile.
DEF_LOGSTR	Char	255	830	1084	LOGSTR= data from the RACROUTE
DEF_USER_NAME	Char	20	1086	1105	User name.
DEF_UTK_ENCR	Yes/No	4	1107	1110	Is the UTOKEN associated with this user encrypted?
DEF_UTK_PRE19	Yes/No	4	1112	1115	Is this a pre-1.9 token?
DEF_UTK_VERPROF	Yes/No	4	1117	1120	Is the VERIFYX propagation flag set?
DEF_UTK_NJEUNUSR	Yes/No	4	1122	1125	Is this the NJE undefined user?
DEF_UTK_LOGUSR	Yes/No	4	1127	1130	Is UAUDIT specified for this user?
DEF_UTK_SPECIAL	Yes/No	4	1132	1135	Is this a SPECIAL user?
DEF_UTK_DEFAULT	Yes/No	4	1137	1140	Is this a default token?
DEF_UTK_UNKNUSR	Yes/No	4	1142	1145	Is this an undefined user?
DEF_UTK_ERROR	Yes/No	4	1147	1150	Is this user token in error?
DEF_UTK_TRUSTED	Yes/No	4	1152	1155	Is this user a part of the trusted computing base (TCB)?
DEF_UTK_SESSTYPE	Char	8	1157	1164	The session type of this session.
DEF_UTK_SURROGAT	Yes/No	4	1166	1169	Is this a surrogate user?
DEF_UTK_REMOTE	Yes/No	4	1171	1174	Is this a remote job?
DEF_UTK_PRIV	Yes/No	4	1176	1179	Is this a privileged user ID?
DEF_UTK_SECL	Char	8	1181	1188	The security label of the user.
DEF_UTK_EXECNODE	Char	8	1190	1197	The execution node of the work.
DEF_UTK_SUSER_ID	Char	8	1199	1206	The submitting user ID.
DEF_UTK_SNODE	Char	8	1208	1215	The submitting node.
DEF_UTK_SGRP_ID	Char	8	1217	1224	The submitting group name.
DEF_UTK_SPOE	Char	8	1226	1233	The port of entry.
DEF_UTK_SPCLASS	Char	8	1235	1242	Class of the POE. Valid values are "TERMINAL", "CONSOLE", "JESINPUT", and "APPCPORT".
DEF_UTK_USER_ID	Char	8	1244	1251	User ID associated with the record.
DEF_UTK_GRP_ID	Char	8	1253	1260	Group name associated with the record.
DEF_UTK_DFT_GRP	Yes/No	4	1262	1265	Is a default group assigned?
DEF_UTK_DFT_SECL	Yes/No	4	1267	1270	Is a default security label assigned?
DEF_APPC_LINK	Char	16	1272	1287	Key to link together APPC records.
DEF_SPECIFIED	Char	1024	1289	2312	The keywords specified.
DEF_UTK_NETW	Char	8	2314	2321	The port of entry network name.
DEF_X500_SUBJECT	Char	255	2323	2577	Subject's name associated with this event.
DEF_X500_ISSUER	Char	255	2579	2833	Issuer's name associated with this event.
DEF_SERV_POENAME	Char	64	2835	2898	SERVAUTH resource or profile name.
DEF_RES_SECL	Char	8	2900	2907	Resource security label.
DEF_CTX_USER	Char	510	2909	3418	Authenticated user name.
DEF_CTX_REG	Char	255	3420	3674	Authenticated user registry name.
DEF_CTX_HOST	Char	128	3676	3803	Authenticated user host name.

Format of unloaded SMF type 80 data

Table 20. Format of the DEFINE record extension (event code 07) (continued)

Field name	Type	Length	Position		Comments
			Start	End	
DEF_CTX_MECH	Char	16	3805	3820	Authenticated user authentication mechanism object identifier (OID).
DEF_IDID_USER	Char	985	3822	4806	Authenticated distributed user name.
DEF_IDID_REG	Char	1021	4808	5828	Authenticated distributed user registry name.

Table 21. Event qualifiers for define resource records

Event qualifier	Event qualifier number	Event description
SUCCESS	00	Successful definition.
UNDGROUP	01	Undefined group.
USNINGRP	02	User not in group.
INSAUTH	03	Insufficient authority.
ALRDEFD	04	Resource already defined.
NOTRACF	05	User is not RACF-defined.
NOTPROT	06	Resource not protected.
WNOTPROT	07	Warning: Resource not protected.
WSECLM	08	Warning: security label missing.
WINSSECL	09	Warning: insufficient security label.
NOT2RACF	10	User in second qualifier is not RACF-defined.
INSSECL	11	Insufficient security label authority.
LESSSPEC	12	A less-specific profile exists with a different security label.

The ADDSD record extension

Table 22 describes the format of a record that is created by the ADDSD command.

The event qualifiers that can be associated with an ADDSD command are shown in Table 23 on page 159.

Table 22. Format of the ADDSD record extension (event code 08)

Field name	Type	Length	Position		Comments
			Start	End	
AD_OWN_ID	Char	8	282	289	Owner of the profile.
AD_USER_NAME	Char	20	291	310	User name.
AD_SECL	Char	8	312	319	The security label associated with the profile.
AD_UTK_ENCR	Yes/No	4	321	324	Is the UTOKEN associated with this user encrypted?
AD_UTK_PRE19	Yes/No	4	326	329	Is this a pre-1.9 token?
AD_UTK_VERPROF	Yes/No	4	331	334	Is the VERIFYX propagation flag set?
AD_UTK_NJEUNUSR	Yes/No	4	336	339	Is this the NJE undefined user?
AD_UTK_LOGUSR	Yes/No	4	334	344	Is UAUDIT specified for this user?
AD_UTK_SPECIAL	Yes/No	4	346	349	Is this a SPECIAL user?
AD_UTK_DEFAULT	Yes/No	4	351	354	Is this a default token?
AD_UTK_UNKNUSR	Yes/No	4	356	359	Is this an undefined user?
AD_UTK_ERROR	Yes/No	4	361	364	Is this user token in error?

Table 22. Format of the ADDSD record extension (event code 08) (continued)

Field name	Type	Length	Position		Comments
			Start	End	
AD_UTK_TRUSTED	Yes/No	4	366	369	Is this user a part of the trusted computing base (TCB)?
AD_UTK_SESSTYPE	Char	8	371	378	The session type of this session.
AD_UTK_SURROGAT	Yes/No	4	380	383	Is this a surrogate user?
AD_UTK_REMOTE	Yes/No	4	385	388	Is this a remote job?
AD_UTK_PRIV	Yes/No	4	390	393	Is this a privileged user ID?
AD_UTK_SECL	Char	8	395	402	The security label of the user.
AD_UTK_EXECNODE	Char	8	404	411	The execution node of the work.
AD_UTK_SUSER_ID	Char	8	413	420	The submitting user ID.
AD_UTK_SNODE	Char	8	422	429	The submitting node.
AD_UTK_SGRP_ID	Char	8	431	438	The submitting group name.
AD_UTK_SPOE	Char	8	440	447	The port of entry.
AD_UTK_SPCLASS	Char	8	449	456	Class of the POE. Valid values are "TERMINAL", "CONSOLE", "JESINPUT", and "APPCPORT".
AD_UTK_USER_ID	Char	8	458	465	User ID associated with the record.
AD_UTK_GRP_ID	Char	8	467	474	Group name associated with the record.
AD_UTK_DFT_GRP	Yes/No	4	476	479	Is a default group assigned?
AD_UTK_DFT_SECL	Yes/No	4	481	484	Is a default security label assigned?
AD_APPC_LINK	Char	16	486	501	Key to link together APPC records.
AD_SECL_LINK	Char	16	503	518	Key to link together the data sets affected by a change of security label and the command that caused the security label change.
AD_DS_NAME	Char	44	520	563	The data set name.
AD_SPECIFIED	Char	1024	565	1588	The keywords specified.
AD_FAILED	Char	1024	1590	2613	The keywords that failed.
AD_UTK_NETW	Char	8	2615	2622	The port of entry network name.
AD_X500_SUBJECT	Char	255	2624	2878	Subject's name associated with this event.
AD_X500_ISSUER	Char	255	2880	3134	Issuer's name associated with this event.
AD_SERV_POENAME	Char	64	3136	3199	SERVAUTH resource or profile name.
AD_CTX_USER	Char	510	3201	3710	Authenticated user name.
AD_CTX_REG	Char	255	3712	3966	Authenticated user registry name.
AD_CTX_HOST	Char	128	3968	4095	Authenticated user host name.
AD_CTX_MECH	Char	16	4097	4112	Authenticated user authentication mechanism object identifier (OID).
AD_IDID_USER	Char	985	4114	5098	Authenticated distributed user name.
AD_IDID_REG	Char	1021	5100	6120	Authenticated distributed user registry name.

Table 23. Event qualifiers for ADDSD command records

Event qualifier	Event qualifier number	Event description
SUCCESS	00	No violations detected.
INSAUTH	01	Insufficient authority.
KEYWVIOL	02	Keyword violation.
SECLSUCC	03	Successful retrieval of data set names.
SECLFAIL	04	Error during retrieval of data set names.

Format of unloaded SMF type 80 data

The ADDGROUP record extension

Table 24 describes the format of a record that is created by the ADDGROUP command.

The event qualifiers that can be associated with an ADDGROUP command are shown in Table 25 on page 161.

Table 24. Format of the ADDGROUP record extension (event code 09)

Field name	Type	Length	Position		Comments
			Start	End	
AG_OWN_ID	Char	8	282	289	Owner of the profile.
AG_USER_NAME	Char	20	291	310	User name.
AG_UTK_ENCR	Yes/No	4	312	315	Is the UTOKEN associated with this user encrypted?
AG_UTK_PRE19	Yes/No	4	317	320	Is this a pre-1.9 token?
AG_UTK_VERPROF	Yes/No	4	322	325	Is the VERIFYX propagation flag set?
AG_UTK_NJEUNUSR	Yes/No	4	327	330	Is this the NJE undefined user?
AG_UTK_LOGUSR	Yes/No	4	332	335	Is UAUDIT specified for this user?
AG_UTK_SPECIAL	Yes/No	4	337	340	Is this a SPECIAL user?
AG_UTK_DEFAULT	Yes/No	4	342	345	Is this a default token?
AG_UTK_UNKNUSR	Yes/No	4	347	350	Is this an undefined user?
AG_UTK_ERROR	Yes/No	4	352	355	Is this user token in error?
AG_UTK_TRUSTED	Yes/No	4	357	360	Is this user a part of the trusted computing base (TCB)?
AG_UTK_SESSTYPE	Char	8	362	369	The session type of this session.
AG_UTK_SURROGAT	Yes/No	4	371	374	Is this a surrogate user?
AG_UTK_REMOTE	Yes/No	4	376	379	Is this a remote job?
AG_UTK_PRIV	Yes/No	4	381	384	Is this a privileged user ID?
AG_UTK_SECL	Char	8	386	393	The security label of the user.
AG_UTK_EXECNODE	Char	8	395	402	The execution node of the work.
AG_UTK_SUSER_ID	Char	8	404	411	The submitting user ID.
AG_UTK_SNODE	Char	8	413	420	The submitting node.
AG_UTK_SGRP_ID	Char	8	422	429	The submitting group name.
AG_UTK_SPOE	Char	8	431	438	The port of entry.
AG_UTK_SPCLASS	Char	8	440	447	Class of the POE. Valid values are "TERMINAL", "CONSOLE", "JESINPUT", and "APPCPORT".
AG_UTK_USER_ID	Char	8	449	456	User ID associated with the record.
AG_UTK_GRP_ID	Char	8	458	465	Group name associated with the record.
AG_UTK_DFT_GRP	Yes/No	4	467	470	Is a default group assigned?
AG_UTK_DFT_SECL	Yes/No	4	472	475	Is a default security label assigned?
AG_APPC_LINK	Char	16	477	492	Key to link together APPC records.
AG_GRP_ID	Char	8	494	501	The group name.
AG_SPECIFIED	Char	1024	503	1526	The keywords specified.
AG_FAILED	Char	1024	1528	2551	The keywords that failed.
AG_UTK_NETW	Char	8	2553	2560	The port of entry network name.
AG_X500_SUBJECT	Char	255	2562	2816	Subject's name associated with this event.
AG_X500_ISSUER	Char	255	2818	3072	Issuer's name associated with this event.
AG_SERV_POENAME	Char	64	3074	3137	SERVAUTH resource or profile name.
AG_CTX_USER	Char	510	3139	3648	Authenticated user name.

Table 24. Format of the ADDGROUP record extension (event code 09) (continued)

Field name	Type	Length	Position		Comments
			Start	End	
AG_CTX_REG	Char	255	3650	3904	Authenticated user registry name.
AG_CTX_HOST	Char	128	3906	4033	Authenticated user host name.
AG_CTX_MECH	Char	16	4035	4050	Authenticated user authentication mechanism object identifier (OID).
AG_IDID_USER	Char	985	4052	5036	Authenticated distributed user name.
AG_IDID_REG	Char	1021	5038	6058	Authenticated distributed user registry name.

Table 25. Event qualifiers for ADDGROUP command records

Event qualifier	Event qualifier number	Event description
SUCCESS	00	No violations detected.
INSAUTH	01	Insufficient authority.
KEYWVIOL	02	Keyword violation.

The ADDUSER record extension

Table 26 describes the format of a record that is created by the ADDUSER command.

The event qualifiers that can be associated with an ADDUSER command are shown in Table 27 on page 162.

Table 26. Format of the ADDUSER record extension (event code 10)

Field name	Type	Length	Position		Comments
			Start	End	
AU_OWN_ID	Char	8	282	289	Owner of the profile.
AU_USER_NAME	Char	20	291	310	User name.
AU_UTK_ENCR	Yes/No	4	312	315	Is the UTOKEN associated with this user encrypted?
AU_UTK_PRE19	Yes/No	4	317	320	Is this a pre-1.9 token?
AU_UTK_VERPROF	Yes/No	4	322	325	Is the VERIFYX propagation flag set?
AU_UTK_NJEUNUSR	Yes/No	4	327	330	Is this the NJE undefined user?
AU_UTK_LOGUSR	Yes/No	4	332	335	Is UAUDIT specified for this user?
AU_UTK_SPECIAL	Yes/No	4	337	340	Is this a SPECIAL user?
AU_UTK_DEFAULT	Yes/No	4	342	345	Is this a default token?
AU_UTK_UNKNUSR	Yes/No	4	347	350	Is this an undefined user?
AU_UTK_ERROR	Yes/No	4	352	355	Is this user token in error?
AU_UTK_TRUSTED	Yes/No	4	357	360	Is this user a part of the trusted computing base (TCB)?
AU_UTK_SESSTYPE	Char	8	362	369	The session type of this session.
AU_UTK_SURROGAT	Yes/No	4	371	374	Is this a surrogate user?
AU_UTK_REMOTE	Yes/No	4	376	379	Is this a remote job?
AU_UTK_PRIV	Yes/No	4	381	384	Is this a privileged user ID?
AU_UTK_SECL	Char	8	386	393	The security label of the user.
AU_UTK_EXECNODE	Char	8	395	402	The execution node of the work.
AU_UTK_SUSER_ID	Char	8	404	411	The submitting user ID.

Format of unloaded SMF type 80 data

Table 26. Format of the ADDUSER record extension (event code 10) (continued)

Field name	Type	Length	Position		Comments
			Start	End	
AU_UTK_SNODE	Char	8	413	420	The submitting node.
AU_UTK_SGRP_ID	Char	8	422	429	The submitting group name.
AU_UTK_SPOE	Char	8	431	438	The port of entry.
AU_UTK_SPCLASS	Char	8	440	447	Class of the POE. Valid values are "TERMINAL", "CONSOLE", "JESINPUT", and "APPCPORT".
AU_UTK_USER_ID	Char	8	449	456	User ID associated with the record.
AU_UTK_GRP_ID	Char	8	458	465	Group name associated with the record.
AU_UTK_DFT_GRP	Yes/No	4	467	470	Is a default group assigned?
AU_UTK_DFT_SECL	Yes/No	4	472	475	Is a default security label assigned?
AU_APPC_LINK	Char	16	477	492	Key to link together APPC records.
AU_NOAUTH_CLAETH	Yes/No	4	494	497	Were violations detected because the user issuing the command lacked the CLAETH authority in the user class?
AU_NOAUTH_GROUP	Yes/No	4	499	502	Were violations detected because the user issuing the command lacked the authority within the group?
AU_USER_ID	Char	8	504	511	The user ID.
AU_SPECIFIED	Char	1024	513	1536	The keywords specified.
AU_FAILED	Char	1024	1538	2561	The keywords that failed.
AU_IGNORED	Char	1024	2563	3586	The keywords ignored.
AU_UTK_NETW	Char	8	3588	3595	The port of entry network name.
AU_X500_SUBJECT	Char	255	3597	3851	Subject's name associated with this event.
AU_X500_ISSUER	Char	255	3853	4107	Issuer's name associated with this event.
AU_SERV_POENAME	Char	64	4109	4172	SERVAUTH resource or profile name.
AU_CTX_USER	Char	510	4174	4683	Authenticated user name.
AU_CTX_REG	Char	255	4685	4939	Authenticated user registry name.
AU_CTX_HOST	Char	128	4941	5068	Authenticated user host name.
AU_CTX_MECH	Char	16	5070	5085	Authenticated user authentication mechanism object identifier (OID).
AU_IDID_USER	Char	985	5087	6071	Authenticated distributed user name.
AU_IDID_REG	Char	1021	6073	7093	Authenticated distributed user registry name.

Table 27. Event qualifiers for ADDUSER command records

Event qualifier	Event qualifier number	Event description
SUCCESS	00	No violations detected.
INSAUTH	01	Insufficient authority.
KEYWVIOL	02	Keyword violation.

The ALTDSD record extension

Table 28 on page 163 describes the format of a record that is created by the ALTDSD command.

The event qualifiers that can be associated with an ALTDSD command are shown in Table 29 on page 164.

Table 28. Format of the ALTDSD record extension (event code 11)

Field name	Type	Length	Position		Comments
			Start	End	
ALD_OWN_ID	Char	8	282	289	Owner of the profile.
ALD_USER_NAME	Char	20	291	310	User name.
ALD_OLD_SECL	Char	8	312	319	The security label that is being deleted from the profile.
ALD_UTK_ENCR	Yes/No	4	321	324	Is the UTOKEN associated with this user encrypted?
ALD_UTK_PRE19	Yes/No	4	326	329	Is this a pre-1.9 token?
ALD_UTK_VERPROF	Yes/No	4	331	334	Is the VERIFYX propagation flag set?
ALD_UTK_NJEUNUSR	Yes/No	4	336	339	Is this the NJE undefined user?
ALD_UTK_LOGUSR	Yes/No	4	341	344	Is UAUDIT specified for this user?
ALD_UTK_SPECIAL	Yes/No	4	346	349	Is this a SPECIAL user?
ALD_UTK_DEFAULT	Yes/No	4	351	354	Is this a default token?
ALD_UTK_UNKNUSR	Yes/No	4	356	359	Is this an undefined user?
ALD_UTK_ERROR	Yes/No	4	361	364	Is this user token in error?
ALD_UTK_TRUSTED	Yes/No	4	366	369	Is this user a part of the trusted computing base (TCB)?
ALD_UTK_SESTYPE	Char	8	371	378	The session type of this session.
ALD_UTK_SURROGAT	Yes/No	4	380	383	Is this a surrogate user?
ALD_UTK_REMOTE	Yes/No	4	385	388	Is this a remote job?
ALD_UTK_PRIV	Yes/No	4	390	393	Is this a privileged user ID?
ALD_UTK_SECL	Char	8	395	402	The security label of the user.
ALD_UTK_EXECNODE	Char	8	404	411	The execution node of the work.
ALD_UTK_SUSER_ID	Char	8	413	420	The submitting user ID.
ALD_UTK_SNODE	Char	8	422	429	The submitting node.
ALD_UTK_SGRP_ID	Char	8	431	438	The submitting group name.
ALD_UTK_SPOE	Char	8	440	447	The port of entry.
ALD_UTK_SPCLASS	Char	8	449	456	Class of the POE. Valid values are "TERMINAL", "CONSOLE", "JESINPUT", and "APPCPORT".
ALD_UTK_USER_ID	Char	8	458	465	User ID associated with the record.
ALD_UTK_GRP_ID	Char	8	467	474	Group name associated with the record.
ALD_UTK_DFT_GRP	Yes/No	4	476	479	Is a default group assigned?
ALD_UTK_DFT_SECL	Yes/No	4	481	484	Is a default security label assigned?
ALD_APPC_LINK	Char	16	486	501	Key to link together APPC records.
ALD_SECL_LINK	Char	16	503	518	Key to link together the data sets affected by a change of security label and the command that caused the security label change.
ALD_DS_NAME	Char	44	520	563	The data set name.
ALD_SPECIFIED	Char	1024	565	1588	The keywords specified.
ALD_FAILED	Char	1024	1590	2613	The keywords that failed.
ALD_IGNORED	Char	1024	2615	3638	The keywords ignored.
ALD_UTK_NETW	Char	8	3640	3647	The port of entry network name.
ALD_X500_SUBJECT	Char	255	3649	3903	Subject's name associated with this event.
ALD_X500_ISSUER	Char	255	3905	4159	Issuer's name associated with this event.
ALD_SERV_POENAME	Char	64	4161	4224	SERVAUTH resource or profile name.
ALD_CTX_USER	Char	510	4226	4735	Authenticated user name.
ALD_CTX_REG	Char	255	4737	4991	Authenticated user registry name.

Format of unloaded SMF type 80 data

Table 28. Format of the ALTDSD record extension (event code 11) (continued)

Field name	Type	Length	Position		Comments
			Start	End	
ALD_CTX_HOST	Char	128	4993	5120	Authenticated user host name.
ALD_CTX_MECH	Char	16	5122	5137	Authenticated user authentication mechanism object identifier (OID).
ALD_IDID_USER	Char	985	5139	6123	Authenticated distributed user name.
ALD_IDID_REG	Char	1021	6125	7145	Authenticated distributed user registry name.

Table 29. Event qualifiers for ADDSD command records

Event qualifier	Event qualifier number	Event description
SUCCESS	00	No violations detected.
INSAUTH	01	Insufficient authority.
KEYWVIOL	02	Keyword violation.
SECLSUCC	03	Successful retrieval of data set names.
SECLFAIL	04	Error during retrieval of data set names.

The ALTGROUP record extension

Table 30 describes the format of a record that is created by the ALTGROUP command.

The event qualifiers that can be associated with an ALTGROUP command are shown in Table 31 on page 165.

Table 30. Format of the ALTGROUP record extension (event code 12)

Field name	Type	Length	Position		Comments
			Start	End	
ALG_OWN_ID	Char	8	282	289	Owner of the profile.
ALG_USER_NAME	Char	20	291	310	User name.
ALG_UTK_ENCR	Yes/No	4	312	315	Is the UTOKEN associated with this user encrypted?
ALG_UTK_PRE19	Yes/No	4	317	320	Is this a pre-1.9 token?
ALG_UTK_VERPROF	Yes/No	4	322	325	Is the VERIFYX propagation flag set?
ALG_UTK_NJEUNUSR	Yes/No	4	327	330	Is this the NJE undefined user?
ALG_UTK_LOGUSR	Yes/No	4	332	335	Is UAUDIT specified for this user?
ALG_UTK_SPECIAL	Yes/No	4	337	340	Is this a SPECIAL user?
ALG_UTK_DEFAULT	Yes/No	4	342	345	Is this a default token?
ALG_UTK_UNKNUSR	Yes/No	4	347	350	Is this an undefined user?
ALG_UTK_ERROR	Yes/No	4	352	355	Is this user token in error?
ALG_UTK_TRUSTED	Yes/No	4	357	360	Is this user a part of the trusted computing base (TCB)?
ALG_UTK_SESTYPE	Char	8	362	369	The session type of this session.
ALG_UTK_SURROGAT	Yes/No	4	371	374	Is this a surrogate user?
ALG_UTK_REMOTE	Yes/No	4	376	379	Is this a remote job?
ALG_UTK_PRIV	Yes/No	4	381	384	Is this a privileged user ID?
ALG_UTK_SECL	Char	8	386	393	The security label of the user.
ALG_UTK_EXECNODE	Char	8	395	402	The execution node of the work.

Table 30. Format of the ALTGROUP record extension (event code 12) (continued)

Field name	Type	Length	Position		Comments
			Start	End	
ALG_UTK_SUSER_ID	Char	8	404	411	The submitting user ID.
ALG_UTK_SNODE	Char	8	413	420	The submitting node.
ALG_UTK_SGRP_ID	Char	8	422	429	The submitting group name.
ALG_UTK_SPOE	Char	8	431	438	The port of entry.
ALG_UTK_SPCLASS	Char	8	440	447	Class of the POE. Valid values are "TERMINAL", "CONSOLE", "JESINPUT", and "APPCPORT".
ALG_UTK_USER_ID	Char	8	449	456	User ID associated with the record.
ALG_UTK_GRP_ID	Char	8	458	465	Group name associated with the record.
ALG_UTK_DFT_GRP	Yes/No	4	467	470	Is a default group assigned?
ALG_UTK_DFT_SECL	Yes/No	4	472	475	Is a default security label assigned?
ALG_APPC_LINK	Char	16	477	492	Key to link together APPC records.
ALG_GRP_ID	Char	8	494	501	The group name.
ALG_SPECIFIED	Char	1024	503	1526	The keywords specified.
ALG_FAILED	Char	1024	1528	2551	The keywords that failed.
ALG_IGNORED	Char	1024	2553	3576	The keywords ignored.
ALG_UTK_NETW	Char	8	3578	3585	The port of entry network name.
ALG_X500_SUBJECT	Char	255	3587	3841	Subject's name associated with this event.
ALG_X500_ISSUER	Char	255	3843	4097	Issuer's name associated with this event.
ALG_SERV_POENAME	Char	64	4099	4162	SERVAUTH resource or profile name.
ALG_CTX_USER	Char	510	4164	4673	Authenticated user name.
ALG_CTX_REG	Char	255	4675	4929	Authenticated user registry name.
ALG_CTX_HOST	Char	128	4931	5058	Authenticated user host name.
ALG_CTX_MECH	Char	16	5060	5075	Authenticated user authentication mechanism object identifier (OID).
ALG_IDID_USER	Char	985	5077	6061	Authenticated distributed user name.
ALG_IDID_REG	Char	1021	6063	7083	Authenticated distributed user registry name.

Table 31. Event qualifiers for ALTGROUP command records

Event qualifier	Event qualifier number	Event description
SUCCESS	00	No violations detected.
INSAUTH	01	Insufficient authority.
KEYWVIOL	02	Keyword violation.

The ALTUSER record extension

Table 32 describes the format of a record that is created by the ALTUSER command.

The event qualifiers that can be associated with an ALTUSER command are shown in Table 33 on page 167.

Table 32. Format of the ALTUSER record extension (event code 13)

Field name	Type	Length	Position		Comments
			Start	End	
ALU_OWN_ID	Char	8	282	289	Owner of the profile.

Format of unloaded SMF type 80 data

Table 32. Format of the ALTUSER record extension (event code 13) (continued)

Field name	Type	Length	Position		Comments
			Start	End	
ALU_USER_NAME	Char	20	291	310	User name.
ALU_OLD_SECL	Char	8	312	319	The security label that is being deleted from the profile.
ALU_UTK_ENCR	Yes/No	4	321	324	Is the UTOKEN associated with this user encrypted?
ALU_UTK_PRE19	Yes/No	4	326	329	Is this a pre-1.9 token?
ALU_UTK_VERPROF	Yes/No	4	331	334	Is the VERIFYX propagation flag set?
ALU_UTK_NJEUNUSR	Yes/No	4	336	339	Is this the NJE undefined user?
ALU_UTK_LOGUSR	Yes/No	4	341	344	Is UAUDIT specified for this user?
ALU_UTK_SPECIAL	Yes/No	4	346	349	Is this a SPECIAL user?
ALU_UTK_DEFAULT	Yes/No	4	351	354	Is this a default token?
ALU_UTK_UNKNUSR	Yes/No	4	356	359	Is this an undefined user?
ALU_UTK_ERROR	Yes/No	4	361	364	Is this user token in error?
ALU_UTK_TRUSTED	Yes/No	4	366	369	Is this user a part of the trusted computing base (TCB)?
ALU_UTK_SESTYPE	Char	8	371	378	The session type of this session.
ALU_UTK_SURROGAT	Yes/No	4	380	383	Is this a surrogate user?
ALU_UTK_REMOTE	Yes/No	4	385	388	Is this a remote job?
ALU_UTK_PRIV	Yes/No	4	390	393	Is this a privileged user ID?
ALU_UTK_SECL	Char	8	395	402	The security label of the user.
ALU_UTK_EXECNODE	Char	8	404	411	The execution node of the work.
ALU_UTK_SUSER_ID	Char	8	4413	420	The submitting user ID.
ALU_UTK_SNODE	Char	8	422	429	The submitting node.
ALU_UTK_SGRP_ID	Char	8	431	438	The submitting group name.
ALU_UTK_SPOE	Char	8	440	447	The port of entry.
ALU_UTK_SPCLASS	Char	8	449	456	Class of the POE. Valid values are "TERMINAL", "CONSOLE", "JESINPUT", and "APPCPORT".
ALU_UTK_USER_ID	Char	8	458	465	User ID associated with the record.
ALU_UTK_GRP_ID	Char	8	467	474	Group name associated with the record.
ALU_UTK_DFT_GRP	Yes/No	4	476	479	Is a default group assigned?
ALU_UTK_DFT_SECL	Yes/No	4	481	484	Is a default security label assigned?
ALU_APPC_LINK	Char	16	486	501	Key to link together APPC records.
ALU_NOAUTH_CLAUTH	Yes/No	4	503	506	Were violations detected because the user issuing the command lacked the CLAUTH authority in the user class?
ALU_NOAUTH_GROUP	Yes/No	4	508	511	Were violations detected because the user issuing the command lacked the authority within the group?
ALU_NOAUTH_PROF	Yes/No	4	513	516	Were violations detected because the user issuing the command lacked authority to the profile?
ALU_USER_ID	Char	8	518	525	The user ID.
ALU_SPECIFIED	Char	1024	527	1550	The keywords specified.
ALU_FAILED	Char	1024	1552	2575	The keywords that failed.
ALU_IGNORED	Char	1024	2577	3600	The keywords ignored.
ALU_UTK_NETW	Char	8	3602	3609	The port of entry network name.
ALU_X500_SUBJECT	Char	255	3611	3865	Subject's name associated with this event.

Table 32. Format of the ALTUSER record extension (event code 13) (continued)

Field name	Type	Length	Position		Comments
			Start	End	
ALU_X500_ISSUER	Char	255	3867	4121	Issuer's name associated with this event.
ALU_SERV_POENAME	Char	64	4123	4186	SERVAUTH resource or profile name.
ALU_CTX_USER	Char	510	4188	4697	Authenticated user name.
ALU_CTX_REG	Char	255	4699	4953	Authenticated user registry name.
ALU_CTX_HOST	Char	128	4955	5082	Authenticated user host name.
ALU_CTX_MECH	Char	16	5084	5099	Authenticated user authentication mechanism object identifier (OID).
ALU_IDID_USER	Char	985	5101	6085	Authenticated distributed user name.
ALU_IDID_REG	Char	1021	6087	7101	Authenticated distributed user registry name.

Table 33. Event qualifiers for ALTUSER command records

Event qualifier	Event qualifier number	Event description
SUCCESS	00	No violations detected.
INSAUTH	01	Insufficient authority.
KEYWVIOL	02	Keyword violation.

The CONNECT record extension

Table 34 describes the format of a record that is created by the CONNECT command.

The event qualifiers that can be associated with a CONNECT command are shown in Table 35 on page 168.

Table 34. Format of the CONNECT record extension (event code 14)

Field name	Type	Length	Position		Comments
			Start	End	
CON_OWN_ID	Char	8	282	289	Owner of the profile.
CON_USER_NAME	Char	20	291	310	User name.
CON_UTK_ENCR	Yes/No	4	312	315	Is the UTOKEN associated with this user encrypted?
CON_UTK_PRE19	Yes/No	4	317	320	Is this a pre-1.9 token?
CON_UTK_VERPROF	Yes/No	4	322	325	Is the VERIFYX propagation flag set?
CON_UTK_NJEUNUSR	Yes/No	4	327	330	Is this the NJE undefined user?
CON_UTK_LOGUSR	Yes/No	4	332	335	Is UAUDIT specified for this user?
CON_UTK_SPECIAL	Yes/No	4	337	340	Is this a SPECIAL user?
CON_UTK_DEFAULT	Yes/No	4	342	345	Is this a default token?
CON_UTK_UNKNUSR	Yes/No	4	347	350	Is this an undefined user?
CON_UTK_ERROR	Yes/No	4	352	355	Is this user token in error?
CON_UTK_TRUSTED	Yes/No	4	357	360	Is this user a part of the trusted computing base (TCB)?
CON_UTK_SESSTYPE	Char	8	362	369	The session type of this session.
CON_UTK_SURROGAT	Yes/No	4	371	374	Is this a surrogate user?
CON_UTK_REMOTE	Yes/No	4	376	379	Is this a remote job?
CON_UTK_PRIV	Yes/No	4	381	384	Is this a privileged user ID?

Format of unloaded SMF type 80 data

Table 34. Format of the CONNECT record extension (event code 14) (continued)

Field name	Type	Length	Position		Comments
			Start	End	
CON_UTK_SECL	Char	8	386	393	The security label of the user.
CON_UTK_EXECNODE	Char	8	395	402	The execution node of the work.
CON_UTK_SUSER_ID	Char	8	404	411	The submitting user ID.
CON_UTK_SNODE	Char	8	413	420	The submitting node.
CON_UTK_SGRP_ID	Char	8	422	429	The submitting group name.
CON_UTK_SPOE	Char	8	431	438	The port of entry.
CON_UTK_SPCCLASS	Char	8	440	447	Class of the POE. Valid values are "TERMINAL", "CONSOLE", "JESINPUT", and "APPCPORT".
CON_UTK_USER_ID	Char	8	449	456	User ID associated with the record.
CON_UTK_GRP_ID	Char	8	458	465	Group name associated with the record.
CON_UTK_DFT_GRP	Yes/No	4	467	470	Is a default group assigned?
CON_UTK_DFT_SECL	Yes/No	4	472	475	Is a default security label assigned?
CON_APPC_LINK	Char	16	477	492	Key to link together APPC records.
CON_USER_ID	Char	8	494	501	The user ID that is being connected.
CON_SPECIFIED	Char	1024	503	1526	The keywords specified.
CON_FAILED	Char	1024	1528	2551	The keywords ignored.
CON_UTK_NETW	Char	8	2553	2560	The port of entry network name.
CON_X500_SUBJECT	Char	255	2562	2816	Subject's name associated with this event.
CON_X500_ISSUER	Char	255	2818	3072	Issuer's name associated with this event.
CON_SERV_POENAME	Char	64	3074	3137	SERVAUTH resource or profile name.
CON_CTX_USER	Char	510	3139	3648	Authenticated user name.
CON_CTX_REG	Char	255	3650	3904	Authenticated user registry name.
CON_CTX_HOST	Char	128	3906	4033	Authenticated user host name.
CON_CTX_MECH	Char	16	4035	4050	Authenticated user authentication mechanism object identifier (OID).
CON_IDID_USER	Char	985	4052	5036	Authenticated distributed user name.
CON_IDID_REG	Char	1021	5038	6058	Authenticated distributed user registry name.

Table 35. Event qualifiers for CONNECT command records

Event qualifier	Event qualifier number	Event description
SUCCESS	00	No violations detected.
INSAUTH	01	Insufficient authority.
KEYWVIOL	02	Keyword violation.

The DELDSD record extension

Table 36 on page 169 describes the format of a record that is created by the DELDSD command.

The event qualifiers that can be associated with a DELDSD command are shown in Table 37 on page 170.

Table 36. Format of the DELDSD record extension (event code 15)

Field name	Type	Length	Position		Comments
			Start	End	
DELD_OWN_ID	Char	8	282	289	Owner of the profile.
DELD_USER_NAME	Char	20	291	310	User name.
DELD_OLD_SECL	Char	8	312	319	The security label that is being deleted.
DELD_UTK_ENCR	Yes/No	4	321	324	Is the UTOKEN associated with this user encrypted?
DELD_UTK_PRE19	Yes/No	4	326	329	Is this a pre-1.9 token?
DELD_UTK_VERPROF	Yes/No	4	331	334	Is the VERIFYX propagation flag set?
DELD_UTK_NJEUNUSR	Yes/No	4	336	339	Is this the NJE undefined user?
DELD_UTK_LOGUSR	Yes/No	4	341	344	Is UAUDIT specified for this user?
DELD_UTK_SPECIAL	Yes/No	4	346	349	Is this a SPECIAL user?
DELD_UTK_DEFAULT	Yes/No	4	351	354	Is this a default token?
DELD_UTK_UNKNUSR	Yes/No	4	356	359	Is this an undefined user?
DELD_UTK_ERROR	Yes/No	4	361	364	Is this user token in error?
DELD_UTK_TRUSTED	Yes/No	4	366	369	Is this user a part of the trusted computing base (TCB)?
DELD_UTK_SESSTYPE	Char	8	371	378	The session type of this session.
DELD_UTK_SURROGAT	Yes/No	4	380	383	Is this a surrogate user?
DELD_UTK_REMOTE	Yes/No	4	385	388	Is this a remote job?
DELD_UTK_PRIV	Yes/No	4	390	393	Is this a privileged user ID?
DELD_UTK_SECL	Char	8	395	402	The security label of the user.
DELD_UTK_EXECNODE	Char	8	404	411	The execution node of the work.
DELD_UTK_SUSER_ID	Char	8	413	420	The submitting user ID.
DELD_UTK_SNODE	Char	8	422	429	The submitting node.
DELD_UTK_SGRP_ID	Char	8	431	438	The submitting group name.
DELD_UTK_SPOE	Char	8	440	447	The port of entry.
DELD_UTK_SPCLASS	Char	8	449	456	Class of the POE. Valid values are "TERMINAL", "CONSOLE", "JESINPUT", and "APPCPORT".
DELD_UTK_USER_ID	Char	8	458	465	User ID associated with the record.
DELD_UTK_GRP_ID	Char	8	467	474	Group name associated with the record.
DELD_UTK_DFT_GRP	Yes/No	4	476	479	Is a default group assigned?
DELD_UTK_DFT_SECL	Yes/No	4	481	484	Is a default security label assigned
DELD_APPC_LINK	Char	16	486	501	Key to link together APPC records.
DELD_SECL_LINK	Char	16	503	518	Key to link together the data sets affected by a change of security label and the command that caused the security label change.
DELD_DS_NAME	Char	44	520	563	The data set profile that is being deleted.
DELD_SPECIFIED	Char	1024	565	1588	The keywords specified.
DELD_FAILED	Char	1024	1590	2613	The keywords that failed.
DELD_UTK_NETW	Char	8	2615	2622	The port of entry network name.
DELD_X500_SUBJECT	Char	255	2624	2878	Subject's name associated with this event.
DELD_X500_ISSUER	Char	255	2880	3134	Issuer's name associated with this event.
DELD_SERV_POENAME	Char	64	3136	3199	SERVAUTH resource or profile name.
DELD_CTX_USER	Char	510	3201	3710	Authenticated user name.
DELD_CTX_REG	Char	255	3712	3966	Authenticated user registry name.
DELD_CTX_HOST	Char	128	3968	4095	Authenticated user host name.

Format of unloaded SMF type 80 data

Table 36. Format of the DELDSD record extension (event code 15) (continued)

Field name	Type	Length	Position		Comments
			Start	End	
DELD_CTX_MECH	Char	16	4097	4112	Authenticated user authentication mechanism object identifier (OID).
DELD_IDID_USER	Char	985	4114	5098	Authenticated distributed user name.
DELD_IDID_REG	Char	1021	5100	6120	Authenticated distributed user registry name.

Table 37. Event qualifiers for DELDSD command records

Event qualifier	Event qualifier number	Event description
SUCCESS	00	No violations detected.
INSAUTH	01	Insufficient authority.
KEYWVIOL	02	Keyword violation.
SECLSUCC	03	Successful retrieval of data set names.
SECLFAIL	04	Error during retrieval of data set names.

The DELGROUP record extension

Table 38 describes the format of a record that is created by the DELGROUP command.

The event qualifiers that can be associated with a DELGROUP command are shown in Table 39 on page 171.

Table 38. Format of the DELGROUP record extension (event code 16)

Field name	Type	Length	Position		Comments
			Start	End	
DELG_OWN_ID	Char	8	282	289	Owner of the profile.
DELG_USER_NAME	Char	20	291	310	User name.
DELG_UTK_ENCR	Yes/No	4	312	315	Is the UTOKEN associated with this user encrypted?
DELG_UTK_PRE19	Yes/No	4	317	320	Is this a pre-1.9 token?
DELG_UTK_VERPROF	Yes/No	4	322	325	Is the VERIFYX propagation flag set?
DELG_UTK_NJEUNUSR	Yes/No	4	327	330	Is this the NJE undefined user?
DELG_UTK_LOGUSR	Yes/No	4	332	335	Is UAUDIT specified for this user?
DELG_UTK_SPECIAL	Yes/No	4	337	340	Is this a SPECIAL user?
DELG_UTK_DEFAULT	Yes/No	4	342	345	Is this a default token?
DELG_UTK_UNKNUSR	Yes/No	4	347	350	Is this an undefined user?
DELG_UTK_ERROR	Yes/No	4	352	355	Is this user token in error?
DELG_UTK_TRUSTED	Yes/No	4	357	360	Is this user a part of the trusted computing base (TCB)?
DELG_UTK_SESSTYPE	Char	8	362	369	The session type of this session.
DELG_UTK_SURROGAT	Yes/No	4	371	374	Is this a surrogate user?
DELG_UTK_REMOTE	Yes/No	4	376	379	Is this a remote job?
DELG_UTK_PRIV	Yes/No	4	381	384	Is this a privileged user ID?
DELG_UTK_SECL	Char	8	386	393	The security label of the user.
DELG_UTK_EXECNODE	Char	8	395	402	The execution node of the work.
DELG_UTK_SUSER_ID	Char	8	404	411	The submitting user ID.

Table 38. Format of the DELGROUP record extension (event code 16) (continued)

Field name	Type	Length	Position		Comments
			Start	End	
DELG_UTK_SNODE	Char	8	413	420	The submitting node.
DELG_UTK_SGRP_ID	Char	8	422	429	The submitting group name.
DELG_UTK_SPOE	Char	8	431	438	The port of entry.
DELG_UTK_SPCLASS	Char	8	440	447	Class of the POE. Valid values are "TERMINAL", "CONSOLE", "JESINPUT", and "APPCPORT".
DELG_UTK_USER_ID	Char	8	449	456	User ID associated with the record.
DELG_UTK_GRP_ID	Char	8	458	465	Group name associated with the record.
DELG_UTK_DFT_GRP	Yes/No	4	467	470	Is a default group assigned?
DELG_UTK_DFT_SECL	Yes/No	4	472	475	Is a default security label assigned?
DELG_APPC_LINK	Char	16	477	492	Key to link together APPC records.
DELG_GRP_ID	Char	8	494	501	The group that is being deleted.
DELG_SPECIFIED	Char	1024	503	1526	The keywords specified.
DELG_UTK_NETW	Char	8	1528	1535	The port of entry network name.
DELG_X500_SUBJECT	Char	255	1537	1791	Subject's name associated with this event.
DELG_X500_ISSUER	Char	255	1793	2047	Issuer's name associated with this event.
DELG_SERV_POENAME	Char	64	2049	2112	SERVAUTH resource or profile name.
DELG_CTX_USER	Char	510	2114	2623	Authenticated user name.
DELG_CTX_REG	Char	255	2625	2879	Authenticated user registry name.
DELG_CTX_HOST	Char	128	2881	3008	Authenticated user host name.
DELG_CTX_MECH	Char	16	3010	3025	Authenticated user authentication mechanism object identifier (OID).
DELG_IDID_USER	Char	985	3027	4011	Authenticated distributed user name.
DELG_IDID_REG	Char	1021	4013	5033	Authenticated distributed user registry name.

Table 39. Event qualifiers for DELGROUP commands records

Event qualifier	Event qualifier number	Event description
SUCCESS	00	No violations detected.
INSAUTH	01	Insufficient authority.
KEYWVIOL	02	Keyword violation.

The DELUSER record extension

Table 40 describes the format of a record that is created by the DELUSER command.

The event qualifiers that can be associated with a DELUSER command are shown in Table 41 on page 173.

Table 40. Format of the DELUSER record extension (event code 17)

Field name	Type	Length	Position		Comments
			Start	End	
DELU_OWN_ID	Char	8	282	289	Owner of the profile.
DELU_USER_NAME	Char	20	291	310	User name.
DELU_UTK_ENCR	Yes/No	4	312	315	Is the UTOKEN associated with this user encrypted?

Format of unloaded SMF type 80 data

Table 40. Format of the DELUSER record extension (event code 17) (continued)

Field name	Type	Length	Position		Comments
			Start	End	
DELU_UTK_PRE19	Yes/No	4	317	320	Is this a pre-1.9 token?
DELU_UTK_VERPROF	Yes/No	4	322	325	Is the VERIFYX propagation flag set?
DELU_UTK_NJEUNUSR	Yes/No	4	327	330	Is this the NJE undefined user?
DELU_UTK_LOGUSR	Yes/No	4	332	335	Is UAUDIT specified for this user?
DELU_UTK_SPECIAL	Yes/No	4	337	340	Is this a SPECIAL user?
DELU_UTK_DEFAULT	Yes/No	4	342	345	Is this a default token?
DELU_UTK_UNKNUSR	Yes/No	4	347	350	Is this an undefined user?
DELU_UTK_ERROR	Yes/No	4	352	355	Is this user token in error?
DELU_UTK_TRUSTED	Yes/No	4	357	360	Is this user a part of the trusted computing base (TCB)?
DELU_UTK_SESSTYPE	Char	8	362	369	The session type of this session.
DELU_UTK_SURROGAT	Yes/No	4	371	374	Is this a surrogate user?
DELU_UTK_REMOTE	Yes/No	4	376	379	Is this a remote job?
DELU_UTK_PRIV	Yes/No	4	381	384	Is this a privileged user ID?
DELU_UTK_SECL	Char	8	386	393	The security label of the user.
DELU_UTK_EXECNODE	Char	8	395	402	The execution node of the work.
DELU_UTK_SUSER_ID	Char	8	404	411	The submitting user ID.
DELU_UTK_SNODE	Char	8	413	420	The submitting node.
DELU_UTK_SGRP_ID	Char	8	422	429	The submitting group name.
DELU_UTK_SPOE	Char	8	431	438	The port of entry.
DELU_UTK_SPCLASS	Char	8	440	447	Class of the POE. Valid values are "TERMINAL", "CONSOLE", "JESINPUT", and "APPCPORT".
DELU_UTK_USER_ID	Char	8	449	456	User ID associated with the record.
DELU_UTK_GRP_ID	Char	8	458	465	Group name associated with the record.
DELU_UTK_DFT_GRP	Yes/No	4	467	470	Is a default group assigned?
DELU_UTK_DFT_SECL	Yes/No	4	472	475	Is a default security label assigned?
DELU_APPC_LINK	Char	16	477	492	Key to link together APPC records.
DELU_USER_ID	Char	8	494	501	The user ID that is being deleted.
DELU_SPECIFIED	Char	1024	503	1526	The keywords specified.
DELU_UTK_NETW	Char	8	1528	1535	The port of entry network name.
DELU_X500_SUBJECT	Char	255	1537	1791	Subject's name associated with this event.
DELU_X500_ISSUER	Char	255	1793	2047	Issuer's name associated with this event.
DELU_SERV_POENAME	Char	64	2049	2112	SERVAUTH resource or profile name.
DELU_CTX_USER	Char	510	2114	2623	Authenticated user name.
DELU_CTX_REG	Char	255	2625	2879	Authenticated user registry name.
DELU_CTX_HOST	Char	128	2881	3008	Authenticated user host name.
DELU_CTX_MECH	Char	16	3010	3025	Authenticated user authentication mechanism object identifier (OID).
DELU_IDID_USER	Char	985	3027	4011	Authenticated distributed user name.
DELU_IDID_REG	Char	1021	4013	5033	Authenticated distributed user registry name.

Table 41. Event qualifiers for DELUSER command records

Event qualifier	Event qualifier number	Event description
SUCCESS	00	No violations detected.
INSAUTH	01	Insufficient authority.
KEYWVIOL	02	Keyword violation.

The PASSWORD record extension

Table 42 describes the format of a record that is created by the PASSWORD command.

The event qualifiers that can be associated with a PASSWORD command are shown in Table 43 on page 174.

Table 42. Format of the PASSWORD record extension (event code 18)

Field name	Type	Length	Position		Comments
			Start	End	
PWD_OWN_ID	Char	8	282	289	Owner of the profile.
PWD_USER_NAME	Char	20	291	310	User name.
PWD_UTK_ENCR	Yes/No	4	312	315	Is the UTOKEN associated with this user encrypted?
PWD_UTK_PRE19	Yes/No	4	317	320	Is this a pre-1.9 token?
PWD_UTK_VERPROF	Yes/No	4	322	325	Is the VERIFYX propagation flag set?
PWD_UTK_NJEUNUSR	Yes/No	4	327	330	Is this the NJE undefined user?
PWD_UTK_LOGUSR	Yes/No	4	332	335	Is UAUDIT specified for this user?
PWD_UTK_SPECIAL	Yes/No	4	337	340	Is this a SPECIAL user?
PWD_UTK_DEFAULT	Yes/No	4	342	345	Is this a default token?
PWD_UTK_UNKNUSR	Yes/No	4	347	350	Is this an undefined user?
PWD_UTK_ERROR	Yes/No	4	352	355	Is this user token in error?
PWD_UTK_TRUSTED	Yes/No	4	357	360	Is this user a part of the trusted computing base (TCB)?
PWD_UTK_SESSTYPE	Char	8	362	369	The session type of this session.
PWD_UTK_SURROGAT	Yes/No	4	371	374	Is this a surrogate user?
PWD_UTK_REMOTE	Yes/No	4	376	379	Is this a remote job?
PWD_UTK_PRIV	Yes/No	4	381	384	Is this a privileged user ID?
PWD_UTK_SECL	Char	8	386	393	The security label of the user.
PWD_UTK_EXECNODE	Char	8	395	402	The execution node of the work.
PWD_UTK_SUSER_ID	Char	8	404	411	The submitting user ID.
PWD_UTK_SNODE	Char	8	413	420	The submitting node.
PWD_UTK_SGRP_ID	Char	8	422	429	The submitting group name.
PWD_UTK_SPOE	Char	8	431	438	The port of entry.
PWD_UTK_SPCLASS	Char	8	440	447	Class of the POE. Valid values are "TERMINAL", "CONSOLE", "JESINPUT", and "APPCPORT".
PWD_UTK_USER_ID	Char	8	449	456	User ID associated with the record.
PWD_UTK_GRP_ID	Char	8	458	465	Group name associated with the record.
PWD_UTK_DFT_GRP	Yes/No	4	467	470	Is a default group assigned?
PWD_UTK_DFT_SECL	Yes/No	4	472	475	Is a default security label assigned?

Format of unloaded SMF type 80 data

Table 42. Format of the PASSWORD record extension (event code 18) (continued)

Field name	Type	Length	Position		Comments
			Start	End	
PWD_APPC_LINK	Char	16	477	492	A key to link together audit record together for a user's APPC transaction processing work.
PWD_SPECIFIED	Char	1024	494	1517	The keywords specified.
PWD_FAILED	Char	1024	1519	2542	The keywords that failed.
PWD_IGNORED	Char	1024	2544	3567	The keywords ignored.
PWD_UTK_NETW	Char	8	3569	3576	The port of entry network name.
PWD_X500_SUBJECT	Char	255	3578	3832	Subject's name associated with this event.
PWD_X500_ISSUER	Char	255	3834	4088	Issuer's name associated with this event.
PWD_SERV_POENAME	Char	64	4090	4153	SERVAUTH resource or profile name.
PWD_CTX_USER	Char	510	4155	4664	Authenticated user name.
PWD_CTX_REG	Char	255	4666	4920	Authenticated user registry name.
PWD_CTX_HOST	Char	128	4922	5049	Authenticated user host name.
PWD_CTX_MECH	Char	16	5051	5066	Authenticated user authentication mechanism object identifier (OID).
PWD_IDID_USER	Char	985	5068	6052	Authenticated distributed user name.
PWD_IDID_REG	Char	1021	6054	7074	Authenticated distributed user registry name.

Table 43. Event qualifiers for PASSWORD command records

Event qualifier	Event qualifier number	Event description
SUCCESS	00	No violations detected.
INSAUTH	01	Insufficient authority.
KEYWVIOL	02	Keyword violation.

The PERMIT record extension

Table 44 describes the format of a record that is created by the PERMIT command.

The event qualifiers that can be associated with a PERMIT command are shown in Table 45 on page 175.

Table 44. Format of the PERMIT record extension (event code 19)

Field name	Type	Length	Position		Comments
			Start	End	
PERM_CLASS	Char	8	282	289	Class name.
PERM_OWN_ID	Char	8	291	298	Owner of the profile.
PERM_USER_NAME	Char	20	300	319	User name.
PERM_UTK_ENCR	Yes/No	4	321	324	Is the UTOKEN associated with this user encrypted?
PERM_UTK_PRE19	Yes/No	4	326	329	Is this a pre-1.9 token?
PERM_UTK_VERPROF	Yes/No	4	331	334	Is the VERIFYX propagation flag set?
PERM_UTK_NJEUNUSR	Yes/No	4	336	339	Is this the NJE undefined user?
PERM_UTK_LOGUSR	Yes/No	4	341	344	Is UAUDIT specified for this user?
PERM_UTK_SPECIAL	Yes/No	4	346	349	Is this a SPECIAL user?
PERM_UTK_DEFAULT	Yes/No	4	351	354	Is this a default token?
PERM_UTK_UNKNUSR	Yes/No	4	356	359	Is this an undefined user?

Table 44. Format of the PERMIT record extension (event code 19) (continued)

Field name	Type	Length	Position		Comments
			Start	End	
PERM_UTK_ERROR	Yes/No	4	361	364	Is this user token in error?
PERM_UTK_TRUSTED	Yes/No	4	366	369	Is this user a part of the trusted computing base (TCB)?
PERM_UTK_SESSTYPE	Char	8	371	378	The session type of this session.
PERM_UTK_SURROGAT	Yes/No	4	380	383	Is this a surrogate user?
PERM_UTK_REMOTE	Yes/No	4	385	388	Is this a remote job?
PERM_UTK_PRIV	Yes/No	4	390	393	Is this a privileged user ID?
PERM_UTK_SECL	Char	8	395	402	The security label of the user.
PERM_UTK_EXECNODE	Char	8	404	411	The execution node of the work.
PERM_UTK_SUSER_ID	Char	8	413	420	The submitting user ID.
PERM_UTK_SNODE	Char	8	422	429	The submitting node.
PERM_UTK_SGRP_ID	Char	8	431	438	The submitting group name.
PERM_UTK_SPOE	Char	8	440	447	The port of entry.
PERM_UTK_SPCLASS	Char	8	449	456	Class of the POE. Valid values are "TERMINAL", "CONSOLE", "JESINPUT", and "APPCPORT".
PERM_UTK_USER_ID	Char	8	458	465	User ID associated with the record.
PERM_UTK_GRP_ID	Char	8	467	474	Group name associated with the record.
PERM_UTK_DFT_GRP	Yes/No	4	476	479	Is a default group assigned?
PERM_UTK_DFT_SECL	Yes/No	4	481	484	Is a default security label assigned?
PERM_APPC_LINK	Char	16	486	501	Key to link together APPC records.
PERM_RES_NAME	Char	255	503	757	The resource name
PERM_SPECIFIED	Char	1024	759	1782	The keywords specified.
PERM_FAILED	Char	1024	1784	2807	The keywords that failed.
PERM_IGNORED	Char	1024	2809	3832	The keywords ignored.
PERM_UTK_NETW	Char	8	3834	3841	The port of entry network name.
PERM_X500_SUBJECT	Char	255	3843	4097	Subject's name associated with this event.
PERM_X500_ISSUER	Char	255	4099	4353	Issuer's name associated with this event.
PERM_SERV_POENAME	Char	64	4355	4418	SERVAUTH resource or profile name.
PERM_CTX_USER	Char	510	4420	4929	Authenticated user name.
PERM_CTX_REG	Char	255	4931	5185	Authenticated user registry name.
PERM_CTX_HOST	Char	128	5187	5314	Authenticated user host name.
PERM_CTX_MECH	Char	16	5316	5331	Authenticated user authentication mechanism object identifier (OID).
PERM_IDID_USER	Char	985	5333	6317	Authenticated distributed user name.
PERM_IDID_REG	Char	1021	6319	7339	Authenticated distributed user registry name.

Table 45. Event qualifiers for PERMIT command records

Event qualifier	Event qualifier number	Event description
SUCCESS	00	No violations detected.
INSAUTH	01	Insufficient authority.
KEYWVIOL	02	Keyword violation.

Format of unloaded SMF type 80 data

The RALTER record extension

Table 46 describes the format of a record that is created by the RALTER command.

The event qualifiers that can be associated with a RALTER command are shown in Table 47 on page 177.

Table 46. Format of the RALTER record extension (event code 20)

Field name	Type	Length	Position		Comments
			Start	End	
RALT_CLASS	Char	8	282	289	Class name.
RALT_OWN_ID	Char	8	291	298	Owner of the profile.
RALT_USER_NAME	Char	20	300	319	User name.
RALT_OLD_SECL	Char	8	321	328	The security label being deleted from the file.
RALT_UTK_ENCR	Yes/No	4	330	333	Is the UTOKEN associated with this user encrypted?
RALT_UTK_PRE19	Yes/No	4	335	338	Is this a pre-1.9 token?
RALT_UTK_VERPROF	Yes/No	4	340	343	Is the VERIFYX propagation flag set?
RALT_UTK_NJEUNUSR	Yes/No	4	345	348	Is this the NJE undefined user?
RALT_UTK_LOGUSR	Yes/No	4	350	353	Is UAUDIT specified for this user?
RALT_UTK_SPECIAL	Yes/No	4	355	358	Is this a SPECIAL user?
RALT_UTK_DEFAULT	Yes/No	4	360	363	Is this a default token?
RALT_UTK_UNKNUSR	Yes/No	4	365	368	Is this an undefined user?
RALT_UTK_ERROR	Yes/No	4	370	373	Is this user token in error?
RALT_UTK_TRUSTED	Yes/No	4	375	378	Is this user a part of the trusted computing base (TCB)?
RALT_UTK_SESSTYPE	Char	8	380	387	The session type of this session.
RALT_UTK_SURROGAT	Yes/No	4	389	392	Is this a surrogate user?
RALT_UTK_REMOTE	Yes/No	4	394	397	Is this a remote job?
RALT_UTK_PRIV	Yes/No	4	399	402	Is this a privileged user ID?
RALT_UTK_SECL	Char	8	404	411	The security label of the user.
RALT_UTK_EXECNODE	Char	8	413	420	The execution node of the work.
RALT_UTK_SUSER_ID	Char	8	422	429	The submitting user ID.
RALT_UTK_SNODE	Char	8	431	438	The submitting node.
RALT_UTK_SGRP_ID	Char	8	440	447	The submitting group name.
RALT_UTK_SPOE	Char	8	449	456	The port of entry.
RALT_UTK_SPCCLASS	Char	8	458	465	Class of the POE. Valid values are "TERMINAL", "CONSOLE", "JESINPUT", and "APPCPORT".
RALT_UTK_USER_ID	Char	8	467	474	User ID associated with the record.
RALT_UTK_GRP_ID	Char	8	476	483	Group name associated with the record.
RALT_UTK_DFT_GRP	Yes/No	4	485	488	Is a default group assigned?
RALT_UTK_DFT_SECL	Yes/No	4	490	493	Is a default security label assigned?
RALT_APPC_LINK	Char	16	495	510	Key to link together APPC records.
RALT_RES_NAME	Char	255	512	766	The resource name.
RALT_SPECIFIED	Char	1024	768	1791	The keywords specified.
RALT_FAILED	Char	1024	1793	2816	The keywords that failed.
RALT_UTK_NETW	Char	8	2818	2825	The port of entry network name.
RALT_X500_SUBJECT	Char	255	2827	3081	Subject's name associated with this event.
RALT_X500_ISSUER	Char	255	3083	3337	Issuer's name associated with this event.
RALT_SERV_POENAME	Char	64	3339	3402	SERVAUTH resource or profile name.

Table 46. Format of the RALTER record extension (event code 20) (continued)

Field name	Type	Length	Position		Comments
			Start	End	
RALT_CTX_USER	Char	510	3404	3913	Authenticated user name.
RALT_CTX_REG	Char	255	3915	4169	Authenticated user registry name.
RALT_CTX_HOST	Char	128	4171	4298	Authenticated user host name.
RALT_CTX_MECH	Char	16	4300	4315	Authenticated user authentication mechanism object identifier (OID).
RALT_IDID_USER	Char	985	4317	5301	Authenticated distributed user name.
RALT_IDID_REG	Char	1021	5303	6323	Authenticated distributed user registry name.

Table 47. Event qualifiers for RALTER command records

Event qualifier	Event qualifier number	Event description
SUCCESS	00	No violations detected.
INSAUTH	01	Insufficient authority.
KEYWVIOL	02	Keyword violation.

The RDEFINE record extension

Table 48 describes the format of a record that is created by the RDEFINE command.

The event qualifiers that can be associated with an RDEFINE command are shown in Table 49 on page 178.

Table 48. Format of the RDEFINE record extension (event code 21)

Field name	Type	Length	Position		Comments
			Start	End	
RDEF_CLASS	Char	8	282	289	Class name.
RDEF_OWN_ID	Char	8	291	298	Owner of the profile.
RDEF_USER_NAME	Char	20	300	319	User name.
RDEF_SECL	Char	8	321	328	The security label associated with the profile.
RDEF_UTK_ENCR	Yes/No	4	330	333	Is the UTOKEN associated with this user encrypted?
RDEF_UTK_PRE19	Yes/No	4	335	338	Is this a pre-1.9 token?
RDEF_UTK_VERPROF	Yes/No	4	340	343	Is the VERIFYX propagation flag set?
RDEF_UTK_NJEUNUSR	Yes/No	4	345	348	Is this the NJE undefined user?
RDEF_UTK_LOGUSR	Yes/No	4	350	353	Is UAUDIT specified for this user?
RDEF_UTK_SPECIAL	Yes/No	4	355	358	Is this a SPECIAL user?
RDEF_UTK_DEFAULT	Yes/No	4	360	363	Is this a default token?
RDEF_UTK_UNKNUSR	Yes/No	4	365	368	Is this an undefined user?
RDEF_UTK_ERROR	Yes/No	4	370	373	Is this user token in error?
RDEF_UTK_TRUSTED	Yes/No	4	375	378	Is this user a part of the trusted computing base (TCB)?
RDEF_UTK_SESSTYPE	Char	8	380	387	The session type of this session.
RDEF_UTK_SURROGAT	Yes/No	4	389	392	Is this a surrogate user?
RDEF_UTK_REMOTE	Yes/No	4	394	397	Is this a remote job?
RDEF_UTK_PRIV	Yes/No	4	399	402	Is this a privileged user ID?

Format of unloaded SMF type 80 data

Table 48. Format of the RDEFINE record extension (event code 21) (continued)

Field name	Type	Length	Position		Comments
			Start	End	
RDEF_UTK_SECL	Char	8	404	411	The security label of the user.
RDEF_UTK_EXECNODE	Char	8	413	420	The execution node of the work.
RDEF_UTK_SUSER_ID	Char	8	422	429	The submitting user ID.
RDEF_UTK_SNODE	Char	8	431	438	The submitting node.
RDEF_UTK_SGRP_ID	Char	8	440	447	The submitting group name.
RDEF_UTK_SPOE	Char	8	449	456	The port of entry.
RDEF_UTK_SPCLASS	Char	8	458	465	Class of the POE. Valid values are "TERMINAL", "CONSOLE", "JESINPUT", and "APPCPORT".
RDEF_UTK_USER_ID	Char	8	467	474	User ID associated with the record.
RDEF_UTK_GRP_ID	Char	8	476	483	Group name associated with the record.
RDEF_UTK_DFT_GRP	Yes/No	4	485	488	Is a default group assigned?
RDEF_UTK_DFT_SECL	Yes/No	4	490	493	Is a default security label assigned?
RDEF_APPC_LINK	Char	16	495	510	Key to link together APPC records.
RDEF_RES_NAME	Char	255	512	766	The resource name.
RDEF_SPECIFIED	Char	1024	768	1791	The keywords specified.
RDEF_FAILED	Char	1024	1793	2816	The keywords that failed.
RDEF_UTK_NETW	Char	8	2818	2825	The port of entry network name.
RDEF_X500_SUBJECT	Char	255	2827	3081	Subject's name associated with this event.
RDEF_X500_ISSUER	Char	255	3083	3337	Issuer's name associated with this event.
RDEF_SERV_POENAME	Char	64	3339	3402	SERVAUTH resource or profile name.
RDEF_CTX_USER	Char	510	3404	3913	Authenticated user name.
RDEF_CTX_REG	Char	255	3915	4169	Authenticated user registry name.
RDEF_CTX_HOST	Char	128	4171	4298	Authenticated user host name.
RDEF_CTX_MECH	Char	16	4300	4315	Authenticated user authentication mechanism object identifier (OID).
RDEF_IDID_USER	Char	985	4317	5301	Authenticated distributed user name.
RDEF_IDID_REG	Char	1021	5303	6323	Authenticated distributed user registry name.

Table 49. Event qualifiers for RDEFINE command records

Event qualifier	Event qualifier number	Event description
SUCCESS	00	No violations detected.
INSAUTH	01	Insufficient authority.
KEYWVIOL	02	Keyword violation.

The RDELETE record extension

Table 50 on page 179 describes the format of a record that is created by the RDELETE command.

The event qualifiers that can be associated with an RDELETE command are shown in Table 51 on page 180.

Table 50. Format of the RDELETE record extension (event code 22)

Field name	Type	Length	Position		Comments
			Start	End	
RDEL_CLASS	Char	8	282	289	Class name.
RDEL_OWN_ID	Char	8	291	298	Owner of the profile.
RDEL_USER_NAME	Char	20	300	319	User name.
RDEL_SECL	Char	8	321	328	The security label associated with the profile.
RDEL_UTK_ENCR	Yes/No	4	330	333	Is the UTOKEN associated with this user encrypted?
RDEL_UTK_PRE19	Yes/No	4	335	338	Is this a pre-1.9 token?
RDEL_UTK_VERPROF	Yes/No	4	340	343	Is the VERIFYX propagation flag set?
RDEL_UTK_NJEUNUSR	Yes/No	4	345	348	Is this the NJE undefined user?
RDEL_UTK_LOGUSR	Yes/No	4	350	353	Is UAUDIT specified for this user?
RDEL_UTK_SPECIAL	Yes/No	4	355	358	Is this a SPECIAL user?
RDEL_UTK_DEFAULT	Yes/No	4	360	363	Is this a default token?
RDEL_UTK_UNKNUSR	Yes/No	4	365	368	Is this an undefined user?
RDEL_UTK_ERROR	Yes/No	4	370	373	Is this user token in error?
RDEL_UTK_TRUSTED	Yes/No	4	375	378	Is this user a part of the trusted computing base (TCB)?
RDEL_UTK_SESSTYPE	Char	8	380	387	The session type of this session.
RDEL_UTK_SURROGAT	Yes/No	4	389	392	Is this a surrogate user?
RDEL_UTK_REMOTE	Yes/No	4	394	397	Is this a remote job?
RDEL_UTK_PRIV	Yes/No	4	399	402	Is this a privileged user ID?
RDEL_UTK_SECL	Char	8	404	411	The security label of the user.
RDEL_UTK_EXECNODE	Char	8	413	420	The execution node of the work.
RDEL_UTK_SUSER_ID	Char	8	422	429	The submitting user ID.
RDEL_UTK_SNODE	Char	8	431	438	The submitting node.
RDEL_UTK_SGRP_ID	Char	8	440	447	The submitting group name.
RDEL_UTK_SPOE	Char	8	449	456	The port of entry.
RDEL_UTK_SPCLASS	Char	8	458	465	Class of the POE. Valid values are "TERMINAL", "CONSOLE", "JESINPUT", and "APPCPORT".
RDEL_UTK_USER_ID	Char	8	467	474	User ID associated with the record.
RDEL_UTK_GRP_ID	Char	8	476	483	Group name associated with the record.
RDEL_UTK_DFT_GRP	Yes/No	4	485	488	Is a default group assigned?
RDEL_UTK_DFT_SECL	Yes/No	4	490	493	Is a default security label assigned?
RDEL_APPC_LINK	Char	16	495	510	Key to link together APPC records.
RDEL_RES_NAME	Char	255	512	766	The resource name.
RDEL_SPECIFIED	Char	1024	768	1791	The keywords specified.
RDEL_UTK_NETW	Char	8	1793	1800	The port of entry network name.
RDEL_X500_SUBJECT	Char	255	1802	2056	Subject's name associated with this event.
RDEL_X500_ISSUER	Char	255	2058	2312	Issuer's name associated with this event.
RDEL_SERV_POENAME	Char	64	2314	2377	SERVAUTH resource or profile name.
RDEL_CTX_USER	Char	510	2379	2888	Authenticated user name.
RDEL_CTX_REG	Char	255	2890	3144	Authenticated user registry name.
RDEL_CTX_HOST	Char	128	3146	3273	Authenticated user host name.
RDEL_CTX_MECH	Char	16	3275	3290	Authenticated user authentication mechanism object identifier (OID).
RDEL_IDID_USER	Char	985	3292	4276	Authenticated distributed user name.

Format of unloaded SMF type 80 data

Table 50. Format of the RDELETE record extension (event code 22) (continued)

Field name	Type	Length	Position		Comments
			Start	End	
RDEL_IDID_REG	Char	1021	4278	5298	Authenticated distributed user registry name.

Table 51. Event qualifiers for RDELETE command records

Event qualifier	Event qualifier number	Event description
SUCCESS	00	No violations detected.
INSAUTH	01	Insufficient authority.
KEYWVIOL	02	Keyword violation.

The REMOVE record extension

Table 52 describes the format of a record that is created by the REMOVE command.

The event qualifiers that can be associated with a REMOVE command are shown in Table 53 on page 181.

Table 52. Format of the REMOVE record extension (event code 23)

Field name	Type	Length	Position		Comments
			Start	End	
REM_OWN_ID	Char	8	282	289	Owner of the profile.
REM_USER_NAME	Char	20	291	310	User name.
REM_UTK_ENCR	Yes/No	4	312	315	Is the UTOKEN associated with this user encrypted?
REM_UTK_PRE19	Yes/No	4	317	320	Is this a pre-1.9 token?
REM_UTK_VERPROF	Yes/No	4	322	325	Is the VERIFYX propagation flag set?
REM_UTK_NJEUNUSR	Yes/No	4	327	330	Is this the NJE undefined user?
REM_UTK_LOGUSR	Yes/No	4	332	335	Is UAUDIT specified for this user?
REM_UTK_SPECIAL	Yes/No	4	337	340	Is this a SPECIAL user?
REM_UTK_DEFAULT	Yes/No	4	342	345	Is this a default token?
REM_UTK_UNKNUSR	Yes/No	4	347	350	Is this an undefined user?
REM_UTK_ERROR	Yes/No	4	352	355	Is this user token in error?
REM_UTK_TRUSTED	Yes/No	4	357	360	Is this user a part of the trusted computing base (TCB)?
REM_UTK_SESTYPE	Char	8	362	369	The session type of this session.
REM_UTK_SURROGAT	Yes/No	4	371	374	Is this a surrogate user?
REM_UTK_REMOTE	Yes/No	4	376	379	Is this a remote job?
REM_UTK_PRIV	Yes/No	4	381	384	Is this a privileged user ID?
REM_UTK_SECL	Char	8	386	393	The security label of the user.
REM_UTK_EXECNODE	Char	8	395	402	The execution node of the work.
REM_UTK_SUSER_ID	Char	8	404	411	The submitting user ID.
REM_UTK_SNODE	Char	8	413	420	The submitting node.
REM_UTK_SGRP_ID	Char	8	422	429	The submitting group name.
REM_UTK_SPOE	Char	8	431	438	The port of entry.
REM_UTK_SPCLASS	Char	8	440	447	Class of the POE. Valid values are "TERMINAL", "CONSOLE", "JESINPUT", and "APPCPORT".

Table 52. Format of the REMOVE record extension (event code 23) (continued)

Field name	Type	Length	Position		Comments
			Start	End	
REM_UTK_USER_ID	Char	8	449	456	User ID associated with the record.
REM_UTK_GRP_ID	Char	8	458	465	Group name associated with the record.
REM_UTK_DFT_GRP	Yes/No	4	467	470	Is a default group assigned?
REM_UTK_DFT_SECL	Yes/No	4	472	475	Is a default security label assigned?
REM_APPC_LINK	Char	16	477	492	Key to link together APPC records.
REM_USER_ID	Char	8	494	501	The user ID.
REM_SPECIFIED	Char	1024	503	1526	The keywords specified.
REM_FAILED	Char	1024	1528	2551	The keywords that failed.
REM_UTK_NETW	Char	8	2553	2560	The port of entry network name.
REM_X500_SUBJECT	Char	255	2562	2816	Subject's name associated with this event.
REM_X500_ISSUER	Char	255	2818	3072	Issuer's name associated with this event.
REM_SERV_POENAME	Char	64	3074	3137	SERVAUTH resource or profile name.
REM_CTX_USER	Char	510	3139	3648	Authenticated user name.
REM_CTX_REG	Char	255	3650	3904	Authenticated user registry name.
REM_CTX_HOST	Char	128	3906	4033	Authenticated user host name.
REM_CTX_MECH	Char	16	4035	4050	Authenticated user authentication mechanism object identifier (OID).
REM_IDID_USER	Char	985	4052	5036	Authenticated distributed user name.
REM_IDID_REG	Char	1021	5038	6058	Authenticated distributed user registry name.

Table 53. Event qualifiers for REMOVE command records

Event qualifier	Event qualifier number	Event description
SUCCESS	00	No violations detected.
INSAUTH	01	Insufficient authority.
KEYWVIOL	02	Keyword violation.

The SETROPTS record extension

Table 54 describes record format that is created by the SETROPTS command.

Table 55 on page 182 shows the event qualifiers that can be associated with a SETROPTS command.

Table 54. Format of the SETROPTS record extension (event code 24)

Field name	Type	Length	Position		Comments
			Start	End	
SETR_USER_NAME	Char	20	282	301	User name.
SETR_UTK_ENCR	Yes/No	4	303	306	Is the UTOKEN associated with this user encrypted?
SETR_UTK_PRE19	Yes/No	4	308	311	Is this a pre-1.9 token?
SETR_UTK_VERPROF	Yes/No	4	313	316	Is the VERIFYX propagation flag set?
SETR_UTK_NJEUNUSR	Yes/No	4	318	321	Is this the NJE undefined user?
SETR_UTK_LOGUSR	Yes/No	4	323	326	Is UAUDIT specified for this user?
SETR_UTK_SPECIAL	Yes/No	4	328	331	Is this a SPECIAL user?
SETR_UTK_DEFAULT	Yes/No	4	333	336	Is this a default token?

Format of unloaded SMF type 80 data

Table 54. Format of the SETROPTS record extension (event code 24) (continued)

Field name	Type	Length	Position		Comments
			Start	End	
SETR_UTK_UNKNUSR	Yes/No	4	338	341	Is this an undefined user?
SETR_UTK_ERROR	Yes/No	4	343	346	Is this user token in error?
SETR_UTK_TRUSTED	Yes/No	4	348	351	Is this user a part of the trusted computing base (TCB)?
SETR_UTK_SESSTYPE	Char	8	353	360	The session type of this session.
SETR_UTK_SURROGAT	Yes/No	4	362	365	Is this a surrogate user?
SETR_UTK_REMOTE	Yes/No	4	367	370	Is this a remote job?
SETR_UTK_PRIV	Yes/No	4	372	375	Is this a privileged user ID?
SETR_UTK_SECL	Char	8	377	384	The security label of the user.
SETR_UTK_EXECNODE	Char	8	386	393	The execution node of the work.
SETR_UTK_USER_ID	Char	8	395	402	The submitting user ID.
SETR_UTK_SNODE	Char	8	404	411	The submitting node.
SETR_UTK_SGRP_ID	Char	8	413	420	The submitting group name.
SETR_UTK_SPOE	Char	8	422	429	The port of entry.
SETR_UTK_SPCCLASS	Char	8	431	438	Class of the POE. Valid values are "TERMINAL", "CONSOLE", "JESINPUT", and "APPCPORT".
SETR_UTK_USER_ID	Char	8	440	447	User ID associated with the record.
SETR_UTK_GRP_ID	Char	8	449	456	Group name associated with the record.
SETR_UTK_DFT_GRP	Yes/No	4	458	461	Is a default group assigned?
SETR_UTK_DFT_SECL	Yes/No	4	463	466	Is a default security label assigned?
SETR_APPC_LINK	Char	16	468	483	Key to link together APPC records.
SETR_SPECIFIED	Char	1024	485	1508	The keywords specified.
SETR_FAILED	Char	1024	1510	2533	The keywords that failed.
SETR_UTK_NETW	Char	8	2535	2542	The port of entry network name.
SETR_X500_SUBJECT	Char	255	2544	2798	Subject's name associated with this event.
SETR_X500_ISSUER	Char	255	2800	3054	Issuer's name associated with this event.
SETR_SERV_POENAME	Char	64	3056	3119	SERVAUTH resource or profile name.
SETR_CTX_USER	Char	510	3121	3630	Authenticated user name.
SETR_CTX_REG	Char	255	3632	3886	Authenticated user registry name.
SETR_CTX_HOST	Char	128	3888	4015	Authenticated user host name.
SETR_CTX_MECH	Char	16	4017	4032	Authenticated user authentication mechanism object identifier (OID).
SETR_IDID_USER	Char	985	4034	5018	Authenticated distributed user name.
SETR_IDID_REG	Char	1021	5020	6040	Authenticated distributed user registry name.

Table 55. Event qualifiers for SETROPTS command records

Event qualifier	Event qualifier number	Event description
SUCCESS	00	No violations detected.
INSAUTH	01	Insufficient authority.
KEYWVIOL	02	Keyword violation.

The RVAR record extension

Table 56 describes the format of a record that is created by the RVAR command.

The event qualifiers that can be associated with an RVAR command are shown in Table 57 on page 184.

Table 56. Format of the RVAR record extension (event code 25)

Field name	Type	Length	Position		Comments
			Start	End	
RVAR_USER_NAME	Char	20	282	301	User name.
RVAR_UTK_ENCR	Yes/No	4	303	306	Is the UTOKEN associated with this user encrypted?
RVAR_UTK_PRE19	Yes/No	4	308	311	Is this a pre-1.9 token?
RVAR_UTK_VERPROF	Yes/No	4	313	316	Is the VERIFYX propagation flag set?
RVAR_UTK_NJEUNUSR	Yes/No	4	318	321	Is this the NJE undefined user?
RVAR_UTK_LOGUSR	Yes/No	4	323	326	Is UAUDIT specified for this user?
RVAR_UTK_SPECIAL	Yes/No	4	328	331	Is this a SPECIAL user?
RVAR_UTK_DEFAULT	Yes/No	4	333	336	Is this a default token?
RVAR_UTK_UNKNUSR	Yes/No	4	338	341	Is this an undefined user?
RVAR_UTK_ERROR	Yes/No	4	343	346	Is this user token in error?
RVAR_UTK_TRUSTED	Yes/No	4	348	351	Is this user a part of the trusted computing base (TCB)?
RVAR_UTK_SESSTYPE	Char	8	353	360	The session type of this session.
RVAR_UTK_SURROGAT	Yes/No	4	362	365	Is this a surrogate user?
RVAR_UTK_REMOTE	Yes/No	4	367	370	Is this a remote job?
RVAR_UTK_PRIV	Yes/No	4	372	375	Is this a privileged user ID?
RVAR_UTK_SECL	Char	8	377	384	The security label of the user.
RVAR_UTK_EXECNODE	Char	8	386	393	The execution node of the work.
RVAR_UTK_SUSER_ID	Char	8	395	402	The submitting user ID.
RVAR_UTK_SNODE	Char	8	404	411	The submitting node.
RVAR_UTK_SGRP_ID	Char	8	413	420	The submitting group name.
RVAR_UTK_SPOE	Char	8	422	429	The port of entry.
RVAR_UTK_SPCLASS	Char	8	431	438	Class of the POE. Valid values are "TERMINAL", "CONSOLE", "JESINPUT", and "APPCPORT".
RVAR_UTK_USER_ID	Char	8	440	447	User ID associated with the record.
RVAR_UTK_GRP_ID	Char	8	449	456	Group name associated with the record.
RVAR_UTK_DFT_GRP	Yes/No	4	458	461	Is a default group assigned?
RVAR_UTK_DFT_SECL	Yes/No	4	463	466	Is a default security label l assigned?
RVAR_APPC_LINK	Char	16	468	483	Key to link together APPC records.
RVAR_SPECIFIED	Char	1024	485	1508	The keywords specified.
RVAR_FAILED	Char	1024	1510	2533	The keywords that failed.
RVAR_UTK_NETW	Char	8	2535	2542	The port of entry network name.
RVAR_X500_SUBJECT	Char	255	2544	2798	Subject's name associated with this event.
RVAR_X500_ISSUER	Char	255	2800	3054	Issuer's name associated with this event.
RVAR_SERV_POENAME	Char	64	3056	3119	SERVAUTH resource or profile name.
RVAR_CTX_USER	Char	510	3121	3630	Authenticated user name.
RVAR_CTX_REG	Char	255	3632	3886	Authenticated user registry name.
RVAR_CTX_HOST	Char	128	3888	4015	Authenticated user host name.

Format of unloaded SMF type 80 data

Table 56. Format of the RVARY record extension (event code 25) (continued)

Field name	Type	Length	Position		Comments
			Start	End	
RVAR_CTX_MECH	Char	16	4017	4032	Authenticated user authentication mechanism object identifier (OID).
RVAR_IDID_USER	Char	985	4034	5018	Authenticated distributed user name.
RVAR_IDID_REG	Char	1021	5020	6040	Authenticated distributed user registry name.

Table 57. Event qualifiers for RVARY command records

Event qualifier	Event qualifier number	Event description
SUCCESS	00	No violations detected.
INSAUTH	01	Insufficient authority.
KEYWVIOL	02	Keyword violation.

The APPCLU record extension

Table 58 describes the format of a record that is created by the auditing of an APPCLU resource.

The event qualifiers that can be associated with an APPCLU (APPC session establishment) event are shown in Table 59 on page 185.

Table 58. Format of the APPCLU record extension (event code 26)

Field name	Type	Length	Position		Comments
			Start	End	
APPC_RES_NAME	Char	255	282	536	Resource name.
APPC_CLASS	Char	8	538	545	Class name.
APPC_TYPE	Char	8	547	554	Type of resource data. Valid values are "RESOURCE" if ACC_NAME is a generic resource name, and "PROFILE" if ACC_NAME is a generic profile.
APPC_NAME	Char	246	556	801	Resource or profile name.
APPC_OWN_ID	Char	8	803	810	Name of the profile owner.
APPC_USER_NAME	Char	20	812	831	User name.
APPC_UTK_ENCR	Yes/No	4	833	836	Is the UTOKEN associated with this user encrypted?
APPC_UTK_PRE19	Yes/No	4	838	841	Is this a pre-1.9 token?
APPC_UTK_VERPROF	Yes/No	4	843	846	Is the VERIFYX propagation flag set?
APPC_UTK_NJEUNUSR	Yes/No	4	848	851	Is this the NJE undefined user?
APPC_UTK_LOGUSR	Yes/No	4	853	856	Is UAUDIT specified for this user?
APPC_UTK_SPECIAL	Yes/No	4	858	861	Is this a SPECIAL user?
APPC_UTK_DEFAULT	Yes/No	4	863	866	Is this a default token?
APPC_UTK_UNKNUSR	Yes/No	4	868	871	Is this an undefined user?
APPC_UTK_ERROR	Yes/No	4	873	876	Is this user token in error?
APPC_UTK_TRUSTED	Yes/No	4	878	881	Is this user a part of the trusted computing base (TCB)?
APPC_UTK_SESSTYPE	Char	8	883	890	The session type of this session.
APPC_UTK_SURROGAT	Yes/No	4	892	895	Is this a surrogate user?
APPC_UTK_REMOTE	Yes/No	4	897	900	Is this a remote job?

Table 58. Format of the APPCLU record extension (event code 26) (continued)

Field name	Type	Length	Position		Comments
			Start	End	
APPC_UTK_PRIV	Yes/No	4	902	905	Is this a privileged user ID?
APPC_UTK_SECL	Char	8	907	914	The security label of the user.
APPC_UTK_EXECNODE	Char	8	916	923	The execution node of the work.
APPC_UTK_SUSER_ID	Char	8	925	932	The submitting user ID.
APPC_UTK_SNODE	Char	8	934	941	The submitting node.
APPC_UTK_SGRP_ID	Char	8	943	950	The submitting group name.
APPC_UTK_SPOE	Char	8	952	959	The port of entry.
APPC_UTK_SPCLASS	Char	8	961	968	Class of the POE. Valid values are "TERMINAL", "CONSOLE", "JESINPUT", and "APPCPORT".
APPC_UTK_USER_ID	Char	8	970	977	User ID associated with the record.
APPC_UTK_GRP_ID	Char	8	979	986	Group name associated with the record.
APPC_UTK_DFT_GRP	Yes/No	4	988	991	Is a default group assigned?
APPC_UTK_DFT_SECL	Yes/No	4	993	996	Is a default security label assigned?
APPC_APPC_LINK	Char	16	998	1013	Key to link together APPC records.
APPC_UTK_NETW	Char	8	1015	1022	The port of entry network name.
APPC_X500_SUBJECT	Char	255	1024	1278	Subject's name associated with this event.
APPC_X500_ISSUER	Char	255	1280	1534	Issuer's name associated with this event.
APPC_SERV_POENAME	Char	64	1536	1599	SERVAUTH resource or profile name.
APPC_CTX_USER	Char	510	1601	2110	Authenticated user name.
APPC_CTX_REG	Char	255	2112	2366	Authenticated user registry name.
APPC_CTX_HOST	Char	128	2368	2495	Authenticated user host name.
APPC_CTX_MECH	Char	16	2497	2512	Authenticated user authentication mechanism object identifier (OID).
APPC_IDID_USER	Char	985	2514	3498	Authenticated distributed user name.
APPC_IDID_REG	Char	1021	3500	4520	Authenticated distributed user registry name.

Table 59. Event qualifiers for APPC session establishment records

Event qualifier	Event qualifier number	Event description
SUCCESS	00	Partner verification OK.
NOVERIFY	01	Session established without verification.
LKEYEXPR	02	Local key expires in less than 5 days.
REVOKED	03	Partner LU access has been revoked.
NOMATCH	04	Partner LU key does not match this LU key.
TRMSECUR	05	Session terminated for security reasons.
NOSESKEY	06	Required session key not defined.
LUATTACK	07	Possible security attack by partner LU.
NOPRTKEY	08	Session key not defined for the partner LU.
NOKEY	09	Session key not defined for this LU.
SNAERROR	10	SNA security-related session
PROFCHNG	11	Profile changed during verification.
SKEYEXPR	12	Expired session key error.

Format of unloaded SMF type 80 data

The general event record extension

Table 60 describes the format of a record that is created by a general event.

The event qualifiers that can be associated with a general event are determined by the installation. These event codes are unloaded as integer values.

Table 60. Format of the general event record extension (event code 27)

Field name	Type	Length	Position		Comments
			Start	End	
GEN_CLASS	Char	8	282	289	Class name.
GEN_LOGSTR	Char	255	291	545	LOGSTR= data from the RACROUTE
GEN_USER_NAME	Char	20	547	566	User name.
GEN_UTK_ENCR	Yes/No	4	568	571	Is the UTOKEN associated with this user encrypted?
GEN_UTK_PRE19	Yes/No	4	573	576	Is this a pre-1.9 token?
GEN_UTK_VERPROF	Yes/No	4	578	581	Is the VERIFYX propagation flag set?
GEN_UTK_NJEUNUSR	Yes/No	4	583	586	Is this the NJE undefined user?
GEN_UTK_LOGUSR	Yes/No	4	588	591	Is UAUDIT specified for this user?
GEN_UTK_SPECIAL	Yes/No	4	593	596	Is this a SPECIAL user?
GEN_UTK_DEFAULT	Yes/No	4	598	601	Is this a default token?
GEN_UTK_UNKNUSR	Yes/No	4	603	606	Is this an undefined user?
GEN_UTK_ERROR	Yes/No	4	608	611	Is this user token in error?
GEN_UTK_TRUSTED	Yes/No	4	613	616	Is this user a part of the trusted computing base (TCB)?
GEN_UTK_SESTYPE	Char	8	618	625	The session type of this session.
GEN_UTK_SURROGAT	Yes/No	4	627	630	Is this a surrogate user?
GEN_UTK_REMOTE	Yes/No	4	632	635	Is this a remote job?
GEN_UTK_PRIV	Yes/No	4	637	640	Is this a privileged user ID?
GEN_UTK_SECL	Char	8	642	649	The security label of the user.
GEN_UTK_EXECNODE	Char	8	651	658	The execution node of the work.
GEN_UTK_SUSER_ID	Char	8	660	667	The submitting user ID.
GEN_UTK_SNODE	Char	8	669	676	The submitting node.
GEN_UTK_SGRP_ID	Char	8	678	685	The submitting group name.
GEN_UTK_SPOE	Char	8	687	694	The port of entry.
GEN_UTK_SPCLASS	Char	8	696	703	Class of the POE. Valid values are "TERMINAL", "CONSOLE", "JESINPUT", and "APPCPORT".
GEN_UTK_USER_ID	Char	8	705	712	User ID associated with the record.
GEN_UTK_GRP_ID	Char	8	714	721	Group name associated with the record.
GEN_UTK_DFT_GRP	Yes/No	4	723	726	Is a default group assigned?
GEN_UTK_DFT_SECL	Yes/No	4	728	731	Is a default security label assigned?
GEN_APPC_LINK	Char	16	733	748	Key to link together GENERAL records.
GEN_UTK_NETW	Char	8	750	757	The port of entry network name.
GEN_X500_SUBJECT	Char	255	759	1013	Subject's name associated with this event.
GEN_X500_ISSUER	Char	255	1015	1269	Issuer's name associated with this event.
GEN_SERV_POENAME	Char	64	1271	1334	SERVAUTH resource or profile name.
GEN_CTX_USER	Char	510	1336	1845	Authenticated user name.
GEN_CTX_REG	Char	255	1847	2101	Authenticated user registry name.
GEN_CTX_HOST	Char	128	2103	2230	Authenticated user host name.

Table 60. Format of the general event record extension (event code 27) (continued)

Field name	Type	Length	Position		Comments
			Start	End	
GEN_CTX_MECH	Char	16	2232	2247	Authenticated user authentication mechanism object identifier (OID).
GEN_IDID_USER	Char	985	2249	3233	Authenticated distributed user name.
GEN_IDID_REG	Char	1021	3235	4255	Authenticated distributed user registry name.

The directory search record extension

Table 61 describes the format of a record that is created by a directory search event.

The event qualifiers that can be associated with a directory search event are shown in Table 62 on page 189.

Table 61. Format of the directory search record extension (event code 28)

Field name	Type	Length	Position		Comments
			Start	End	
DSCH_CLASS	Char	8	282	289	Class name.
DSCH_USER_NAME	Char	20	291	310	The name associated with the user ID.
DSCH_UTK_ENCR	Yes/No	4	312	315	Is the UTOKEN associated with this user encrypted?
DSCH_UTK_PRE19	Yes/No	4	317	320	Is this a pre-1.9 token?
DSCH_UTK_VERPROF	Yes/No	4	322	325	Is the VERIFYX propagation flag set?
DSCH_UTK_NJEUNUSR	Yes/No	4	327	330	Is this the NJE undefined user?
DSCH_UTK_LOGUSR	Yes/No	4	332	335	Is UAUDIT specified for this user?
DSCH_UTK_SPECIAL	Yes/No	4	337	340	Is this a SPECIAL user?
DSCH_UTK_DEFAULT	Yes/No	4	342	345	Is this a default token?
DSCH_UTK_UNKNUSR	Yes/No	4	347	350	Is this an undefined user?
DSCH_UTK_ERROR	Yes/No	4	352	355	Is this user token in error?
DSCH_UTK_TRUSTED	Yes/No	4	357	360	Is this user a part of the trusted computing base (TCB)?
DSCH_UTK_SESTYPE	Char	8	362	369	The session type of this session.
DSCH_UTK_SURROGAT	Yes/No	4	371	374	Is this a surrogate user?
DSCH_UTK_REMOTE	Yes/No	4	376	379	Is this a remote job?
DSCH_UTK_PRIV	Yes/No	4	381	384	Is this a privileged user ID?
DSCH_UTK_SECL	Char	8	386	393	The security label of the user.
DSCH_UTK_EXECNODE	Char	8	395	402	The execution node of the work.
DSCH_UTK_SUSER_ID	Char	8	404	411	The submitting user ID.
DSCH_UTK_SNODE	Char	8	413	420	The submitting node.
DSCH_UTK_SGRP_ID	Char	8	422	429	The submitting group name.
DSCH_UTK_SPOE	Char	8	431	438	The port of entry.
DSCH_UTK_SPCLASS	Char	8	440	447	Class of the POE. Valid values are "TERMINAL", "CONSOLE", "JESINPUT", and "APPCPORT".
DSCH_UTK_USER_ID	Char	8	449	456	User ID associated with the record.
DSCH_UTK_GRP_ID	Char	8	458	465	Group name associated with the record.
DSCH_UTK_DFT_GRP	Yes/No	4	467	470	Is a default group assigned?
DSCH_UTK_DFT_SECL	Yes/No	4	472	475	Is a default security label assigned?
DSCH_APPC_LINK	Char	16	477	492	A key to link together audit record together for a user's APPC transaction processing work.

Format of unloaded SMF type 80 data

Table 61. Format of the directory search record extension (event code 28) (continued)

Field name	Type	Length	Position		Comments
			Start	End	
DSCH_AUDIT_CODE	Char	11	494	504	Audit function code.
DSCH_OLD_REAL_UID	Integer	10	506	515	Old real z/OS UNIX user identifier (UID).
DSCH_OLD_EFF_UID	Integer	10	517	526	Old effective z/OS UNIX user identifier (UID).
DSCH_OLD_SAVED_UID	Integer	10	528	537	Old saved z/OS UNIX user identifier (UID).
DSCH_OLD_REAL_GID	Integer	10	539	548	Old real z/OS UNIX group identifier (GID).
DSCH_OLD_EFF_GID	Integer	10	550	559	Old effective z/OS UNIX group identifier (GID).
DSCH_OLD_SAVED_GID	Integer	10	561	570	Old saved z/OS UNIX group identifier (GID).
DSCH_PATH_NAME	Char	1023	572	1594	The requested path name.
DSCH_FILE_ID	Char	32	1596	1627	File ID.
DSCH_FILE_OWN_UID	Integer	10	1629	1638	The owner z/OS UNIX user identifier (UID) associated with the file.
DSCH_FILE_OWN_GID	Integer	10	1640	1649	The owner z/OS UNIX group identifier (GID) associated with the file.
DSCH_REQUEST_READ	Yes/No	4	1651	1654	Did the requested access include read?
DSCH_REQUEST_WRITE	Yes/No	4	1656	1659	Did the requested access include write?
DSCH_REQUEST_EXEC	Yes/No	4	1661	1664	Did the requested access include EXECUTE?
DSCH_REQUEST_DSRCH	Yes/No	4	1666	1669	Did the requested access include directory search?
DSCH_ACCESS_TYPE	Char	8	1671	1678	What bits were used in granting the access? Valid values are "ACLERROR", "ACLGROUP", "ACLUSER", "FSACCESS", "GROUP", "NO", "OTHER", "OWNER", and "RSTD".
DSCH_ALLOWED_READ	Yes/No	4	1680	1683	Was read access allowed?
DSCH_ALLOWED_WRITE	Yes/No	4	1685	1688	Was write access allowed?
DSCH_ALLOWED_EXEC	Yes/No	4	1690	1693	Was execute or search access allowed?
DSCH_REQUEST_PATH2	Char	1023	1695	2717	Second requested path name.
DSCH_SERVICE_CODE	Char	11	2719	2729	The service that was being processed. This is set only when the DSCH_AUDIT_CODE is "LOOKUP".
DSCH_HFS_DS_NAME	Char	44	2731	2774	Data set name for the mounted file system.
DSCH_SYMLINK	Char	1023	2776	3798	The content of SYMLINK.
DSCH_FILE_NAME	Char	256	3800	4055	The file name that is being checked.
DSCH_PATH_TYPE	Char	4	4057	4060	Type of the requested path name. Valid values are "OLD" and "NEW".
DSCH_FILEPOOL	Char	8	4062	4069	SFS filepool containing the BFS file.
DSCH_FILESPACE	Char	8	4071	4078	SFS filespace containing the BFS file.
DSCH_INODE	Integer	10	4080	4089	Inode (file serial number).
DSCH_SCID	Integer	10	4091	4100	File SCID.
DSCH_DCE_LINK	Char	16	4102	4117	Link to connect DCE records that originate from a single DCE request.
DSCH_AUTH_TYPE	Char	13	4119	4131	Defines the type of request. Valid values are: "SERVER", "AUTH_CLIENT", and "UNAUTH_CLIENT".
DSCH_DFLT_PROCESS	Yes/No	4	4133	4136	Default z/OS UNIX security environment in effect.
DSCH_UTK_NETW	CHAR	8	4138	4145	The port of entry network name.
DSCH_X500_SUBJECT	Char	255	4147	4401	Subject's name associated with this event.
DSCH_X500_ISSUER	Char	255	4403	4657	Issuer's name associated with this event.

Table 61. Format of the directory search record extension (event code 28) (continued)

Field name	Type	Length	Position		Comments
			Start	End	
DSCH_SECL	Char	8	4659	4666	Security label of the resource.
DSCH_SERV_POENAME	Char	64	4668	4731	SERVAUTH resource or profile name.
DSCH_CTX_USER	Char	510	4733	5242	Authenticated user name.
DSCH_CTX_REG	Char	255	5244	5498	Authenticated user registry name.
DSCH_CTX_HOST	Char	128	5500	5627	Authenticated user host name.
DSCH_CTX_MECH	Char	16	5629	5644	Authenticated user authentication mechanism object identifier (OID).
DSCH_IDID_USER	Char	985	5646	6630	Authenticated distributed user name.
DSCH_IDID_REG	Char	1021	6632	7652	Authenticated distributed user registry name.

Table 62. Event qualifiers for directory search records

Event qualifier	Event qualifier number	Event description
SUCCESS	00	Access allowed.
NOTAUTH	01	Not authorized to search the directory.
INSSECL	02	Insufficient security label.

The check directory access record extension

Table 63 describes the format of a record that is created by checking access to a directory.

The event qualifiers that can be associated with a directory search event are shown in Table 64 on page 191.

Table 63. Format of the check directory access record extension (event code 29)

Field name	Type	Length	Position		Comments
			Start	End	
DACC_CLASS	Char	8	282	289	Class name.
DACC_USER_NAME	Char	20	291	310	The name associated with the user ID.
DACC_UTK_ENCR	Yes/No	4	312	315	Is the UTOKEN associated with this user encrypted?
DACC_UTK_PRE19	Yes/No	4	317	320	Is this a pre-1.9 token?
DACC_UTK_VERPROF	Yes/No	4	322	325	Is the VERIFYX propagation flag set?
DACC_UTK_NJEUNUSR	Yes/No	4	327	330	Is this the NJE undefined user?
DACC_UTK_LOGUSR	Yes/No	4	332	335	Is UAUDIT specified for this user?
DACC_UTK_SPECIAL	Yes/No	4	337	340	Is this a SPECIAL user?
DACC_UTK_DEFAULT	Yes/No	4	342	345	Is this a default token?
DACC_UTK_UNKNUSR	Yes/No	4	347	350	Is this an undefined user?
DACC_UTK_ERROR	Yes/No	4	352	355	Is this user token in error?
DACC_UTK_TRUSTED	Yes/No	4	357	360	Is this user a part of the trusted computing base (TCB)?
DACC_UTK_SESSTYPE	Char	8	362	369	The session type of this session.
DACC_UTK_SURROGAT	Yes/No	4	371	374	Is this a surrogate user?
DACC_UTK_REMOTE	Yes/No	4	376	379	Is this a remote job?
DACC_UTK_PRIV	Yes/No	4	381	384	Is this a privileged user ID?

Format of unloaded SMF type 80 data

Table 63. Format of the check directory access record extension (event code 29) (continued)

Field name	Type	Length	Position		Comments
			Start	End	
DACC_UTK_SECL	Char	8	386	393	The security label of the user.
DACC_UTK_EXECNODE	Char	8	395	402	The execution node of the work.
DACC_UTK_SUSER_ID	Char	8	404	411	The submitting user ID.
DACC_UTK_SNODE	Char	8	413	420	The submitting node.
DACC_UTK_SGRP_ID	Char	8	422	429	The submitting group name.
DACC_UTK_SPOE	Char	8	431	438	The port of entry.
DACC_UTK_SPCLASS	Char	8	440	447	Class of the POE. Valid values are "TERMINAL", "CONSOLE", "JESINPUT", and "APPCPORT".
DACC_UTK_USER_ID	Char	8	449	456	User ID associated with the record.
DACC_UTK_GRP_ID	Char	8	458	465	Group name associated with the record.
DACC_UTK_DFT_GRP	Yes/No	4	467	470	Is a default group assigned?
DACC_UTK_DFT_SECL	Yes/No	4	472	475	Is a default security label assigned?
DACC_APPC_LINK	Char	16	477	492	Key to link together APPC records.
DACC_AUDIT_CODE	Char	11	494	504	Audit function code.
DACC_OLD_REAL_UID	Integer	10	506	515	Old real z/OS UNIX user identifier (UID).
DACC_OLD_EFF_UID	Integer	10	517	526	Old effective z/OS UNIX user identifier (UID).
DACC_OLD_SAVED_UID	Integer	10	528	537	Old saved z/OS UNIX user identifier (UID).
DACC_OLD_REAL_GID	Integer	10	539	548	Old real z/OS UNIX group identifier (GID).
DACC_OLD_EFF_GID	Integer	10	550	559	Old effective z/OS UNIX group identifier (GID).
DACC_OLD_SAVED_GID	Integer	10	561	570	Old saved z/OS UNIX group identifier (GID).
DACC_PATH_NAME	Char	1023	572	1594	The requested path name.
DACC_FILE_ID	Char	32	1596	1627	File ID.
DACC_FILE_OWN_UID	Integer	10	1629	1638	The owner z/OS UNIX user identifier (UID) associated with the file.
DACC_FILE_OWN_GID	Integer	10	1640	1649	The owner z/OS UNIX group identifier (GID) associated with the file.
DACC_REQUEST_READ	Yes/No	4	1651	1654	Did the requested access include read?
DACC_REQUEST_WRITE	Yes/No	4	1656	1659	Did the requested access include write?
DACC_REQUEST_EXEC	Yes/No	4	1661	1664	Did the requested access include execute?
DACC_REQUEST_DSRCH	Yes/No	4	1666	1669	Did the requested access include directory search?
DACC_ACCESS_TYPE	Char	8	1671	1678	What bits were used in granting the access? Valid values are "OWNER", "GROUP", "OTHER", "ACLUSER", "ACLGROUP", "ACLERROR", "RSTD", and "NO".
DACC_ALLOWED_READ	Yes/No	4	1680	1683	Was read access allowed?
DACC_ALLOWED_WRITE	Yes/No	4	1685	1688	Was write access allowed?
DACC_ALLOWED_EXEC	Yes/No	4	1690	1693	Was execute access allowed?
DACC_REQUEST_PATH2	Char	1023	1695	2717	Second requested path name.
DACC_SYMLINK	Char	1023	2719	3741	The content of SYMLINK.
DACC_FILE_NAME	Char	256	3743	3998	The file name that is being checked.
DACC_PATH_TYPE	Char	4	4000	4003	Type of the requested path name. Valid values are "OLD" and "NEW".
DACC_FILEPOOL	Char	8	4005	4012	SFS filepool containing the BFS file.
DACC_FILESPACE	Char	8	4014	4021	SFS filespace containing the BFS file.
DACC_INODE	Integer	10	4023	4032	Inode (file serial number).

Table 63. Format of the check directory access record extension (event code 29) (continued)

Field name	Type	Length	Position		Comments
			Start	End	
DACC_SCID	Integer	10	4034	4043	File SCID.
DACC_DCE_LINK	Char	16	4045	4060	Link to connect DCE records that originate from a single DCE request.
DACC_AUTH_TYPE	Char	13	4062	4074	Defines the type of request. Valid values are: "SERVER", "AUTH_CLIENT", and "UNAUTH_CLIENT".
DACC_DFLT_PROCESS	Yes/No	4	4076	4079	Default z/OS UNIX security environment in effect.
DACC_UTK_NETW	Char	8	4081	4088	The port of entry network name.
DACC_X500_SUBJECT	Char	255	4090	4344	Subject's name associated with this event.
DACC_X500_ISSUER	Char	255	4346	4600	Issuer's name associated with this event.
DACC_SECL	Char	8	4602	4609	Security label of the resource.
DACC_SERV_POENAME	Char	64	4611	4674	SERVAUTH resource or profile name.
DACC_CTX_USER	Char	510	4676	5185	Authenticated user name.
DACC_CTX_REG	Char	255	5187	5441	Authenticated user registry name.
DACC_CTX_HOST	Char	128	5443	5570	Authenticated user host name.
DACC_CTX_MECH	Char	16	5572	5587	Authenticated user authentication mechanism object identifier (OID).
DACC_IDID_USER	Char	985	5589	6573	Authenticated distributed user name.
DACC_IDID_REG	Char	1021	6575	7595	Authenticated distributed user registry name.

Table 64. Event qualifiers for check directory records

Event qualifier	Event qualifier number	Event description
SUCCESS	00	Access allowed.
NOTAUTH	01	Not authorized to the directory.
INSSECL	02	Insufficient security label.

The check file access record extension

Table 65 describes the format of a record that is created by checking access to a file.

The event qualifiers that can be associated with a check file access event are shown in Table 66 on page 193.

Table 65. Format of the check file access record extension (event code 30)

Field name	Type	Length	Position		Comments
			Start	End	
FACC_CLASS	Char	8	282	289	Class name.
FACC_USER_NAME	Char	20	291	310	The name associated with the user ID.
FACC_UTK_ENCR	Yes/No	4	312	315	Is the UTOKEN associated with this user encrypted?
FACC_UTK_PRE19	Yes/No	4	317	320	Is this a pre-1.9 token?
FACC_UTK_VERPROF	Yes/No	4	322	325	Is the VERIFYX propagation flag set?
FACC_UTK_NJEUNUSR	Yes/No	4	327	330	Is this the NJE undefined user?
FACC_UTK_LOGUSR	Yes/No	4	332	335	Is UAUDIT specified for this user?
FACC_UTK_SPECIAL	Yes/No	4	337	340	Is this a SPECIAL user?

Format of unloaded SMF type 80 data

Table 65. Format of the check file access record extension (event code 30) (continued)

Field name	Type	Length	Position		Comments
			Start	End	
FACC_UTK_DEFAULT	Yes/No	4	342	345	Is this a default token?
FACC_UTK_UNKNUSR	Yes/No	4	347	350	Is this an undefined user?
FACC_UTK_ERROR	Yes/No	4	352	355	Is this user token in error?
FACC_UTK_TRUSTED	Yes/No	4	357	360	Is this user a part of the trusted computing base (TCB)?
FACC_UTK_SESSTYPE	Char	8	362	369	The session type of this session.
FACC_UTK_SURROGAT	Yes/No	4	371	374	Is this a surrogate user?
FACC_UTK_REMOTE	Yes/No	4	376	379	Is this a remote job?
FACC_UTK_PRIV	Yes/No	4	381	384	Is this a privileged user ID?
FACC_UTK_SECL	Char	8	386	393	The security label of the user.
FACC_UTK_EXECNODE	Char	8	395	402	The execution node of the work.
FACC_UTK_SUSER_ID	Char	8	404	411	The submitting user ID.
FACC_UTK_SNODE	Char	8	413	420	The submitting node.
FACC_UTK_SGRP_ID	Char	8	422	429	The submitting group name.
FACC_UTK_SPOE	Char	8	431	438	The port of entry.
FACC_UTK_SPCLASS	Char	8	440	447	Class of the POE. Valid values are "TERMINAL", "CONSOLE", "JESINPUT", and "APPCPORT".
FACC_UTK_USER_ID	Char	8	449	456	User ID associated with the record.
FACC_UTK_GRP_ID	Char	8	458	465	Group name associated with the record.
FACC_UTK_DFT_GRP	Yes/No	4	467	470	Is a default group assigned?
FACC_UTK_DFT_SECL	Yes/No	4	472	475	Is a default security label assigned?
FACC_APPC_LINK	Char	16	477	492	Key to link together APPC records.
FACC_AUDIT_CODE	Char	11	494	504	Audit function code.
FACC_OLD_REAL_UID	Integer	10	506	515	Old real z/OS UNIX user identifier (UID).
FACC_OLD_EFF_UID	Integer	10	517	526	Old effective z/OS UNIX user identifier (UID).
FACC_OLD_SAVED_UID	Integer	10	528	537	Old saved z/OS UNIX user identifier (UID).
FACC_OLD_REAL_GID	Integer	10	539	548	Old real z/OS UNIX group identifier (GID).
FACC_OLD_EFF_GID	Integer	10	550	559	Old effective z/OS UNIX group identifier (GID).
FACC_OLD_SAVED_GID	Integer	10	561	570	Old saved z/OS UNIX group identifier (GID).
FACC_PATH_NAME	Char	1023	572	1594	The requested path name.
FACC_FILE_ID	Char	32	1596	1627	File ID.
FACC_FILE_OWN_UID	Integer	10	1629	1638	The owner z/OS UNIX user identifier (UID) associated with the file.
FACC_FILE_OWN_GID	Integer	10	1640	1649	The owner z/OS UNIX group identifier (GID) associated with the file.
FACC_REQUEST_READ	Yes/No	4	1651	1654	Did the requested access include read?
FACC_REQUEST_WRITE	Yes/No	4	1656	1659	Did the requested access include write?
FACC_REQUEST_EXEC	Yes/No	4	1661	1664	Did the requested access include EXECUTE?
FACC_REQUEST_DSRCH	Yes/No	4	1666	1669	Did the requested access include directory search?
FACC_ACCESS_TYPE	Char	8	1671	1678	What bits were used in granting the access? Valid values are "OWNER", "GROUP", "OTHER", "ACLUSER", "ACLGROUP", "ACLERROR", "RSTD", and "NO".
FACC_ALLOWED_READ	Yes/No	4	1680	1683	Was read access allowed?
FACC_ALLOWED_WRITE	Yes/No	4	1685	1688	Was write access allowed?

Table 65. Format of the check file access record extension (event code 30) (continued)

Field name	Type	Length	Position		Comments
			Start	End	
FACC_ALLOWED_EXEC	Yes/No	4	1690	1693	Was execute access allowed?
FACC_REQUEST_PATH2	Char	1023	1695	2717	Second requested path name.
FACC_FILE_NAME	Char	256	2719	2974	The file name that is being checked.
FACC_PATH_TYPE	Char	4	2976	2979	Type of the requested path name. Valid values are "OLD" and "NEW".
FACC_FILEPOOL	Char	8	2981	2988	SFS filepool containing the BFS file.
FACC_FILESPACE	Char	8	2990	2997	SFS filespace containing the BFS file.
FACC_INODE	Integer	10	2999	3008	Inode (file serial number).
FACC_SCID	Integer	10	3010	3019	File SCID.
FACC_DCE_LINK	Char	16	3021	3036	Link to connect DCE records that originate from a single DCE request.
FACC_AUTH_TYPE	Char	13	3038	3050	Defines the type of request. Valid values are: "SERVER", "AUTH_CLIENT", and "UNAUTH_CLIENT".
FACC_DFLT_PROCESS	Yes/No	4	3052	3055	Default z/OS UNIX security environment in effect.
FACC_UTK_NETW	Char	8	3057	3064	The port of entry network name.
FACC_X500_SUBJECT	Char	255	3066	3320	Subject's name associated with this event.
FACC_X500_ISSUER	Char	255	3322	3576	Issuer's name associated with this event.
FACC_SECL	Char	8	3578	3585	Security label of the resource.
FACC_SERV_POENAME	Char	64	3587	3650	SERVAUTH resource or profile name.
FACC_CTX_USER	Char	510	3652	4161	Authenticated user name.
FACC_CTX_REG	Char	255	4163	4417	Authenticated user registry name.
FACC_CTX_HOST	Char	128	4419	4546	Authenticated user host name.
FACC_CTX_MECH	Char	16	4548	4563	Authenticated user authentication mechanism object identifier (OID).
FACC_IDID_USER	Char	985	4565	5549	Authenticated distributed user name.
FACC_IDID_REG	Char	1021	5551	6571	Authenticated distributed user registry name.

Table 66. Event qualifiers for check file access records

Event qualifier	Event qualifier number	Event description
SUCCESS	00	Access allowed.
NOTAUTH	01	Not authorized to the file.
INSSECL	02	Insufficient security label.

The change audit record extension

Table 67 on page 194 describes the format of a record that is created by checking access to a file.

The event qualifiers that can be associated with a directory search event are shown in Table 68 on page 196.

Format of unloaded SMF type 80 data

Table 67. Format of the change audit record extension (event code 31)

Field name	Type	Length	Position		Comments
			Start	End	
CAUD_CLASS	Char	8	282	289	Class name.
CAUD_USER_NAME	Char	20	291	310	The name associated with the user ID.
CAUD_UTK_ENCR	Yes/No	4	312	315	Is the UTOKEN associated with this user encrypted?
CAUD_UTK_PRE19	Yes/No	4	317	320	Is this a pre-1.9 token?
CAUD_UTK_VERPROF	Yes/No	4	322	325	Is the VERIFYX propagation flag set?
CAUD_UTK_NJEUNUSR	Yes/No	4	327	330	Is this the NJE undefined user?
CAUD_UTK_LOGUSR	Yes/No	4	332	335	Is UAUDIT specified for this user?
CAUD_UTK_SPECIAL	Yes/No	4	337	340	Is this a SPECIAL user?
CAUD_UTK_DEFAULT	Yes/No	4	342	345	Is this a default token?
CAUD_UTK_UNKNUSR	Yes/No	4	347	350	Is this an undefined user?
CAUD_UTK_ERROR	Yes/No	4	352	355	Is this user token in error?
CAUD_UTK_TRUSTED	Yes/No	4	357	360	Is this user a part of the trusted computing base (TCB)?
CAUD_UTK_SESSTYPE	Char	8	362	369	The session type of this session.
CAUD_UTK_SURROGAT	Yes/No	4	371	374	Is this a surrogate user?
CAUD_UTK_REMOTE	Yes/No	4	376	379	Is this a remote job?
CAUD_UTK_PRIV	Yes/No	4	381	384	Is this a privileged user ID?
CAUD_UTK_SECL	Char	8	386	393	The security label of the user.
CAUD_UTK_EXECNODE	Char	8	395	402	The execution node of the work.
CAUD_UTK_SUSER_ID	Char	8	404	411	The submitting user ID.
CAUD_UTK_SNODE	Char	8	413	420	The submitting node.
CAUD_UTK_SGRP_ID	Char	8	422	429	The submitting group name.
CAUD_UTK_SPOE	Char	8	431	438	The port of entry.
CAUD_UTK_SPCLASS	Char	8	440	447	Class of the POE. Valid values are "TERMINAL", "CONSOLE", "JESINPUT", and "APPCPORT".
CAUD_UTK_USER_ID	Char	8	449	456	User ID associated with the record.
CAUD_UTK_GRP_ID	Char	8	458	465	Group name associated with the record.
CAUD_UTK_DFT_GRP	Yes/No	4	467	470	Is a default group assigned?
CAUD_UTK_DFT_SECL	Yes/No	4	472	475	Is a default security label assigned?
CAUD_APPC_LINK	Char	16	477	492	A key to link together audit record together for a user's APPC transaction processing work.
CAUD_AUDIT_CODE	Char	11	494	504	Audit function code.
CAUD_OLD_REAL_UID	Integer	10	506	515	Old real z/OS UNIX user identifier (UID).
CAUD_OLD_EFF_UID	Integer	10	517	526	Old effective z/OS UNIX user identifier (UID).
CAUD_OLD_SAVED_UID	Integer	10	528	537	Old saved z/OS UNIX user identifier (UID).
CAUD_OLD_REAL_GID	Integer	10	539	548	Old real z/OS UNIX group identifier (GID).
CAUD_OLD_EFF_GID	Integer	10	550	559	Old effective z/OS UNIX group identifier (GID).
CAUD_OLD_SAVED_GID	Integer	10	561	570	Old saved z/OS UNIX group identifier (GID).
CAUD_PATH_NAME	Char	1023	572	1594	The requested path name.
CAUD_FILE_ID	Char	32	1596	1627	File ID.
CAUD_FILE_OWN_UID	Integer	10	1629	1638	The owner z/OS UNIX user identifier (UID) associated with the file.
CAUD_FILE_OWN_GID	Integer	10	1640	1649	The owner z/OS UNIX group identifier (GID) associated with the file.

Table 67. Format of the change audit record extension (event code 31) (continued)

Field name	Type	Length	Position		Comments
			Start	End	
CAUD_REQUEST_READ	Char	8	1651	1658	What audit options are requested for a READ operation? Valid values are "NONE", "SUCCESS", "FAIL", and "ALL".
CAUD_REQUEST_WRITE	Char	8	1660	1667	What audit options are requested for a WRITE operation? Valid values are "NONE", "SUCCESS", "FAIL", and "ALL".
CAUD_REQUEST_EXEC	Char	8	1669	1676	What audit options are requested for an EXECUTE operation? Valid values are "NONE", "SUCCESS", "FAIL", and "ALL".
CAUD_UOLD_READ	Char	8	1678	1685	What were the previous user audit options for READ actions? Valid values are "NONE", "SUCCESS", "FAIL", and "ALL".
CAUD_UOLD_WRITE	Char	8	1687	1694	What were the previous user audit options for WRITE actions? Valid values are "NONE", "SUCCESS", "FAIL", and "ALL".
CAUD_UOLD_EXEC	Char	8	1696	1703	What were the previous user audit options for EXECUTE actions? Valid values are "NONE", "SUCCESS", "FAIL", and "ALL".
CAUD_AOLD_READ	Char	8	1705	1712	What were the previous auditor audit options for READ actions? Valid values are "NONE", "SUCCESS", "FAIL", and "ALL".
CAUD_AOLD_WRITE	Char	8	1714	1721	What were the previous auditor audit options for WRITE actions? Valid values are "NONE", "SUCCESS", "FAIL", and "ALL".
CAUD_AOLD_EXEC	Char	8	1723	1730	What were the previous auditor audit options for EXECUTE actions? Valid values are "NONE", "SUCCESS", "FAIL", and "ALL".
CAUD_UNEW_READ	Char	8	1732	1739	What are the new user audit options for READ actions? Valid values are "NONE", "SUCCESS", "FAIL", and "ALL".
CAUD_UNEW_WRITE	Char	8	1741	1748	What are the new user audit options for WRITE actions? Valid values are "NONE", "SUCCESS", "FAIL", and "ALL".
CAUD_UNEW_EXEC	Char	8	1750	1757	What are the new user audit options for EXECUTE actions? Valid values are "NONE", "SUCCESS", "FAIL", and "ALL".
CAUD_ANEW_READ	Char	8	1759	1766	What are the new auditor audit options for READ actions? Valid values are "NONE", "SUCCESS", "FAIL", and "ALL".
CAUD_ANEW_WRITE	Char	8	1768	1775	What are the new auditor audit options for WRITE actions? Valid values are "NONE", "SUCCESS", "FAIL", and "ALL".
CAUD_ANEW_EXEC	Char	8	1777	1784	What are the new auditor audit options for EXECUTE actions? Valid values are "NONE", "SUCCESS", "FAIL", and "ALL".
CAUD_FILEPOOL	Char	8	1786	1793	SFS filepool containing the BFS file.
CAUD_FILESPACE	Char	8	1795	1802	SFS filespace containing the BFS file.
CAUD_INODE	Integer	10	1804	1813	Inode (file serial number).
CAUD_SCID	Integer	10	1815	1824	File SCID.
CAUD_DCE_LINK	Char	16	1826	1841	Link to connect DCE records that originate from a single DCE request.
CAUD_AUTH_TYPE	Char	13	1843	1855	Defines the type of request. Valid values are: "SERVER", "AUTH_CLIENT", and "UNAUTH_CLIENT".

Format of unloaded SMF type 80 data

Table 67. Format of the change audit record extension (event code 31) (continued)

Field name	Type	Length	Position		Comments
			Start	End	
CAUD_DFLT_PROCESS	Yes/No	4	1857	1860	Default z/OS UNIX security environment in effect.
CAUD_UTK_NETW	Char	8	1862	1869	The port of entry network name.
CAUD_X500_SUBJECT	Char	255	1871	2125	Subject's name associated with this event.
CAUD_X500_ISSUER	Char	255	2127	2381	Issuer's name associated with this event.
CAUD_SECL	Char	8	2383	2390	Security label of the resource.
CAUD_SERV_POENAME	Char	64	2392	2455	SERVAUTH resource or profile name.
CAUD_CTX_USER	Char	510	2457	2966	Authenticated user name.
CAUD_CTX_REG	Char	255	2968	3222	Authenticated user registry name.
CAUD_CTX_HOST	Char	128	3224	3351	Authenticated user host name.
CAUD_CTX_MECH	Char	16	3353	3368	Authenticated user authentication mechanism object identifier (OID).
CAUD_IDID_USER	Char	985	3370	4354	Authenticated distributed user name.
CAUD_IDID_REG	Char	1021	4556	5376	Authenticated distributed user registry name.

Table 68. Event qualifiers for change audit records

Event qualifier	Event qualifier number	Event description
SUCCESS	00	File's audit options changed.
NOTAUTHU	01	Not authorized to change the user audit options on the specified file.
NOTAUTHA	02	Not authorized to change the auditor audit options on the specified file.
INSSECL	03	Insufficient security label.

The change directory record extension

Table 69 describes the format of a record that is created by changing directories.

The event qualifiers that can be associated with a directory search event are shown in Table 70 on page 198.

Table 69. Format of the change directory record extension (event code 32)

Field name	Type	Length	Position		Comments
			Start	End	
CDIR_CLASS	Char	8	282	289	Class name.
CDIR_USER_NAME	Char	20	291	310	The name associated with the user ID.
CDIR_UTK_ENCR	Yes/No	4	312	315	Is the UTOKEN associated with this user encrypted?
CDIR_UTK_PRE19	Yes/No	4	317	320	Is this a pre-1.9 token?
CDIR_UTK_VERPROF	Yes/No	4	322	325	Is the VERIFYX propagation flag set?
CDIR_UTK_NJEUNUSR	Yes/No	4	327	330	Is this the NJE undefined user?
CDIR_UTK_LOGUSR	Yes/No	4	332	335	Is UAUDIT specified for this user?
CDIR_UTK_SPECIAL	Yes/No	4	337	340	Is this a SPECIAL user?
CDIR_UTK_DEFAULT	Yes/No	4	342	345	Is this a default token?
CDIR_UTK_UNKNUSR	Yes/No	4	347	350	Is this an undefined user?
CDIR_UTK_ERROR	Yes/No	4	352	355	Is this user token in error?

Table 69. Format of the change directory record extension (event code 32) (continued)

Field name	Type	Length	Position		Comments
			Start	End	
CDIR_UTK_TRUSTED	Yes/No	4	357	360	Is this user a part of the trusted computing base (TCB)?
CDIR_UTK_SESSTYPE	Char	8	362	369	The session type of this session.
CDIR_UTK_SURROGAT	Yes/No	4	371	374	Is this a surrogate user?
CDIR_UTK_REMOTE	Yes/No	4	376	379	Is this a remote job?
CDIR_UTK_PRIV	Yes/No	4	381	384	Is this a privileged user ID?
CDIR_UTK_SECL	Char	8	386	393	The security label of the user.
CDIR_UTK_EXECNODE	Char	8	395	402	The execution node of the work.
CDIR_UTK_SUSER_ID	Char	8	404	411	The submitting user ID.
CDIR_UTK_SNODE	Char	8	413	420	The submitting node.
CDIR_UTK_SGRP_ID	Char	8	422	429	The submitting group name.
CDIR_UTK_SPOE	Char	8	431	438	The port of entry.
CDIR_UTK_SPCCLASS	Char	8	440	447	Class of the POE. Valid values are "TERMINAL", "CONSOLE", "JESINPUT", and "APPCPORT".
CDIR_UTK_USER_ID	Char	8	449	456	User ID associated with the record.
CDIR_UTK_GRP_ID	Char	8	458	465	Group name associated with the record.
CDIR_UTK_DFT_GRP	Yes/No	4	467	470	Is a default group assigned?
CDIR_UTK_DFT_SECL	Yes/No	4	472	475	Is a default security label assigned?
CDIR_APPC_LINK	Char	16	477	492	A key to link together audit record together for a user's APPC transaction processing work.
CDIR_AUDIT_CODE	Char	11	494	504	Audit function code.
CDIR_OLD_REAL_UID	Integer	10	506	515	Old real z/OS UNIX user identifier (UID).
CDIR_OLD_EFF_UID	Integer	10	517	526	Old effective z/OS UNIX user identifier (UID).
CDIR_OLD_SAVED_UID	Integer	10	528	537	Old saved z/OS UNIX user identifier (UID).
CDIR_OLD_REAL_GID	Integer	10	539	548	Old real z/OS UNIX group identifier (GID).
CDIR_OLD_EFF_GID	Integer	10	550	559	Old effective z/OS UNIX group identifier (GID).
CDIR_OLD_SAVED_GID	Integer	10	561	570	Old saved z/OS UNIX group identifier (GID).
CDIR_PATH_NAME	Char	1023	572	1594	The requested path name.
CDIR_FILE_ID	Char	32	1596	1627	File ID.
CDIR_FILE_OWN_UID	Integer	10	1629	1638	The owner z/OS UNIX user identifier (UID) associated with the file.
CDIR_FILE_OWN_GID	Integer	10	1640	1649	The owner z/OS UNIX group identifier (GID) associated with the file.
CDIR_DCE_LINK	Char	16	1651	1666	Link to connect DCE records that originate from a single DCE request.
CDIR_AUTH_TYPE	Char	13	1668	1680	Defines the type of request. Valid values are: "SERVER", "AUTH_CLIENT", and "UNAUTH_CLIENT".
CDIR_DFLT_PROCESS	Yes/No	4	1682	1685	Default z/OS UNIX security environment in effect.
CDIR_UTK_NETW	Char	8	1687	1694	The port of entry network name.
CDIR_X500_SUBJECT	Char	255	1696	1950	Subject's name associated with this event.
CDIR_X500_ISSUER	Char	255	1952	2206	Issuer's name associated with this event.
CDIR_SERV_POENAME	Char	64	2208	2271	SERVAUTH resource or profile name.
CDIR_CTX_USER	Char	510	2273	2782	Authenticated user name.
CDIR_CTX_REG	Char	255	2784	3038	Authenticated user registry name.
CDIR_CTX_HOST	Char	128	3040	3167	Authenticated user host name.

Format of unloaded SMF type 80 data

Table 69. Format of the change directory record extension (event code 32) (continued)

Field name	Type	Length	Position		Comments
			Start	End	
CDIR_CTX_MECH	Char	16	3169	3184	Authenticated user authentication mechanism object identifier (OID).
CDIR_IDID_USER	Char	985	3186	4170	Authenticated distributed user name.
CDIR_IDID_REG	Char	1021	4172	5192	Authenticated distributed user registry name.

Table 70. Event qualifiers for change directory records

Event qualifier	Event qualifier number	Event description
SUCCESS	00	Current working directory changed. Failures are logged as directory search events.

The change file mode record extension

Table 71 describes the format of a record that is created by changing the access mode of a file.

The event qualifiers that can be associated with changing a file mode event are shown in Table 72 on page 200.

Table 71. Format of the change file mode record extension (event code 33)

Field name	Type	Length	Position		Comments
			Start	End	
CMOD_CLASS	Char	8	282	289	Class name.
CMOD_USER_NAME	Char	20	291	310	The name associated with the user ID.
CMOD_UTK_ENCR	Yes/No	4	312	315	Is the UTOKEN associated with this user encrypted?
CMOD_UTK_PRE19	Yes/No	4	317	320	Is this a pre-1.9 token?
CMOD_UTK_VERPROF	Yes/No	4	322	325	Is the VERIFYX propagation flag set?
CMOD_UTK_NJEUNUSR	Yes/No	4	327	330	Is this the NJE undefined user?
CMOD_UTK_LOGUSR	Yes/No	4	332	335	Is UAUDIT specified for this user?
CMOD_UTK_SPECIAL	Yes/No	4	337	340	Is this a SPECIAL user?
CMOD_UTK_DEFAULT	Yes/No	4	342	345	Is this a default token?
CMOD_UTK_UNKNUSR	Yes/No	4	347	350	Is this an undefined user?
CMOD_UTK_ERROR	Yes/No	4	352	355	Is this user token in error?
CMOD_UTK_TRUSTED	Yes/No	4	357	360	Is this user a part of the trusted computing base (TCB)?
CMOD_UTK_SESTYPE	Char	8	362	369	The session type of this session.
CMOD_UTK_SURROGAT	Yes/No	4	371	374	Is this a surrogate user?
CMOD_UTK_REMOTE	Yes/No	4	376	379	Is this a remote job?
CMOD_UTK_PRIV	Yes/No	4	381	384	Is this a privileged user ID?
CMOD_UTK_SECL	Char	8	386	393	The security label of the user.
CMOD_UTK_EXECNODE	Char	8	395	402	The execution node of the work.
CMOD_UTK_SUSER_ID	Char	8	404	411	The submitting user ID.
CMOD_UTK_SNODE	Char	8	413	420	The submitting node.
CMOD_UTK_SGRP_ID	Char	8	422	429	The submitting group name.
CMOD_UTK_SPOE	Char	8	431	438	The port of entry.

Table 71. Format of the change file mode record extension (event code 33) (continued)

Field name	Type	Length	Position		Comments
			Start	End	
CMOD_UTK_SPCLASS	Char	8	440	447	Class of the POE. Valid values are "TERMINAL", "CONSOLE", "JESINPUT", and "APPCPORT".
CMOD_UTK_USER_ID	Char	8	449	456	User ID associated with the record.
CMOD_UTK_GRP_ID	Char	8	458	465	Group name associated with the record.
CMOD_UTK_DFT_GRP	Yes/No	4	467	470	Is a default group assigned?
CMOD_UTK_DFT_SECL	Yes/No	4	472	475	Is a default security label assigned?
CMOD_APPC_LINK	Char	16	477	492	Key to link together APPC records.
CMOD_AUDIT_CODE	Char	11	494	504	Audit function code.
CMOD_OLD_REAL_UID	Integer	10	506	515	Old real z/OS UNIX user identifier (UID).
CMOD_OLD_EFF_UID	Integer	10	517	526	Old effective z/OS UNIX user identifier (UID).
CMOD_OLD_SAVED_UID	Integer	10	528	537	Old saved z/OS UNIX user identifier (UID).
CMOD_OLD_REAL_GID	Integer	10	539	548	Old real z/OS UNIX group identifier (GID).
CMOD_OLD_EFF_GID	Integer	10	550	559	Old effective z/OS UNIX group identifier (GID).
CMOD_OLD_SAVED_GID	Integer	10	561	570	Old saved z/OS UNIX group identifier (GID).
CMOD_PATH_NAME	Char	1023	572	1594	The requested path name.
CMOD_FILE_ID	Char	32	1596	1627	File ID.
CMOD_FILE_OWN_UID	Integer	10	1629	1638	The owner z/OS UNIX user identifier (UID) associated with the file.
CMOD_FILE_OWN_GID	Integer	10	1640	1649	The owner z/OS UNIX group identifier (GID) associated with the file.
CMOD_OLD_S_ISGID	Yes/No	4	1651	1654	Was the S_ISGID bit requested on for this file?
CMOD_OLD_S_ISUID	Yes/No	4	1656	1659	Was the S_ISUID bit requested on for this file?
CMOD_OLD_S_ISVTX	Yes/No	4	1661	1664	Was the S_ISVTX bit requested on for this file?
CMOD_OLD_OWN_READ	Yes/No	4	1666	1669	Was the owner READ bit on for this file?
CMOD_OLD_OWN_WRITE	Yes/No	4	1671	1674	Was the owner WRITE bit on for this file?
CMOD_OLD_OWN_EXEC	Yes/No	4	1676	1679	Was the owner EXECUTE bit on for this file?
CMOD_OLD_GRP_READ	Yes/No	4	1681	1684	Was the group READ bit on for this file?
CMOD_OLD_GRP_WRITE	Yes/No	4	1686	1689	Was the group WRITE bit on for this file?
CMOD_OLD_GRP_EXEC	Yes/No	4	1691	1694	Was the group EXECUTE bit on for this file?
CMOD_OLD_OTH_READ	Yes/No	4	1696	1699	Was the other READ bit on for this file?
CMOD_OLD_OTH_WRITE	Yes/No	4	1701	1704	Was the other WRITE bit on for this file?
CMOD_OLD_OTH_EXEC	Yes/No	4	1706	1709	Was the other EXECUTE bit on for this file?
CMOD_NEW_S_ISGID	Yes/No	4	1711	1714	Is the S_ISGID bit requested on for this file?
CMOD_NEW_S_ISUID	Yes/No	4	1716	1719	Is the S_ISUID bit requested on for this file?
CMOD_NEW_S_ISVTX	Yes/No	4	1721	1724	Is the S_ISVTX bit requested on for this file?
CMOD_NEW_OWN_READ	Yes/No	4	1726	1729	Is the owner READ bit on for this file?
CMOD_NEW_OWN_WRITE	Yes/No	4	1731	1734	Is the owner WRITE bit on for this file?
CMOD_NEW_OWN_EXEC	Yes/No	4	1736	1739	Is the owner EXECUTE bit on for this file?
CMOD_NEW_GRP_READ	Yes/No	4	1741	1744	Is the group READ bit on for this file?
CMOD_NEW_GRP_WRITE	Yes/No	4	1746	1749	Is the group WRITE bit on for this file?
CMOD_NEW_GRP_EXEC	Yes/No	4	1751	1754	Is the group EXECUTE bit on for this file?
CMOD_NEW_OTH_READ	Yes/No	4	1756	1759	Is the other READ bit on for this file?
CMOD_NEW_OTH_WRITE	Yes/No	4	1761	1764	Is the other WRITE bit on for this file?
CMOD_NEW_OTH_EXEC	Yes/No	4	1766	1769	Is the other EXECUTE bit on for this file?
CMOD_REQ_S_ISGID	Yes/No	4	1771	1774	Was the S_ISGID bit requested on for this file?

Format of unloaded SMF type 80 data

Table 71. Format of the change file mode record extension (event code 33) (continued)

Field name	Type	Length	Position		Comments
			Start	End	
CMOD_REQ_S_ISUID	Yes/No	4	1776	1779	Was the S_ISUID bit requested on for this file?
CMOD_REQ_S_ISVTX	Yes/No	4	1781	1784	Was the S_ISVTX bit requested on for this file?
CMOD_REQ_OWN_READ	Yes/No	4	1786	1789	Was the owner READ bit requested on for this file?
CMOD_REQ_OWN_WRITE	Yes/No	4	1791	1794	Was the owner WRITE bit requested on for this file?
CMOD_REQ_OWN_EXEC	Yes/No	4	1796	1799	Was the owner EXECUTE bit requested on for this file?
CMOD_REQ_GRP_READ	Yes/No	4	1801	1804	Was the group READ bit requested on for this file?
CMOD_REQ_GRP_WRITE	Yes/No	4	1806	1809	Was the group WRITE bit requested on for this file?
CMOD_REQ_GRP_EXEC	Yes/No	4	1811	1814	Was the group EXECUTE bit requested on for this file?
CMOD_REQ_OTH_READ	Yes/No	4	1816	1819	Was the other READ bit requested on for this file?
CMOD_REQ_OTH_WRITE	Yes/No	4	1821	1824	Was the other WRITE bit requested on for this file?
CMOD_REQ_OTH_EXEC	Yes/No	4	1826	1829	Was the other EXECUTE bit requested on for this file?
CMOD_FILEPOOL	Char	8	1831	1838	SFS filepool containing the BFS file.
CMOD_FILESPACE	Char	8	1840	1847	SFS filespace containing the BFS file.
CMOD_INODE	Integer	10	1849	1858	Inode (file serial number).
CMOD_SCID	Integer	10	1860	1869	File SCID.
CMOD_DCE_LINK	Char	16	1871	1886	Link to connect DCE records that originate from a single DCE request.
CMOD_AUTH_TYPE	Char	13	1888	1900	Defines the type of request. Valid values are: "SERVER", "AUTH_CLIENT", and "UNAUTH_CLIENT".
CMOD_DFLT_PROCESS	Yes/No	4	1902	1905	Default z/OS UNIX security environment in effect.
CMOD_UTK_NETW	Char	8	1907	1914	The port of entry network name.
CMOD_X500_SUBJECT	Char	255	1916	2170	Subject's name associated with this event.
CMOD_X500_ISSUER	Char	255	2172	2426	Issuer's name associated with this event.
CMOD_SECL	Char	8	2428	2435	Security label of the resource.
CMOD_SERV_POENAME	Char	64	2437	2500	SERVAUTH resource or profile name.
CMOD_CTX_USER	Char	510	2502	3011	Authenticated user name.
CMOD_CTX_REG	Char	255	3013	3267	Authenticated user registry name.
CMOD_CTX_HOST	Char	128	3269	3396	Authenticated user host name.
CMOD_CTX_MECH	Char	16	3398	3413	Authenticated user authentication mechanism object identifier (OID).
CMOD_IDID_USER	Char	985	3415	4399	Authenticated distributed user name.
CMOD_IDID_REG	Char	1021	4401	5421	Authenticated distributed user registry name.

Table 72. Event qualifiers for change file mode records

Event qualifier	Event qualifier number	Event description
SUCCESS	00	File's mode changed.

Table 72. Event qualifiers for change file mode records (continued)

Event qualifier	Event qualifier number	Event description
NOTAUTH	01	Not authorized to change the file's mode.
INSSECL	02	Insufficient security label.

The change file ownership record extension

Table 73 describes the format of a record that is created by changing the ownership of a file.

The event qualifiers that can be associated with changing a file's ownership are shown in Table 74 on page 202.

Table 73. Format of the change file ownership record extension (event code 34)

Field name	Type	Length	Position		Comments
			Start	End	
COWN_CLASS	Char	8	282	289	Class name.
COWN_USER_NAME	Char	20	291	310	The name associated with the user ID.
COWN_UTK_ENCR	Yes/No	4	312	315	Is the UTOKEN associated with this user encrypted?
COWN_UTK_PRE19	Yes/No	4	317	320	Is this a pre-1.9 token?
COWN_UTK_VERPROF	Yes/No	4	322	325	Is the VERIFYX propagation flag set?
COWN_UTK_NJEUNUSR	Yes/No	4	327	330	Is this the NJE undefined user?
COWN_UTK_LOGUSR	Yes/No	4	332	335	Is UAUDIT specified for this user?
COWN_UTK_SPECIAL	Yes/No	4	337	340	Is this a SPECIAL user?
COWN_UTK_DEFAULT	Yes/No	4	342	345	Is this a default token?
COWN_UTK_UNKNUSR	Yes/No	4	347	350	Is this an undefined user?
COWN_UTK_ERROR	Yes/No	4	352	355	Is this user token in error?
COWN_UTK_TRUSTED	Yes/No	4	357	360	Is this user a part of the trusted computing base (TCB)?
COWN_UTK_SESSTYPE	Char	8	362	369	The session type of this session.
COWN_UTK_SURROGAT	Yes/No	4	371	374	Is this a surrogate user?
COWN_UTK_REMOTE	Yes/No	4	376	379	Is this a remote job?
COWN_UTK_PRIV	Yes/No	4	381	384	Is this a privileged user ID?
COWN_UTK_SECL	Char	8	386	393	The security label of the user.
COWN_UTK_EXECNODE	Char	8	395	402	The execution node of the work.
COWN_UTK_SUSER_ID	Char	8	404	411	The submitting user ID.
COWN_UTK_SNODE	Char	8	413	420	The submitting node.
COWN_UTK_SGRP_ID	Char	8	422	429	The submitting group name.
COWN_UTK_SPOE	Char	8	431	438	The port of entry.
COWN_UTK_SPCLASS	Char	8	440	447	Class of the POE. Valid values are "TERMINAL", "CONSOLE", "JESINPUT", and "APPCPORT".
COWN_UTK_USER_ID	Char	8	449	456	User ID associated with the record.
COWN_UTK_GRP_ID	Char	8	458	465	Group name associated with the record.
COWN_UTK_DFT_GRP	Yes/No	4	467	470	Is a default group assigned?
COWN_UTK_DFT_SECL	Yes/No	4	472	475	Is a default security label assigned?
COWN_APPC_LINK	Char	16	477	492	Key to link together APPC records.
COWN_AUDIT_CODE	Char	11	494	504	Audit function code.

Format of unloaded SMF type 80 data

Table 73. Format of the change file ownership record extension (event code 34) (continued)

Field name	Type	Length	Position		Comments
			Start	End	
COWN_OLD_REAL_UID	Integer	10	506	515	Old real z/OS UNIX user identifier (UID).
COWN_OLD_EFF_UID	Integer	10	517	526	Old effective z/OS UNIX user identifier (UID).
COWN_OLD_SAVED_UID	Integer	10	528	537	Old saved z/OS UNIX user identifier (UID).
COWN_OLD_REAL_GID	Integer	10	539	548	Old real z/OS UNIX group identifier (GID).
COWN_OLD_EFF_GID	Integer	10	550	559	Old effective z/OS UNIX group identifier (GID).
COWN_OLD_SAVED_GID	Integer	10	561	570	Old saved z/OS UNIX group identifier (GID).
COWN_PATH_NAME	Char	1023	572	1594	The requested path name.
COWN_FILE_ID	Char	32	1596	1627	File ID.
COWN_FILE_OWN_UID	Integer	10	1629	1638	The owner z/OS UNIX user identifier (UID) associated with the file.
COWN_FILE_OWN_GID	Integer	10	1640	1649	The owner z/OS UNIX group identifier (GID) associated with the file.
COWN_UID	Integer	10	1651	1660	The z/OS UNIX user identifier (UID) input parameter.
COWN_GID	Integer	10	1662	1671	The z/OS UNIX group identifier (GID) input parameter.
COWN_FILEPOOL	Char	8	1673	1680	SFS filepool containing the BFS file.
COWN_FILESPACE	Char	8	1682	1689	SFS filespace containing the BFS file.
COWN_INODE	Integer	10	1691	1700	Inode (file serial number).
COWN_SCID	Integer	10	1702	1711	File SCID.
COWN_DCE_LINK	Char	16	1713	1728	Link to connect DCE records that originate from a single DCE request.
COWN_AUTH_TYPE	Char	13	1730	1742	Defines the type of request. Valid values are: "SERVER", "AUTH_CLIENT", and "UNAUTH_CLIENT".
COWN_DFLT_PROCESS	Yes/No	4	1744	1747	Default z/OS UNIX security environment in effect.
COWN_UTK_NETW	Char	8	1749	1756	The port of entry network name.
COWN_X500_SUBJECT	Char	255	1758	2012	Subject's name associated with this event.
COWN_X500_ISSUER	Char	255	2014	2268	Issuer's name associated with this event.
COWN_SECL	Char	8	2270	2277	Security label of the resource.
COWN_SERV_POENAME	Char	64	2279	2342	SERVAUTH resource or profile name.
COWN_CTX_USER	Char	510	2344	2853	Authenticated user name.
COWN_CTX_REG	Char	255	2855	3109	Authenticated user registry name.
COWN_CTX_HOST	Char	128	3111	3238	Authenticated user host name.
COWN_CTX_MECH	Char	16	3240	3255	Authenticated user authentication mechanism object identifier (OID).
COWN_IDID_USER	Char	985	3257	4241	Authenticated distributed user name.
COWN_IDID_REG	Char	1021	4243	5263	Authenticated distributed user registry name.

Table 74. Event qualifiers for change file ownership records

Event qualifier	Event qualifier number	Event description
SUCCESS	00	File's ownership changed.
NOTAUTH	01	Not authorized to change the file's ownership.
INSSECL	02	Insufficient security label.

The clear SETID bits record extension

Table 75 describes the format of a record that is created by clearing the SETID bits of a file.

The event qualifier that can be associated with clearing a file's SETID bits is shown in Table 76 on page 205.

Table 75. Format of the clear SETID bits record extension (event code 35)

Field name	Type	Length	Position		Comments
			Start	End	
CSID_CLASS	Char	8	282	289	Class name.
CSID_USER_NAME	Char	20	291	310	The name associated with the user ID.
CSID_UTK_ENCR	Yes/No	4	312	315	Is the UTOKEN associated with this user encrypted?
CSID_UTK_PRE19	Yes/No	4	317	320	Is this a pre-1.9 token?
CSID_UTK_VERPROF	Yes/No	4	322	325	Is the VERIFYX propagation flag set?
CSID_UTK_NJEUNUSR	Yes/No	4	327	330	Is this the NJE undefined user?
CSID_UTK_LOGUSR	Yes/No	4	332	335	Is UAUDIT specified for this user?
CSID_UTK_SPECIAL	Yes/No	4	337	340	Is this a SPECIAL user?
CSID_UTK_DEFAULT	Yes/No	4	342	345	Is this a default token?
CSID_UTK_UNKNUSR	Yes/No	4	347	350	Is this an undefined user?
CSID_UTK_ERROR	Yes/No	4	352	355	Is this user token in error?
CSID_UTK_TRUSTED	Yes/No	4	357	360	Is this user a part of the trusted computing base (TCB)?
CSID_UTK_SESSTYPE	Char	8	362	369	The session type of this session.
CSID_UTK_SURROGAT	Yes/No	4	371	374	Is this a surrogate user?
CSID_UTK_REMOTE	Yes/No	4	376	379	Is this a remote job?
CSID_UTK_PRIV	Yes/No	4	381	384	Is this a privileged user ID?
CSID_UTK_SECL	Char	8	386	393	The security label of the user.
CSID_UTK_EXECNODE	Char	8	395	402	The execution node of the work.
CSID_UTK_SUSER_ID	Char	8	404	411	The submitting user ID.
CSID_UTK_SNODE	Char	8	413	420	The submitting node.
CSID_UTK_SGRP_ID	Char	8	422	429	The submitting group name.
CSID_UTK_SPOE	Char	8	431	438	The port of entry.
CSID_UTK_SPCLASS	Char	8	440	447	Class of the POE. Valid values are "TERMINAL", "CONSOLE", "JESINPUT", and "APPCPORT".
CSID_UTK_USER_ID	Char	8	449	456	User ID associated with the record.
CSID_UTK_GRP_ID	Char	8	458	465	Group name associated with the record.
CSID_UTK_DFT_GRP	Yes/No	4	467	470	Is a default group assigned?
CSID_UTK_DFT_SECL	Yes/No	4	472	475	Is a default security label assigned?
CSID_APPC_LINK	Char	16	477	492	A key to link together audit record together for a user's APPC transaction processing work.
CSID_AUDIT_CODE	Char	11	494	504	Audit function code.
CSID_OLD_REAL_UID	Integer	10	506	515	Old real z/OS UNIX user identifier (UID).
CSID_OLD_EFF_UID	Integer	10	517	526	Old effective z/OS UNIX user identifier (UID).
CSID_OLD_SAVED_UID	Integer	10	528	537	Old saved z/OS UNIX user identifier (UID).
CSID_OLD_REAL_GID	Integer	10	539	548	Old real z/OS UNIX group identifier (GID).
CSID_OLD_EFF_GID	Integer	10	550	559	Old effective z/OS UNIX group identifier (GID).
CSID_OLD_SAVED_GID	Integer	10	561	570	Old saved z/OS UNIX group identifier (GID).

Format of unloaded SMF type 80 data

Table 75. Format of the clear SETID bits record extension (event code 35) (continued)

Field name	Type	Length	Position		Comments
			Start	End	
CSID_PATH_NAME	Char	1023	572	1594	The requested path name.
CSID_FILE_ID	Char	32	1596	1627	File ID.
CSID_FILE_OWN_UID	Integer	10	1629	1638	The owner z/OS UNIX user identifier (UID) associated with the file.
CSID_FILE_OWN_GID	Integer	10	1640	1649	The owner z/OS UNIX group identifier (GID) associated with the file.
CSID_OLD_S_ISGID	Yes/No	4	1651	1654	Was the S_ISGID bit requested on for this file?
CSID_OLD_S_ISUID	Yes/No	4	1656	1659	Was the S_ISUID bit requested on for this file?
CSID_OLD_S_ISVTX	Yes/No	4	1661	1664	Was the S_ISVTX bit requested on for this file?
CSID_OLD_OWN_READ	Yes/No	4	1666	1669	Was the owner READ bit on for this file?
CSID_OLD_OWN_WRITE	Yes/No	4	1671	1674	Was the owner WRITE bit on for this file?
CSID_OLD_OWN_EXEC	Yes/No	4	1676	1679	Was the owner EXECUTE bit on for this file?
CSID_OLD_GRP_READ	Yes/No	4	1681	1684	Was the group READ bit on for this file?
CSID_OLD_GRP_WRITE	Yes/No	4	1686	1689	Was the group WRITE bit on for this file?
CSID_OLD_GRP_EXEC	Yes/No	4	1691	1694	Was the group EXECUTE bit on for this file?
CSID_OLD_OTH_READ	Yes/No	4	1696	1699	Was the other READ bit on for this file?
CSID_OLD_OTH_WRITE	Yes/No	4	1701	1704	Was the other WRITE bit on for this file?
CSID_OLD_OTH_EXEC	Yes/No	4	1706	1709	Was the other EXECUTE bit on for this file?
CSID_NEW_S_ISGID	Yes/No	4	1711	1714	Is the S_ISGID bit requested on for this file?
CSID_NEW_S_ISUID	Yes/No	4	1716	1719	Is the S_ISUID bit requested on for this file?
CSID_NEW_S_ISVTX	Yes/No	4	1721	1724	Is the S_ISVTX bit requested on for this file?
CSID_NEW_OWN_READ	Yes/No	4	1726	1729	Is the owner READ bit on for this file?
CSID_NEW_OWN_WRITE	Yes/No	4	1731	1734	Is the owner WRITE bit on for this file?
CSID_NEW_OWN_EXEC	Yes/No	4	1736	1739	Is the owner EXECUTE bit on for this file?
CSID_NEW_GRP_READ	Yes/No	4	1741	1744	Is the group READ bit on for this file?
CSID_NEW_GRP_WRITE	Yes/No	4	1746	1749	Is the group WRITE bit on for this file?
CSID_NEW_GRP_EXEC	Yes/No	4	1751	1754	Is the group EXECUTE bit on for this file?
CSID_NEW_OTH_READ	Yes/No	4	1756	1759	Is the other READ bit on for this file?
CSID_NEW_OTH_WRITE	Yes/No	4	1761	1764	Is the other WRITE bit on for this file?
CSID_NEW_OTH_EXEC	Yes/No	4	1766	1769	Is the other EXECUTE bit on for this file?
CSID_DFLT_PROCESS	Yes/No	4	1771	1774	Default z/OS UNIX security environment in effect.
CSID_UTK_NETW	Char	8	1776	1783	The port of entry network name.
CSID_X500_SUBJECT	Char	255	1785	2039	Subject's name associated with this event.
CSID_X500_ISSUER	Char	255	2041	2295	Issuer's name associated with this event.
CSID_SERV_POENAME	Char	64	2297	2360	SERVAUTH resource or profile name.
CSID_CTX_USER	Char	510	2362	2871	Authenticated user name.
CSID_CTX_REG	Char	255	2873	3127	Authenticated user registry name.
CSID_CTX_HOST	Char	128	3129	3256	Authenticated user host name.
CSID_CTX_MECH	Char	16	3258	3273	Authenticated user authentication mechanism object identifier (OID).
CSID_IDID_USER	Char	985	3275	4259	Authenticated distributed user name.
CSID_IDID_REG	Char	1021	4261	5281	Authenticated distributed user registry name.

Table 76. Event qualifiers for clear SETID records

Event qualifier	Event qualifier number	Event description
SUCCESS	00	S_ISUID, S_ISGID, and S_ISVTX changed. There are no failure cases for this event.

The EXEC SETUID/SETGID record extension

Table 77 describes the format of a record that is created by the execution of an EXEC SETUID or SETGID.

The event qualifier that can be associated with the execution of EXEC SETUID or EXEC SETGID is shown in Table 78 on page 206.

Table 77. Format of the EXEC with SETUID/SETGID record extension (event code 36)

Field name	Type	Length	Position		Comments
			Start	End	
ESID_CLASS	Char	8	282	289	Class name.
ESID_USER_NAME	Char	20	291	310	The name associated with the user ID.
ESID_UTK_ENCR	Yes/No	4	312	315	Is the UTOKEN associated with this user encrypted?
ESID_UTK_PRE19	Yes/No	4	317	320	Is this a pre-1.9 token?
ESID_UTK_VERPROF	Yes/No	4	322	325	Is the VERIFYX propagation flag set?
ESID_UTK_NJEUNUSR	Yes/No	4	327	330	Is this the NJE undefined user?
ESID_UTK_LOGUSR	Yes/No	4	332	335	Is UAUDIT specified for this user?
ESID_UTK_SPECIAL	Yes/No	4	337	340	Is this a SPECIAL user?
ESID_UTK_DEFAULT	Yes/No	4	342	345	Is this a default token?
ESID_UTK_UNKNUSR	Yes/No	4	347	350	Is this an undefined user?
ESID_UTK_ERROR	Yes/No	4	352	355	Is this user token in error?
ESID_UTK_TRUSTED	Yes/No	4	357	360	Is this user a part of the trusted computing base (TCB)?
ESID_UTK_SESTYPE	Char	8	362	369	The session type of this session.
ESID_UTK_SURROGAT	Yes/No	4	371	374	Is this a surrogate user?
ESID_UTK_REMOTE	Yes/No	4	376	379	Is this a remote job?
ESID_UTK_PRIV	Yes/No	4	381	384	Is this a privileged user ID?
ESID_UTK_SECL	Char	8	386	393	The security label of the user.
ESID_UTK_EXECNODE	Char	8	395	402	The execution node of the work.
ESID_UTK_SUSER_ID	Char	8	404	411	The submitting user ID.
ESID_UTK_SNODE	Char	8	413	420	The submitting node.
ESID_UTK_SGRP_ID	Char	8	422	429	The submitting group name.
ESID_UTK_SPOE	Char	8	431	438	The port of entry.
ESID_UTK_SPCLASS	Char	8	440	447	Class of the POE. Valid values are "TERMINAL", "CONSOLE", "JESINPUT", and "APPCPORT".
ESID_UTK_USER_ID	Char	8	449	456	User ID associated with the record.
ESID_UTK_GRP_ID	Char	8	458	465	Group name associated with the record.
ESID_UTK_DFT_GRP	Yes/No	4	467	470	Is a default group assigned?
ESID_UTK_DFT_SECL	Yes/No	4	472	475	Is a default security label assigned?
ESID_APPC_LINK	Char	16	477	492	A key to link together audit record together for a user's APPC transaction processing work.
ESID_AUDIT_CODE	Char	11	494	504	Audit function code.

Format of unloaded SMF type 80 data

Table 77. Format of the EXEC with SETUID/SETGID record extension (event code 36) (continued)

Field name	Type	Length	Position		Comments
			Start	End	
ESID_OLD_REAL_UID	Integer	10	506	515	Old real z/OS UNIX user identifier (UID).
ESID_OLD_EFF_UID	Integer	10	517	526	Old effective z/OS UNIX user identifier (UID).
ESID_OLD_SAVED_UID	Integer	10	528	537	Old saved z/OS UNIX user identifier (UID).
ESID_OLD_REAL_GID	Integer	10	539	548	Old real z/OS UNIX group identifier (GID).
ESID_OLD_EFF_GID	Integer	10	550	559	Old effective z/OS UNIX group identifier (GID).
ESID_OLD_SAVED_GID	Integer	10	561	570	Old saved z/OS UNIX group identifier (GID).
ESID_NEW_REAL_UID	Integer	10	572	581	New real z/OS UNIX user identifier (UID).
ESID_NEW_EFF_UID	Integer	10	583	592	New effective z/OS UNIX user identifier (UID).
ESID_NEW_SAVED_UID	Integer	10	594	603	New saved z/OS UNIX user identifier (UID).
ESID_NEW_REAL_GID	Integer	10	605	614	New real z/OS UNIX group identifier (GID).
ESID_NEW_EFF_GID	Integer	10	616	625	New effective z/OS UNIX group identifier (GID).
ESID_NEW_SAVED_GID	Integer	10	627	636	New saved z/OS UNIX group identifier (GID).
ESID_UID	Integer	10	638	647	The z/OS UNIX user identifier (UID) input parameter.
ESID_GID	Integer	10	649	658	The z/OS UNIX group identifier (GID) input parameter.
ESID_DFLT_PROCESS	Yes/No	4	660	663	Default z/OS UNIX security environment in effect.
ESID_UTK_NETW	Char	8	665	672	The port of entry network name.
ESID_X500_SUBJECT	Char	255	674	928	Subject's name associated with this event.
ESID_X500_ISSUER	Char	255	930	1184	Issuer's name associated with this event.
ESID_SERV_POENAME	Char	64	1186	1249	SERVAUTH resource or profile name.
ESID_CTX_USER	Char	510	1251	1760	Authenticated user name.
ESID_CTX_REG	Char	255	1762	2016	Authenticated user registry name.
ESID_CTX_HOST	Char	128	2018	2145	Authenticated user host name.
ESID_CTX_MECH	Char	16	2147	2162	Authenticated user authentication mechanism object identifier (OID).
ESID_IDID_USER	Char	985	2164	3148	Authenticated distributed user name.
ESID_IDID_REG	Char	1021	3150	4170	Authenticated distributed user registry name.

Table 78. Event qualifiers for EXEC with SETID/SETGID records

Event qualifier	Event qualifier number	Event description
SUCCESS	00	z/OS UNIX user identifier (UID) or z/OS UNIX group identifier (GID) changed. There are no failure cases for this event.

The GETPSENT record extension

Table 79 on page 207 describes the format of a record that is created by the GETPSENT service.

The event qualifiers that can be associated with the GETPSENT service are shown in Table 80 on page 208.

Table 79. Format of the GETPSENT record extension (event code 37)

Field name	Type	Length	Position		Comments
			Start	End	
GPST_CLASS	Char	8	282	289	Class name.
GPST_USER_NAME	Char	20	291	310	The name associated with the user ID.
GPST_UTK_ENCR	Yes/No	4	312	315	Is the UTOKEN associated with this user encrypted?
GPST_UTK_PRE19	Yes/No	4	317	320	Is this a pre-1.9 token?
GPST_UTK_VERPROF	Yes/No	4	322	325	Is the VERIFYX propagation flag set?
GPST_UTK_NJEUNUSR	Yes/No	4	327	330	Is this the NJE undefined user?
GPST_UTK_LOGUSR	Yes/No	4	332	335	Is UAUDIT specified for this user?
GPST_UTK_SPECIAL	Yes/No	4	337	340	Is this a SPECIAL user?
GPST_UTK_DEFAULT	Yes/No	4	342	345	Is this a default token?
GPST_UTK_UNKNUSR	Yes/No	4	347	350	Is this an undefined user?
GPST_UTK_ERROR	Yes/No	4	352	355	Is this user token in error?
GPST_UTK_TRUSTED	Yes/No	4	357	360	Is this user a part of the trusted computing base (TCB)?
GPST_UTK_SESSTYPE	Char	8	362	369	The session type of this session.
GPST_UTK_SURROGAT	Yes/No	4	371	374	Is this a surrogate user?
GPST_UTK_REMOTE	Yes/No	4	376	379	Is this a remote job?
GPST_UTK_PRIV	Yes/No	4	381	384	Is this a privileged user ID?
GPST_UTK_SECL	Char	8	386	393	The security label of the user.
GPST_UTK_EXECNODE	Char	8	395	402	The execution node of the work.
GPST_UTK_SUSER_ID	Char	8	404	411	The submitting user ID.
GPST_UTK_SNODE	Char	8	413	420	The submitting node.
GPST_UTK_SGRP_ID	Char	8	422	429	The submitting group name.
GPST_UTK_SPOE	Char	8	431	438	The port of entry.
GPST_UTK_SPCCLASS	Char	8	440	447	Class of the POE. Valid values are "TERMINAL", "CONSOLE", "JESINPUT", and "APPCPORT".
GPST_UTK_USER_ID	Char	8	449	456	User ID associated with the record.
GPST_UTK_GRP_ID	Char	8	458	465	Group name associated with the record.
GPST_UTK_DFT_GRP	Yes/No	4	467	470	Is a default group assigned?
GPST_UTK_DFT_SECL	Yes/No	4	472	475	Is a default security label assigned?
GPST_APPC_LINK	Char	16	477	492	Key to link together APPC records.
GPST_AUDIT_CODE	Char	11	494	504	Audit function code.
GPST_OLD_REAL_UID	Integer	10	506	515	Old real z/OS UNIX user identifier (UID).
GPST_OLD_EFF_UID	Integer	10	517	526	Old effective z/OS UNIX user identifier (UID).
GPST_OLD_SAVED_UID	Integer	10	528	537	Old saved z/OS UNIX user identifier (UID).
GPST_OLD_REAL_GID	Integer	10	539	548	Old real z/OS UNIX group identifier (GID).
GPST_OLD_EFF_GID	Integer	10	550	559	Old effective z/OS UNIX group identifier (GID).
GPST_OLD_SAVED_GID	Integer	10	561	570	Old saved z/OS UNIX group identifier (GID).
GPST_TGT_REAL_UID	Integer	10	572	581	Target real z/OS UNIX user identifier (UID).
GPST_TGT_EFF_UID	Integer	10	583	592	Target effective z/OS UNIX user identifier (UID).
GPST_TGT_SAV_UID	Integer	10	594	603	Target saved z/OS UNIX user identifier (UID).
GPST_TGT_PID	Integer	10	605	614	Target process ID.
GPST_DFLT_PROCESS	Yes/No	4	616	619	Default z/OS UNIX security environment in effect.

Format of unloaded SMF type 80 data

Table 79. Format of the GETPSENT record extension (event code 37) (continued)

Field name	Type	Length	Position		Comments
			Start	End	
GPST_UTK_NETW	Char	8	621	628	The port of entry network name.
GPST_X500_SUBJECT	Char	255	630	884	Subject's name associated with this event.
GPST_X500_ISSUER	Char	255	886	1140	Issuer's name associated with this event.
GPST_SERV_POENAME	Char	64	1142	1205	SERVAUTH resource or profile name.
GPST_CTX_USER	Char	510	1207	1716	Authenticated user name.
GPST_CTX_REG	Char	255	1718	1972	Authenticated user registry name.
GPST_CTX_HOST	Char	128	1974	2101	Authenticated user host name.
GPST_CTX_MECH	Char	16	2103	2118	Authenticated user authentication mechanism object identifier (OID).
GPST_IDID_USER	Char	985	2120	3104	Authenticated distributed user name.
GPST_IDID_REG	Char	1021	3106	4126	Authenticated distributed user registry name.

Table 80. Event qualifiers for GETPSENT records

Event qualifier	Event qualifier number	Event description
SUCCESS	00	GETPSENT was successful.
NOTAUTH	01	Not authorized to the specified process.

The initialize z/OS UNIX record extension

Table 81 describes the format of a record that is created when a z/OS UNIX process is initialized.

The event qualifiers that can be associated with the initiation of a z/OS UNIX process are shown in Table 82 on page 209.

Table 81. Format of the initialize z/OS UNIX process record extension (event code 38)

Field name	Type	Length	Position		Comments
			Start	End	
IOEP_CLASS	Char	8	282	289	Class name.
IOEP_USER_NAME	Char	20	291	310	The name associated with the user ID.
IOEP_UTK_ENCR	Yes/No	4	312	315	Is the UTOKEN associated with this user encrypted?
IOEP_UTK_PRE19	Yes/No	4	317	320	Is this a pre-1.9 token?
IOEP_UTK_VERPROF	Yes/No	4	322	325	Is the VERIFYX propagation flag set?
IOEP_UTK_NJEUNUSR	Yes/No	4	327	330	Is this the NJE undefined user?
IOEP_UTK_LOGUSR	Yes/No	4	332	335	Is UAUDIT specified for this user?
IOEP_UTK_SPECIAL	Yes/No	4	337	340	Is this a SPECIAL user?
IOEP_UTK_DEFAULT	Yes/No	4	342	345	Is this a default token?
IOEP_UTK_UNKNUSR	Yes/No	4	347	350	Is this an undefined user?
IOEP_UTK_ERROR	Yes/No	4	352	355	Is this user token in error?
IOEP_UTK_TRUSTED	Yes/No	4	357	360	Is this user a part of the trusted computing base (TCB)?
IOEP_UTK_SESSTYPE	Char	8	362	369	The session type of this session.
IOEP_UTK_SURROGAT	Yes/No	4	371	374	Is this a surrogate user?
IOEP_UTK_REMOTE	Yes/No	4	376	379	Is this a remote job?

Table 81. Format of the initialize z/OS UNIX process record extension (event code 38) (continued)

Field name	Type	Length	Position		Comments
			Start	End	
IOEP_UTK_PRIV	Yes/No	4	381	384	Is this a privileged user ID?
IOEP_UTK_SECL	Char	8	386	393	The security label of the user.
IOEP_UTK_EXECNODE	Char	8	395	402	The execution node of the work.
IOEP_UTK_SUSER_ID	Char	8	404	411	The submitting user ID.
IOEP_UTK_SNODE	Char	8	413	420	The submitting node.
IOEP_UTK_SGRP_ID	Char	8	422	429	The submitting group name.
IOEP_UTK_SPOE	Char	8	431	438	The port of entry.
IOEP_UTK_SPCLASS	Char	8	440	447	Class of the POE. Valid values are "TERMINAL", "CONSOLE", "JESINPUT", and "APPCPORT".
IOEP_UTK_USER_ID	Char	8	449	456	User ID associated with the record.
IOEP_UTK_GRP_ID	Char	8	458	465	Group name associated with the record.
IOEP_UTK_DFT_GRP	Yes/No	4	467	470	Is a default group assigned?
IOEP_UTK_DFT_SECL	Yes/No	4	472	475	Is a default security label assigned?
IOEP_APPC_LINK	Char	16	477	492	A key to link together audit record together for a user's APPC transaction processing work.
IOEP_AUDIT_CODE	Char	11	494	504	Audit function code.
IOEP_OLD_REAL_UID	Integer	10	506	515	Old real z/OS UNIX user identifier (UID).
IOEP_OLD_EFF_UID	Integer	10	517	526	Old effective z/OS UNIX user identifier (UID).
IOEP_OLD_SAVED_UID	Integer	10	528	537	Old saved z/OS UNIX user identifier (UID).
IOEP_OLD_REAL_GID	Integer	10	539	548	Old real z/OS UNIX group identifier (GID).
IOEP_OLD_EFF_GID	Integer	10	550	559	Old effective z/OS UNIX group identifier (GID).
IOEP_OLD_SAVED_GID	Integer	10	561	570	Old saved z/OS UNIX group identifier (GID).
IOEP_DFLT_PROCESS	Yes/No	4	572	575	Default z/OS UNIX security environment in effect.
IOEP_UTK_NETW	Char	8	577	584	The port of entry network name.
IOEP_X500_SUBJECT	Char	255	586	840	Subject's name associated with this event.
IOEP_X500_ISSUER	Char	255	842	1096	Issuer's name associated with this event.
IOEP_SERV_POENAME	Char	64	1098	1161	SERVAUTH resource or profile name.
IOEP_CTX_USER	Char	510	1163	1672	Authenticated user name.
IOEP_CTX_REG	Char	255	1674	1928	Authenticated user registry name.
IOEP_CTX_HOST	Char	128	1930	2057	Authenticated user host name.
IOEP_CTX_MECH	Char	16	2059	2074	Authenticated user authentication mechanism object identifier (OID).
IOEP_IDID_USER	Char	985	2076	3060	Authenticated distributed user name.
IOEP_IDID_REG	Char	1021	3062	4082	Authenticated distributed user registry name.

Table 82. Event qualifiers for initialize z/OS UNIX process records

Event qualifier	Event qualifier number	Event description
SUCCESS	00	Process successfully initialized.
NOTDFND	01	User not defined as a z/OS UNIX user. The OMVS segment or the user profile was missing.
NOUID	02	Incompletely defined user ID. There was no z/OS UNIX user identifier (UID) in profile.
NOGID	03	User's current group has no z/OS UNIX group identifier (GID).

The z/OS UNIX process completion record

Table 83 describes the format of a record that is created when a z/OS UNIX process completes.

The event qualifier that can be associated with the completion of a z/OS UNIX process is shown in Table 84 on page 211.

Table 83. Format of the z/OS UNIX process complete record extension (event code 39)

Field name	Type	Length	Position		Comments
			Start	End	
TOEP_CLASS	Char	8	282	289	Class name.
TOEP_USER_NAME	Char	20	291	310	The name associated with the user ID.
TOEP_UTK_ENCR	Yes/No	4	312	315	Is the UTOKEN associated with this user encrypted?
TOEP_UTK_PRE19	Yes/No	4	317	320	Is this a pre-1.9 token?
TOEP_UTK_VERPROF	Yes/No	4	322	325	Is the VERIFYX propagation flag set?
TOEP_UTK_NJEUNUSR	Yes/No	4	327	330	Is this the NJE undefined user?
TOEP_UTK_LOGUSR	Yes/No	4	332	335	Is UAUDIT specified for this user?
TOEP_UTK_SPECIAL	Yes/No	4	337	340	Is this a SPECIAL user?
TOEP_UTK_DEFAULT	Yes/No	4	342	345	Is this a default token?
TOEP_UTK_UNKNUSR	Yes/No	4	347	350	Is this an undefined user?
TOEP_UTK_ERROR	Yes/No	4	352	355	Is this user token in error?
TOEP_UTK_TRUSTED	Yes/No	4	357	360	Is this user a part of the trusted computing base (TCB)?
TOEP_UTK_SESSTYPE	Char	8	362	369	The session type of this session.
TOEP_UTK_SURROGAT	Yes/No	4	371	374	Is this a surrogate user?
TOEP_UTK_REMOTE	Yes/No	4	376	379	Is this a remote job?
TOEP_UTK_PRIV	Yes/No	4	381	384	Is this a privileged user ID?
TOEP_UTK_SECL	Char	8	386	393	The security label of the user.
TOEP_UTK_EXECNODE	Char	8	395	402	The execution node of the work.
TOEP_UTK_SUSER_ID	Char	8	404	411	The submitting user ID.
TOEP_UTK_SNODE	Char	8	413	420	The submitting node.
TOEP_UTK_SGRP_ID	Char	8	422	429	The submitting group name.
TOEP_UTK_SPOE	Char	8	431	438	The port of entry.
TOEP_UTK_SPCCLASS	Char	8	440	447	Class of the POE. Valid values are "TERMINAL", "CONSOLE", "JESINPUT", and "APPCPORT".
TOEP_UTK_USER_ID	Char	8	449	456	User ID associated with the record.
TOEP_UTK_GRP_ID	Char	8	458	465	Group name associated with the record.
TOEP_UTK_DFT_GRP	Yes/No	4	467	470	Is a default group assigned?
TOEP_UTK_DFT_SECL	Yes/No	4	472	475	Is a default security label assigned?
TOEP_APPC_LINK	Char	16	477	492	A key to link together audit record together for a user's APPC transaction processing work.
TOEP_AUDIT_CODE	Char	11	494	504	Audit function code.
TOEP_OLD_REAL_UID	Integer	10	506	515	Old real z/OS UNIX user identifier (UID).
TOEP_OLD_EFF_UID	Integer	10	517	526	Old effective z/OS UNIX user identifier (UID).
TOEP_OLD_SAVED_UID	Integer	10	528	537	Old saved z/OS UNIX user identifier (UID).
TOEP_OLD_REAL_GID	Integer	10	539	548	Old real z/OS UNIX group identifier (GID).
TOEP_OLD_EFF_GID	Integer	10	550	559	Old effective z/OS UNIX group identifier (GID).

Table 83. Format of the z/OS UNIX process complete record extension (event code 39) (continued)

Field name	Type	Length	Position		Comments
			Start	End	
TOEP_OLD_SAVED_GID	Integer	10	561	570	Old saved z/OS UNIX group identifier (GID).
TOEP_DFLT_PROCESS	Yes/No	4	572	575	Default z/OS UNIX security environment in effect.
TOEP_UTK_NETW	Char	8	577	584	The port of entry network name.
TOEP_X500_SUBJECT	Char	255	586	840	Subject's name associated with this event.
TOEP_X500_ISSUER	Char	255	842	1096	Issuer's name associated with this event.
TOEP_SERV_POENAME	Char	64	1098	1161	SERVAUTH resource or profile name.
TOEP_CTX_USER	Char	510	1163	1672	Authenticated user name.
TOEP_CTX_REG	Char	255	1674	1928	Authenticated user registry name.
TOEP_CTX_HOST	Char	128	1930	2057	Authenticated user host name.
TOEP_CTX_MECH	Char	16	2059	2074	Authenticated user authentication mechanism object identifier (OID).
TOEP_IDID_USER	Char	985	2076	3060	Authenticated distributed user name.
TOEP_IDID_REG	Char	1021	3062	4082	Authenticated distributed user registry name.

Table 84. Event qualifiers for z/OS UNIX process complete records

Event qualifier	Event qualifier number	Event description
SUCCESS	00	Process complete. There are no failure cases for this event.

The KILL record extension

Table 85 describes the format of a record that is created by the termination with extreme prejudice of a process.

The event qualifiers that can be associated with the killing of a process are shown in Table 86 on page 213.

Table 85. Format of the KILL process record extension (event code 40)

Field name	Type	Length	Position		Comments
			Start	End	
KILL_CLASS	Char	8	282	289	Class name.
KILL_USER_NAME	Char	20	291	310	The name associated with the user ID.
KILL_UTK_ENCR	Yes/No	4	312	315	Is the UTOKEN associated with this user encrypted?
KILL_UTK_PRE19	Yes/No	4	317	320	Is this a pre-1.9 token?
KILL_UTK_VERPROF	Yes/No	4	322	325	Is the VERIFYX propagation flag set?
KILL_UTK_NJEUNUSR	Yes/No	4	327	330	Is this the NJE undefined user?
KILL_UTK_LOGUSR	Yes/No	4	332	335	Is UAUDIT specified for this user?
KILL_UTK_SPECIAL	Yes/No	4	337	340	Is this a SPECIAL user?
KILL_UTK_DEFAULT	Yes/No	4	342	345	Is this a default token?
KILL_UTK_UNKNUSR	Yes/No	4	347	350	Is this an undefined user?
KILL_UTK_ERROR	Yes/No	4	352	355	Is this user token in error?
KILL_UTK_TRUSTED	Yes/No	4	357	360	Is this user a part of the trusted computing base (TCB)?
KILL_UTK_SESSTYPE	Char	8	362	369	The session type of this session.

Format of unloaded SMF type 80 data

Table 85. Format of the KILL process record extension (event code 40) (continued)

Field name	Type	Length	Position		Comments
			Start	End	
KILL_UTK_SURROGAT	Yes/No	4	371	374	Is this a surrogate user?
KILL_UTK_REMOTE	Yes/No	4	376	379	Is this a remote job?
KILL_UTK_PRIV	Yes/No	4	381	384	Is this a privileged user ID?
KILL_UTK_SECL	Char	8	386	393	The security label of the user.
KILL_UTK_EXECNODE	Char	8	395	402	The execution node of the work.
KILL_UTK_SUSER_ID	Char	8	404	411	The submitting user ID.
KILL_UTK_SNODE	Char	8	413	420	The submitting node.
KILL_UTK_SGRP_ID	Char	8	422	429	The submitting group name.
KILL_UTK_SPOE	Char	8	431	438	The port of entry.
KILL_UTK_SPCLASS	Char	8	440	447	Class of the POE. Valid values are "TERMINAL", "CONSOLE", "JESINPUT", and "APPCPORT".
KILL_UTK_USER_ID	Char	8	449	456	User ID associated with the record.
KILL_UTK_GRP_ID	Char	8	458	465	Group name associated with the record.
KILL_UTK_DFT_GRP	Yes/No	4	467	470	Is a default group assigned?
KILL_UTK_DFT_SECL	Yes/No	4	472	475	Is a default security label assigned?
KILL_APPC_LINK	Char	16	477	492	Key to link together APPC records.
KILL_AUDIT_CODE	Char	11	494	504	Audit function code.
KILL_OLD_REAL_UID	Integer	10	506	515	Old real z/OS UNIX user identifier (UID).
KILL_OLD_EFF_UID	Integer	10	517	526	Old effective z/OS UNIX user identifier (UID).
KILL_OLD_SAVED_UID	Integer	10	528	537	Old saved z/OS UNIX user identifier (UID).
KILL_OLD_REAL_GID	Integer	10	539	548	Old real z/OS UNIX group identifier (GID).
KILL_OLD_EFF_GID	Integer	10	550	559	Old effective z/OS UNIX group identifier (GID).
KILL_OLD_SAVED_GID	Integer	10	561	570	Old saved z/OS UNIX group identifier (GID).
KILL_TGT_REAL_UID	Integer	10	572	581	Target real z/OS UNIX user identifier (UID).
KILL_TGT_EFF_UID	Integer	10	583	592	Target effective z/OS UNIX user identifier (UID).
KILL_TGT_SAV_UID	Integer	10	594	603	Target saved z/OS UNIX user identifier (UID).
KILL_TGT_PID	Integer	10	605	614	Target process ID.
KILL_SIGNAL_CODE	Integer	10	616	625	Kill signal code.
KILL_DFLT_PROCESS	Yes/No	4	627	630	Default z/OS UNIX security environment in effect.
KILL_UTK_NETW	Char	8	632	639	The port of entry network name.
KILL_X500_SUBJECT	Char	255	641	895	Subject's name associated with this event.
KILL_X500_ISSUER	Char	255	897	1151	Issuer's name associated with this event.
KILL_SECL	Char	8	1153	1160	Security label of the resource.
KILL_SERV_POENAME	Char	64	1162	1225	SERVAUTH resource or profile name.
KILL_CTX_USER	Char	510	1227	1736	Authenticated user name.
KILL_CTX_REG	Char	255	1738	1992	Authenticated user registry name.
KILL_CTX_HOST	Char	128	1994	2121	Authenticated user host name.
KILL_CTX_MECH	Char	16	2123	2138	Authenticated user authentication mechanism object identifier (OID).
KILL_IDID_USER	Char	985	2140	3124	Authenticated distributed user name.
KILL_IDID_REG	Char	1021	3126	4146	Authenticated distributed user registry name.

Table 86. Event qualifiers for KILL records

Event qualifier	Event qualifier number	Event description
SUCCESS	00	Process terminated.
NOTAUTH	01	Not authorized to kill the specified process.
INSSECL	02	Insufficient security label.

The LINK record extension

Table 87 describes the format of a record that is created by a LINK operation.

The event qualifier that can be associated with a LINK event is shown in Table 88 on page 214.

Table 87. Format of the LINK record extension (event code 41)

Field name	Type	Length	Position		Comments
			Start	End	
LINK_CLASS	Char	8	282	289	Class name.
LINK_USER_NAME	Char	20	291	310	The name associated with the user ID.
LINK_UTK_ENCR	Yes/No	4	312	315	Is the UTOKEN associated with this user encrypted?
LINK_UTK_PRE19	Yes/No	4	317	320	Is this a pre-1.9 token?
LINK_UTK_VERPROF	Yes/No	4	322	325	Is the VERIFYX propagation flag set?
LINK_UTK_NJEUNUSR	Yes/No	4	327	330	Is this the NJE undefined user?
LINK_UTK_LOGUSR	Yes/No	4	332	335	Is UAUDIT specified for this user?
LINK_UTK_SPECIAL	Yes/No	4	337	340	Is this a SPECIAL user?
LINK_UTK_DEFAULT	Yes/No	4	342	345	Is this a default token?
LINK_UTK_UNKNUSR	Yes/No	4	347	350	Is this an undefined user?
LINK_UTK_ERROR	Yes/No	4	352	355	Is this user token in error?
LINK_UTK_TRUSTED	Yes/No	4	357	360	Is this user a part of the trusted computing base (TCB)?
LINK_UTK_SESTYPE	Char	8	362	369	The session type of this session.
LINK_UTK_SURROGAT	Yes/No	4	371	374	Is this a surrogate user?
LINK_UTK_REMOTE	Yes/No	4	376	379	Is this a remote job?
LINK_UTK_PRIV	Yes/No	4	381	384	Is this a privileged user ID?
LINK_UTK_SECL	Char	8	386	393	The security label of the user.
LINK_UTK_EXECNODE	Char	8	395	402	The execution node of the work.
LINK_UTK_SUSER_ID	Char	8	404	411	The submitting user ID.
LINK_UTK_SNODE	Char	8	413	420	The submitting node.
LINK_UTK_SGRP_ID	Char	8	422	429	The submitting group name.
LINK_UTK_SPOE	Char	8	431	438	The port of entry.
LINK_UTK_SPCCLASS	Char	8	440	447	Class of the POE. Valid values are "TERMINAL", "CONSOLE", "JESINPUT", and "APPCPORT".
LINK_UTK_USER_ID	Char	8	449	456	User ID associated with the record.
LINK_UTK_GRP_ID	Char	8	458	465	Group name associated with the record.
LINK_UTK_DFT_GRP	Yes/No	4	467	470	Is a default group assigned?
LINK_UTK_DFT_SECL	Yes/No	4	472	475	Is a default security label assigned?
LINK_APPC_LINK	Char	16	477	492	A key to link together audit record together for a user's APPC transaction processing work.

Format of unloaded SMF type 80 data

Table 87. Format of the LINK record extension (event code 41) (continued)

Field name	Type	Length	Position		Comments
			Start	End	
LINK_AUDIT_CODE	Char	11	494	504	Audit function code.
LINK_OLD_REAL_UID	Integer	10	506	515	Old real z/OS UNIX user identifier (UID).
LINK_OLD_EFF_UID	Integer	10	517	526	Old effective z/OS UNIX user identifier (UID).
LINK_OLD_SAVED_UID	Integer	10	528	537	Old saved z/OS UNIX user identifier (UID).
LINK_OLD_REAL_GID	Integer	10	539	548	Old real z/OS UNIX group identifier (GID).
LINK_OLD_EFF_GID	Integer	10	550	559	Old effective z/OS UNIX group identifier (GID).
LINK_OLD_SAVED_GID	Integer	10	561	570	Old saved z/OS UNIX group identifier (GID).
LINK_PATH_NAME	Char	1023	572	1594	The requested path name.
LINK_FILE_ID	Char	32	1596	1627	File ID.
LINK_FILE_OWN_UID	Integer	10	1629	1638	The owner z/OS UNIX user identifier (UID) associated with the file.
LINK_FILE_OWN_GID	Integer	10	1640	1649	The owner z/OS UNIX group identifier (GID) associated with the file.
LINK_REQUEST_PATH2	Char	1023	1651	2673	Second requested path name.
LINK_PATH_TYPE	Char	4	2675	2678	Type of the requested path name. Valid values are "OLD" and "NEW".
LINK_FILEPOOL	Char	8	2680	2687	SFS filepool containing the BFS file.
LINK_FILESPACE	Char	8	2689	2696	SFS filespace containing the BFS filespace.
LINK_INODE	Integer	10	2698	2707	Inode (file serial number).
LINK_SCID	Integer	10	2709	2718	File SCID.
LINK_DCE_LINK	Char	16	2720	2735	Link to connect DCE records that originate from a single DCE request.
LINK_AUTH_TYPE	Char	13	2737	2749	Defines the type of request. Valid values are: "SERVER", "AUTH_CLIENT", and "UNAUTH_CLIENT".
LINK_DFLT_PROCESS	Yes/No	4	2751	2754	Default z/OS UNIX security environment in effect.
LINK_UTK_NETW	Char	8	2756	2763	The port of entry network name.
LINK_X500_SUBJECT	Char	255	2765	3019	Subject's name associated with this event.
LINK_X500_ISSUER	Char	255	3021	3275	Issuer's name associated with this event.
LINK_SERV_POENAME	Char	64	3277	3340	SERVAUTH resource or profile name.
LINK_CTX_USER	Char	510	3342	3851	Authenticated user name.
LINK_CTX_REG	Char	255	3853	4107	Authenticated user registry name.
LINK_CTX_HOST	Char	128	4109	4236	Authenticated user host name.
LINK_CTX_MECH	Char	16	4238	4253	Authenticated user authentication mechanism object identifier (OID).
LINK_IDID_USER	Char	985	4255	5239	Authenticated distributed user name.
LINK_IDID_REG	Char	1021	5241	6261	Authenticated distributed user registry name.

Table 88. Event qualifiers for LINK records

Event qualifier	Event qualifier number	Event description
SUCCESS	00	New link created. There are no failure cases for this event.

The MKDIR record extension

Table 89 describes the format of a record that is created by making a directory.

The event qualifier that can be associated with making a directory is shown in Table 90 on page 217.

Table 89. Format of the MKDIR record extension (event code 42)

Field name	Type	Length	Position		Comments
			Start	End	
MDIR_CLASS	Char	8	282	289	Class name.
MDIR_USER_NAME	Char	20	291	310	The name associated with the user ID.
MDIR_UTK_ENCR	Yes/No	4	312	315	Is the UTOKEN associated with this user encrypted?
MDIR_UTK_PRE19	Yes/No	4	317	320	Is this a pre-1.9 token?
MDIR_UTK_VERPROF	Yes/No	4	322	325	Is the VERIFYX propagation flag set?
MDIR_UTK_NJEUNUSR	Yes/No	4	327	330	Is this the NJE undefined user?
MDIR_UTK_LOGUSR	Yes/No	4	332	335	Is UAUDIT specified for this user?
MDIR_UTK_SPECIAL	Yes/No	4	337	340	Is this a SPECIAL user?
MDIR_UTK_DEFAULT	Yes/No	4	342	345	Is this a default token?
MDIR_UTK_UNKNUSR	Yes/No	4	347	350	Is this an undefined user?
MDIR_UTK_ERROR	Yes/No	4	352	355	Is this user token in error?
MDIR_UTK_TRUSTED	Yes/No	4	357	360	Is this user a part of the trusted computing base (TCB)?
MDIR_UTK_SESSTYPE	Char	8	362	369	The session type of this session.
MDIR_UTK_SURROGAT	Yes/No	4	371	374	Is this a surrogate user?
MDIR_UTK_REMOTE	Yes/No	4	376	379	Is this a remote job?
MDIR_UTK_PRIV	Yes/No	4	381	384	Is this a privileged user ID?
MDIR_UTK_SECL	Char	8	386	393	The security label of the user.
MDIR_UTK_EXECNODE	Char	8	395	402	The execution node of the work.
MDIR_UTK_SUSER_ID	Char	8	404	411	The submitting user ID.
MDIR_UTK_SNODE	Char	8	413	420	The submitting node.
MDIR_UTK_SGRP_ID	Char	8	422	429	The submitting group name.
MDIR_UTK_SPOE	Char	8	431	438	The port of entry.
MDIR_UTK_SPCLASS	Char	8	440	447	Class of the POE. Valid values are "TERMINAL", "CONSOLE", "JESINPUT", and "APPCPORT".
MDIR_UTK_USER_ID	Char	8	449	456	User ID associated with the record.
MDIR_UTK_GRP_ID	Char	8	458	465	Group name associated with the record.
MDIR_UTK_DFT_GRP	Yes/No	4	467	470	Is a default group assigned?
MDIR_UTK_DFT_SECL	Yes/No	4	472	475	Is a default security label assigned?
MDIR_APPC_LINK	Char	16	477	492	A key to link together audit record together for a user's APPC transaction processing work.
MDIR_AUDIT_CODE	Char	11	494	504	Audit function code.
MDIR_OLD_REAL_UID	Integer	10	506	515	Old real z/OS UNIX user identifier (UID).
MDIR_OLD_EFF_UID	Integer	10	517	526	Old effective z/OS UNIX user identifier (UID).
MDIR_OLD_SAVED_UID	Integer	10	528	537	Old saved z/OS UNIX user identifier (UID).
MDIR_OLD_REAL_GID	Integer	10	539	548	Old real z/OS UNIX group identifier (GID).
MDIR_OLD_EFF_GID	Integer	10	550	559	Old effective z/OS UNIX group identifier (GID).
MDIR_OLD_SAVED_GID	Integer	10	561	570	Old saved z/OS UNIX group identifier (GID).
MDIR_PATH_NAME	Char	1023	572	1594	The requested path name.

Format of unloaded SMF type 80 data

Table 89. Format of the MKDIR record extension (event code 42) (continued)

Field name	Type	Length	Position		Comments
			Start	End	
MDIR_FILE_ID	Char	32	1596	1627	File ID.
MDIR_FILE_OWN_UID	Integer	10	1629	1638	The owner z/OS UNIX user identifier (UID) associated with the file.
MDIR_FILE_OWN_GID	Integer	10	1640	1649	The owner z/OS UNIX group identifier (GID) associated with the file.
MDIR_OLD_S_ISGID	Yes/No	4	1651	1654	Was the S_ISGID bit requested on for this file?
MDIR_OLD_S_ISUID	Yes/No	4	1656	1659	Was the S_ISUID bit requested on for this file?
MDIR_OLD_S_ISVTX	Yes/No	4	1661	1664	Was the S_ISVTX bit requested on for this file?
MDIR_OLD_OWN_READ	Yes/No	4	1666	1669	Was the owner READ bit on for this file?
MDIR_OLD_OWN_WRITE	Yes/No	4	1671	1674	Was the owner WRITE bit on for this file?
MDIR_OLD_OWN_EXEC	Yes/No	4	1676	1679	Was the owner EXECUTE bit on for this file?
MDIR_OLD_GRP_READ	Yes/No	4	1681	1684	Was the group READ bit on for this file?
MDIR_OLD_GRP_WRITE	Yes/No	4	1686	1689	Was the group WRITE bit on for this file?
MDIR_OLD_GRP_EXEC	Yes/No	4	1691	1694	Was the group EXECUTE bit on for this file?
MDIR_OLD_OTH_READ	Yes/No	4	1696	1699	Was the other READ bit on for this file?
MDIR_OLD_OTH_WRITE	Yes/No	4	1701	1704	Was the other WRITE bit on for this file?
MDIR_OLD_OTH_EXEC	Yes/No	4	1706	1709	Was the other EXECUTE bit on for this file?
MDIR_NEW_S_ISGID	Yes/No	4	1711	1714	Is the S_ISGID bit requested on for this file?
MDIR_NEW_S_ISUID	Yes/No	4	1716	1719	Is the S_ISUID bit requested on for this file?
MDIR_NEW_S_ISVTX	Yes/No	4	1721	1724	Is the S_ISVTX bit requested on for this file?
MDIR_NEW_OWN_READ	Yes/No	4	1726	1729	Is the owner READ bit on for this file?
MDIR_NEW_OWN_WRITE	Yes/No	4	1731	1734	Is the owner WRITE bit on for this file?
MDIR_NEW_OWN_EXEC	Yes/No	4	1736	1739	Is the owner EXECUTE bit on for this file?
MDIR_NEW_GRP_READ	Yes/No	4	1741	1744	Is the group READ bit on for this file?
MDIR_NEW_GRP_WRITE	Yes/No	4	1746	1749	Is the group WRITE bit on for this file?
MDIR_NEW_GRP_EXEC	Yes/No	4	1751	1754	Is the group EXECUTE bit on for this file?
MDIR_NEW_OTH_READ	Yes/No	4	1756	1759	Is the other READ bit on for this file?
MDIR_NEW_OTH_WRITE	Yes/No	4	1761	1764	Is the other WRITE bit on for this file?
MDIR_NEW_OTH_EXEC	Yes/No	4	1766	1769	Is the other EXECUTE bit on for this file?
MDIR_UNEW_READ	Char	8	1771	1778	What are the new user audit options for READ actions? Valid values are "NONE", "SUCCESS", "FAIL", and "ALL".
MDIR_UNEW_WRITE	Char	8	1780	1787	What are the new user audit options for WRITE actions? Valid values are "NONE", "SUCCESS", "FAIL", and "ALL".
MDIR_UNEW_EXEC	Char	8	1789	1796	What are the new user audit options for EXECUTE actions? Valid values are "NONE", "SUCCESS", "FAIL", and "ALL".
MDIR_ANEW_READ	Char	8	1798	1805	What are the new auditor audit options for READ actions? Valid values are "NONE", "SUCCESS", "FAIL", and "ALL".
MDIR_ANEW_WRITE	Char	8	1807	1814	What are the new auditor audit options for WRITE actions? Valid values are "NONE", "SUCCESS", "FAIL", and "ALL".
MDIR_ANEW_EXEC	Char	8	1816	1823	What are the new auditor audit options for EXECUTE actions? Valid values are "NONE", "SUCCESS", "FAIL", and "ALL".
MDIR_REQ_S_ISGID	Yes/No	4	1825	1828	Was the S_ISGID bit requested on for this file?

Table 89. Format of the MKDIR record extension (event code 42) (continued)

Field name	Type	Length	Position		Comments
			Start	End	
MDIR_REQ_S_ISUID	Yes/No	4	1830	1833	Was the S_ISUID bit requested on for this file?
MDIR_REQ_S_ISVTX	Yes/No	4	1835	1838	Was the S_ISVTX bit requested on for this file?
MDIR_REQ_OWN_READ	Yes/No	4	1840	1843	Was the owner READ bit requested on for this file?
MDIR_REQ_OWN_WRITE	Yes/No	4	1845	1848	Was the owner WRITE bit requested on for this file?
MDIR_REQ_OWN_EXEC	Yes/No	4	1850	1853	Was the owner EXECUTE bit requested on for this file?
MDIR_REQ_GRP_READ	Yes/No	4	1855	1858	Was the group READ bit requested on for this file?
MDIR_REQ_GRP_WRITE	Yes/No	4	1860	1863	Was the group WRITE bit requested on for this file?
MDIR_REQ_GRP_EXEC	Yes/No	4	1865	1868	Was the group EXECUTE bit requested on for this file?
MDIR_REQ_OTH_READ	Yes/No	4	1870	1873	Was the other READ bit requested on for this file?
MDIR_REQ_OTH_WRITE	Yes/No	4	1875	1878	Was the other WRITE bit requested on for this file?
MDIR_REQ_OTH_EXEC	Yes/No	4	1880	1883	Was the other EXECUTE bit requested on for this file?
MDIR_FILEPOOL	Char	8	1885	1892	SFS filepool containing the BFS file.
MDIR_FILESPACE	Char	8	1894	1901	SFS filespace containing the BFS file.
MDIR_INODE	Integer	10	1903	1912	Inode (file serial number).
MDIR_SCID	Integer	10	1914	1923	File SCID.
MDIR_DFLT_PROCESS	Yes/No	4	1925	1928	Default z/OS UNIX security environment in effect.
MDIR_UTK_NETW	Char	8	1930	1937	The port of entry network name.
MDIR_X500_SUBJECT	Char	255	1939	2193	Subject's name associated with this event.
MDIR_X500_ISSUER	Char	255	2195	2449	Issuer's name associated with this event.
MDIR_SECL	Char	8	2451	2458	Security label of the resource.
MDIR_SERV_POENAME	Char	64	2460	2523	SERVAUTH resource or profile name.
MDIR_CTX_USER	Char	510	2525	3034	Authenticated user name.
MDIR_CTX_REG	Char	255	3036	3290	Authenticated user registry name.
MDIR_CTX_HOST	Char	128	3292	3419	Authenticated user host name.
MDIR_CTX_MECH	Char	16	3421	3436	Authenticated user authentication mechanism object identifier (OID).
MDIR_IDID_USER	Char	985	3438	4422	Authenticated distributed user name.
MDIR_IDID_REG	Char	1021	4424	5444	Authenticated distributed user registry name.

Table 90. Event qualifiers for MKDIR records

Event qualifier	Event qualifier number	Event description
SUCCESS	00	Directory created. There are no failure cases for this event.

The MKNOD record extension

Table 91 on page 218 describes the format of a record that is created by making a node.

Format of unloaded SMF type 80 data

The event qualifier that can be associated with making a node is shown in Table 92 on page 220.

The event qualifier that can be associated with the mounting of a file system event is shown in Table 94 on page 222.

Table 91. Format of the MKNOD record extension (event code 43)

Field name	Type	Length	Position		Comments
			Start	End	
MNOD_CLASS	Char	8	282	289	Class name.
MNOD_USER_NAME	Char	20	291	310	The name associated with the user ID.
MNOD_UTK_ENCR	Yes/No	4	312	315	Is the UTOKEN associated with this user encrypted?
MNOD_UTK_PRE19	Yes/No	4	317	320	Is this a pre-1.9 token?
MNOD_UTK_VERPROF	Yes/No	4	322	325	Is the VERIFYX propagation flag set?
MNOD_UTK_NJEUNUSR	Yes/No	4	327	330	Is this the NJE undefined user?
MNOD_UTK_LOGUSR	Yes/No	4	332	335	Is UAUDIT specified for this user?
MNOD_UTK_SPECIAL	Yes/No	4	337	340	Is this a SPECIAL user?
MNOD_UTK_DEFAULT	Yes/No	4	342	345	Is this a default token?
MNOD_UTK_UNKNUSR	Yes/No	4	347	350	Is this an undefined user?
MNOD_UTK_ERROR	Yes/No	4	352	355	Is this user token in error?
MNOD_UTK_TRUSTED	Yes/No	4	357	360	Is this user a part of the trusted computing base (TCB)?
MNOD_UTK_SESTYPE	Char	8	362	369	The session type of this session.
MNOD_UTK_SURROGAT	Yes/No	4	371	374	Is this a surrogate user?
MNOD_UTK_REMOTE	Yes/No	4	376	379	Is this a remote job?
MNOD_UTK_PRIV	Yes/No	4	381	384	Is this a privileged user ID?
MNOD_UTK_SECL	Char	8	386	393	The security label of the user.
MNOD_UTK_EXECNODE	Char	8	395	402	The execution node of the work.
MNOD_UTK_SUSER_ID	Char	8	404	411	The submitting user ID.
MNOD_UTK_SNODE	Char	8	413	420	The submitting node.
MNOD_UTK_SGRP_ID	Char	8	422	429	The submitting group name.
MNOD_UTK_SPOE	Char	8	431	438	The port of entry.
MNOD_UTK_SPCLASS	Char	8	440	447	Class of the POE. Valid values are "TERMINAL", "CONSOLE", "JESINPUT", and "APPCPORT".
MNOD_UTK_USER_ID	Char	8	449	456	User ID associated with the record.
MNOD_UTK_GRP_ID	Char	8	458	465	Group name associated with the record.
MNOD_UTK_DFT_GRP	Yes/No	4	467	470	Is a default group assigned?
MNOD_UTK_DFT_SECL	Yes/No	4	472	475	Is a default security label assigned?
MNOD_APPC_LINK	Char	16	477	492	A key to link together audit record together for a user's APPC transaction processing work.
MNOD_AUDIT_CODE	Char	11	494	504	Audit function code.
MNOD_OLD_REAL_UID	Integer	10	506	515	Old real z/OS UNIX user identifier (UID).
MNOD_OLD_EFF_UID	Integer	10	517	526	Old effective z/OS UNIX user identifier (UID).
MNOD_OLD_SAVED_UID	Integer	10	528	537	Old saved z/OS UNIX user identifier (UID).
MNOD_OLD_REAL_GID	Integer	10	539	548	Old real z/OS UNIX group identifier (GID).
MNOD_OLD_EFF_GID	Integer	10	550	559	Old effective z/OS UNIX group identifier (GID).
MNOD_OLD_SAVED_GID	Integer	10	561	570	Old saved z/OS UNIX group identifier (GID).
MNOD_PATH_NAME	Char	1023	572	1594	The requested path name.

Table 91. Format of the MKNOD record extension (event code 43) (continued)

Field name	Type	Length	Position		Comments
			Start	End	
MNOD_FILE_ID	Char	32	1596	1627	File ID.
MNOD_FILE_OWN_UID	Integer	10	1629	1638	The owner z/OS UNIX user identifier (UID) associated with the file.
MNOD_FILE_OWN_GID	Integer	10	1640	1649	The owner z/OS UNIX group identifier (GID) associated with the file.
MNOD_OLD_S_ISGID	Yes/No	4	1651	1654	Was the S_ISGID bit requested on for this file?
MNOD_OLD_S_ISUID	Yes/No	4	1656	1659	Was the S_ISUID bit requested on for this file?
MNOD_OLD_S_ISVTX	Yes/No	4	1661	1664	Was the S_ISVTX bit requested on for this file?
MNOD_OLD_OWN_READ	Yes/No	4	1666	1669	Was the owner READ bit on for this file?
MNOD_OLD_OWN_WRITE	Yes/No	4	1671	1674	Was the owner WRITE bit on for this file?
MNOD_OLD_OWN_EXEC	Yes/No	4	1676	1679	Was the owner EXECUTE bit on for this file?
MNOD_OLD_GRP_READ	Yes/No	4	1681	1684	Was the group READ bit on for this file?
MNOD_OLD_GRP_WRITE	Yes/No	4	1686	1689	Was the group WRITE bit on for this file?
MNOD_OLD_GRP_EXEC	Yes/No	4	1691	1694	Was the group EXECUTE bit on for this file?
MNOD_OLD_OTH_READ	Yes/No	4	1696	1699	Was the other READ bit on for this file?
MNOD_OLD_OTH_WRITE	Yes/No	4	1701	1704	Was the other WRITE bit on for this file?
MNOD_OLD_OTH_EXEC	Yes/No	4	1706	1709	Was the other EXECUTE bit on for this file?
MNOD_NEW_S_ISGID	Yes/No	4	1711	1714	Is the S_ISGID bit requested on for this file?
MNOD_NEW_S_ISUID	Yes/No	4	1716	1719	Is the S_ISUID bit requested on for this file?
MNOD_NEW_S_ISVTX	Yes/No	4	1721	1724	Is the S_ISVTX bit requested on for this file?
MNOD_NEW_OWN_READ	Yes/No	4	1726	1729	Is the owner READ bit on for this file?
MNOD_NEW_OWN_WRITE	Yes/No	4	1731	1734	Is the owner WRITE bit on for this file?
MNOD_NEW_OWN_EXEC	Yes/No	4	1736	1739	Is the owner EXECUTE bit on for this file?
MNOD_NEW_GRP_READ	Yes/No	4	1741	1744	Is the group READ bit on for this file?
MNOD_NEW_GRP_WRITE	Yes/No	4	1746	1749	Is the group WRITE bit on for this file?
MNOD_NEW_GRP_EXEC	Yes/No	4	1751	1754	Is the group EXECUTE bit on for this file?
MNOD_NEW_OTH_READ	Yes/No	4	1756	1759	Is the other READ bit on for this file?
MNOD_NEW_OTH_WRITE	Yes/No	4	1761	1764	Is the other WRITE bit on for this file?
MNOD_NEW_OTH_EXEC	Yes/No	4	1766	1769	Is the other EXECUTE bit on for this file?
MNOD_UNEW_READ	Char	8	1771	1778	What are the new user audit options for READ actions? Valid values are "NONE", "SUCCESS", "FAIL", and "ALL".
MNOD_UNEW_WRITE	Char	8	1780	1787	What are the new user audit options for WRITE actions? Valid values are "NONE", "SUCCESS", "FAIL", and "ALL".
MNOD_UNEW_EXEC	Char	8	1789	1796	What are the new user audit options for EXECUTE actions? Valid values are "NONE", "SUCCESS", "FAIL", and "ALL".
MNOD_ANEW_READ	Char	8	1798	1805	What are the new auditor audit options for READ actions? Valid values are "NONE", "SUCCESS", "FAIL", and "ALL".
MNOD_ANEW_WRITE	Char	8	1807	1814	What are the new auditor audit options for WRITE actions? Valid values are "NONE", "SUCCESS", "FAIL", and "ALL".
MNOD_ANEW_EXEC	Char	8	1816	1823	What are the new auditor audit options for EXECUTE actions? Valid values are "NONE", "SUCCESS", "FAIL", and "ALL".
MNOD_REQ_S_ISGID	Yes/No	4	1825	1828	Was the S_ISGID bit requested on for this file?

Format of unloaded SMF type 80 data

Table 91. Format of the MKNOD record extension (event code 43) (continued)

Field name	Type	Length	Position		Comments
			Start	End	
MNOD_REQ_S_ISUID	Yes/No	4	1830	1833	Was the S_ISUID bit requested on for this file?
MNOD_REQ_S_ISVTX	Yes/No	4	1835	1838	Was the S_ISVTX bit requested on for this file?
MNOD_REQ_OWN_READ	Yes/No	4	1840	1843	Was the owner READ bit requested on for this file?
MNOD_REQ_OWN_WRITE	Yes/No	4	1845	1848	Was the owner WRITE bit requested on for this file?
MNOD_REQ_OWN_EXEC	Yes/No	4	1850	1853	Was the owner EXECUTE bit requested on for this file?
MNOD_REQ_GRP_READ	Yes/No	4	1855	1858	Was the group READ bit requested on for this file?
MNOD_REQ_GRP_WRITE	Yes/No	4	1860	1863	Was the group WRITE bit requested on for this file?
MNOD_REQ_GRP_EXEC	Yes/No	4	1865	1868	Was the group EXECUTE bit requested on for this file?
MNOD_REQ_OTH_READ	Yes/No	4	1870	1873	Was the other READ bit requested on for this file?
MNOD_REQ_OTH_WRITE	Yes/No	4	1875	1878	Was the other WRITE bit requested on for this file?
MNOD_REQ_OTH_EXEC	Yes/No	4	1880	1883	Was the other EXECUTE bit requested on for this file?
MNOD_FILEPOOL	Char	8	1885	1892	SFS filepool containing the BFS file.
MNOD_FILESPACE	Char	8	1894	1901	SFS filespace containing the BFS file.
MNOD_INODE	Integer	10	1903	1912	Inode (file serial number).
MNOD_SCID	Integer	10	1914	1923	File SCID.
MNOD_DFLT_PROCESS	Yes/No	4	1925	1928	Default z/OS UNIX security environment in effect.
MNOD_UTK_NETW	Char	8	1930	1937	The port of entry network name.
MNOD_X500_SUBJECT	Char	255	1939	2193	Subject's name associated with this event.
MNOD_X500_ISSUER	Char	255	2195	2449	Issuer's name associated with this event.
MNOD_SECL	Char	8	2451	2458	Security label of the resource.
MNOD_SERV_POENAME	Char	64	2460	2523	SERVAUTH resource or profile name.
MNOD_CTX_USER	Char	510	2525	3034	Authenticated user name.
MNOD_CTX_REG	Char	255	3036	3290	Authenticated user registry name.
MNOD_CTX_HOST	Char	128	3292	3419	Authenticated user host name.
MNOD_CTX_MECH	Char	16	3421	3436	Authenticated user authentication mechanism object identifier (OID).
MNOD_IDID_USER	Char	985	3438	4422	Authenticated distributed user name.
MNOD_IDID_REG	Char	1021	4424	5444	Authenticated distributed user registry name.

Table 92. Event qualifiers for MKNOD records

Event qualifier	Event qualifier number	Event description
SUCCESS	00	Node created. There are no failure cases for this event.

The mount file system record extension

Table 93 on page 221 describes the format of a record that is created by mounting a file system.

Format of unloaded SMF type 80 data

The event qualifier that can be associated with the mounting of a file system event is shown in Table 94 on page 222.

Table 93. Format of the mount file system record extension (event code 44)

Field name	Type	Length	Position		Comments
			Start	End	
MFS_CLASS	Char	8	282	289	Class name.
MFS_USER_NAME	Char	20	291	310	The name associated with the user ID.
MFS_UTK_ENCR	Yes/No	4	312	315	Is the UTOKEN associated with this user encrypted?
MFS_UTK_PRE19	Yes/No	4	317	320	Is this a pre-1.9 token?
MFS_UTK_VERPROF	Yes/No	4	322	325	Is the VERIFYX propagation flag set?
MFS_UTK_NJEUNUSR	Yes/No	4	327	330	Is this the NJE undefined user?
MFS_UTK_LOGUSR	Yes/No	4	332	335	Is UAUDIT specified for this user?
MFS_UTK_SPECIAL	Yes/No	4	337	340	Is this a SPECIAL user?
MFS_UTK_DEFAULT	Yes/No	4	342	345	Is this a default token?
MFS_UTK_UNKNUSR	Yes/No	4	347	350	Is this an undefined user?
MFS_UTK_ERROR	Yes/No	4	352	355	Is this user token in error?
MFS_UTK_TRUSTED	Yes/No	4	357	360	Is this user a part of the trusted computing base (TCB)?
MFS_UTK_SESTYPE	Char	8	362	369	The session type of this session.
MFS_UTK_SURROGAT	Yes/No	4	371	374	Is this a surrogate user?
MFS_UTK_REMOTE	Yes/No	4	376	379	Is this a remote job?
MFS_UTK_PRIV	Yes/No	4	381	384	Is this a privileged user ID?
MFS_UTK_SECL	Char	8	386	393	The security label of the user.
MFS_UTK_EXECNODE	Char	8	395	402	The execution node of the work.
MFS_UTK_SUSER_ID	Char	8	404	411	The submitting user ID.
MFS_UTK_SNODE	Char	8	413	420	The submitting node.
MFS_UTK_SGRP_ID	Char	8	422	429	The submitting group name.
MFS_UTK_SPOE	Char	8	431	438	The port of entry.
MFS_UTK_SPCLASS	Char	8	440	447	Class of the POE. Valid values are "TERMINAL", "CONSOLE", "JESINPUT", and "APPCPORT".
MFS_UTK_USER_ID	Char	8	449	456	User ID associated with the record.
MFS_UTK_GRP_ID	Char	8	458	465	Group name associated with the record.
MFS_UTK_DFT_GRP	Yes/No	4	467	470	Is a default group assigned?
MFS_UTK_DFT_SECL	Yes/No	4	472	475	Is a default security label assigned?
MFS_APPC_LINK	Char	16	477	492	A key to link together audit record together for a user's APPC transaction processing work.
MFS_AUDIT_CODE	Char	11	494	504	Audit function code.
MFS_OLD_REAL_UID	Integer	10	506	515	Old real z/OS UNIX user identifier (UID).
MFS_OLD_EFF_UID	Integer	10	517	526	Old effective z/OS UNIX user identifier (UID).
MFS_OLD_SAVED_UID	Integer	10	528	537	Old saved z/OS UNIX user identifier (UID).
MFS_OLD_REAL_GID	Integer	10	539	548	Old real z/OS UNIX group identifier (GID).
MFS_OLD_EFF_GID	Integer	10	550	559	Old effective z/OS UNIX group identifier (GID).
MFS_OLD_SAVED_GID	Integer	10	561	570	Old saved z/OS UNIX group identifier (GID).
MFS_PATH_NAME	Char	1023	572	1594	The requested path name.
MFS_FILE_ID	Char	32	1596	1627	File ID.
MFS_FILE_OWN_UID	Integer	10	1629	1638	The owner z/OS UNIX user identifier (UID) associated with the file.

Format of unloaded SMF type 80 data

Table 93. Format of the mount file system record extension (event code 44) (continued)

Field name	Type	Length	Position		Comments
			Start	End	
MFS_FILE_OWN_GID	Integer	10	1640	1649	The owner z/OS UNIX group identifier (GID) associated with the file.
MFS_HFS_DS_NAME	Char	44	1651	1694	data set name for the mounted file system.
MFS_DCE_LINK	Char	16	1696	1711	Link to connect DCE records that originate from a single DCE request.
MFS_AUTH_TYPE	Char	13	1713	1725	Defines the type of request. Valid values are: "SERVER", "AUTH_CLIENT", and "UNAUTH_CLIENT".
MFS_DFLT_PROCESS	Yes/No	4	1727	1730	Default z/OS UNIX security environment in effect.
MFS_UTK_NETW	Char	8	1732	1739	The port of entry network name.
MFS_X500_SUBJECT	Char	255	1741	1995	Subject's name associated with this event.
MFS_X500_ISSUER	Char	255	1997	2251	Issuer's name associated with this event.
MFS_SERV_POENAME	Char	64	2253	2316	SERVAUTH resource or profile name.
MFS_CTX_USER	Char	510	2318	2827	Authenticated user name.
MFS_CTX_REG	Char	255	2829	3083	Authenticated user registry name.
MFS_CTX_HOST	Char	128	3085	3212	Authenticated user host name.
MFS_CTX_MECH	Char	16	3214	3229	Authenticated user authentication mechanism object identifier (OID).
MFS_IDID_USER	Char	985	3231	4215	Authenticated distributed user name.
MFS_IDID_REG	Char	1021	4217	5237	Authenticated distributed user registry name.

Table 94. Event qualifiers for mount file system records

Event qualifier	Event qualifier number	Event description
SUCCESS	00	File system mounted. There are no failure cases for this event.

The OPENFILE record extension

Table 95 describes the format of a record that is created by opening a file.

The event qualifier that can be associated with opening a file is shown in Table 96 on page 225.

Table 95. Format of the OPENFILE record extension (event code 45)

Field name	Type	Length	Position		Comments
			Start	End	
OPEN_CLASS	Char	8	282	289	Class name.
OPEN_USER_NAME	Char	20	291	310	The name associated with the user ID.
OPEN_UTK_ENCR	Yes/No	4	312	315	Is the UTOKEN associated with this user encrypted?
OPEN_UTK_PRE19	Yes/No	4	317	320	Is this a pre-1.9 token?
OPEN_UTK_VERPROF	Yes/No	4	322	325	Is the VERIFYX propagation flag set?
OPEN_UTK_NJEUNUSR	Yes/No	4	327	330	Is this the NJE undefined user?
OPEN_UTK_LOGUSR	Yes/No	4	332	335	Is UAUDIT specified for this user?
OPEN_UTK_SPECIAL	Yes/No	4	337	340	Is this a SPECIAL user?

Table 95. Format of the OPENFILE record extension (event code 45) (continued)

Field name	Type	Length	Position		Comments
			Start	End	
OPEN_UTK_DEFAULT	Yes/No	4	342	345	Is this a default token?
OPEN_UTK_UNKNUSR	Yes/No	4	347	350	Is this an undefined user?
OPEN_UTK_ERROR	Yes/No	4	352	355	Is this user token in error?
OPEN_UTK_TRUSTED	Yes/No	4	357	360	Is this user a part of the trusted computing base (TCB)?
OPEN_UTK_SESSTYPE	Char	8	362	369	The session type of this session.
OPEN_UTK_SURROGAT	Yes/No	4	371	374	Is this a surrogate user?
OPEN_UTK_REMOTE	Yes/No	4	376	379	Is this a remote job?
OPEN_UTK_PRIV	Yes/No	4	381	384	Is this a privileged user ID?
OPEN_UTK_SECL	Char	8	386	393	The security label of the user.
OPEN_UTK_EXECNODE	Char	8	395	402	The execution node of the work.
OPEN_UTK_SUSER_ID	Char	8	404	411	The submitting user ID.
OPEN_UTK_SNODE	Char	8	413	420	The submitting node.
OPEN_UTK_SGRP_ID	Char	8	422	429	The submitting group name.
OPEN_UTK_SPOE	Char	8	431	438	The port of entry.
OPEN_UTK_SPCLASS	Char	8	440	447	Class of the POE. Valid values are "TERMINAL", "CONSOLE", "JESINPUT", and "APPCPORT".
OPEN_UTK_USER_ID	Char	8	449	456	User ID associated with the record.
OPEN_UTK_GRP_ID	Char	8	458	465	Group name associated with the record.
OPEN_UTK_DFT_GRP	Yes/No	4	467	470	Is a default group assigned?
OPEN_UTK_DFT_SECL	Yes/No	4	472	475	Is a default security label assigned?
OPEN_APPC_LINK	Char	16	477	492	A key to link together audit record together for a user's APPC transaction processing work.
OPEN_AUDIT_CODE	Char	11	494	504	Audit function code.
OPEN_OLD_REAL_UID	Integer	10	506	515	Old real z/OS UNIX user identifier (UID).
OPEN_OLD_EFF_UID	Integer	10	517	526	Old effective z/OS UNIX user identifier (UID).
OPEN_OLD_SAVED_UID	Integer	10	528	537	Old saved z/OS UNIX user identifier (UID).
OPEN_OLD_REAL_GID	Integer	10	539	548	Old real z/OS UNIX group identifier (GID).
OPEN_OLD_EFF_GID	Integer	10	550	559	Old effective z/OS UNIX group identifier (GID).
OPEN_OLD_SAVED_GID	Integer	10	561	570	Old saved z/OS UNIX group identifier (GID).
OPEN_PATH_NAME	Char	1023	572	1594	The requested path name.
OPEN_FILE_ID	Char	32	1596	1627	File ID.
OPEN_FILE_OWN_UID	Integer	10	1629	1638	The owner z/OS UNIX user identifier (UID) associated with the file.
OPEN_FILE_OWN_GID	Integer	10	1640	1649	The owner z/OS UNIX group identifier (GID) associated with the file.
OPEN_OLD_S_ISGID	Yes/No	4	1651	1654	Was the S_ISGID bit requested on for this file?
OPEN_OLD_S_ISUID	Yes/No	4	1656	1659	Was the S_ISUID bit requested on for this file?
OPEN_OLD_S_ISVTX	Yes/No	4	1661	1664	Was the S_ISVTX bit requested on for this file?
OPEN_OLD_OWN_READ	Yes/No	4	1666	1669	Was the owner READ bit on for this file?

Format of unloaded SMF type 80 data

Table 95. Format of the OPENFILE record extension (event code 45) (continued)

Field name	Type	Length	Position		Comments
			Start	End	
OPEN_OLD_OWN_WRITE	Yes/No	4	1671	1674	Was the owner WRITE bit on for this file?
OPEN_OLD_OWN_EXEC	Yes/No	4	1676	1679	Was the owner EXECUTE bit on for this file?
OPEN_OLD_GRP_READ	Yes/No	4	1681	1684	Was the group READ bit on for this file?
OPEN_OLD_GRP_WRITE	Yes/No	4	1686	1689	Was the group WRITE bit on for this file?
OPEN_OLD_GRP_EXEC	Yes/No	4	1691	1694	Was the group EXECUTE bit on for this file?
OPEN_OLD_OTH_READ	Yes/No	4	1696	1699	Was the other READ bit on for this file?
OPEN_OLD_OTH_WRITE	Yes/No	4	1701	1704	Was the other WRITE bit on for this file?
OPEN_OLD_OTH_EXEC	Yes/No	4	1706	1709	Was the other EXECUTE bit on for this file?
OPEN_NEW_S_ISGID	Yes/No	4	1711	1714	Is the S_ISGID bit requested on for this file?
OPEN_NEW_S_ISUID	Yes/No	4	1716	1719	Is the S_ISUID bit requested on for this file?
OPEN_NEW_S_ISVTX	Yes/No	4	1721	1724	Is the S_ISVTX bit requested on for this file?
OPEN_NEW_OWN_READ	Yes/No	4	1726	1729	Is the owner READ bit on for this file?
OPEN_NEW_OWN_WRITE	Yes/No	4	1731	1734	Is the owner WRITE bit on for this file?
OPEN_NEW_OWN_EXEC	Yes/No	4	1736	1739	Is the owner EXECUTE bit on for this file?
OPEN_NEW_GRP_READ	Yes/No	4	1741	1744	Is the group READ bit on for this file?
OPEN_NEW_GRP_WRITE	Yes/No	4	1746	1749	Is the group WRITE bit on for this file?
OPEN_NEW_GRP_EXEC	Yes/No	4	1751	1754	Is the group EXECUTE bit on for this file?
OPEN_NEW_OTH_READ	Yes/No	4	1756	1759	Is the other READ bit on for this file?
OPEN_NEW_OTH_WRITE	Yes/No	4	1761	1764	Is the other WRITE bit on for this file?
OPEN_NEW_OTH_EXEC	Yes/No	4	1766	1769	Is the other EXECUTE bit on for this file?
OPEN_UNEW_READ	Char	8	1771	1778	What are the new user audit options for READ actions? Valid values are "NONE", "SUCCESS", "FAIL", and "ALL".
OPEN_UNEW_WRITE	Char	8	1780	1787	What are the new user audit options for WRITE actions? Valid values are "NONE", "SUCCESS", "FAIL", and "ALL".
OPEN_UNEW_EXEC	Char	8	1789	1796	What are the new user audit options for EXECUTE actions? Valid values are "NONE", "SUCCESS", "FAIL", and "ALL".
OPEN_ANEW_READ	Char	8	1798	1805	What are the new auditor audit options for READ actions? Valid values are "NONE", "SUCCESS", "FAIL", and "ALL".
OPEN_ANEW_WRITE	Char	8	1807	1814	What are the new auditor audit options for WRITE actions? Valid values are "NONE", "SUCCESS", "FAIL", and "ALL".
OPEN_ANEW_EXEC	Char	8	1816	1823	What are the new auditor audit options for EXECUTE actions? Valid values are "NONE", "SUCCESS", "FAIL", and "ALL".
OPEN_REQ_S_ISGID	Yes/No	4	1825	1828	Was the S_ISGID bit requested on for this file?
OPEN_REQ_S_ISUID	Yes/No	4	1830	1833	Was the S_ISUID bit requested on for this file?
OPEN_REQ_S_ISVTX	Yes/No	4	1835	1838	Was the S_ISVTX bit requested on for this file?
OPEN_REQ_OWN_READ	Yes/No	4	1840	1843	Was the owner READ bit requested on for this file?
OPEN_REQ_OWN_WRITE	Yes/No	4	1845	1848	Was the owner WRITE bit requested on for this file?

Table 95. Format of the OPENFILE record extension (event code 45) (continued)

Field name	Type	Length	Position		Comments
			Start	End	
OPEN_REQ_OWN_EXEC	Yes/No	4	1850	1853	Was the owner EXECUTE bit requested on for this file?
OPEN_REQ_GRP_READ	Yes/No	4	1855	1858	Was the group READ bit requested on for this file?
OPEN_REQ_GRP_WRITE	Yes/No	4	1860	1863	Was the group WRITE bit requested on for this file?
OPEN_REQ_GRP_EXEC	Yes/No	4	1865	1868	Was the group EXECUTE bit requested on for this file?
OPEN_REQ_OTH_READ	Yes/No	4	1870	1873	Was the other READ bit requested on for this file?
OPEN_REQ_OTH_WRITE	Yes/No	4	1875	1878	Was the other WRITE bit requested on for this file?
OPEN_REQ_OTH_EXEC	Yes/No	4	1880	1883	Was the other EXECUTE bit requested on for this file?
OPEN_FILEPOOL	Char	8	1885	1892	SFS filepool containing the BFS file.
OPEN_FILESPACE	Char	8	1894	1901	SFS filespace containing the BFS file.
OPEN_INODE	Integer	10	1903	1912	Inode (file serial number).
OPEN_SCID	Integer	10	1914	1923	File SCID.
OPEN_DFLT_PROCESS	Yes/No	4	1925	1928	Default z/OS UNIX security environment in effect.
OPEN_UTK_NETW	Char	8	1930	1937	The port of entry network name.
OPEN_X500_SUBJECT	Char	255	1939	2193	Subject's name associated with this event.
OPEN_X500_ISSUER	Char	255	2195	2449	Issuer's name associated with this event.
OPEN_SECL	Char	8	2451	2458	Security label of the resource.
OPEN_SERV_POENAME	Char	64	2460	2523	SERVAUTH resource or profile name.
OPEN_CTX_USER	Char	510	2525	3034	Authenticated user name.
OPEN_CTX_REG	Char	255	3036	3290	Authenticated user registry name.
OPEN_CTX_HOST	Char	128	3292	3419	Authenticated user host name.
OPEN_CTX_MECH	Char	16	3421	3436	Authenticated user authentication mechanism object identifier (OID).
OPEN_IDID_USER	Char	985	3438	4422	Authenticated distributed user name.
OPEN_IDID_REG	Char	1021	4424	5444	Authenticated distributed user registry name.

Table 96. Event qualifiers for OPENFILE records

Event qualifier	Event qualifier number	Event description
SUCCESS	00	File created. There are no failure cases for this event.

The PTRACE record extension

Table 97 on page 226 describes the format of a record that is created by the tracing of a process.

The event qualifiers that can be associated with the tracing of a process are shown in Table 98 on page 227.

Format of unloaded SMF type 80 data

Table 97. Format of the PTRACE record extension (event code 46)

Field name	Type	Length	Position		Comments
			Start	End	
PTRC_CLASS	Char	8	282	289	Class name.
PTRC_USER_NAME	Char	20	291	310	The name associated with the user ID.
PTRC_UTK_ENCR	Yes/No	4	312	315	Is the UTOKEN associated with this user encrypted?
PTRC_UTK_PRE19	Yes/No	4	317	320	Is this a pre-1.9 token?
PTRC_UTK_VERPROF	Yes/No	4	322	325	Is the VERIFYX propagation flag set?
PTRC_UTK_NJEUNUSR	Yes/No	4	327	330	Is this the NJE undefined user?
PTRC_UTK_LOGUSR	Yes/No	4	332	335	Is UAUDIT specified for this user?
PTRC_UTK_SPECIAL	Yes/No	4	337	340	Is this a SPECIAL user?
PTRC_UTK_DEFAULT	Yes/No	4	342	345	Is this a default token?
PTRC_UTK_UNKNUSR	Yes/No	4	347	350	Is this an undefined user?
PTRC_UTK_ERROR	Yes/No	4	352	355	Is this user token in error?
PTRC_UTK_TRUSTED	Yes/No	4	357	360	Is this user a part of the trusted computing base (TCB)?
PTRC_UTK_SESSTYPE	Char	8	362	369	The session type of this session.
PTRC_UTK_SURROGAT	Yes/No	4	371	374	Is this a surrogate user?
PTRC_UTK_REMOTE	Yes/No	4	376	379	Is this a remote job?
PTRC_UTK_PRIV	Yes/No	4	381	384	Is this a privileged user ID?
PTRC_UTK_SECL	Char	8	386	393	The security label of the user.
PTRC_UTK_EXECPNODE	Char	8	395	402	The execution node of the work.
PTRC_UTK_SUSER_ID	Char	8	404	411	The submitting user ID.
PTRC_UTK_SNODE	Char	8	413	420	The submitting node.
PTRC_UTK_SGRP_ID	Char	8	422	429	The submitting group name.
PTRC_UTK_SPOE	Char	8	431	438	The port of entry.
PTRC_UTK_SPCCLASS	Char	8	440	447	Class of the POE. Valid values are "TERMINAL", "CONSOLE", "JESINPUT", and "APPCPORT".
PTRC_UTK_USER_ID	Char	8	449	456	User ID associated with the record.
PTRC_UTK_GRP_ID	Char	8	458	465	Group name associated with the record.
PTRC_UTK_DFT_GRP	Yes/No	4	467	470	Is a default group assigned?
PTRC_UTK_DFT_SECL	Yes/No	4	472	475	Is a default security label assigned?
PTRC_APPC_LINK	Char	16	477	492	Key to link together APPC records.
PTRC_AUDIT_CODE	Char	11	494	504	Audit function code.
PTRC_OLD_REAL_UID	Integer	10	506	515	Old real z/OS UNIX user identifier (UID).
PTRC_OLD_EFF_UID	Integer	10	517	526	Old effective z/OS UNIX user identifier (UID).
PTRC_OLD_SAVED_UID	Integer	10	528	537	Old saved z/OS UNIX user identifier (UID).
PTRC_OLD_REAL_GID	Integer	10	539	548	Old real z/OS UNIX group identifier (GID).
PTRC_OLD_EFF_GID	Integer	10	550	559	Old effective z/OS UNIX group identifier (GID).
PTRC_OLD_SAVED_GID	Integer	10	561	570	Old saved z/OS UNIX group identifier (GID).
PTRC_TGT_REAL_UID	Integer	10	572	581	Target real z/OS UNIX user identifier (UID).
PTRC_TGT_EFF_UID	Integer	10	583	592	Target effective z/OS UNIX user identifier (UID).
PTRC_TGT_SAVED_UID	Integer	10	594	603	Target saved z/OS UNIX user identifier (UID).
PTRC_TGT_REAL_GID	Integer	10	605	614	Target real z/OS UNIX group identifier (GID).
PTRC_TGT_EFF_GID	Integer	10	616	625	Target effective z/OS UNIX group identifier (GID).

Table 97. Format of the PTRACE record extension (event code 46) (continued)

Field name	Type	Length	Position		Comments
			Start	End	
PTRC_TGT_SAVED_GID	Integer	10	627	636	Target saved z/OS UNIX group identifier (GID).
PTRC_TGT_PID	Integer	10	638	647	Target process ID.
PTRC_DFLT_PROCESS	Yes/No	4	649	652	Default z/OS UNIX security environment in effect.
PTRC_UTK_NETW	Char	8	654	661	The port of entry network name.
PTRC_X500_SUBJECT	Char	255	663	917	Subject's name associated with this event.
PTRC_X500_ISSUER	Char	255	919	1173	Issuer's name associated with this event.
PTRC_SECL	Char	8	1175	1182	Security label of the resource.
PTRC_SERV_POENAME	Char	64	1184	1247	SERVAUTH resource or profile name.
PTRC_CTX_USER	Char	510	1249	1758	Authenticated user name.
PTRC_CTX_REG	Char	255	1760	2014	Authenticated user registry name.
PTRC_CTX_HOST	Char	128	2016	2143	Authenticated user host name.
PTRC_CTX_MECH	Char	16	2145	2160	Authenticated user authentication mechanism object identifier (OID).
PTRC_IDID_USER	Char	985	2162	3146	Authenticated distributed user name.
PTRC_IDID_REG	Char	1021	3148	4168	Authenticated distributed user registry name.

Table 98. Event qualifiers for PTRACE records

Event qualifier	Event qualifier number	Event description
SUCCESS	00	Access allowed.
NOTAUTH	01	Not authorized to trace the specified process.
INSSECL	02	Insufficient security label.

The rename file record extension

Table 87 on page 213 describes the format of a record that is created by a rename operation.

The event qualifier that can be associated with a file rename event is shown in Table 100 on page 229.

Table 99. Format of the rename file record extension (event code 47)

Field name	Type	Length	Position		Comments
			Start	End	
RENF_CLASS	Char	8	282	289	Class name.
RENF_USER_NAME	Char	20	291	310	The name associated with the user ID.
RENF_UTK_ENCR	Yes/No	4	312	315	Is the UTOKEN associated with this user encrypted?
RENF_UTK_PRE19	Yes/No	4	317	320	Is this a pre-1.9 token?
RENF_UTK_VERPROF	Yes/No	4	322	325	Is the VERIFYX propagation flag set?
RENF_UTK_NJEUNUSR	Yes/No	4	327	330	Is this the NJE undefined user?
RENF_UTK_LOGUSR	Yes/No	4	332	335	Is UAUDIT specified for this user?
RENF_UTK_SPECIAL	Yes/No	4	337	340	Is this a SPECIAL user?
RENF_UTK_DEFAULT	Yes/No	4	342	345	Is this a default token?
RENF_UTK_UNKNUSR	Yes/No	4	347	350	Is this an undefined user?

Format of unloaded SMF type 80 data

Table 99. Format of the rename file record extension (event code 47) (continued)

Field name	Type	Length	Position		Comments
			Start	End	
RENF_UTK_ERROR	Yes/No	4	352	355	Is this user token in error?
RENF_UTK_TRUSTED	Yes/No	4	357	360	Is this user a part of the trusted computing base (TCB)?
RENF_UTK_SESSTYPE	Char	8	362	369	The session type of this session.
RENF_UTK_SURROGAT	Yes/No	4	371	374	Is this a surrogate user?
RENF_UTK_REMOTE	Yes/No	4	376	379	Is this a remote job?
RENF_UTK_PRIV	Yes/No	4	381	384	Is this a privileged user ID?
RENF_UTK_SECL	Char	8	386	393	The security label of the user.
RENF_UTK_EXECNODE	Char	8	395	402	The execution node of the work.
RENF_UTK_SUSER_ID	Char	8	404	411	The submitting user ID.
RENF_UTK_SNODE	Char	8	413	420	The submitting node.
RENF_UTK_SGRP_ID	Char	8	422	429	The submitting group name.
RENF_UTK_SPOE	Char	8	431	438	The port of entry.
RENF_UTK_SPCLASS	Char	8	440	447	Class of the POE. Valid values are "TERMINAL", "CONSOLE", "JESINPUT", and "APPCPORT".
RENF_UTK_USER_ID	Char	8	449	456	User ID associated with the record.
RENF_UTK_GRP_ID	Char	8	458	465	Group name associated with the record.
RENF_UTK_DFT_GRP	Yes/No	4	467	470	Is a default group assigned?
RENF_UTK_DFT_SECL	Yes/No	4	472	475	Is a default security label assigned?
RENF_APPC_LINK	Char	16	477	492	A key to link together audit record together for a user's APPC transaction processing work.
RENF_AUDIT_CODE	Char	11	494	504	Audit function code.
RENF_OLD_REAL_UID	Integer	10	506	515	Old real z/OS UNIX user identifier (UID).
RENF_OLD_EFF_UID	Integer	10	517	526	Old effective z/OS UNIX user identifier (UID).
RENF_OLD_SAVED_UID	Integer	10	528	537	Old saved z/OS UNIX user identifier (UID).
RENF_OLD_REAL_GID	Integer	10	539	548	Old real z/OS UNIX group identifier (GID).
RENF_OLD_EFF_GID	Integer	10	550	559	Old effective z/OS UNIX group identifier (GID).
RENF_OLD_SAVED_GID	Integer	10	561	570	Old saved z/OS UNIX group identifier (GID).
RENF_PATH_NAME	Char	1023	572	1594	The requested path name.
RENF_FILE_ID	Char	32	1596	1627	File ID.
RENF_FILE_OWN_UID	Integer	10	1629	1638	The owner z/OS UNIX user identifier (UID) associated with the file.
RENF_FILE_OWN_GID	Integer	10	1640	1649	The owner z/OS UNIX group identifier (GID) associated with the file.
RENF_PATH2	Char	1023	1651	2673	Second requested path name.
RENF_FILE_ID2	Char	32	2675	2706	Second requested file ID.
RENF_OWNER_UID	Integer	10	2708	2717	z/OS UNIX user identifier (UID) of the owner of the deleted file.
RENF_OWNER_GID	Integer	10	2719	2728	z/OS UNIX group identifier (GID) of the owner of the deleted file.
RENF_PATH_TYPE	Char	4	2730	2733	Type of the requested path name. Valid values are "OLD" and "NEW".
RENF_LAST_DELETED	Yes/No	4	2735	2738	Was the last link deleted?
RENF_FILEPOOL	Char	8	2740	2747	SFS filepool containing the BFS file.
RENF_FILESPACE	Char	8	2749	2756	SFS filespace containing the BFS file.
RENF_INODE	Integer	10	2758	2767	Inode (file serial number).

Table 99. Format of the rename file record extension (event code 47) (continued)

Field name	Type	Length	Position		Comments
			Start	End	
RENF_SCID	Integer	10	2769	2778	File SCID.
RENF_FILEPOOL2	Char	8	2780	2787	SFS filepool containing the second BFS file.
RENF_FILESPACE2	Char	8	2789	2796	SFS filespace containing the second BFS file.
RENF_INODE2	Integer	10	2798	2807	Second Inode (file serial number).
RENF_SCID2	Integer	10	2809	2818	Second file SCID.
RENF_DCE_LINK	Char	16	2820	2835	Link to connect DCE records that originate from a single DCE request.
RENF_AUTH_TYPE	Char	13	2837	2849	Defines the type of request. Valid values are: "SERVER", "AUTH_CLIENT", and "UNAUTH_CLIENT".
RENF_DFLT_PROCESS	Yes/No	4	2851	2854	Default z/OS UNIX security environment in effect.
RENF_UTK_NETW	Char	8	2856	2863	The port of entry network name.
RENF_X500_SUBJECT	Char	255	2865	3119	Subject's name associated with this event.
RENF_X500_ISSUER	Char	255	3121	3375	Issuer's name associated with this event.
RENF_SERV_POENAME	Char	64	3377	3440	SERVAUTH resource or profile name.
RENF_CTX_USER	Char	510	3442	3951	Authenticated user name.
RENF_CTX_REG	Char	255	3953	4207	Authenticated user registry name.
RENF_CTX_HOST	Char	128	4209	4336	Authenticated user host name.
RENF_CTX_MECH	Char	16	4338	4353	Authenticated user authentication mechanism object identifier (OID).
RENF_IDID_USER	Char	985	4355	5339	Authenticated distributed user name.
RENF_IDID_REG	Char	1021	5341	6361	Authenticated distributed user registry name.

Table 100. Event qualifiers for rename file records

Event qualifier	Event qualifier number	Event description
SUCCESS	00	File renamed. There are no failure cases for this event.

The RMDIR record extension

Table 101 describes the format of a record that is created by removing a directory.

The event qualifier that can be associated with removing a directory is shown in Table 102 on page 231.

Table 101. Format of the RMDIR record extension (event code 48)

Field name	Type	Length	Position		Comments
			Start	End	
RDIR_CLASS	Char	8	282	289	Class name.
RDIR_USER_NAME	Char	20	291	310	The name associated with the user ID.
RDIR_UTK_ENCR	Yes/No	4	312	315	Is the UTOKEN associated with this user encrypted?
RDIR_UTK_PRE19	Yes/No	4	317	320	Is this a pre-1.9 token?
RDIR_UTK_VERPROF	Yes/No	4	322	325	Is the VERIFYX propagation flag set?
RDIR_UTK_NJEUNUSR	Yes/No	4	327	330	Is this the NJE undefined user?

Format of unloaded SMF type 80 data

Table 101. Format of the RMDIR record extension (event code 48) (continued)

Field name	Type	Length	Position		Comments
			Start	End	
RDIR_UTK_LOGUSR	Yes/No	4	332	335	Is UAUDIT specified for this user?
RDIR_UTK_SPECIAL	Yes/No	4	337	340	Is this a SPECIAL user?
RDIR_UTK_DEFAULT	Yes/No	4	342	345	Is this a default token?
RDIR_UTK_UNKNUSR	Yes/No	4	347	350	Is this an undefined user?
RDIR_UTK_ERROR	Yes/No	4	352	355	Is this user token in error?
RDIR_UTK_TRUSTED	Yes/No	4	357	360	Is this user a part of the trusted computing base (TCB)?
RDIR_UTK_SESSTYPE	Char	8	362	369	The session type of this session.
RDIR_UTK_SURROGAT	Yes/No	4	371	374	Is this a surrogate user?
RDIR_UTK_REMOTE	Yes/No	4	376	379	Is this a remote job?
RDIR_UTK_PRIV	Yes/No	4	381	384	Is this a privileged user ID?
RDIR_UTK_SECL	Char	8	386	393	The security label of the user.
RDIR_UTK_EXECNODE	Char	8	395	402	The execution node of the work.
RDIR_UTK_SUSER_ID	Char	8	404	411	The submitting user ID.
RDIR_UTK_SNODE	Char	8	413	420	The submitting node.
RDIR_UTK_SGRP_ID	Char	8	422	429	The submitting group name.
RDIR_UTK_SPOE	Char	8	431	438	The port of entry.
RDIR_UTK_SPCLASS	Char	8	440	447	Class of the POE. Valid values are "TERMINAL", "CONSOLE", "JESINPUT", and "APPCPORT".
RDIR_UTK_USER_ID	Char	8	449	456	User ID associated with the record.
RDIR_UTK_GRP_ID	Char	8	458	465	Group name associated with the record.
RDIR_UTK_DFT_GRP	Yes/No	4	467	470	Is a default group assigned?
RDIR_UTK_DFT_SECL	Yes/No	4	472	475	Is a default security label assigned?
RDIR_APPC_LINK	Char	16	477	492	A key to link together audit record together for a user's APPC transaction processing work.
RDIR_AUDIT_CODE	Char	11	494	504	Audit function code.
RDIR_OLD_REAL_UID	Integer	10	506	515	Old real z/OS UNIX user identifier (UID).
RDIR_OLD_EFF_UID	Integer	10	517	526	Old effective z/OS UNIX user identifier (UID).
RDIR_OLD_SAVED_UID	Integer	10	528	537	Old saved z/OS UNIX user identifier (UID).
RDIR_OLD_REAL_GID	Integer	10	539	548	Old real z/OS UNIX group identifier (GID).
RDIR_OLD_EFF_GID	Integer	10	550	559	Old effective z/OS UNIX group identifier (GID).
RDIR_OLD_SAVED_GID	Integer	10	561	570	Old saved z/OS UNIX group identifier (GID).
RDIR_PATH_NAME	Char	1023	572	1594	The requested path name.
RDIR_FILE_ID	Char	32	1596	1627	File ID.
RDIR_FILE_OWN_UID	Integer	10	1629	1638	The owner z/OS UNIX user identifier (UID) associated with the file.
RDIR_FILE_OWN_GID	Integer	10	1640	1649	The owner z/OS UNIX group identifier (GID) associated with the file.
RDIR_FILEPOOL	Char	8	1651	1658	SFS filepool containing the BFS file.
RDIR_FILESPACE	Char	8	1660	1667	SFS filespace containing the BFS file.
RDIR_INODE	Integer	10	1669	1678	Inode (file serial number).
RDIR_SCID	Integer	10	1680	1689	File SCID.
RDIR_DCE_LINK	Char	16	1691	1706	Link to connect DCE records that originate from a single DCE request.

Table 101. Format of the RMDIR record extension (event code 48) (continued)

Field name	Type	Length	Position		Comments
			Start	End	
RDIR_AUTH_TYPE	Char	13	1708	1720	Defines the type of request. Valid values are: "SERVER", "AUTH_CLIENT", and "UNAUTH_CLIENT".
RDIR_DFLT_PROCESS	Yes/No	4	1722	1725	Default z/OS UNIX security environment in effect.
RDIR_UTK_NETW	Char	8	1727	1734	The port of entry network name.
RDIR_X500_SUBJECT	Char	255	1736	1990	Subject's name associated with this event.
RDIR_X500_ISSUER	Char	255	1992	2246	Issuer's name associated with this event.
RDIR_SERV_POENAME	Char	64	2248	2311	SERVAUTH resource or profile name.
RDIR_CTX_USER	Char	510	2313	2822	Authenticated user name.
RDIR_CTX_REG	Char	255	2824	3078	Authenticated user registry name.
RDIR_CTX_HOST	Char	128	3080	3207	Authenticated user host name.
RDIR_CTX_MECH	Char	16	3209	3224	Authenticated user authentication mechanism object identifier (OID).
RDIR_IDID_USER	Char	985	3226	4210	Authenticated distributed user name.
RDIR_IDID_REG	Char	1021	4212	5232	Authenticated distributed user registry name.

Table 102. Event qualifiers for RMDIR records

Event qualifier	Event qualifier number	Event description
SUCCESS	00	Directory removed. There are no failure cases for this event.

The SETEGID record extension

Table 103 describes the format of a record that is created by the setting of an effective z/OS UNIX group identifier (GID).

The event qualifiers that can be associated with setting the effective z/OS UNIX group identifier (GID) are shown in Table 104 on page 233.

Table 103. Format of the SETEGID record extension (event code 49)

Field name	Type	Length	Position		Comments
			Start	End	
SEGI_CLASS	Char	8	282	289	Class name.
SEGI_USER_NAME	Char	20	291	310	The name associated with the user ID.
SEGI_UTK_ENCR	Yes/No	4	312	315	Is the UTOKEN associated with this user encrypted?
SEGI_UTK_PRE19	Yes/No	4	317	320	Is this a pre-1.9 token?
SEGI_UTK_VERPROF	Yes/No	4	322	325	Is the VERIFYX propagation flag set?
SEGI_UTK_NJEUNUSR	Yes/No	4	327	330	Is this the NJE undefined user?
SEGI_UTK_LOGUSR	Yes/No	4	332	335	Is UAUDIT specified for this user?
SEGI_UTK_SPECIAL	Yes/No	4	337	340	Is this a SPECIAL user?
SEGI_UTK_DEFAULT	Yes/No	4	342	345	Is this a default token?
SEGI_UTK_UNKNUSR	Yes/No	4	347	350	Is this an undefined user?
SEGI_UTK_ERROR	Yes/No	4	352	355	Is this user token in error?

Format of unloaded SMF type 80 data

Table 103. Format of the SETEGID record extension (event code 49) (continued)

Field name	Type	Length	Position		Comments
			Start	End	
SEGI_UTK_TRUSTED	Yes/No	4	357	360	Is this user a part of the trusted computing base (TCB)?
SEGI_UTK_SESTYPE	Char	8	362	369	The session type of this session.
SEGI_UTK_SURROGAT	Yes/No	4	371	374	Is this a surrogate user?
SEGI_UTK_REMOTE	Yes/No	4	376	379	Is this a remote job?
SEGI_UTK_PRIV	Yes/No	4	381	384	Is this a privileged user ID?
SEGI_UTK_SECL	Char	8	386	393	The security label of the user.
SEGI_UTK_EXECNODE	Char	8	395	402	The execution node of the work.
SEGI_UTK_SUSER_ID	Char	8	404	411	The submitting user ID.
SEGI_UTK_SNODE	Char	8	413	420	The submitting node.
SEGI_UTK_SGRP_ID	Char	8	422	429	The submitting group name.
SEGI_UTK_SPOE	Char	8	431	438	The port of entry.
SEGI_UTK_SPCLASS	Char	8	440	447	Class of the POE. Valid values are "TERMINAL", "CONSOLE", "JESINPUT", and "APPCPORT".
SEGI_UTK_USER_ID	Char	8	449	456	User ID associated with the record.
SEGI_UTK_GRP_ID	Char	8	458	465	Group name associated with the record.
SEGI_UTK_DFT_GRP	Yes/No	4	467	470	Is a default group assigned?
SEGI_UTK_DFT_SECL	Yes/No	4	472	475	Is a default security label assigned?
SEGI_APPC_LINK	Char	16	477	492	Key to link together APPC records.
SEGI_AUDIT_CODE	Char	11	494	504	Audit function code.
SEGI_OLD_REAL_UID	Integer	10	506	515	Old real z/OS UNIX user identifier (UID).
SEGI_OLD_EFF_UID	Integer	10	517	526	Old effective z/OS UNIX user identifier (UID).
SEGI_OLD_SAVED_UID	Integer	10	528	537	Old saved z/OS UNIX user identifier (UID).
SEGI_OLD_REAL_GID	Integer	10	539	548	Old real z/OS UNIX group identifier (GID).
SEGI_OLD_EFF_GID	Integer	10	550	559	Old effective z/OS UNIX group identifier (GID).
SEGI_OLD_SAVED_GID	Integer	10	561	570	Old saved z/OS UNIX group identifier (GID).
SEGI_NEW_REAL_GID	Integer	10	572	581	New real z/OS UNIX group identifier (GID).
SEGI_NEW_EFF_GID	Integer	10	583	592	New effective z/OS UNIX group identifier (GID).
SEGI_NEW_SAVED_GID	Integer	10	594	603	New saved z/OS UNIX group identifier (GID).
SEGI_GID	Integer	10	605	614	The z/OS UNIX group identifier (GID) input parameter.
SEGI_DFLT_PROCESS	Yes/No	4	616	619	Default z/OS UNIX security environment in effect.
SEGI_UTK_NETW	Char	8	621	628	The port of entry network name.
SEGI_X500_SUBJECT	Char	255	630	884	Subject's name associated with this event.
SEGI_X500_ISSUER	Char	255	886	1140	Issuer's name associated with this event.
SEGI_SERV_POENAME	Char	64	1142	1205	SERVAUTH resource or profile name.
SEGI_CTX_USER	Char	510	1207	1716	Authenticated user name.
SEGI_CTX_REG	Char	255	1718	1972	Authenticated user registry name.
SEGI_CTX_HOST	Char	128	1974	2101	Authenticated user host name.
SEGI_CTX_MECH	Char	16	2103	2118	Authenticated user authentication mechanism object identifier (OID).
SEGI_IDID_USER	Char	985	2120	3104	Authenticated distributed user name.
SEGI_IDID_REG	Char	1021	3106	4126	Authenticated distributed user registry name.

Table 104. Event qualifiers for SETEGID records

Event qualifier	Event qualifier number	Event description
SUCCESS	00	Successful change of effective z/OS UNIX group identifier (GID).
NOTAUTH	01	Not authorized to set the effective z/OS UNIX group identifier (GID).

The SETEUID record extension

Table 105 describes the format of a record that is created by the setting of an effective z/OS UNIX user identifier (UID).

The event qualifiers that can be associated with setting the effective z/OS UNIX user identifier (UID) are shown in Table 106 on page 234.

Table 105. Format of the SETEUID record extension (event code 50)

Field name	Type	Length	Position		Comments
			Start	End	
SEUI_CLASS	Char	8	282	289	Class name.
SEUI_USER_NAME	Char	20	291	310	The name associated with the user ID.
SEUI_UTK_ENCR	Yes/No	4	312	315	Is the UTOKEN associated with this user encrypted?
SEUI_UTK_PRE19	Yes/No	4	317	320	Is this a pre-1.9 token?
SEUI_UTK_VERPROF	Yes/No	4	322	325	Is the VERIFYX propagation flag set?
SEUI_UTK_NJEUNUSR	Yes/No	4	327	330	Is this the NJE undefined user?
SEUI_UTK_LOGUSR	Yes/No	4	332	335	Is UAUDIT specified for this user?
SEUI_UTK_SPECIAL	Yes/No	4	337	340	Is this a SPECIAL user?
SEUI_UTK_DEFAULT	Yes/No	4	342	345	Is this a default token?
SEUI_UTK_UNKNUSR	Yes/No	4	347	350	Is this an undefined user?
SEUI_UTK_ERROR	Yes/No	4	352	355	Is this user token in error?
SEUI_UTK_TRUSTED	Yes/No	4	357	360	Is this user a part of the trusted computing base (TCB)?
SEUI_UTK_SESTYPE	Char	8	362	369	The session type of this session.
SEUI_UTK_SURROGAT	Yes/No	4	371	374	Is this a surrogate user?
SEUI_UTK_REMOTE	Yes/No	4	376	379	Is this a remote job?
SEUI_UTK_PRIV	Yes/No	4	381	384	Is this a privileged user ID?
SEUI_UTK_SECL	Char	8	386	393	The security label of the user.
SEUI_UTK_EXECNODE	Char	8	395	402	The execution node of the work.
SEUI_UTK_SUSER_ID	Char	8	404	411	The submitting user ID.
SEUI_UTK_SNODE	Char	8	413	420	The submitting node.
SEUI_UTK_SGRP_ID	Char	8	422	429	The submitting group name.
SEUI_UTK_SPOE	Char	8	431	438	The port of entry.
SEUI_UTK_SPCLASS	Char	8	440	447	Class of the POE. Valid values are "TERMINAL", "CONSOLE", "JESINPUT", and "APPCPORT".
SEUI_UTK_USER_ID	Char	8	449	456	User ID associated with the record.
SEUI_UTK_GRP_ID	Char	8	458	465	Group name associated with the record.
SEUI_UTK_DFT_GRP	Yes/No	4	467	470	Is a default group assigned?
SEUI_UTK_DFT_SECL	Yes/No	4	472	475	Is a default security label assigned?
SEUI_APPC_LINK	Char	16	477	492	Key to link together APPC records.

Format of unloaded SMF type 80 data

Table 105. Format of the SETEUID record extension (event code 50) (continued)

Field name	Type	Length	Position		Comments
			Start	End	
SEUI_AUDIT_CODE	Char	11	494	504	Audit function code.
SEUI_OLD_REAL_UID	Integer	10	506	515	Old real z/OS UNIX user identifier (UID).
SEUI_OLD_EFF_UID	Integer	10	517	526	Old effective z/OS UNIX user identifier (UID).
SEUI_OLD_SAVED_UID	Integer	10	528	537	Old saved z/OS UNIX user identifier (UID).
SEUI_OLD_REAL_GID	Integer	10	539	548	Old real z/OS UNIX group identifier (GID).
SEUI_OLD_EFF_GID	Integer	10	550	559	Old effective z/OS UNIX group identifier (GID).
SEUI_OLD_SAVED_GID	Integer	10	561	570	Old saved z/OS UNIX group identifier (GID).
SEUI_NEW_REAL_UID	Integer	10	572	581	New real z/OS UNIX user identifier (UID).
SEUI_NEW_EFF_UID	Integer	10	583	592	New effective z/OS UNIX user identifier (UID).
SEUI_NEW_SAVED_UID	Integer	10	594	603	New saved z/OS UNIX user identifier (UID).
SEUI_UID	Integer	10	605	614	The z/OS UNIX user identifier (UID) input parameter.
SEUI_DFLT_PROCESS	Yes/No	4	616	619	Default z/OS UNIX security environment in effect.
SEUI_UTK_NETW	Char	8	621	628	The port of entry network name.
SEUI_X500_SUBJECT	Char	255	630	884	Subject's name associated with this event.
SEUI_X500_ISSUER	Char	255	886	1140	Issuer's name associated with this event.
SEUI_SERV_POENAME	Char	64	1142	1205	SERVAUTH resource or profile name.
SEUI_CTX_USER	Char	510	1207	1716	Authenticated user name.
SEUI_CTX_REG	Char	255	1718	1972	Authenticated user registry name.
SEUI_CTX_HOST	Char	128	1974	2101	Authenticated user host name.
SEUI_CTX_MECH	Char	16	2103	2118	Authenticated user authentication mechanism object identifier (OID).
SEUI_IDID_USER	Char	985	2120	3104	Authenticated distributed user name.
SEUI_IDID_REG	Char	1021	3106	4126	Authenticated distributed user registry name.

Table 106. Event qualifiers for SETEUID records

Event qualifier	Event qualifier number	Event description
SUCCESS	00	Successful change of z/OS UNIX user identifiers (UIDs).
NOTAUTH	01	Not authorized to set the effective z/OS UNIX user identifier (UID).

The SETGID record extension

Table 107 describes the format of a record that is created by the setting of a z/OS UNIX group identifier (GID).

The event qualifiers that can be associated with setting the z/OS UNIX group identifier (GID) are shown in Table 108 on page 236.

Table 107. Format of the SETGID record extension (event code 51)

Field name	Type	Length	Position		Comments
			Start	End	
SGI_CLASS	Char	8	282	289	Class name.
SGI_USER_NAME	Char	20	291	310	The name associated with the user ID.

Table 107. Format of the SETGID record extension (event code 51) (continued)

Field name	Type	Length	Position		Comments
			Start	End	
SGI_UTK_ENCR	Yes/No	4	312	315	Is the UTOKEN associated with this user encrypted?
SGI_UTK_PRE19	Yes/No	4	317	320	Is this a pre-1.9 token?
SGI_UTK_VERPROF	Yes/No	4	322	325	Is the VERIFYX propagation flag set?
SGI_UTK_NJEUNUSR	Yes/No	4	327	330	Is this the NJE undefined user?
SGI_UTK_LOGUSR	Yes/No	4	332	335	Is UAUDIT specified for this user?
SGI_UTK_SPECIAL	Yes/No	4	337	340	Is this a SPECIAL user?
SGI_UTK_DEFAULT	Yes/No	4	342	345	Is this a default token?
SGI_UTK_UNKNUSR	Yes/No	4	347	350	Is this an undefined user?
SGI_UTK_ERROR	Yes/No	4	352	355	Is this user token in error?
SGI_UTK_TRUSTED	Yes/No	4	357	360	Is this user a part of the trusted computing base (TCB)?
SGI_UTK_SESTYPE	Char	8	362	369	The session type of this session.
SGI_UTK_SURROGAT	Yes/No	4	371	374	Is this a surrogate user?
SGI_UTK_REMOTE	Yes/No	4	376	379	Is this a remote job?
SGI_UTK_PRIV	Yes/No	4	381	384	Is this a privileged user ID?
SGI_UTK_SECL	Char	8	386	393	The security label of the user.
SGI_UTK_EXECNODE	Char	8	395	402	The execution node of the work.
SGI_UTK_SUSER_ID	Char	8	404	411	The submitting user ID.
SGI_UTK_SNODE	Char	8	413	420	The submitting node.
SGI_UTK_SGRP_ID	Char	8	422	429	The submitting group name.
SGI_UTK_SPOE	Char	8	431	438	The port of entry.
SGI_UTK_SPCLASS	Char	8	440	447	Class of the POE. Valid values are "TERMINAL", "CONSOLE", "JESINPUT", and "APPCPORT".
SGI_UTK_USER_ID	Char	8	449	456	User ID associated with the record.
SGI_UTK_GRP_ID	Char	8	458	465	Group name associated with the record.
SGI_UTK_DFT_GRP	Yes/No	4	467	470	Is a default group assigned?
SGI_UTK_DFT_SECL	Yes/No	4	472	475	Is a default security label assigned?
SGI_APPC_LINK	Char	16	477	492	Key to link together APPC records.
SGI_AUDIT_CODE	Char	11	494	504	Audit function code.
SGI_OLD_REAL_UID	Integer	10	506	515	Old real z/OS UNIX user identifier (UID).
SGI_OLD_EFF_UID	Integer	10	517	526	Old effective z/OS UNIX user identifier (UID).
SGI_OLD_SAVED_UID	Integer	10	528	537	Old saved z/OS UNIX user identifier (UID).
SGI_OLD_REAL_GID	Integer	10	539	548	Old real z/OS UNIX group identifier (GID).
SGI_OLD_EFF_GID	Integer	10	550	559	Old effective z/OS UNIX group identifier (GID).
SGI_OLD_SAVED_GID	Integer	10	561	570	Old saved z/OS UNIX group identifier (GID).
SGI_NEW_REAL_GID	Integer	10	572	581	New real z/OS UNIX group identifier (GID).
SGI_NEW_EFF_GID	Integer	10	583	592	New effective z/OS UNIX group identifier (GID).
SGI_NEW_SAVED_GID	Integer	10	594	603	New saved z/OS UNIX group identifier (GID).
SGI_GID	Integer	10	605	614	The z/OS UNIX group identifier (GID) input parameter.
SGI_DFLT_PROCESS	Yes/No	4	616	619	Default z/OS UNIX security environment in effect.
SGI_UTK_NETW	Char	8	621	628	The port of entry network name.
SGI_X500_SUBJECT	Char	255	630	884	Subject's name associated with this event.

Format of unloaded SMF type 80 data

Table 107. Format of the SETGID record extension (event code 51) (continued)

Field name	Type	Length	Position		Comments
			Start	End	
SGI_X500_ISSUER	Char	255	886	1140	Issuer's name associated with this event.
SGI_SERV_POENAME	Char	64	1142	1205	SERVAUTH resource or profile name.
SGI_CTX_USER	Char	510	1207	1716	Authenticated user name.
SGI_CTX_REG	Char	255	1718	1972	Authenticated user registry name.
SGI_CTX_HOST	Char	128	1974	2101	Authenticated user host name.
SGI_CTX_MECH	Char	16	2103	2118	Authenticated user authentication mechanism object identifier (OID).
SGI_IDID_USER	Char	985	2120	3104	Authenticated distributed user name.
SGI_IDID_REG	Char	1021	3106	4126	Authenticated distributed user registry name.

Table 108. Event qualifiers for SETGID records

Event qualifier	Event qualifier number	Event description
SUCCESS	00	Successful change of z/OS UNIX group identifier (GID).
NOTAUTH	01	Not authorized to set the z/OS UNIX group identifier (GID).

The SETUID record extension

Table 109 describes the format of a record that is created by the setting of a z/OS UNIX user identifier (UID).

The event qualifiers that can be associated with setting the effective z/OS UNIX user identifier (UID) are shown in Table 110 on page 237.

Table 109. Format of the SETUID record extension (event code 52)

Field name	Type	Length	Position		Comments
			Start	End	
SUI_CLASS	Char	8	282	289	Class name.
SUI_USER_NAME	Char	20	291	310	The name associated with the user ID.
SUI_UTK_ENCR	Yes/No	4	312	315	Is the UTOKEN associated with this user encrypted?
SUI_UTK_PRE19	Yes/No	4	317	320	Is this a pre-1.9 token?
SUI_UTK_VERPROF	Yes/No	4	322	325	Is the VERIFYX propagation flag set?
SUI_UTK_NJEUNUSR	Yes/No	4	327	330	Is this the NJE undefined user?
SUI_UTK_LOGUSR	Yes/No	4	332	335	Is UAUDIT specified for this user?
SUI_UTK_SPECIAL	Yes/No	4	337	340	Is this a SPECIAL user?
SUI_UTK_DEFAULT	Yes/No	4	342	345	Is this a default token?
SUI_UTK_UNKNUSR	Yes/No	4	347	350	Is this an undefined user?
SUI_UTK_ERROR	Yes/No	4	352	355	Is this user token in error?
SUI_UTK_TRUSTED	Yes/No	4	357	360	Is this user a part of the trusted computing base (TCB)?
SUI_UTK_SESSTYPE	Char	8	362	369	The session type of this session.
SUI_UTK_SURROGAT	Yes/No	4	371	374	Is this a surrogate user?
SUI_UTK_REMOTE	Yes/No	4	376	379	Is this a remote job?
SUI_UTK_PRIV	Yes/No	4	381	384	Is this a privileged user ID?

Table 109. Format of the SETUID record extension (event code 52) (continued)

Field name	Type	Length	Position		Comments
			Start	End	
SUI_UTK_SECL	Char	8	386	393	The security label of the user.
SUI_UTK_EXECNODE	Char	8	395	402	The execution node of the work.
SUI_UTK_USER_ID	Char	8	404	411	The submitting user ID.
SUI_UTK_SNODE	Char	8	413	420	The submitting node.
SUI_UTK_SGRP_ID	Char	8	422	429	The submitting group name.
SUI_UTK_SPOE	Char	8	431	438	The port of entry.
SUI_UTK_SPCLASS	Char	8	440	447	Class of the POE. Valid values are "TERMINAL", "CONSOLE", "JESINPUT", and "APPCPORT".
SUI_UTK_USER_ID	Char	8	449	456	User ID associated with the record.
SUI_UTK_GRP_ID	Char	8	458	465	Group name associated with the record.
SUI_UTK_DFT_GRP	Yes/No	4	467	470	Is a default group assigned?
SUI_UTK_DFT_SECL	Yes/No	4	472	475	Is a default security label assigned?
SUI_APPC_LINK	Char	16	477	492	Key to link together APPC records.
SUI_AUDIT_CODE	Char	11	494	504	Audit function code.
SUI_OLD_REAL_UID	Integer	10	506	515	Old real z/OS UNIX user identifier (UID).
SUI_OLD_EFF_UID	Integer	10	517	526	Old effective z/OS UNIX user identifier (UID).
SUI_OLD_SAVED_UID	Integer	10	528	537	Old saved z/OS UNIX user identifier (UID).
SUI_OLD_REAL_GID	Integer	10	539	548	Old real z/OS UNIX group identifier (GID).
SUI_OLD_EFF_GID	Integer	10	550	559	Old effective z/OS UNIX group identifier (GID).
SUI_OLD_SAVED_GID	Integer	10	561	570	Old saved z/OS UNIX group identifier (GID).
SUI_NEW_REAL_UID	Integer	10	572	581	New real z/OS UNIX user identifier (UID).
SUI_NEW_EFF_UID	Integer	10	583	592	New effective z/OS UNIX user identifier (UID).
SUI_NEW_SAVED_UID	Integer	10	594	603	New saved z/OS UNIX user identifier (UID).
SUI_UID	Integer	10	605	614	The z/OS UNIX user identifier (UID) input parameter.
SUI_DFLT_PROCESS	Yes/No	4	616	619	Default z/OS UNIX security environment in effect.
SUI_UTK_NETW	Char	8	621	628	The port of entry network name.
SUI_X500_SUBJECT	Char	255	630	884	Subject's name associated with this event.
SUI_X500_ISSUER	Char	255	886	1140	Issuer's name associated with this event.
SUI_SERV_POENAME	Char	64	1142	1205	SERVAUTH resource or profile name.
SUI_CTX_USER	Char	510	1207	1716	Authenticated user name.
SUI_CTX_REG	Char	255	1718	1972	Authenticated user registry name.
SUI_CTX_HOST	Char	128	1974	2101	Authenticated user host name.
SUI_CTX_MECH	Char	16	2103	2118	Authenticated user authentication mechanism object identifier (OID).
SUI_IDID_USER	Char	985	2120	3104	Authenticated distributed user name.
SUI_IDID_REG	Char	1021	3106	4126	Authenticated distributed user registry name.

Table 110. Event qualifiers for SETUID records

Event qualifier	Event qualifier number	Event description
SUCCESS	00	Successful change of z/OS UNIX user identifier (UID).
NOTAUTH	01	Not authorized to set the z/OS UNIX user identifier (UID).

Format of unloaded SMF type 80 data

The SYMLINK record extension

Table 111 describes the format of a record that is created by a SYMLINK operation.

The event qualifier that can be associated with a SYMLINK event is shown in Table 112 on page 239.

Table 111. Format of the SYMLINK record extension (event code 53)

Field name	Type	Length	Position		Comments
			Start	End	
SYML_CLASS	Char	8	282	289	Class name.
SYML_USER_NAME	Char	20	291	310	The name associated with the user ID.
SYML_UTK_ENCR	Yes/No	4	312	315	Is the UTOKEN associated with this user encrypted?
SYML_UTK_PRE19	Yes/No	4	317	320	Is this a pre-1.9 token?
SYML_UTK_VERPROF	Yes/No	4	322	325	Is the VERIFYX propagation flag set?
SYML_UTK_NJEUNUSR	Yes/No	4	327	330	Is this the NJE undefined user?
SYML_UTK_LOGUSR	Yes/No	4	332	335	Is UAUDIT specified for this user?
SYML_UTK_SPECIAL	Yes/No	4	337	340	Is this a SPECIAL user?
SYML_UTK_DEFAULT	Yes/No	4	342	345	Is this a default token?
SYML_UTK_UNKNUSR	Yes/No	4	347	350	Is this an undefined user?
SYML_UTK_ERROR	Yes/No	4	352	355	Is this user token in error?
SYML_UTK_TRUSTED	Yes/No	4	357	360	Is this user a part of the trusted computing base (TCB)?
SYML_UTK_SESSTYPE	Char	8	362	369	The session type of this session.
SYML_UTK_SURROGAT	Yes/No	4	371	374	Is this a surrogate user?
SYML_UTK_REMOTE	Yes/No	4	376	379	Is this a remote job?
SYML_UTK_PRIV	Yes/No	4	381	384	Is this a privileged user ID?
SYML_UTK_SECL	Char	8	386	393	The security label of the user.
SYML_UTK_EXECNODE	Char	8	395	402	The execution node of the work.
SYML_UTK_SUSER_ID	Char	8	404	411	The submitting user ID.
SYML_UTK_SNODE	Char	8	413	420	The submitting node.
SYML_UTK_SGRP_ID	Char	8	422	429	The submitting group name.
SYML_UTK_SPOE	Char	8	431	438	The port of entry.
SYML_UTK_SPCLASS	Char	8	440	447	Class of the POE. Valid values are "TERMINAL", "CONSOLE", "JESINPUT", and "APPCPORT".
SYML_UTK_USER_ID	Char	8	449	456	User ID associated with the record.
SYML_UTK_GRP_ID	Char	8	458	465	Group name associated with the record.
SYML_UTK_DFT_GRP	Yes/No	4	467	470	Is a default group assigned?
SYML_UTK_DFT_SECL	Yes/No	4	472	475	Is a default security label assigned?
SYML_APPC_LINK	Char	16	477	492	A key to link together audit record together for a user's APPC transaction processing work.
SYML_AUDIT_CODE	Char	11	494	504	Audit function code.
SYML_OLD_REAL_UID	Integer	10	506	515	Old real z/OS UNIX user identifier (UID).
SYML_OLD_EFF_UID	Integer	10	517	526	Old effective z/OS UNIX user identifier (UID).
SYML_OLD_SAVED_UID	Integer	10	528	537	Old saved z/OS UNIX user identifier (UID).
SYML_OLD_REAL_GID	Integer	10	539	548	Old real z/OS UNIX group identifier (GID).
SYML_OLD_EFF_GID	Integer	10	550	559	Old effective z/OS UNIX group identifier (GID).
SYML_OLD_SAVED_GID	Integer	10	561	570	Old saved z/OS UNIX group identifier (GID).
SYML_PATH_NAME	Char	1023	572	1594	The requested path name.

Table 111. Format of the SYMLINK record extension (event code 53) (continued)

Field name	Type	Length	Position		Comments
			Start	End	
SYML_FILE_ID	Char	32	1596	1627	File ID.
SYML_FILE_OWN_UID	Integer	10	1629	1638	The owner z/OS UNIX user identifier (UID) associated with the file.
SYML_FILE_OWN_GID	Integer	10	1640	1649	The owner z/OS UNIX group identifier (GID) associated with the file.
SYML_SYMLINK_DATA	Char	1023	1651	2673	Content of SYMLINK.
SYML_FILEPOOL	Char	8	2675	2682	SFS filepool containing the BFS file.
SYML_FILESPACE	Char	8	2684	2691	SFS filespace containing the BFS file.
SYML_INODE	Integer	10	2693	2702	Inode (file serial number).
SYML_SCID	Integer	10	2704	2713	File SCID.
SYML_DFLT_PROCESS	Char	1	2715	2715	Default z/OS UNIX security environment in effect.
SYML_UTK_NETW	Char	8	2720	2727	The port of entry network name.
SYML_X500_SUBJECT	Char	255	2729	2983	Subject's name associated with this event.
SYML_X500_ISSUER	Char	255	2985	3239	Issuer's name associated with this event.
SYML_SECL	Char	8	3241	3248	Security label of the resource.
SYML_SERV_POENAME	Char	64	3250	3313	SERVAUTH resource or profile name.
SYML_CTX_USER	Char	510	3315	3824	Authenticated user name.
SYML_CTX_REG	Char	255	3826	4080	Authenticated user registry name.
SYML_CTX_HOST	Char	128	4082	4209	Authenticated user host name.
SYML_CTX_MECH	Char	16	4211	4226	Authenticated user authentication mechanism object identifier (OID).
SYML_IDID_USER	Char	985	4228	5212	Authenticated distributed user name.
SYML_IDID_REG	Char	1021	5214	6234	Authenticated distributed user registry name.

Table 112. Event qualifiers for SYMLINK records

Event qualifier	Event qualifier number	Event description
SUCCESS	00	Successful SYMLINK. There are no failure cases for this event.

The UNLINK record extension

Table 113 describes the format of a record that is created by an UNLINK operation.

The event qualifier that can be associated with an UNLINK event is shown in Table 114 on page 241.

Table 113. Format of the UNLINK record extension (event code 54)

Field name	Type	Length	Position		Comments
			Start	End	
UNL_CLASS	Char	8	282	289	Class name.
UNL_USER_NAME	Char	20	291	310	The name associated with the user ID.
UNL_UTK_ENCR	Yes/No	4	312	315	Is the UTOKEN associated with this user encrypted?
UNL_UTK_PRE19	Yes/No	4	317	320	Is this a pre-1.9 token?

Format of unloaded SMF type 80 data

Table 113. Format of the UNLINK record extension (event code 54) (continued)

Field name	Type	Length	Position		Comments
			Start	End	
UNL_UTK_VERPROF	Yes/No	4	322	325	Is the VERIFYX propagation flag set?
UNL_UTK_NJEUNUSR	Yes/No	4	327	330	Is this the NJE undefined user?
UNL_UTK_LOGUSR	Yes/No	4	332	335	Is UAUDIT specified for this user?
UNL_UTK_SPECIAL	Yes/No	4	337	340	Is this a SPECIAL user?
UNL_UTK_DEFAULT	Yes/No	4	342	345	Is this a default token?
UNL_UTK_UNKNUSR	Yes/No	4	347	350	Is this an undefined user?
UNL_UTK_ERROR	Yes/No	4	352	355	Is this user token in error?
UNL_UTK_TRUSTED	Yes/No	4	357	360	Is this user a part of the trusted computing base (TCB)?
UNL_UTK_SESTYPE	Char	8	362	369	The session type of this session.
UNL_UTK_SURROGAT	Yes/No	4	371	374	Is this a surrogate user?
UNL_UTK_REMOTE	Yes/No	4	376	379	Is this a remote job?
UNL_UTK_PRIV	Yes/No	4	381	384	Is this a privileged user ID?
UNL_UTK_SECL	Char	8	386	393	The security label of the user.
UNL_UTK_EXECNODE	Char	8	395	402	The execution node of the work.
UNL_UTK_SUSER_ID	Char	8	404	411	The submitting user ID.
UNL_UTK_SNODE	Char	8	413	420	The submitting node.
UNL_UTK_SGRP_ID	Char	8	422	429	The submitting group name.
UNL_UTK_SPOE	Char	8	431	438	The port of entry.
UNL_UTK_SPCLASS	Char	8	440	447	Class of the POE. Valid values are "TERMINAL", "CONSOLE", "JESINPUT", and "APPCPORT".
UNL_UTK_USER_ID	Char	8	449	456	User ID associated with the record.
UNL_UTK_GRP_ID	Char	8	458	465	Group name associated with the record.
UNL_UTK_DFT_GRP	Yes/No	4	467	470	Is a default group assigned?
UNL_UTK_DFT_SECL	Yes/No	4	472	475	Is a default security label assigned?
UNL_APPC_LINK	Char	16	477	492	A key to link together audit record together for a user's APPC transaction processing work.
UNL_AUDIT_CODE	Char	11	494	504	Audit function code.
UNL_OLD_REAL_UID	Integer	10	506	515	Old real z/OS UNIX user identifier (UID).
UNL_OLD_EFF_UID	Integer	10	517	526	Old effective z/OS UNIX user identifier (UID).
UNL_OLD_SAVED_UID	Integer	10	528	537	Old saved z/OS UNIX user identifier (UID).
UNL_OLD_REAL_GID	Integer	10	539	548	Old real z/OS UNIX group identifier (GID).
UNL_OLD_EFF_GID	Integer	10	550	559	Old effective z/OS UNIX group identifier (GID).
UNL_OLD_SAVED_GID	Integer	10	561	570	Old saved z/OS UNIX group identifier (GID).
UNL_PATH_NAME	Char	1023	572	1594	The requested path name.
UNL_FILE_ID	Char	32	1596	1627	File ID.
UNL_FILE_OWN_UID	Integer	10	1629	1638	The owner z/OS UNIX user identifier (UID) associated with the file.
UNL_FILE_OWN_GID	Integer	10	1640	1649	The owner z/OS UNIX group identifier (GID) associated with the file.
UNL_LAST_DELETED	Yes/No	4	1651	1654	Was the last link deleted?
UNL_FILEPOOL	Char	8	1656	1663	SFS filepool containing the BFS file.
UNL_FILESPACE	Char	8	1665	1672	SFS filespace containing the BFS file.
UNL_INODE	Integer	10	1674	1683	Inode (file serial number).
UNL_SCID	Integer	10	1685	1694	File SCID.

Table 113. Format of the UNLINK record extension (event code 54) (continued)

Field name	Type	Length	Position		Comments
			Start	End	
UNL_DCE_LINK	Char	16	1696	1711	Link to connect DCE records that originate from a single DCE request.
UNL_AUTH_TYPE	Char	13	1713	1725	Defines the type of request. Valid values are: "SERVER", "AUTH_CLIENT", and "UNAUTH_CLIENT".
UNL_DFLT_PROCESS	Yes/No	4	1727	1730	Default z/OS UNIX security environment in effect.
UNL_UTK_NETW	Char	8	1732	1739	The port of entry network name.
UNL_X500_SUBJECT	Char	255	1741	1995	Subject's name associated with this event.
UNL_X500_ISSUER	Char	255	1997	2251	Issuer's name associated with this event.
UNL_SERV_POENAME	Char	64	2253	2316	SERVAUTH resource or profile name.
UNL_CTX_USER	Char	510	2318	2827	Authenticated user name.
UNL_CTX_REG	Char	255	2829	3083	Authenticated user registry name.
UNL_CTX_HOST	Char	128	3085	3212	Authenticated user host name.
UNL_CTX_MECH	Char	16	3214	3229	Authenticated user authentication mechanism object identifier (OID).
UNL_IDID_USER	Char	985	3231	4215	Authenticated distributed user name.
UNL_IDID_REG	Char	1021	4217	5237	Authenticated distributed user registry name.

Table 114. Event qualifiers for UNLINK records

Event qualifier	Event qualifier number	Event description
SUCCESS	00	Successful UNLINK. Failures are logged as check access event types.

The unmount file system record extension

Table 115 describes the format of a record that is created unmounting a file system.

The event qualifier that can be associated with the unmounting of a file system is shown in Table 116 on page 243.

Table 115. Format of the unmount file system record extension (event code 55)

Field name	Type	Length	Position		Comments
			Start	End	
UFS_CLASS	Char	8	282	289	Class name.
UFS_USER_NAME	Char	20	291	310	The name associated with the user ID.
UFS_UTK_ENCR	Yes/No	4	312	315	Is the UTOKEN associated with this user encrypted?
UFS_UTK_PRE19	Yes/No	4	317	320	Is this a pre-1.9 token?
UFS_UTK_VERPROF	Yes/No	4	322	325	Is the VERIFYX propagation flag set?
UFS_UTK_NJEUNUSR	Yes/No	4	327	330	Is this the NJE undefined user?
UFS_UTK_LOGUSR	Yes/No	4	332	335	Is UAUDIT specified for this user?
UFS_UTK_SPECIAL	Yes/No	4	337	340	Is this a SPECIAL user?
UFS_UTK_DEFAULT	Yes/No	4	342	345	Is this a default token?
UFS_UTK_UNKNUSR	Yes/No	4	347	350	Is this an undefined user?

Format of unloaded SMF type 80 data

Table 115. Format of the unmount file system record extension (event code 55) (continued)

Field name	Type	Length	Position		Comments
			Start	End	
UFS_UTK_ERROR	Yes/No	4	352	355	Is this user token in error?
UFS_UTK_TRUSTED	Yes/No	4	357	360	Is this user a part of the trusted computing base (TCB)?
UFS_UTK_SESSTYPE	Char	8	362	369	The session type of this session.
UFS_UTK_SURROGAT	Yes/No	4	371	374	Is this a surrogate user?
UFS_UTK_REMOTE	Yes/No	4	376	379	Is this a remote job?
UFS_UTK_PRIV	Yes/No	4	381	384	Is this a privileged user ID?
UFS_UTK_SECL	Char	8	386	393	The security label of the user.
UFS_UTK_EXECNODE	Char	8	395	402	The execution node of the work.
UFS_UTK_SUSER_ID	Char	8	404	411	The submitting user ID.
UFS_UTK_SNODE	Char	8	413	420	The submitting node.
UFS_UTK_SGRP_ID	Char	8	422	429	The submitting group name.
UFS_UTK_SPOE	Char	8	431	438	The port of entry.
UFS_UTK_SPCLASS	Char	8	440	447	Class of the POE. Valid values are "TERMINAL", "CONSOLE", "JESINPUT", and "APPCPORT".
UFS_UTK_USER_ID	Char	8	449	456	User ID associated with the record.
UFS_UTK_GRP_ID	Char	8	458	465	Group name associated with the record.
UFS_UTK_DFT_GRP	Yes/No	4	467	470	Is a default group assigned?
UFS_UTK_DFT_SECL	Yes/No	4	472	475	Is a default security label assigned?
UFS_APPC_LINK	Char	16	477	492	A key to link together audit record together for a user's APPC transaction processing work.
UFS_AUDIT_CODE	Char	11	494	504	Audit function code.
UFS_OLD_REAL_UID	Integer	10	506	515	Old real z/OS UNIX user identifier (UID).
UFS_OLD_EFF_UID	Integer	10	517	526	Old effective z/OS UNIX user identifier (UID).
UFS_OLD_SAVED_UID	Integer	10	528	537	Old saved z/OS UNIX user identifier (UID).
UFS_OLD_REAL_GID	Integer	10	539	548	Old real z/OS UNIX group identifier (GID).
UFS_OLD_EFF_GID	Integer	10	550	559	Old effective z/OS UNIX group identifier (GID).
UFS_OLD_SAVED_GID	Integer	10	561	570	Old saved z/OS UNIX group identifier (GID).
UFS_PATH_NAME	Char	1023	572	1594	The requested path name.
UFS_FILE_ID	Char	32	1596	1627	File ID.
UFS_FILE_OWN_UID	Integer	10	1629	1638	The owner z/OS UNIX user identifier (UID) associated with the file.
UFS_FILE_OWN_GID	Integer	10	1640	1649	The owner z/OS UNIX group identifier (GID) associated with the file.
UFS_HFS_DS_NAME	Char	44	1651	1694	Data set name for the mounted file system.
UFS_DCE_LINK	Char	16	1696	1711	Link to connect DCE records that originate from a single DCE request.
UFS_AUTH_TYPE	Char	13	1713	1725	Defines the type of request. Valid values are: "SERVER", "AUTH_CLIENT", and "UNAUTH_CLIENT".
UFS_DFLT_PROCESS	Yes/No	4	1727	1730	Default z/OS UNIX security environment in effect.
UFS_UTK_NETW	Char	8	1732	1739	The port of entry network name.
UFS_X500_SUBJECT	Char	255	1741	1995	Subject's name associated with this event.
UFS_X500_ISSUER	Char	255	1997	2251	Issuer's name associated with this event.
UFS_SERV_POENAME	Char	64	2253	2316	SERVAUTH resource or profile name.
UFS_CTX_USER	Char	510	2318	2827	Authenticated user name.

Table 115. Format of the unmount file system record extension (event code 55) (continued)

Field name	Type	Length	Position		Comments
			Start	End	
UFS_CTX_REG	Char	255	2829	3083	Authenticated user registry name.
UFS_CTX_HOST	Char	128	3085	3212	Authenticated user host name.
UFS_CTX_MECH	Char	16	3214	3229	Authenticated user authentication mechanism object identifier (OID).
UFS_IDID_USER	Char	985	3231	4215	Authenticated distributed user name.
UFS_IDID_REG	Char	1021	4217	5237	Authenticated distributed user registry name.

Table 116. Event qualifiers for unmount file system records

Event qualifier	Event qualifier number	Event description
SUCCESS	00	Unmount successful. Failures are logged as CKPRIV events.

The check file owner record extension

Table 117 describes the format of a record that is created by checking the owner of a file.

The event qualifiers that can be associated with checking a file's owner are shown in Table 118 on page 245.

Table 117. Format of the check file owner record extension (event code 56)

Field name	Type	Length	Position		Comments
			Start	End	
CFOW_CLASS	Char	8	282	289	Class name.
CFOW_USER_NAME	Char	20	291	310	The name associated with the user ID.
CFOW_UTK_ENCR	Yes/No	4	312	315	Is the UTOKEN associated with this user encrypted?
CFOW_UTK_PRE19	Yes/No	4	317	320	Is this a pre-1.9 token?
CFOW_UTK_VERPROF	Yes/No	4	322	325	Is the VERIFYX propagation flag set?
CFOW_UTK_NJEUNUSR	Yes/No	4	327	330	Is this the NJE undefined user?
CFOW_UTK_LOGUSR	Yes/No	4	332	335	Is UAUDIT specified for this user?
CFOW_UTK_SPECIAL	Yes/No	4	337	340	Is this a SPECIAL user?
CFOW_UTK_DEFAULT	Yes/No	4	342	345	Is this a default token?
CFOW_UTK_UNKNUSR	Yes/No	4	347	350	Is this an undefined user?
CFOW_UTK_ERROR	Yes/No	4	352	355	Is this user token in error?
CFOW_UTK_TRUSTED	Yes/No	4	357	360	Is this user a part of the trusted computing base (TCB)?
CFOW_UTK_SESSTYPE	Char	8	362	369	The session type of this session.
CFOW_UTK_SURROGAT	Yes/No	4	371	374	Is this a surrogate user?
CFOW_UTK_REMOTE	Yes/No	4	376	379	Is this a remote job?
CFOW_UTK_PRIV	Yes/No	4	381	384	Is this a privileged user ID?
CFOW_UTK_SECL	Char	8	386	393	The security label of the user.
CFOW_UTK_EXECNODE	Char	8	395	402	The execution node of the work.
CFOW_UTK_SUSER_ID	Char	8	404	411	The submitting user ID.
CFOW_UTK_SNODE	Char	8	413	420	The submitting node.
CFOW_UTK_SGRP_ID	Char	8	422	429	The submitting group name.

Format of unloaded SMF type 80 data

Table 117. Format of the check file owner record extension (event code 56) (continued)

Field name	Type	Length	Position		Comments
			Start	End	
CFOW_UTK_SPOE	Char	8	431	438	The port of entry.
CFOW_UTK_SPCLASS	Char	8	440	447	Class of the POE. Valid values are "TERMINAL", "CONSOLE", "JESINPUT", and "APPCPORT".
CFOW_UTK_USER_ID	Char	8	449	456	User ID associated with the record.
CFOW_UTK_GRP_ID	Char	8	458	465	Group name associated with the record.
CFOW_UTK_DFT_GRP	Yes/No	4	467	470	Is a default group assigned?
CFOW_UTK_DFT_SECL	Yes/No	4	472	475	Is a default security label assigned?
CFOW_APPC_LINK	Char	16	477	492	Key to link together APPC records.
CFOW_AUDIT_CODE	Char	11	494	504	Audit function code.
CFOW_OLD_REAL_UID	Integer	10	506	515	Old real z/OS UNIX user identifier (UID).
CFOW_OLD_EFF_UID	Integer	10	517	526	Old effective z/OS UNIX user identifier (UID).
CFOW_OLD_SAVED_UID	Integer	10	528	537	Old saved z/OS UNIX user identifier (UID).
CFOW_OLD_REAL_GID	Integer	10	539	548	Old real z/OS UNIX group identifier (GID).
CFOW_OLD_EFF_GID	Integer	10	550	559	Old effective z/OS UNIX group identifier (GID).
CFOW_OLD_SAVED_GID	Integer	10	561	570	Old saved z/OS UNIX group identifier (GID).
CFOW_PATH_NAME	Char	1023	572	1594	The requested path name.
CFOW_FILE_ID	Char	32	1596	1627	File ID.
CFOW_FILE_OWN_UID	Integer	10	1629	1638	The owner z/OS UNIX user identifier (UID) associated with the file.
CFOW_FILE_OWN_GID	Integer	10	1640	1649	The owner z/OS UNIX group identifier (GID) associated with the file.
CFOW_FILEPOOL	Char	8	1651	1658	SFS filepool containing the BFS file.
CFOW_FILESPACE	Char	8	1660	1667	SFS filespace containing the BFS file.
CFOW_INODE	Integer	10	1669	1678	Inode (file serial number).
CFOW_SCID	Integer	10	1680	1689	File SCID.
CFOW_DCE_LINK	Char	16	1691	1706	Link to connect DCE records that originate from a single DCE request.
CFOW_AUTH_TYPE	Char	13	1708	1720	Defines the type of request. Valid values are: "SERVER", "AUTH_CLIENT", and "UNAUTH_CLIENT".
CFOW_DFLT_PROCESS	Yes/No	4	1722	1725	Default z/OS UNIX security environment in effect.
CFOW_UTK_NETW	Char	8	1727	1734	The port of entry network name.
CFOW_X500_SUBJECT	Char	255	1736	1990	Subject's name associated with this event.
CFOW_X500_ISSUER	Char	255	1992	2246	Issuer's name associated with this event.
CFOW_SECL	Char	8	2248	2255	Security label of the resource.
CFOW_SERV_POENAME	Char	64	2257	2320	SERVAUTH resource or profile name.
CFOW_CTX_USER	Char	510	2322	2831	Authenticated user name.
CFOW_CTX_REG	Char	255	2833	3087	Authenticated user registry name.
CFOW_CTX_HOST	Char	128	3089	3216	Authenticated user host name.
CFOW_CTX_MECH	Char	16	3218	3233	Authenticated user authentication mechanism object identifier (OID).
CFOW_IDID_USER	Char	985	3235	4219	Authenticated distributed user name.
CFOW_IDID_REG	Char	1021	4221	5241	Authenticated distributed user registry name.

Table 118. Event qualifiers for check file owner records

Event qualifier	Event qualifier number	Event description
OWNER	00	The user is the owner.
NOTOWNER	01	The user is not the owner.
INSSECL	02	Insufficient security label.

The check privilege record extension

Table 119 describes the format of a record that is created by checking a user's privileges.

The event qualifiers that can be associated with checking a user's privileges are shown in Table 120 on page 246.

Table 119. Format of the check privileges record extension (event code 57)

Field name	Type	Length	Position		Comments
			Start	End	
CPRV_CLASS	Char	8	282	289	Class name.
CPRV_USER_NAME	Char	20	291	310	The name associated with the user ID.
CPRV_UTK_ENCR	Yes/No	4	312	315	Is the UTOKEN associated with this user encrypted?
CPRV_UTK_PRE19	Yes/No	4	317	320	Is this a pre-1.9 token?
CPRV_UTK_VERPROF	Yes/No	4	322	325	Is the VERIFYX propagation flag set?
CPRV_UTK_NJEUNUSR	Yes/No	4	327	330	Is this the NJE undefined user?
CPRV_UTK_LOGUSR	Yes/No	4	332	335	Is UAUDIT specified for this user?
CPRV_UTK_SPECIAL	Yes/No	4	337	340	Is this a SPECIAL user?
CPRV_UTK_DEFAULT	Yes/No	4	342	345	Is this a default token?
CPRV_UTK_UNKNUSR	Yes/No	4	347	350	Is this an undefined user?
CPRV_UTK_ERROR	Yes/No	4	352	355	Is this user token in error?
CPRV_UTK_TRUSTED	Yes/No	4	357	360	Is this user a part of the trusted computing base (TCB)?
CPRV_UTK_SESSTYPE	Char	8	362	369	The session type of this session.
CPRV_UTK_SURROGAT	Yes/No	4	371	374	Is this a surrogate user?
CPRV_UTK_REMOTE	Yes/No	4	376	379	Is this a remote job?
CPRV_UTK_PRIV	Yes/No	4	381	384	Is this a privileged user ID?
CPRV_UTK_SECL	Char	8	386	393	The security label of the user.
CPRV_UTK_EXECNODE	Char	8	395	402	The execution node of the work.
CPRV_UTK_SUSER_ID	Char	8	404	411	The submitting user ID.
CPRV_UTK_SNODE	Char	8	413	420	The submitting node.
CPRV_UTK_SGRP_ID	Char	8	422	429	The submitting group name.
CPRV_UTK_SPOE	Char	8	431	438	The port of entry.
CPRV_UTK_SPCLASS	Char	8	440	447	Class of the POE. Valid values are "TERMINAL", "CONSOLE", "JESINPUT", and "APPCPORT".
CPRV_UTK_USER_ID	Char	8	449	456	User ID associated with the record.
CPRV_UTK_GRP_ID	Char	8	458	465	Group name associated with the record.
CPRV_UTK_DFT_GRP	Yes/No	4	467	470	Is a default group assigned?
CPRV_UTK_DFT_SECL	Yes/No	4	472	475	Is a default security label assigned?

Format of unloaded SMF type 80 data

Table 119. Format of the check privileges record extension (event code 57) (continued)

Field name	Type	Length	Position		Comments
			Start	End	
CPRV_APPC_LINK	Char	16	477	492	A key to link together audit record together for a user's APPC transaction processing work.
CPRV_AUDIT_CODE	Char	11	494	504	Audit function code.
CPRV_OLD_REAL_UID	Integer	10	506	515	Old real z/OS UNIX user identifier (UID).
CPRV_OLD_EFF_UID	Integer	10	517	526	Old effective z/OS UNIX user identifier (UID).
CPRV_OLD_SAVED_UID	Integer	10	528	537	Old saved z/OS UNIX user identifier (UID).
CPRV_OLD_REAL_GID	Integer	10	539	548	Old real z/OS UNIX group identifier (GID).
CPRV_OLD_EFF_GID	Integer	10	550	559	Old effective z/OS UNIX group identifier (GID).
CPRV_OLD_SAVED_GID	Integer	10	561	570	Old saved z/OS UNIX group identifier (GID).
CPRV_DCE_LINK	Char	16	572	587	Link to connect DCE records that originate from a single DCE request.
CPRV_AUTH_TYPE	Char	13	589	601	Defines the type of request. Valid values are: "SERVER", "AUTH_CLIENT", and "UNAUTH_CLIENT".
CPRV_DFLT_PROCESS	Yes/No	4	603	606	Default z/OS UNIX security environment in effect.
CPRV_UTK_NETW	Char	8	608	615	The port of entry network name.
CPRV_X500_SUBJECT	Char	255	617	871	Subject's name associated with this event.
CPRV_X500_ISSUER	Char	255	873	1127	Issuer's name associated with this event.
CPRV_SERV_POENAME	Char	64	1129	1192	SERVAUTH resource or profile name.
CPRV_CTX_USER	Char	510	1194	1703	Authenticated user name.
CPRV_CTX_REG	Char	255	1705	1959	Authenticated user registry name.
CPRV_CTX_HOST	Char	128	1961	2088	Authenticated user host name.
CPRV_CTX_MECH	Char	16	2090	2105	Authenticated user authentication mechanism object identifier (OID).
CPRV_IDID_USER	Char	985	2107	3091	Authenticated distributed user name.
CPRV_IDID_REG	Char	1021	3093	4113	Authenticated distributed user registry name.

Table 120. Event qualifiers for check privileges records

Event qualifier	Event qualifier number	Event description
SUCCESS	00	User is authorized.
NOTAUTH	01	The user is not authorized to the function.

The open slave TTY record extension

Table 121 describes the format of a record that is created by the opening of a slave TTY.

The event qualifiers that can be associated with open slave TTY records are shown in Table 122 on page 248.

Table 121. Format of the open slave TTY record extension (event code 58)

Field name	Type	Length	Position		Comments
			Start	End	
OSTY_CLASS	Char	8	282	289	Class name.
OSTY_USER_NAME	Char	20	291	310	The name associated with the user ID.

Table 121. Format of the open slave TTY record extension (event code 58) (continued)

Field name	Type	Length	Position		Comments
			Start	End	
OSTY_UTK_ENCR	Yes/No	4	312	315	Is the UTOKEN associated with this user encrypted?
OSTY_UTK_PRE19	Yes/No	4	317	320	Is this a pre-1.9 token?
OSTY_UTK_VERPROF	Yes/No	4	322	325	Is the VERIFYX propagation flag set?
OSTY_UTK_NJEUNUSR	Yes/No	4	327	330	Is this the NJE undefined user?
OSTY_UTK_LOGUSR	Yes/No	4	332	335	Is UAUDIT specified for this user?
OSTY_UTK_SPECIAL	Yes/No	4	337	340	Is this a SPECIAL user?
OSTY_UTK_DEFAULT	Yes/No	4	342	345	Is this a default token?
OSTY_UTK_UNKNUSR	Yes/No	4	347	350	Is this an undefined user?
OSTY_UTK_ERROR	Yes/No	4	352	355	Is this user token in error?
OSTY_UTK_TRUSTED	Yes/No	4	357	360	Is this user a part of the trusted computing base (TCB)?
OSTY_UTK_SESTYPE	Char	8	362	369	The session type of this session.
OSTY_UTK_SURROGAT	Yes/No	4	371	374	Is this a surrogate user?
OSTY_UTK_REMOTE	Yes/No	4	376	379	Is this a remote job?
OSTY_UTK_PRIV	Yes/No	4	381	384	Is this a privileged user ID?
OSTY_UTK_SECL	Char	8	386	393	The security label of the user.
OSTY_UTK_EXECNODE	Char	8	395	402	The execution node of the work.
OSTY_UTK_USUSER_ID	Char	8	404	411	The submitting user ID.
OSTY_UTK_SNODE	Char	8	413	420	The submitting node.
OSTY_UTK_SGRP_ID	Char	8	422	429	The submitting group name.
OSTY_UTK_SPOE	Char	8	431	438	The port of entry.
OSTY_UTK_SPCLASS	Char	8	440	447	Class of the POE. Valid values are "TERMINAL", "CONSOLE", "JESINPUT", and "APPCPORT".
OSTY_UTK_USER_ID	Char	8	449	456	User ID associated with the record.
OSTY_UTK_GRP_ID	Char	8	458	465	Group name associated with the record.
OSTY_UTK_DFT_GRP	Yes/No	4	467	470	Is a default group assigned?
OSTY_UTK_DFT_SECL	Yes/No	4	472	475	Is a default security label assigned?
OSTY_APPC_LINK	Char	16	477	492	A key to link together audit record together for a user's APPC transaction processing work.
OSTY_AUDIT_CODE	Char	11	494	504	Audit function code.
OSTY_OLD_REAL_UID	Integer	10	506	515	Old real z/OS UNIX user identifier (UID).
OSTY_OLD_EFF_UID	Integer	10	517	526	Old effective z/OS UNIX user identifier (UID).
OSTY_OLD_SAVED_UID	Integer	10	528	537	Old saved z/OS UNIX user identifier (UID).
OSTY_OLD_REAL_GID	Integer	10	539	548	Old real z/OS UNIX group identifier (GID).
OSTY_OLD_EFF_GID	Integer	10	550	559	Old effective z/OS UNIX group identifier (GID).
OSTY_OLD_SAVED_GID	Integer	10	561	570	Old saved z/OS UNIX group identifier (GID).
OSTY_TGT_REAL_UID	Integer	10	572	581	Target real z/OS UNIX user identifier (UID).
OSTY_TGT_EFF_UID	Integer	10	583	592	Target effective z/OS UNIX user identifier (UID).
OSTY_TGT_SAV_UID	Integer	10	594	603	Target saved z/OS UNIX user identifier (UID).
OSTY_TGT_PID	Integer	10	605	614	Target process ID.
OSTY_DFLT_PROCESS	Yes/No	4	616	619	Default z/OS UNIX security environment in effect.
OSTY_UTK_NETW	Char	8	621	628	The port of entry network name.
OSTY_X500_SUBJECT	Char	255	630	884	Subject's name associated with this event.

Format of unloaded SMF type 80 data

Table 121. Format of the open slave TTY record extension (event code 58) (continued)

Field name	Type	Length	Position		Comments
			Start	End	
OSTY_X500_ISSUER	Char	255	886	1140	Issuer's name associated with this event.
OSTY_SERV_POENAME	Char	64	1142	1205	SERVAUTH resource or profile name.
OSTY_CTX_USER	Char	510	1207	1716	Authenticated user name.
OSTY_CTX_REG	Char	255	1718	1972	Authenticated user registry name.
OSTY_CTX_HOST	Char	128	1974	2101	Authenticated user host name.
OSTY_CTX_MECH	Char	16	2103	2118	Authenticated user authentication mechanism object identifier (OID).
OSTY_IDID_USER	Char	985	2120	3104	Authenticated distributed user name.
OSTY_IDID_REG	Char	1021	3106	4126	Authenticated distributed user registry name.

Table 122. Event qualifiers for open slave TTY records

Event qualifier	Event qualifier number	Event description
SUCCESS	00	Access allowed.
NOTAUTH	01	Not authorized to the specified process.

The RACLINK command record extension

Table 123 describes the format of a record that is created by a RACLINK command.

The event qualifiers that can be associated with a RACLINK command are shown in Table 124 on page 251.

Table 123. Format of the RACLINK command record extension (event code 59)

Field name	Type	Length	Position		Comments
			Start	End	
RACL_USER_NAME	Char	20	282	301	The name associated with the user ID.
RACL_UTK_ENCR	Yes/No	4	303	306	Is the UTOKEN associated with this user encrypted?
RACL_UTK_PRE19	Yes/No	4	308	311	Is this a pre-1.9 token?
RACL_UTK_VERPROF	Yes/No	4	313	316	Is the VERIFYX propagation flag set?
RACL_UTK_NJEUNUSR	Yes/No	4	318	321	Is this the NJE undefined user?
RACL_UTK_LOGUSR	Yes/No	4	323	326	Is UAUDIT specified for this user?
RACL_UTK_SPECIAL	Yes/No	4	328	331	Is this a SPECIAL user?
RACL_UTK_DEFAULT	Yes/No	4	333	336	Is this a default token?
RACL_UTK_UNKNUSR	Yes/No	4	338	341	Is this an undefined user?
RACL_UTK_ERROR	Yes/No	4	343	346	Is this user token in error?
RACL_UTK_TRUSTED	Yes/No	4	348	351	Is this user a part of the trusted computing base (TCB)?
RACL_UTK_SESSTYPE	Char	8	353	360	The session type of this session.
RACL_UTK_SURROGAT	Yes/No	4	362	365	Is this a surrogate user?
RACL_UTK_REMOTE	Yes/No	4	367	370	Is this a remote job?
RACL_UTK_PRIV	Yes/No	4	372	375	Is this a privileged user ID?
RACL_UTK_SECL	Char	8	377	384	The security label of the user.
RACL_UTK_EXECPNODE	Char	8	386	393	The execution node of the work.

Table 123. Format of the RACLINK command record extension (event code 59) (continued)

Field name	Type	Length	Position		Comments
			Start	End	
RACL_UTK_SUSER_ID	Char	8	395	402	The submitting user ID.
RACL_UTK_SNODE	Char	8	404	411	The submitting node.
RACL_UTK_SGRP_ID	Char	8	413	420	The submitting group name.
RACL_UTK_SPOE	Char	8	422	429	The port of entry.
RACL_UTK_SPCLASS	Char	8	431	438	Class of the POE. Valid values are "TERMINAL", "CONSOLE", "JESINPUT", and "APPCPORT".
RACL_UTK_USER_ID	Char	8	440	447	User ID associated with the record.
RACL_UTK_GRP_ID	Char	8	449	456	Group name associated with the record.
RACL_UTK_DFT_GRP	Yes/No	4	458	461	Is a default group assigned?
RACL_UTK_DFT_SECL	Yes/No	4	463	466	Is a default security label assigned?
RACL_PHASE	Char	20	468	487	Phase of this RACF command. Valid values are "LOCAL ISSUANCE", "TARGET PROCESSING", and "TARGET RESPONSE".
RACL_ISSUE_NODE	Char	8	489	496	Node that originated the command.
RACL_ISSUE_ID	Char	8	498	505	User ID that originated the command.
RACL_SOURCE_ID	Char	8	507	514	User ID for the association. From the ID keyword.
RACL_TGT_NODE	Char	8	516	523	Node that is the destination of the command.
RACL_TGT_ID	Char	8	525	532	User ID that is the destination of the command.
RACL_TGT_AUTH_ID	Char	8	534	541	User ID under whose authority the association is established.
RACL_SOURCE_SMFID	Char	4	543	546	SMF system identifier of the system that originated the command.
RACL_SOURCE_TIME	Char	8	548	555	Time that the command originated.
RACL_SOURCE_DATE	Char	10	557	566	Date that the command originated.

Format of unloaded SMF type 80 data

Table 123. Format of the RACLINK command record extension (event code 59) (continued)

Field name	Type	Length	Position		Comments
			Start	End	
RACL_PWD_STATUS	Char	8	568	575	Status of the password sent with the command. Valid values are: SUPPLIED A password was supplied on a DEFINE command. This value occurs only for a LOCAL ISSUANCE phase record or for a TARGET PROCESSING phase when the event number is 3. VALID The password that was supplied on a DEFINE command is correct. This value occurs only for TARGET PROCESSING and TARGET RESPONSE phase records. NOTVALID The password that was supplied on a DEFINE command is not correct. This value occurs only for a TARGET PROCESSING phase record. EXPIRED The password that was supplied on a DEFINE command is expired. This value occurs for a TARGET PROCESSING only. REVOKED The target user ID on the DEFINE command is revoked. This value occurs for a TARGET PROCESSING phase only. NONE No password was supplied for the DEFINE command. This value can occur for any phase record. A blank value indicates that an UNDEFINE or APPROVE command was issued. Neither of these commands have passwords.
RACL_ASSOC_STATUS	Char	8	577	584	Status of the association. Valid values are "PENDING", "ESTAB", and "DELETED".
RACL_SPECIFIED	Char	1024	586	1609	The keywords specified.
RACL_UTK_NETW	Char	8	1611	1618	The port of entry network name.
RACL_X500_SUBJECT	Char	255	1620	1874	Subject's name associated with this event.
RACL_X500_ISSUER	Char	255	1876	2130	Issuer's name associated with this event.
RACL_SERV_POENAME	Char	64	2132	2195	SERVAUTH resource or profile name.
RACL_CTX_USER	Char	510	2197	2706	Authenticated user name.
RACL_CTX_REG	Char	255	2708	2962	Authenticated user registry name.
RACL_CTX_HOST	Char	128	2964	3091	Authenticated user host name.
RACL_CTX_MECH	Char	16	3093	3108	Authenticated user authentication mechanism object identifier (OID).
RACL_IDID_USER	Char	985	3110	4094	Authenticated distributed user name.
RACL_IDID_REG	Char	1021	4096	5116	Authenticated distributed user registry name.

Note: Records created for user IDs that are revoked have no UTOKEN information.

Table 124. Event qualifiers for RACLINK command records

Event qualifier	Event qualifier number	Event description
SUCCESS	00	Command successful.
INSAUTH	01	Insufficient authority (local issuance only).
-----	02	Reserved for IBM's use.
ALRDYDEF	03	Association already defined.
ALRDYAPP	04	Association already approved.
NOMATCH	05	Association does not match.
NOTEXIST	06	Association does not exist.
INVPSWD	07	Invalid password.

The IPCCHK record extension

Table 125 describes the format of a record that is created by checking access to an IPC.

The event qualifiers that can be associated with a check IPC event are shown in Table 126 on page 253.

Table 125. Format of the IPCCHK record extension (event code 60)

Field name	Type	Length	Position		Comments
			Start	End	
ICLK_CLASS	Char	8	282	289	Class name.
ICLK_USER_NAME	Char	20	291	310	The name associated with the user ID.
ICLK_UTK_ENCR	Yes/No	4	312	315	Is the UTOKEN associated with this user encrypted?
ICLK_UTK_PRE19	Yes/No	4	317	320	Is this a pre-1.9 token?
ICLK_UTK_VERPROF	Yes/No	4	322	325	Is the VERIFYX propagation flag set?
ICLK_UTK_NJEUNUSR	Yes/No	4	327	330	Is this the NJE undefined user?
ICLK_UTK_LOGUSR	Yes/No	4	332	335	Is UAUDIT specified for this user?
ICLK_UTK_SPECIAL	Yes/No	4	337	340	Is this a SPECIAL user?
ICLK_UTK_DEFAULT	Yes/No	4	342	345	Is this a default token?
ICLK_UTK_UNKNUSR	Yes/No	4	347	350	Is this an undefined user?
ICLK_UTK_ERROR	Yes/No	4	352	355	Is this user token in error?
ICLK_UTK_TRUSTED	Yes/No	4	357	360	Is this user a part of the trusted computing base (TCB)?
ICLK_UTK_SESTYPE	Char	8	362	369	The session type of this session.
ICLK_UTK_SURROGAT	Yes/No	4	371	374	Is this a surrogate user?
ICLK_UTK_REMOTE	Yes/No	4	376	379	Is this a remote job?
ICLK_UTK_PRIV	Yes/No	4	381	384	Is this a privileged user ID?
ICLK_UTK_SECL	Char	8	386	393	The security label of the user.
ICLK_UTK_EXECNODE	Char	8	395	402	The execution node of the work.
ICLK_UTK_SUSER_ID	Char	8	404	411	The submitting user ID.
ICLK_UTK_SNODE	Char	8	413	420	The submitting node.
ICLK_UTK_SGRP_ID	Char	8	422	429	The submitting group name.
ICLK_UTK_SPOE	Char	8	431	438	The port of entry.
ICLK_UTK_SPCCLASS	Char	8	440	447	Class of the POE. Valid values are "TERMINAL", "CONSOLE", "JESINPUT", and "APPCPORT".

Format of unloaded SMF type 80 data

Table 125. Format of the IPCCHK record extension (event code 60) (continued)

Field name	Type	Length	Position		Comments
			Start	End	
ICLK_UTK_USER_ID	Char	8	449	456	User ID associated with the record.
ICLK_UTK_GRP_ID	Char	8	458	465	Group name associated with the record.
ICLK_UTK_DFT_GRP	Yes/No	4	467	470	Is a default group assigned?
ICLK_UTK_DFT_SECL	Yes/No	4	472	475	Is a default security label assigned?
ICLK_APPC_LINK	Char	16	477	492	Key to link together APPC records.
ICLK_AUDIT_CODE	Char	11	494	504	Audit function code. For more information on the function codes, see <i>z/OS Security Server RACF Callable Services</i> .
ICLK_OLD_REAL_UID	Integer	10	506	515	Old real z/OS UNIX user identifier (UID).
ICLK_OLD_EFF_UID	Integer	10	517	526	Old effective z/OS UNIX user identifier (UID).
ICLK_OLD_SAVED_UID	Integer	10	528	537	Old saved z/OS UNIX user identifier (UID).
ICLK_OLD_REAL_GID	Integer	10	539	548	Old real z/OS UNIX group identifier (GID).
ICLK_OLD_EFF_GID	Integer	10	550	559	Old effective z/OS UNIX group identifier (GID).
ICLK_OLD_SAVED_GID	Integer	10	561	570	Old saved z/OS UNIX group identifier (GID).
ICLK_KEY_OWN_UID	Integer	10	572	581	The owner z/OS UNIX user identifier (UID) associated with the key.
ICLK_KEY_OWN_GID	Integer	10	583	592	The owner z/OS UNIX group identifier (GID) associated with the key.
ICLK_REQUEST_READ	Yes/No	4	594	597	Did the requested access include read?
ICLK_REQUEST_WRITE	Yes/No	4	599	602	Did the requested access include write?
ICLK_REQUEST_EXEC	Yes/No	4	604	607	Did the requested access include execute?
ICLK_RESERVED_01	Yes/No	4	609	612	Reserved for IBM's use.
ICLK_ACCESS_TYPE	Char	8	614	621	What bits were used in granting the access? Valid values are "OWNER", "GROUP", "NO", and "OTHER".
ICLK_ALLOWED_READ	Yes/No	4	623	626	Was read access allowed?
ICLK_ALLOWED_WRITE	Yes/No	4	628	631	Was write access allowed?
ICLK_RESERVED_02	Yes/No	4	633	636	Reserved for IBM's use.
ICLK_KEY	Char	8	638	645	The key of the IPC resource.
ICLK_ID	Integer	10	647	656	The unique decimal identifier of the IPC resource.
ICLK_CREATOR_UID	Integer	10	658	667	The z/OS UNIX user identifier (UID) of the creator.
ICLK_CREATOR_GID	Integer	10	669	678	The z/OS UNIX group identifier (GID) of the creator.
ICLK_DFLT_PROCESS	Yes/No	4	680	683	Default z/OS UNIX security environment in effect.
ICLK_UTK_NETW	Char	8	685	692	The port of entry network name.
ICLK_X500_SUBJECT	Char	255	694	948	Subject's name associated with this event.
ICLK_X500_ISSUER	Char	255	950	1204	Issuer's name associated with this event.
ICLK_SECL	Char	8	1206	1213	Security label of the resource.
ICLK_SERV_POENAME	Char	64	1215	1278	SERVAUTH resource or profile name.
ICLK_CTX_USER	Char	510	1280	1789	Authenticated user name.
ICLK_CTX_REG	Char	255	1791	2045	Authenticated user registry name.
ICLK_CTX_HOST	Char	128	2047	2174	Authenticated user host name.
ICLK_CTX_MECH	Char	16	2176	2191	Authenticated user authentication mechanism object identifier (OID).

Table 125. Format of the IPCCHK record extension (event code 60) (continued)

Field name	Type	Length	Position		Comments
			Start	End	
ICLK_IDID_USER	Char	985	2193	3177	Authenticated distributed user name.
ICLK_IDID_REG	Char	1021	3179	4199	Authenticated distributed user registry name.

Table 126. Event qualifiers for check IPC records

Event qualifier	Event qualifier number	Event description
SUCCESS	00	Access allowed.
NOTAUTH	01	Not authorized to the resource.
INSSECL	02	Insufficient security label.

The IPCGET record extension

Table 127 describes the format of a record that is created by creating an IPC.

The event qualifiers that can be associated with an IPCGET event are shown in Table 128 on page 255.

Table 127. Format of the IPCGET record extension (event code 61)

Field name	Type	Length	Position		Comments
			Start	End	
IGET_CLASS	Char	8	282	289	Class name.
IGET_USER_NAME	Char	20	291	310	The name associated with the user ID.
IGET_UTK_ENCR	Yes/No	4	312	315	Is the UTOKEN associated with this user encrypted?
IGET_UTK_PRE19	Yes/No	4	317	320	Is this a pre-1.9 token?
IGET_UTK_VERPROF	Yes/No	4	322	325	Is the VERIFYX propagation flag set?
IGET_UTK_NJEUNUSR	Yes/No	4	327	330	Is this the NJE undefined user?
IGET_UTK_LOGUSR	Yes/No	4	332	335	Is UAUDIT specified for this user?
IGET_UTK_SPECIAL	Yes/No	4	337	340	Is this a SPECIAL user?
IGET_UTK_DEFAULT	Yes/No	4	342	345	Is this a default token?
IGET_UTK_UNKNUSR	Yes/No	4	347	350	Is this an undefined user?
IGET_UTK_ERROR	Yes/No	4	352	355	Is this user token in error?
IGET_UTK_TRUSTED	Yes/No	4	357	360	Is this user a part of the trusted computing base (TCB)?
IGET_UTK_SESSTYPE	Char	8	362	369	The session type of this session.
IGET_UTK_SURROGAT	Yes/No	4	371	374	Is this a surrogate user?
IGET_UTK_REMOTE	Yes/No	4	376	379	Is this a remote job?
IGET_UTK_PRIV	Yes/No	4	381	384	Is this a privileged user ID?
IGET_UTK_SECL	Char	8	386	393	The security label of the user.
IGET_UTK_EXECNODE	Char	8	395	402	The execution node of the work.
IGET_UTK_SUSER_ID	Char	8	404	411	The submitting user ID.
IGET_UTK_SNODE	Char	8	413	420	The submitting node.
IGET_UTK_SGRP_ID	Char	8	422	429	The submitting group name.
IGET_UTK_SPOE	Char	8	431	438	The port of entry.
IGET_UTK_SPCLASS	Char	8	440	447	Class of the POE. Valid values are "TERMINAL", "CONSOLE", "JESINPUT", and "APPCPORT".

Format of unloaded SMF type 80 data

Table 127. Format of the IPCGET record extension (event code 61) (continued)

Field name	Type	Length	Position		Comments
			Start	End	
IGET_UTK_USER_ID	Char	8	449	456	User ID associated with the record.
IGET_UTK_GRP_ID	Char	8	458	465	Group name associated with the record.
IGET_UTK_DFT_GRP	Yes/No	4	467	470	Is a default group assigned?
IGET_UTK_DFT_SECL	Yes/No	4	472	475	Is a default security label assigned?
IGET_APPC_LINK	Char	16	477	492	Key to link together APPC records.
IGET_AUDIT_CODE	Char	11	494	504	Audit function code. For more information on the function codes, see <i>z/OS Security Server RACF Callable Services</i> .
IGET_OLD_REAL_UID	Integer	10	506	515	Old real z/OS UNIX user identifier (UID).
IGET_OLD_EFF_UID	Integer	10	517	526	Old effective z/OS UNIX user identifier (UID).
IGET_OLD_SAVED_UID	Integer	10	528	537	Old saved z/OS UNIX user identifier (UID).
IGET_OLD_REAL_GID	Integer	10	539	548	Old real z/OS UNIX group identifier (GID).
IGET_OLD_EFF_GID	Integer	10	550	559	Old effective z/OS UNIX group identifier (GID).
IGET_OLD_SAVED_GID	Integer	10	561	570	Old saved z/OS UNIX group identifier (GID).
IGET_KEY_OWN_UID	Integer	10	572	581	The owner z/OS UNIX user identifier (UID) associated with the key.
IGET_KEY_OWN_GID	Integer	10	583	592	The owner z/OS UNIX group identifier (GID) associated with the key.
IGET_RESERVED_01	Yes/No	4	594	597	Reserved for IBM's use.
IGET_RESERVED_02	Yes/No	4	599	602	Reserved for IBM's use.
IGET_RESERVED_03	Yes/No	4	604	607	Reserved for IBM's use.
IGET_REQ_OWN_READ	Yes/No	4	609	612	Was the owner READ bit requested on for this file?
IGET_REQ_OWN_WRITE	Yes/No	4	614	617	Was the owner WRITE bit requested on for this file?
IGET_REQ_OWN_EXEC	Yes/No	4	619	622	Was the owner EXECUTE bit requested on for this file?
IGET_REQ_GRP_READ	Yes/No	4	624	627	Was the group READ bit requested on for this file?
IGET_REQ_GRP_WRITE	Yes/No	4	629	632	Was the group WRITE bit requested on for this file?
IGET_REQ_GRP_EXEC	Yes/No	4	634	637	Was the group EXECUTE bit requested on for this file?
IGET_REQ_OTH_READ	Yes/No	4	639	642	Was the other READ bit requested on for this file?
IGET_REQ_OTH_WRITE	Yes/No	4	644	647	Was the other WRITE bit requested on for this file?
IGET_REQ_OTH_EXEC	Yes/No	4	649	652	Was the other EXECUTE bit requested on for this file?
IGET_KEY	Char	8	654	661	The key of the IPC resource.
IGET_ID	Integer	10	663	672	The unique decimal identifier of the IPC resource.
IGET_CREATOR_UID	Integer	10	674	683	The z/OS UNIX user identifier (UID) of the creator.
IGET_CREATOR_GID	Integer	10	685	694	The z/OS UNIX group identifier (GID) of the creator.
IGET_DFLT_PROCESS	Yes/No	4	696	699	Default z/OS UNIX security environment in effect.
IGET_UTK_NETW	Char	8	701	708	The port of entry network name.

Table 127. Format of the IPCGET record extension (event code 61) (continued)

Field name	Type	Length	Position		Comments
			Start	End	
IGET_X500_SUBJECT	Char	255	710	964	Subject's name associated with this event.
IGET_X500_ISSUER	Char	255	966	1220	Issuer's name associated with this event.
IGET_SECL	Char	8	1222	1229	Security label of the resource.
IGET_SERV_POENAME	Char	64	1231	1294	SERVAUTH resource or profile name.
IGET_CTX_USER	Char	510	1296	1805	Authenticated user name.
IGET_CTX_REG	Char	255	1807	2061	Authenticated user registry name.
IGET_CTX_HOST	Char	128	2063	2190	Authenticated user host name.
IGET_CTX_MECH	Char	16	2192	2207	Authenticated user authentication mechanism object identifier (OID).
IGET_IDID_USER	Char	985	2209	3193	Authenticated distributed user name.
IGET_IDID_REG	Char	1021	3195	4215	Authenticated distributed user registry name.

Table 128. Event qualifiers for IPCGET records

Event qualifier	Event qualifier number	Event description
SUCCESS	00	Access allowed.
INSSECL	02	Insufficient security label.

The IPCCTL record extension

Table 129 describes the format of a record that is created by the IPCCTL function.

The event qualifiers that can be associated with an IPCCTL event are shown in Table 130 on page 258.

Table 129. Format of the IPCCTL record extension (event code 62)

Field name	Type	Length	Position		Comments
			Start	End	
ICTL_CLASS	Char	8	282	289	Class name.
ICTL_USER_NAME	Char	20	291	310	The name associated with the user ID.
ICTL_UTK_ENCR	Yes/No	4	312	315	Is the UTOKEN associated with this user encrypted?
ICTL_UTK_PRE19	Yes/No	4	317	320	Is this a pre-1.9 token?
ICTL_UTK_VERPROF	Yes/No	4	322	325	Is the VERIFYX propagation flag set?
ICTL_UTK_NJEUNUSR	Yes/No	4	327	330	Is this the NJE undefined user?
ICTL_UTK_LOGUSR	Yes/No	4	332	335	Is UAUDIT specified for this user?
ICTL_UTK_SPECIAL	Yes/No	4	337	340	Is this a SPECIAL user?
ICTL_UTK_DEFAULT	Yes/No	4	342	345	Is this a default token?
ICTL_UTK_UNKNUSR	Yes/No	4	347	350	Is this an undefined user?
ICTL_UTK_ERROR	Yes/No	4	352	355	Is this user token in error?
ICTL_UTK_TRUSTED	Yes/No	4	357	360	Is this user a part of the trusted computing base (TCB)?
ICTL_UTK_SESTYPE	Char	8	362	369	The session type of this session.
ICTL_UTK_SURROGAT	Yes/No	4	371	374	Is this a surrogate user?
ICTL_UTK_REMOTE	Yes/No	4	376	379	Is this a remote job?
ICTL_UTK_PRIV	Yes/No	4	381	384	Is this a privileged user ID?

Format of unloaded SMF type 80 data

Table 129. Format of the IPCCTL record extension (event code 62) (continued)

Field name	Type	Length	Position		Comments
			Start	End	
ICTL_UTK_SECL	Char	8	386	393	The security label of the user.
ICTL_UTK_EXECNODE	Char	8	395	402	The execution node of the work.
ICTL_UTK_USER_ID	Char	8	404	411	The submitting user ID.
ICTL_UTK_SNODE	Char	8	413	420	The submitting node.
ICTL_UTK_SGRP_ID	Char	8	422	429	The submitting group name.
ICTL_UTK_SPOE	Char	8	431	438	The port of entry.
ICTL_UTK_SPCCLASS	Char	8	440	447	Class of the POE. Valid values are "TERMINAL", "CONSOLE", "JESINPUT", and "APPCPORT".
ICTL_UTK_USER_ID	Char	8	449	456	User ID associated with the record.
ICTL_UTK_GRP_ID	Char	8	458	465	Group name associated with the record.
ICTL_UTK_DFT_GRP	Yes/No	4	467	470	Is a default group assigned?
ICTL_UTK_DFT_SECL	Yes/No	4	472	475	Is a default security label assigned?
ICTL_APPC_LINK	Char	16	477	492	Key to link together APPC records.
ICTL_AUDIT_CODE	Char	11	494	504	Audit function code. For more information on the function codes, see <i>z/OS Security Server RACF Callable Services</i> .
ICTL_OLD_REAL_UID	Integer	10	506	515	Old real z/OS UNIX user identifier (UID).
ICTL_OLD_EFF_UID	Integer	10	517	526	Old effective z/OS UNIX user identifier (UID).
ICTL_OLD_SAVED_UID	Integer	10	528	537	Old saved z/OS UNIX user identifier (UID).
ICTL_OLD_REAL_GID	Integer	10	539	548	Old real z/OS UNIX group identifier (GID).
ICTL_OLD_EFF_GID	Integer	10	550	559	Old effective z/OS UNIX group identifier (GID).
ICTL_OLD_SAVED_GID	Integer	10	561	570	Old saved z/OS UNIX group identifier (GID).
ICTL_KEY_OWN_UID	Integer	10	572	581	The owner z/OS UNIX user identifier (UID) associated with the key
ICTL_KEY_OWN_GID	Integer	10	583	592	The owner z/OS UNIX group identifier (GID) associated with the key.
ICTL_UID	Integer	10	594	603	The owner z/OS UNIX user identifier (UID) input parameter.
ICTL_GID	Integer	10	605	614	The owner z/OS UNIX group identifier (GID) input parameter.
ICTL_RESERVED_01	Yes/No	4	616	619	Reserved for IBM's use.
ICTL_RESERVED_02	Yes/No	4	621	624	Reserved for IBM's use.
ICTL_RESERVED_03	Yes/No	4	626	629	Reserved for IBM's use.
ICTL_OLD_OWN_READ	Yes/No	4	631	634	Was the owner READ bit on for this file?
ICTL_OLD_OWN_WRITE	Yes/No	4	636	639	Was the owner WRITE bit on for this file?
ICTL_OLD_OWN_EXEC	Yes/No	4	641	644	Was the owner EXECUTE bit on for this file?
ICTL_OLD_GRP_READ	Yes/No	4	646	649	Was the group READ bit on for this file?
ICTL_OLD_GRP_WRITE	Yes/No	4	651	654	Was the group WRITE bit on for this file?
ICTL_OLD_GRP_EXEC	Yes/No	4	656	659	Was the group EXECUTE bit on for this file?
ICTL_OLD_OTH_READ	Yes/No	4	661	664	Was the other READ bit on for this file?
ICTL_OLD_OTH_WRITE	Yes/No	4	666	669	Was the other WRITE bit on for this file?
ICTL_OLD_OTH_EXEC	Yes/No	4	671	674	Was the other EXECUTE bit on for this file?
ICTL_RESERVED_04	Yes/No	4	676	679	Reserved for IBM's use.
ICTL_RESERVED_05	Yes/No	4	681	684	Reserved for IBM's use.
ICTL_RESERVED_06	Yes/No	4	686	689	Reserved for IBM's use.
ICTL_NEW_OWN_READ	Yes/No	4	691	694	Is the owner READ bit on for this file?

Table 129. Format of the IPCCTL record extension (event code 62) (continued)

Field name	Type	Length	Position		Comments
			Start	End	
ICTL_NEW_OWN_WRITE	Yes/No	4	696	699	Is the owner WRITE bit on for this file?
ICTL_NEW_OWN_EXEC	Yes/No	4	701	704	Is the owner EXECUTE bit on for this file?
ICTL_NEW_GRP_READ	Yes/No	4	706	709	Is the group READ bit on for this file?
ICTL_NEW_GRP_WRITE	Yes/No	4	711	714	Is the group WRITE bit on for this file?
ICTL_NEW_GRP_EXEC	Yes/No	4	716	719	Is the group EXECUTE bit on for this file?
ICTL_NEW_OTH_READ	Yes/No	4	721	724	Is the other READ bit on for this file?
ICTL_NEW_OTH_WRITE	Yes/No	4	726	729	Is the other WRITE bit on for this file?
ICTL_NEW_OTH_EXEC	Yes/No	4	731	734	Is the other EXECUTE bit on for this file?
ICTL_SERVICE_CODE	Char	11	736	746	The service that was being processed.
ICTL_RESERVED_07	Yes/No	4	748	751	Reserved for IBM's use.
ICTL_RESERVED_08	Yes/No	4	753	756	Reserved for IBM's use.
ICTL_RESERVED_09	Yes/No	4	758	761	Reserved for IBM's use.
ICTL_REQ_OWN_READ	Yes/No	4	763	766	Was the owner READ bit requested on for this file?
ICTL_REQ_OWN_WRITE	Yes/No	4	768	771	Was the owner WRITE bit requested on for this file?
ICTL_REQ_OWN_EXEC	Yes/No	4	773	776	Was the owner EXECUTE bit requested on for this file?
ICTL_REQ_GRP_READ	Yes/No	4	778	781	Was the group READ bit requested on for this file?
ICTL_REQ_GRP_WRITE	Yes/No	4	783	786	Was the group WRITE bit requested on for this file?
ICTL_REQ_GRP_EXEC	Yes/No	4	788	791	Was the group EXECUTE bit requested on for this file?
ICTL_REQ_OTH_READ	Yes/No	4	793	796	Was the other READ bit requested on for this file?
ICTL_REQ_OTH_WRITE	Yes/No	4	798	801	Was the other WRITE bit requested on for this file?
ICTL_REQ_OTH_EXEC	Yes/No	4	803	806	Was the other EXECUTE bit requested on for this file?
ICTL_KEY	Char	8	808	815	The key of the IPC resource.
ICTL_ID	Integer	10	817	826	The unique decimal identifier of the IPC resource.
ICTL_CREATOR_UID	Integer	10	828	837	The z/OS UNIX user identifier (UID) of the creator.
ICTL_CREATOR_GID	Integer	10	839	848	The z/OS UNIX group identifier (GID) of the creator.
ICTL_DFLT_PROCESS	Yes/No	4	850	853	Default z/OS UNIX security environment in effect.
ICTL_UTK_NETW	Char	8	855	862	The port of entry network name.
ICTL_X500_SUBJECT	Char	255	864	1118	Subject's name associated with this event.
ICTL_X500_ISSUER	Char	255	1120	1374	Issuer's name associated with this event.
ICTL_SECL	Char	8	1376	1383	Security label of the resource.
ICTL_SERV_POENAME	Char	64	1385	1448	SERVAUTH resource or profile name.
ICTL_CTX_USER	Char	510	1450	1959	Authenticated user name.
ICTL_CTX_REG	Char	255	1961	2215	Authenticated user registry name.
ICTL_CTX_HOST	Char	128	2217	2344	Authenticated user host name.

Format of unloaded SMF type 80 data

Table 129. Format of the IPCCTL record extension (event code 62) (continued)

Field name	Type	Length	Position		Comments
			Start	End	
ICTL_CTX_MECH	Char	16	2346	2361	Authenticated user authentication mechanism object identifier (OID).
ICTL_IDID_USER	Char	985	2363	3347	Authenticated distributed user name.
ICTL_IDID_REG	Char	1021	3349	4369	Authenticated distributed user registry name.

Table 130. Event qualifiers for IPCCTL records

Event qualifier	Event qualifier number	Event description
SUCCESS	00	Access allowed.
NOTAUTH	01	Not authorized to the resource.
INSSECL	02	Insufficient security label.

The SETGROUP record extension

Table 131 describes the format of a record that is created by checking the owner of a file.

The event qualifiers that can be associated with the SETGROUP function are shown in Table 132 on page 259.

Table 131. Format of the SETGROUP record extension (event code 63)

Field name	Type	Length	Position		Comments
			Start	End	
SETG_CLASS	Char	8	282	289	Class name.
SETG_USER_NAME	Char	20	291	310	The name associated with the user ID.
SETG_UTK_ENCR	Yes/No	4	312	315	Is the UTOKEN associated with this user encrypted?
SETG_UTK_PRE19	Yes/No	4	317	320	Is this a pre-1.9 token?
SETG_UTK_VERPROF	Yes/No	4	322	325	Is the VERIFYX propagation flag set?
SETG_UTK_NJEUNUSR	Yes/No	4	327	330	Is this the NJE undefined user?
SETG_UTK_LOGUSR	Yes/No	4	332	335	Is UAUDIT specified for this user?
SETG_UTK_SPECIAL	Yes/No	4	337	340	Is this a SPECIAL user?
SETG_UTK_DEFAULT	Yes/No	4	342	345	Is this a default token?
SETG_UTK_UNKNUSR	Yes/No	4	347	350	Is this an undefined user?
SETG_UTK_ERROR	Yes/No	4	352	355	Is this user token in error?
SETG_UTK_TRUSTED	Yes/No	4	357	360	Is this user a part of the trusted computing base (TCB)?
SETG_UTK_SESSTYPE	Char	8	362	369	The session type of this session.
SETG_UTK_SURROGAT	Yes/No	4	371	374	Is this a surrogate user?
SETG_UTK_REMOTE	Yes/No	4	376	379	Is this a remote job?
SETG_UTK_PRIV	Yes/No	4	381	384	Is this a privileged user ID?
SETG_UTK_SECL	Char	8	386	393	The security label of the user.
SETG_UTK_EXECNODE	Char	8	395	402	The execution node of the work.
SETG_UTK_SUSER_ID	Char	8	404	411	The submitting user ID.
SETG_UTK_SNODE	Char	8	413	420	The submitting node.
SETG_UTK_SGRP_ID	Char	8	422	429	The submitting group name.

Table 131. Format of the SETGROUP record extension (event code 63) (continued)

Field name	Type	Length	Position		Comments
			Start	End	
SETG_UTK_SPOE	Char	8	431	438	The port of entry.
SETG_UTK_SPCCLASS	Char	8	440	447	Class of the POE. Valid values are "TERMINAL", "CONSOLE", "JESINPUT", and "APPCPORT".
SETG_UTK_USER_ID	Char	8	449	456	User ID associated with the record.
SETG_UTK_GRP_ID	Char	8	458	465	Group name associated with the record.
SETG_UTK_DFT_GRP	Yes/No	4	467	470	Is a default group assigned?
SETG_UTK_DFT_SECL	Yes/No	4	472	475	Is a default security label assigned?
SETG_APPC_LINK	Char	16	477	492	A key to link together audit record together for a user's APPC transaction processing work.
SETG_AUDIT_CODE	Char	11	494	504	Audit function code. For more information on the function codes, see <i>z/OS Security Server RACF Callable Services</i> .
SETG_OLD_REAL_UID	Integer	10	506	515	Old real z/OS UNIX user identifier (UID).
SETG_OLD_EFF_UID	Integer	10	517	526	Old effective z/OS UNIX user identifier (UID).
SETG_OLD_SAVED_UID	Integer	10	528	537	Old saved z/OS UNIX user identifier (UID).
SETG_OLD_REAL_GID	Integer	10	539	548	Old real z/OS UNIX group identifier (GID).
SETG_OLD_EFF_GID	Integer	10	550	559	Old effective z/OS UNIX group identifier (GID).
SETG_OLD_SAVED_GID	Integer	10	561	570	Old saved z/OS UNIX group identifier (GID).
SETG_DCE_LINK	Char	16	572	587	Link to connect DCE records that originate from a single DCE request.
SETG_AUTH_TYPE	Char	13	589	601	Defines the type of request. Valid values are: "SERVER", "AUTH_CLIENT", and "UNAUTH_CLIENT".
SETG_DFLT_PROCESS	Yes/No	4	603	606	Default z/OS UNIX security environment in effect.
SETG_UTK_NETW	Char	8	608	615	The port of entry network name.
SETG_X500_SUBJECT	Char	255	617	871	Subject's name associated with this event.
SETG_X500_ISSUER	Char	255	873	1127	Issuer's name associated with this event.
SETG_SERV_POENAME	Char	64	1129	1192	SERVAUTH resource or profile name.
SETG_CTX_USER	Char	510	1194	1703	Authenticated user name.
SETG_CTX_REG	Char	255	1705	1959	Authenticated user registry name.
SETG_CTX_HOST	Char	128	1961	2088	Authenticated user host name.
SETG_CTX_MECH	Char	16	2090	2105	Authenticated user authentication mechanism object identifier (OID).
SETG_IDID_USER	Char	985	2107	3091	Authenticated distributed user name.
SETG_IDID_REG	Char	1021	3093	4113	Authenticated distributed user registry name.

Table 132. Event qualifiers for SETGROUP records

Event qualifier	Event qualifier number	Event description
SUCCESS	00	Process successfully initialized.
NOTAUTH	01	User does not have superuser authority.

The CKOWN2 record extension

Table 133 on page 260 describes the format of a record that is created by checking the owner of a file.

Format of unloaded SMF type 80 data

The event qualifiers that can be associated with checking a file's owner are shown in Table 134 on page 261.

Table 133. Format of the CKOWN2 record extension (event code 64)

Field name	Type	Length	Position		Comments
			Start	End	
CKO2_CLASS	Char	8	282	289	Class name.
CKO2_USER_NAME	Char	20	291	310	The name associated with the user ID.
CKO2_UTK_ENCR	Yes/No	4	312	315	Is the UTOKEN associated with this user encrypted?
CKO2_UTK_PRE19	Yes/No	4	317	320	Is this a pre-1.9 token?
CKO2_UTK_VERPROF	Yes/No	4	322	325	Is the VERIFYX propagation flag set?
CKO2_UTK_NJEUNUSR	Yes/No	4	327	330	Is this the NJE undefined user?
CKO2_UTK_LOGUSR	Yes/No	4	332	335	Is UAUDIT specified for this user?
CKO2_UTK_SPECIAL	Yes/No	4	337	340	Is this a SPECIAL user?
CKO2_UTK_DEFAULT	Yes/No	4	342	345	Is this a default token?
CKO2_UTK_UNKNUSR	Yes/No	4	347	350	Is this an undefined user?
CKO2_UTK_ERROR	Yes/No	4	352	355	Is this user token in error?
CKO2_UTK_TRUSTED	Yes/No	4	357	360	Is this user a part of the trusted computing base (TCB)?
CKO2_UTK_SESSTYPE	Char	8	362	369	The session type of this session.
CKO2_UTK_SURROGAT	Yes/No	4	371	374	Is this a surrogate user?
CKO2_UTK_REMOTE	Yes/No	4	376	379	Is this a remote job?
CKO2_UTK_PRIV	Yes/No	4	381	384	Is this a privileged user ID?
CKO2_UTK_SECL	Char	8	386	393	The security label of the user.
CKO2_UTK_EXECNODE	Char	8	395	402	The execution node of the work.
CKO2_UTK_SUSER_ID	Char	8	404	411	The submitting user ID.
CKO2_UTK_SNODE	Char	8	413	420	The submitting node.
CKO2_UTK_SGRP_ID	Char	8	422	429	The submitting group name.
CKO2_UTK_SPOE	Char	8	431	438	The port of entry.
CKO2_UTK_SPCLASS	Char	8	440	447	Class of the POE. Valid values are "TERMINAL", "CONSOLE", "JESINPUT", and "APPCPORT".
CKO2_UTK_USER_ID	Char	8	449	456	User ID associated with the record.
CKO2_UTK_GRP_ID	Char	8	458	465	Group name associated with the record.
CKO2_UTK_DFT_GRP	Yes/No	4	467	470	Is a default group assigned?
CKO2_UTK_DFT_SECL	Yes/No	4	472	475	Is a default security label assigned?
CKO2_APPC_LINK	Char	16	477	492	Key to link together APPC records.
CKO2_AUDIT_CODE	Char	11	494	504	Audit function code. For more information on the function codes, see <i>z/OS Security Server RACF Callable Services</i> .
CKO2_OLD_REAL_UID	Integer	10	506	515	Old real z/OS UNIX user identifier (UID).
CKO2_OLD_EFF_UID	Integer	10	517	526	Old effective z/OS UNIX user identifier (UID).
CKO2_OLD_SAVED_UID	Integer	10	528	537	Old saved z/OS UNIX user identifier (UID).
CKO2_OLD_REAL_GID	Integer	10	539	548	Old real z/OS UNIX group identifier (GID).
CKO2_OLD_EFF_GID	Integer	10	550	559	Old effective z/OS UNIX group identifier (GID).
CKO2_OLD_SAVED_GID	Integer	10	561	570	Old saved z/OS UNIX group identifier (GID).
CKO2_PATH_NAME	Char	1023	572	1594	The requested path name.
CKO2_FILE1_ID	Char	32	1596	1627	First file ID.
CKO2_FILE1_OWN_UID	Integer	10	1629	1638	The owner z/OS UNIX user identifier (UID) associated with the first file.

Table 133. Format of the CKOWN2 record extension (event code 64) (continued)

Field name	Type	Length	Position		Comments
			Start	End	
CKO2_FILE1_OWN_GID	Integer	10	1640	1649	The owner z/OS UNIX group identifier (GID) associated with the first file.
CKO2_FILE2_ID	Char	32	1651	1682	Second requested file ID.
CKO2_FILE2_OWN_UID	Integer	10	1684	1693	z/OS UNIX user identifier (UID) of the owner of the second file.
CKO2_FILE2_OWN_GID	Integer	10	1695	1704	z/OS UNIX group identifier (GID) of the owner of the second file.
CKO2_DCE_LINK	Char	16	1706	1721	Link to connect DCE records that originate from a single DCE request.
CKO2_AUTH_TYPE	Char	13	1723	1735	Defines the type of request. Valid values are: "SERVER", "AUTH_CLIENT", and "UNAUTH_CLIENT".
CKO2_DFLT_PROCESS	Yes/No	4	1737	1740	Default z/OS UNIX security environment in effect.
CKO2_UTK_NETW	Char	8	1742	1749	The port of entry network name.
CKO2_X500_SUBJECT	Char	255	1751	2005	Subject's name associated with this event.
CKO2_X500_ISSUER	Char	255	2007	2261	Issuer's name associated with this event.
CKO2_SECL	Char	8	2263	2270	Security label of the resource.
CKO2_SERV_POENAME	Char	64	2272	2335	SERVAUTH resource or profile name.
CKO2_CTX_USER	Char	510	2337	2846	Authenticated user name.
CKO2_CTX_REG	Char	255	2848	3102	Authenticated user registry name.
CKO2_CTX_HOST	Char	128	3104	3231	Authenticated user host name.
CKO2_CTX_MECH	Char	16	3233	3248	Authenticated user authentication mechanism object identifier (OID).
CKO2_IDID_USER	Char	985	3250	4234	Authenticated distributed user name.
CKO2_IDID_REG	Char	1021	4236	5256	Authenticated distributed user registry name.

Table 134. Event qualifiers for CKOWN2 records

Event qualifier	Event qualifier number	Event description
OWNER	00	Access allowed.
NOTOWNER	01	The user is not the owner.
INSSECL	02	Insufficient security label.

The access rights record extension

Table 135 describes the format of a record that is created when access rights are passed.

The event qualifier that can be associated with access rights records are shown in Table 136 on page 263.

Table 135. Format of the access rights record extension (event code 65)

Field name	Type	Length	Position		Comments
			Start	End	
ACCR_CLASS	Char	8	282	289	Class name.
ACCR_USER_NAME	Char	20	291	310	The name associated with the user ID

Format of unloaded SMF type 80 data

Table 135. Format of the access rights record extension (event code 65) (continued)

Field name	Type	Length	Position		Comments
			Start	End	
ACCR_UTK_ENCR	Yes/No	4	312	315	Is the UTOKEN associated with this user encrypted?
ACCR_UTK_PRE19	Yes/No	4	317	320	Is this a pre-1.9 token?
ACCR_UTK_VERPROF	Yes/No	4	322	325	Is the VERIFYX propagation flag set?
ACCR_UTK_NJEUNUSR	Yes/No	4	327	330	Is this the NJE undefined user?
ACCR_UTK_LOGUSR	Yes/No	4	332	335	Is UAUDIT specified for this user?
ACCR_UTK_SPECIAL	Yes/No	4	337	340	Is this a SPECIAL user?
ACCR_UTK_DEFAULT	Yes/No	4	342	345	Is this a default token?
ACCR_UTK_UNKNUSR	Yes/No	4	347	350	Is this an undefined user?
ACCR_UTK_ERROR	Yes/No	4	352	355	Is this user token in error?
ACCR_UTK_TRUSTED	Yes/No	4	357	360	Is this user a part of the trusted computing base (TCB)?
ACCR_UTK_SESTYPE	Char	8	362	369	The session type of this session
ACCR_UTK_SURROGAT	Yes/No	4	371	374	Is this a surrogate user?
ACCR_UTK_REMOTE	Yes/No	4	376	379	Is this a remote job?
ACCR_UTK_PRIV	Yes/No	4	381	384	Is this a privileged user ID?
ACCR_UTK_SECL	Char	8	386	393	The security label of the user
ACCR_UTK_EXECNODE	Char	8	395	402	The execution node of the work
ACCR_UTK_SUSER_ID	Char	8	404	411	The submitting user ID
ACCR_UTK_SNODE	Char	8	413	420	The submitting node
ACCR_UTK_SGRP_ID	Char	8	422	429	The submitting group name
ACCR_UTK_SPOE	Char	8	431	438	The port of entry
ACCR_UTK_SPCLASS	Char	8	440	447	Class of the POE Valid values are "TERMINAL", "CONSOLE", "JESINPUT", and "APPCPORT"
ACCR_UTK_USER_ID	Char	8	449	456	User ID associated with the record
ACCR_UTK_GRP_ID	Char	8	458	465	Group name associated with the record
ACCR_UTK_DFT_GRP	Yes/No	4	467	470	Is a default group assigned?
ACCR_UTK_DFT_SECL	Yes/No	4	472	475	Is a default security label assigned?
ACCR_APPC_LINK	Char	16	477	492	Key to link together APPC records
ACCR_AUDIT_CODE	Char	11	494	504	Audit function code
ACCR_OLD_REAL_UID	Integer	10	506	515	Old real z/OS UNIX user identifier (UID)
ACCR_OLD_EFF_UID	Integer	10	517	526	Old effective z/OS UNIX user identifier (UID).
ACCR_OLD_SAVED_UID	Integer	10	528	537	Old saved z/OS UNIX user identifier (UID).
ACCR_OLD_REAL_GID	Integer	10	539	548	Old real z/OS UNIX group identifier (GID).
ACCR_OLD_EFF_GID	Integer	10	550	559	Old effective z/OS UNIX group identifier (GID).
ACCR_OLD_SAVED_GID	Integer	10	561	570	Old saved z/OS UNIX group identifier (GID).
ACCR_PATH_NAME	Char	1023	572	1594	The requested path name
ACCR_FILE1_ID	Char	32	1596	1627	File ID
ACCR_DFLT_PROCESS	Yes/No	4	1629	1632	Default z/OS UNIX security environment in effect.
ACCR_UTK_NETW	Char	8	1634	1641	The port of entry network name.
ACCR_X500_SUBJECT	Char	255	1643	1897	Subject's name associated with this event.
ACCR_X500_ISSUER	Char	255	1899	2153	Issuer's name associated with this event.
ACCR_SERV_POENAME	Char	64	2155	2218	SERVAUTH resource or profile name.
ACCR_CTX_USER	Char	510	2220	2729	Authenticated user name.

Table 135. Format of the access rights record extension (event code 65) (continued)

Field name	Type	Length	Position		Comments
			Start	End	
ACCR_CTX_REG	Char	255	2731	2985	Authenticated user registry name.
ACCR_CTX_HOST	Char	128	2987	3114	Authenticated user host name.
ACCR_CTX_MECH	Char	16	3116	3131	Authenticated user authentication mechanism object identifier (OID).
ACCR_IDID_USER	Char	985	3133	4117	Authenticated distributed user name.
ACCR_IDID_REG	Char	1021	4119	5139	Authenticated distributed user registry name.

Table 136. Event qualifiers for access rights records

Event qualifier	Event qualifier number	Event description
SUCCESS	00	Access rights are passed. There are no failure cases for this event.

The RACDCERT command record extension

Table 137 describes the format of a record that is created by the RACDCERT command.

The event qualifiers that can be associated with the RACDCERT command are shown in Table 138 on page 264.

Table 137. Format of the RACDCERT command extension (event code 66)

Field name	Type	Length	Position		Comments
			Start	End	
RACD_USER_NAME	Char	20	282	301	The name associated with the user ID.
RACD_UTK_ENCR	Yes/No	4	303	306	Is the UTOKEN associated with this user encrypted?
RACD_UTK_PRE19	Yes/No	4	308	311	Is this a pre-1.9 token?
RACD_UTK_VERPROF	Yes/No	4	313	316	Is the VERIFYX propagation flag set?
RACD_UTK_NJEUNUSR	Yes/No	4	318	321	Is this the NJE undefined user?
RACD_UTK_LOGUSR	Yes/No	4	323	326	Is UAUDIT specified for this user?
RACD_UTK_SPECIAL	Yes/No	4	328	331	Is this a SPECIAL user?
RACD_UTK_DEFAULT	Yes/No	4	333	336	Is this a default token?
RACD_UTK_UNKNUSR	Yes/No	4	338	341	Is this an undefined user?
RACD_UTK_ERROR	Yes/No	4	343	346	Is this user token in error?
RACD_UTK_TRUSTED	Yes/No	4	348	351	Is this user a part of the trusted computing base (TCG)?
RACD_UTK_SESSTYPE	Char	8	353	360	The session type of this session.
RACD_UTK_SURROGAT	Yes/No	4	362	365	Is this a surrogate user?
RACD_UTK_REMOTE	Yes/No	4	367	370	Is this a remote job?
RACD_UTK_PRIV	Yes/No	4	372	375	Is this a privileged user ID?
RACD_UTK_SECL	Char	8	377	384	The security label of the user.
RACD_UTK_EXECNODE	Char	8	386	393	The execution node of the work.
RACD_UTK_SUSER_ID	Char	8	395	402	The submitting user ID.
RACD_UTK_SNODE	Char	8	404	411	The submitting node.
RACD_UTK_SGRP_ID	Char	8	413	420	The submitting group name.

Format of unloaded SMF type 80 data

Table 137. Format of the RACDCERT command extension (event code 66) (continued)

Field name	Type	Length	Position		Comments
			Start	End	
RACD_UTK_SPOE	Char	8	422	429	The port of entry.
RACD_UTK_SPCLASS	Char	8	431	438	Class of the POE. Valid values are "TERMINAL", "CONSOLE", "JESINPUT", and "APPCPORT"
RACD_UTK_USER_ID	Char	8	440	447	User ID associated with the record.
RACD_UTK_GRP_ID	Char	8	449	456	Group name associated with the record.
RACD_UTK_DFT_GRP	Yes/No	4	458	461	Is a default group assigned?
RACD_UTK_DFT_SECL	Yes/No	4	463	466	Is a default security label assigned?
RACD_SERIAL_NUMBER	Char	255	468	722	Certificate serial number.
RACD_ISSUERS_DN	Char	255	724	978	Certificate issuer's distinguished name.
RACD_CERT_DS	Char	44	980	1023	Data set name containing the certificate.
RACD_SPECIFIED	Char	1024	1025	2048	The keywords specified.
RACD_UTK_NETW	Char	8	2050	2057	The port of entry network name.
RACD_X500_SUBJECT	Char	255	2059	2313	Subject's name associated with this event.
RACD_X500_ISSUER	Char	255	2315	2569	Issuer's name associated with this event.
RACD_SERV_POENAME	Char	64	2571	2634	SERVAUTH resource or profile name.
RACD_CTX_USER	Char	510	2636	3145	Authenticated user name.
RACD_CTX_REG	Char	255	3147	3401	Authenticated user registry name.
RACD_CTX_HOST	Char	128	3403	3530	Authenticated user host name.
RACD_CTX_MECH	Char	16	3532	3547	Authenticated user authentication mechanism object identifier (OID).
RACD_PKDS_LABEL	Char	64	3549	3612	PKDS label.
RACD_TOKEN	Char	32	3614	3645	Token name.
RACD_IDID_USER	Char	985	3647	4631	Authenticated distributed user name.
RACD_IDID_REG	Char	1021	4633	5653	Authenticated distributed user registry name.

Table 138. Event qualifiers for RACDCERT command records

Event qualifier	Event qualifier number	Event description
SUCCESS	00	Command successful.
INSAUTH	01	Insufficient authority.

The InitACEE record extension

Table 139 describes the format of a record that is created by InitACEE.

The event qualifiers that can be associated with InitACEE records are shown in Table 140 on page 265.

Table 139. Format of the InitACEE record extension (event code 67)

Field name	Type	Length	Position		Comments
			Start	End	
INTA_USER_NAME	Char	20	282	301	The name associated with the user ID.
INTA_UTK_ENCR	Yes/No	4	303	306	Is the UTOKEN associated with this user encrypted?
INTA_UTK_PRE19	Yes/No	4	308	311	Is this a pre-1.9 token?
INTA_UTK_VERPROF	Yes/No	4	313	316	Is the VERIFYX propagation flag set?

Table 139. Format of the InitACEE record extension (event code 67) (continued)

Field name	Type	Length	Position		Comments
			Start	End	
INTA_UTK_NJEUNUSR	Yes/No	4	318	321	Is this the NJE undefined user?
INTA_UTK_LOGUSR	Yes/No	4	323	326	Is UAUDIT specified for this user?
INTA_UTK_SPECIAL	Yes/No	4	328	331	Is this a SPECIAL user?
INTA_UTK_DEFAULT	Yes/No	4	333	336	Is this a default token?
INTA_UTK_UNKNUSR	Yes/No	4	338	341	Is this an undefined user?
INTA_UTK_ERROR	Yes/No	4	343	346	Is this user token in error?
INTA_UTK_TRUSTED	Yes/No	4	348	351	Is this user a part of the trusted computing base (TCB)?
INTA_UTK_SESTYPE	Char	8	353	360	The session type of this session.
INTA_UTK_SURROGAT	Yes/No	4	362	365	Is this a surrogate user?
INTA_UTK_REMOTE	Yes/No	4	367	370	Is this a remote job?
INTA_UTK_PRIV	Yes/No	4	372	375	Is this a privileged user ID?
INTA_UTK_SECL	Char	8	377	384	The security label of the user.
INTA_UTK_EXECNODE	Char	8	386	393	The execution node of the work.
INTA_UTK_SUSER_ID	Char	8	395	402	The submitting user ID.
INTA_UTK_SNODE	Char	8	404	411	The submitting node.
INTA_UTK_SGRP_ID	Char	8	413	420	The submitting group name.
INTA_UTK_SPOE	Char	8	422	429	The port of entry.
INTA_UTK_SPCCLASS	Char	8	431	438	Class of the POE. Valid values are "TERMINAL", "CONSOLE", "JESINPUT", and "APPCPORT"
INTA_UTK_USER_ID	Char	8	440	447	User ID associated with the record.
INTA_UTK_GRP_ID	Char	8	449	456	Group name associated with the record.
INTA_UTK_DFT_GRP	Yes/No	4	458	461	Is a default group assigned?
INTA_UTK_DFT_SECL	Yes/No	4	463	466	Is a default security label assigned?
INTA_SERIAL_NUMBER	Char	255	468	722	Certificate serial number.
INTA_ISSUERS_DN	Char	255	724	978	Certificate issuer's distinguished name.
INTA_UTK_NETW	Char	8	980	987	The port of entry network name.
INTA_X500_SUBJECT	Char	255	989	1243	Subject's name associated with this event.
INTA_X500_ISSUER	Char	255	1245	1499	Issuer's name associated with this event.
INTA_SERVSECL	Char	8	1501	1508	Security label of server.
INTA_SERV_POENAME	Char	64	1510	1573	SERVAUTH resource or profile name.
INTA_CTX_USER	Char	510	1575	2084	Authenticated user name.
INTA_CTX_REG	Char	255	2086	2340	Authenticated user registry name.
INTA_CTX_HOST	Char	128	2342	2469	Authenticated user host name.
INTA_CTX_MECH	Char	16	2471	2486	Authenticated user authentication mechanism object identifier (OID).
INTA_IDID_USER	Char	985	2488	3472	Authenticated distributed user name.
INTA_IDID_REG	Char	1021	3474	4494	Authenticated distributed user registry name.

Table 140. Event qualifiers for InitACEE records

Event qualifier	Event qualifier number	Event description
SUCCSREG	00	Successful certificate registration.
SUCCSDER	01	Successful certificate deregistration.

Format of unloaded SMF type 80 data

Table 140. Event qualifiers for InitACEE records (continued)

Event qualifier	Event qualifier number	Event description
INSAUREG	02	Insufficient authority to register the certificate.
INSAUDER	03	Insufficient authority to unregister the certificate.
NOUSRFND	04	No user ID found for the certificate.
CERNTRS	05	The certificate is not trusted.
SUCCSRCA	06	Successful CERTAUTH certificate registration.
INSAURCA	07	Insufficient authority to register the CERTAUTH certificate.
SECLSRVM	08	Mismatch with server's security label.
CERTRESV	09	A SITE or CERTAUTH certificate was used to authenticate a user.
DIDNOTDF	10	No RACF user ID found for distributed identity.

The Network Authentication Service record extension

Table 141 describes the format of a record that is created by the Network Authentication Service.

The event qualifiers that can be associated with Network Authentication Service records are shown in Table 142.

Table 141. Format of the Network Authentication Service record extension (event code 68)

Field name	Type	Length	Position		Comments
			Start	End	
KTKT_PRINCIPAL	Char	240	282	521	The Kerberos principal name.
KTKT_LOGIN_SOURCE	Char	22	523	544	The Kerberos login request source.
KTKT_KDC_STAT_CODE	Char	10	546	555	The Kerberos KDC status code.

Table 142. Event qualifiers for Network Authentication Service records

Event qualifier	Event qualifier number	Event description
SUCCESS	00	Successful grant of initial Kerberos ticket.
FAILURE	01	Unsuccessful grant of initial Kerberos ticket.

The RPKIGENC record extension

Table 143 describes the format of a record that is created by RPKIGENC.

The event qualifiers that can be associated with RPKIGENC records are shown in Table 144 on page 268.

Table 143. Format of the RPKIGENC record extension (event code 69)

Field name	Type	Length	Position		Comments
			Start	End	
RPKG_LOGSTRING	Char	255	282	536	Logstring parameter.
RPKG_USER_NAME	Char	20	538	557	The name associated with the user ID.
RPKG_UTK_ENCR	Yes/No	4	559	562	Is the UTOKEN associated with this user encrypted?
RPKG_UTK_PRE19	Yes/No	4	564	567	Is this a pre-1.9 token?

Table 143. Format of the RPKIGENC record extension (event code 69) (continued)

Field name	Type	Length	Position		Comments
			Start	End	
RPKG_UTK_VERPROF	Yes/No	4	569	572	Is the VERIFYX propagation?
RPKG_UTK_NJEUNUSR	Yes/No	4	574	577	Is this the NJE undefined user?
RPKG_UTK_LOGUSR	Yes/No	4	579	582	Is UAUDIT specified for this user?
RPKG_UTK_SPECIAL	Yes/No	4	584	587	Is this a SPECIAL user?
RPKG_UTK_DEFAULT	Yes/No	4	589	592	Is this a default token?
RPKG_UTK_UNKNUSR	Yes/No	4	594	597	Is this an undefined user?
RPKG_UTK_ERROR	Yes/No	4	599	602	Is this user token in error?
RPKG_UTK_TRUSTED	Yes/No	4	604	607	Is this user a part of the TCB?
RPKG_UTK_SESSTYPE	Char	8	609	616	The session type of this session.
RPKG_UTK_SURROGAT	Yes/No	4	618	621	Is this a surrogate user?
RPKG_UTK_REMOTE	Yes/No	4	623	626	Is this a remote job?
RPKG_UTK_PRIV	Yes/No	4	628	631	Is this a privileged user ID?
RPKG_UTK_SECL	Char	8	633	640	The security label of the user.
RPKG_UTK_EXECNODE	Char	8	642	649	The execution node of the work.
RPKG_UTK_SUSER_ID	Char	8	651	658	The submitting user ID.
RPKG_UTK_SNODE	Char	8	660	667	The submitting node.
RPKG_UTK_SGRP_ID	Char	8	669	676	The submitting group name.
RPKG_UTK_SPOE	Char	8	678	685	The port of entry.
RPKG_UTK_SPCLASS	Char	8	687	694	Class of the POE.
RPKG_UTK_USER_ID	Char	8	696	703	User ID associated with the record.
RPKG_UTK_GRP_ID	Char	8	705	712	Group name associated with the record.
RPKG_UTK_DFT_GRP	Yes/No	4	714	717	Is a default group assigned?
RPKG_UTK_DFT_SECL	Yes/No	4	719	722	Is a default security label assigned?
RPKG_SERIAL_NUMBER	Char	255	724	978	Certificate serial number.
RPKG_ISSUERS_DN	Char	255	980	1234	Certificate issuer's distinguished name.
RPKG_UTK_NETW	Char	8	1236	1243	The port of entry network name.
RPKG_X500_SUBJECT	Char	255	1245	1499	Subject's name associated with this event.
RPKG_X500_ISSUER	Char	255	1501	1755	Issuer's name associated with this event.
RPKG_KEYUSAGE	Char	64	1757	1820	Requested certificate KeyUsage.
RPKG_NOTBEFOR_DATE	Char	10	1822	1831	Requested certificate NotBefore date.
RPKG_NOTAFTER_DATE	Char	10	1833	1842	Requested certificate NotAfter date.
RPKG_TARGET_USERID	Char	8	1844	1851	IRRSPX00 target user ID.
RPKG_TARGET_LABEL	Char	32	1853	1884	IRRSPX00 target label.
RPKG_SIGNWITH	Char	45	1886	1930	IRRSPX00 SignWith value.
RPKG_SUBJECTS_DN	Char	255	1932	2186	Certificate subject's distinguished name.
RPKG_ALT_IP	Char	64	2188	2251	Requested ALTNAME IP address.
RPKG_ALT_URI	Char	255	2253	2507	Requested ALTNAME URI.
RPKG_ALT_EMAIL	Char	100	2509	2608	Requested ALTNAME EMail.
RPKG_ALT_DOMAIN	Char	100	2610	2709	Requested ALTNAME Domain.
RPKG_CERT_ID	Char	56	2711	2766	IRRSPX00 Certificate ID.
RPKG_HOSTID_MAP	Char	1024	2768	3791	HOSTID mappings extension data.
RPKG_REQUESTOR	Char	32	3793	3824	Requester's name.
RPKG_PASS_PHRASE	Yes/No	4	3826	3829	Requester specified a pass phrase.
RPKG_NOTIFY_EMAIL	Char	64	3831	3894	Email address for notification purposes.

Format of unloaded SMF type 80 data

Table 143. Format of the RPKIGENC record extension (event code 69) (continued)

Field name	Type	Length	Position		Comments
			Start	End	
RPKG_EXTKEYUSAGE	Char	255	3896	4150	Requested Extended KeyUsage.
RPKG_CERTPOLICIES	Char	32	4152	4183	Policies for certificate usage.
RPKG_AUTHINFOACC	Char	1024	4185	5208	AuthorityInfoAccess extension data.
RPKG_CRITICAL	Char	255	5210	5464	Extensions marked critical.
RPKG_SERV_POENAME	Char	64	5466	5529	SERVAUTH resource or profile name.
RPKG_ALT_OTHER	Char	1024	5531	6554	Requested ALTNAME OtherName
RPKG_CA_DOMAIN	Char	8	6556	6563	Domain name of target PKI Services instance
RPKG_CTX_USER	Char	510	6565	7074	Authenticated user name.
RPKG_CTX_REG	Char	255	7076	7330	Authenticated user registry name.
RPKG_CTX_HOST	Char	128	7332	7459	Authenticated user host name.
RPKG_CTX_MECH	Char	16	7461	7476	Authenticated user authentication mechanism object identifier (OID).
RPKG_KEY_SIZE	Char	4	7478	7481	Key size
RPKG_IDID_USER_UTF8	Char	246	7483	7728	Authenticated distributed user name in UTF-8.
RPKG_IDID_USER_EBCDIC	Char	738	7730	8467	Authenticated distributed user name in EBCDIC.
RPKG_IDID_REG_UTF8	Char	255	8469	8723	Authenticated distributed registry name in UTF-8.
RPKG_IDID_REG_EBCDIC	Char	765	8725	9489	Authenticated distributed registry name in EBCDIC.
RPKG_KEY_ALG	Char	10	9491	9500	Key algorithm.
RPKG_CUSTOM_EXT	Char	1024	9502	10525	Customized extension.
RPKG_RECORD_LINK	Char	32	10527	10558	Field to link audit records together.

Table 144. Event qualifiers for RPKIGENC records

Event qualifier	Event qualifier number	Event description
SUCCESS	00	Successful certificate GENCERT request.
INSAUTH	01	Unsuccessful certificate GENCERT request because of insufficient authority.
SUCCSRQC	02	Successful certificate REQCERT request.
IAUTHRQC	03	Unsuccessful certificate REQCERT request because of insufficient authority.
SUCCSGNR	04	Successful certificate GENRENEW request.
IAUTHGNR	05	Unsuccessful certificate GENRENEW request because of insufficient authority.
SUCCSRQR	06	Successful certificate REQRENEW request.
IAUTHRQR	07	Unsuccessful certificate REQRENEW request because of insufficient authority.
SUCCSPRG	08	Successful PREREGISTER request.
IAUTHPRG	09	Insufficient authority for PREREGISTER

The RPKIEXPT record extension

Table 145 on page 269 describes the format of a record that is created by RPKIEXPT.

Format of unloaded SMF type 80 data

The event qualifiers that can be associated with RPKIEXPT records are shown in Table 146 on page 270.

Table 145. Format of the RPKIEXPT record extension (event code 70)

Field name	Type	Length	Position		Comments
			Start	End	
RPKE_LOGSTRING	Char	255	282	536	Logstring parameter.
RPKE_USER_NAME	Char	20	538	557	The name associated with the user ID.
RPKE_UTK_ENCR	Yes/No	4	559	562	Is the UTOKEN associated with this user encrypted?
RPKE_UTK_PRE19	Yes/No	4	564	567	Is this a pre-1.9 token?
RPKE_UTK_VERPROF	Yes/No	4	569	572	Is the VERIFYX propagation.
RPKE_UTK_NJEUNUSR	Yes/No	4	574	577	Is this the NJE undefined user?
RPKE_UTK_LOGUSR	Yes/No	4	579	582	Is UAUDIT specified for this user?
RPKE_UTK_SPECIAL	Yes/No	4	584	587	Is this a SPECIAL user?
RPKE_UTK_DEFAULT	Yes/No	4	589	592	Is this a default token?
RPKE_UTK_UNKNUSR	Yes/No	4	594	597	Is this an undefined user?
RPKE_UTK_ERROR	Yes/No	4	599	602	Is this user token in error?
RPKE_UTK_TRUSTED	Yes/No	4	604	607	Is this user a part of the TCB?
RPKE_UTK_SESTYPE	Char	8	609	616	The session type of this session.
RPKE_UTK_SURROGAT	Yes/No	4	618	621	Is this a surrogate user?
RPKE_UTK_REMOTE	Yes/No	4	623	626	Is this a remote job?
RPKE_UTK_PRIV	Yes/No	4	628	631	Is this a privileged user ID?
RPKE_UTK_SECL	Char	8	633	640	The security label of the user.
RPKE_UTK_EXECNODE	Char	8	642	649	The execution node of the work.
RPKE_UTK_SUSER_ID	Char	8	651	658	The submitting user ID.
RPKE_UTK_SNODE	Char	8	660	667	The submitting node.
RPKE_UTK_SGRP_ID	Char	8	669	676	The submitting group name.
RPKE_UTK_SPOE	Char	8	678	685	The port of entry.
RPKE_UTK_SPCLASS	Char	8	687	694	Class of the POE.
RPKE_UTK_USER_ID	Char	8	696	703	User ID associated with the record.
RPKE_UTK_GRP_ID	Char	8	705	712	Group name associated with the record.
RPKE_UTK_DFT_GRP	Yes/No	4	714	717	Is a default group assigned?
RPKE_UTK_DFT_SECL	Yes/No	4	719	722	Is a default security label assigned?
RPKE_UTK_NETW	Char	8	724	731	The port of entry network name.
RPKE_X500_SUBJECT	Char	255	733	987	Subject's name associated with this event.
RPKE_X500_ISSUER	Char	255	989	1243	Issuer's name associated with this event.
RPKE_TARGET_USERID	Char	8	1245	1252	IRRSPX00 target user ID.
RPKE_TARGET_LABEL	Char	32	1254	1285	IRRSPX00 target label.
RPKE_CERT_ID	Char	56	1287	1342	IRRSPX00 certificate ID.
RPKE_PASS_PHRASE	Yes/No	4	1344	1347	Requestor specified a pass phrase.
RPKE_SERV_POENAME	Char	64	1349	1412	SERVAUTH resource or profile name.
RPKE_CA_DOMAIN	Char	8	1414	1421	Domain name of target PKI Services instance.
RPKE_CTX_USER	Char	510	1423	1932	Authenticated user name.
RPKE_CTX_REG	Char	255	1934	2188	Authenticated user registry name.
RPKE_CTX_HOST	Char	128	2190	2317	Authenticated user host name.
RPKE_CTX_MECH	Char	16	2319	2334	Authenticated user authentication mechanism object identifier (OID).

Format of unloaded SMF type 80 data

Table 145. Format of the RPKIEXPT record extension (event code 70) (continued)

Field name	Type	Length	Position		Comments
			Start	End	
RPKE_KEY_ID	Char	40	2336	2375	Hash of the public key generated by PKI Services.
RPKE_IDID_USER	Char	985	2377	3361	Authenticated distributed user name.
RPKE_IDID_REG	Char	1021	3363	4383	Authenticated distributed user registry name.

Table 146. Event qualifiers for RPKIEXPT records

Event qualifier	Event qualifier number	Event description
SUCCESS	00	Successful certificate EXPORT request.
INSAUTH	01	Unsuccessful certificate EXPORT request because of insufficient authority.
INCORPHR	02	Incorrect pass phrase specified for EXPORT.

The Policy Director Authorization Services record extension

Table 147 describes the format of a record that is created for Policy Director Authorization Services.

The event qualifiers that can be associated with Policy Director Authorization Services records are shown in Table 148.

Table 147. Format of Policy Director Authorization Services record extension (event code 71)

Field name	Type	Length	Position		Comments
			Start	End	
PDAC_OBJECT	Char	4096	282	4377	The Policy Director Authorization Services protected object.
PDAC_REQ_PERMS	Char	1024	4379	5402	The requested Policy Director Authorization Services permissions.
PDAC_HOST_USERID	Char	8	5404	5411	The Policy Director Authorization Services principal user ID.
PDAC_PRINCIPAL	Char	36	5413	5448	The Policy Director Authorization Services principal ID string.
PDAC_QOP	Integer	10	5450	5459	The Policy Director Authorization Services quality of protection value.
PDAC_CRED_TYPE	Char	30	5461	5490	The Policy Director Authorization Services credential type. The valid types are: "UNAUTHENTICATED" and "AUTHENTICATED"

Table 148. Event qualifiers for Policy Director Authorization Services records

Event qualifier	Event qualifier number	Event description
AUTH	00	Authorized to access protected object.
UNAUTHW	01	Not authorized to access protected object but permitted because of warning mode.
INSTRAVW	02	Not authorized to access protected object because of insufficient traverse authority but permitted because of warning mode.

Table 148. Event qualifiers for Policy Director Authorization Services records (continued)

Event qualifier	Event qualifier number	Event description
TODW	03	Not authorized to access protected object because of time-of-day check but permitted because of warning mode.
UNAUTH	04	Not authorized to access protected object.
INSTRAV	05	Not authorized to access protected object because of insufficient traverse authority.
TOD	06	Not authorized to access protected object because of time-of-day check.

The RPKIREAD record extension

Table 149 describes the format of a record that is created by RPKIREAD.

The event qualifiers that can be associated with RPKIREAD records are shown in Table 150 on page 272.

Table 149. Format of the RPKIREAD record extension (event code 72)

Field name	Type	Length	Position		Comments
			Start	End	
RPKR_APPL	Char	8	282	289	Logstring parameter.
RPKR_LOGSTRING	Char	255	291	545	Logstring parameter.
RPKR_USER_NAME	Char	20	547	566	The name associated with the user ID.
RPKR_UTK_ENCR	Yes/No	4	568	571	Is the UTOKEN associated with this user encrypted?
RPKR_UTK_PRE19	Yes/No	4	573	576	Is this a pre-1.9 token?
RPKR_UTK_VERPROF	Yes/No	4	578	581	Is the VERIFYX propagation?
RPKR_UTK_NJEUNUSR	Yes/No	4	583	586	Is this the NJE undefined user?
RPKR_UTK_LOGUSR	Yes/No	4	588	591	Is UAUDIT specified for this user?
RPKR_UTK_SPECIAL	Yes/No	4	593	596	Is this a SPECIAL user?
RPKR_UTK_DEFAULT	Yes/No	4	598	601	Is this a default token?
RPKR_UTK_UNKNUSR	Yes/No	4	603	606	Is this an undefined user?
RPKR_UTK_ERROR	Yes/No	4	608	611	Is this user token in error?
RPKR_UTK_TRUSTED	Yes/No	4	613	616	Is this user a part of the TCB?
RPKR_UTK_SESSTYPE	Char	8	618	625	The session type of this session.
RPKR_UTK_SURROGAT	Yes/No	4	627	630	Is this a surrogate user?
RPKR_UTK_REMOTE	Yes/No	4	632	635	Is this a remote job?
RPKR_UTK_PRIV	Yes/No	4	637	640	Is this a privileged user ID?
RPKR_UTK_SECL	Char	8	642	649	The security label of the user.
RPKR_UTK_EXECNODE	Char	8	651	658	The execution node of the work.
RPKR_UTK_SUSER_ID	Char	8	660	667	The submitting user ID.
RPKR_UTK_SNODE	Char	8	669	676	The submitting node.
RPKR_UTK_SGRP_ID	Char	8	678	685	The submitting group name.
RPKR_UTK_SPOE	Char	8	687	694	The port of entry.
RPKR_UTK_SPCLASS	Char	8	696	703	Class of the POE.
RPKR_UTK_USER_ID	Char	8	705	712	User ID associated with the record.
RPKR_UTK_GRP_ID	Char	8	714	721	Group name associated with the record.
RPKR_UTK_DFT_GRP	Yes/No	4	723	726	Is a default group assigned?

Format of unloaded SMF type 80 data

Table 149. Format of the RPKIREAD record extension (event code 72) (continued)

Field name	Type	Length	Position		Comments
			Start	End	
RPKR_UTK_DFT_SECL	Yes/No	4	728	731	Is a default security label assigned?
RPKR_SERIAL_NUMBER	Char	255	733	987	Certificate serial number.
RPKR_ISSUERS_DN	Char	255	989	1243	Certificate issuer's distinguished name.
RPKR_UTK_NETW	Char	8	1245	1252	The port of entry network name.
RPKR_X500_SUBJECT	Char	255	1254	1508	Subject's name associated with this event.
RPKR_X500_ISSUER	Char	255	1510	1764	Issuer's name associated with this event.
RPKR_KEYUSAGE	Char	64	1766	1829	Requested certificate KeyUsage.
RPKR_NOTBEFOR_DATE	Char	10	1831	1840	Requested certificate NotBefore date.
RPKR_NOTAFTER_DATE	Char	10	1842	1851	Requested certificate NotAfter date.
RPKR_SUBJECTS_DN	Char	255	1853	2107	Certificate subject's distinguished name.
RPKR_CERT_ID	Char	56	2109	2164	IRRSXP00 Certificate ID.
RPKR_REQUESTOR	Char	32	2166	2197	Requester's name.
RPKR_STATUS	Char	32	2199	2230	Requester certificate status.
RPKR_CREATION_DATE	Char	10	2232	2241	Requester certificate creation date (YYYY/MM/DD).
RPKR_LAST_MOD_DATE	Char	10	2243	2252	Requester certificate last modification date (YYYY/MM/DD).
RPKR_PREV_SERIAL	Char	255	2254	2508	Requester's previous serial number.
RPKR_NOTIFY_EMAIL	Char	64	2510	2573	Email address for notification purposes.
RPKR_EXTKEYUSAG	Char	255	2575	2829	Requested Extended KeyUsage.
RPKR_SERV_POENAME	Char	64	2831	2894	SERVAUTH resource or profile name.
RPKR_CA_DOMAIN	Char	8	2896	2903	Domain name of target PKI Services instance.
RPKR_CTX_USER	Char	510	2905	3414	Authenticated user name.
RPKR_CTX_REG	Char	255	3416	3670	Authenticated user registry name.
RPKR_CTX_HOST	Char	128	3672	3799	Authenticated user host name.
RPKR_CTX_MECH	Char	16	3801	3816	Authenticated user authentication mechanism object identifier (OID).
RPKR_KEY_ID	Char	40	3818	3857	Hash of the public key generated by PKI Services.
RPKR_IDID_USER	Char	985	3859	4843	Authenticated distributed user name.
RPKR_IDID_REG	Char	1021	4845	5865	Authenticated distributed user registry name.
RPKR_KEY_SIZE	Char	4	5867	5870	Key size
RPKR_KEY_ALG	Char	10	5872	5881	Key algorithm
RPKR_SIGN_ALG	Char	32	5883	5914	Signing algorithm of a certificate request or a certificate
RPKR_APPROVAL_REQ	Integer	2	5916	5917	Number of approvals required for the request
RPKR_APPROVAL_CNT	Integer	2	5919	5920	Count of approvals performed

Table 150. Event qualifiers for RPKIREAD records

Event qualifier	Event qualifier number	Event description
SUCCESS	00	Successful admin QUERY or DETAILS request.
INSAUTH	01	Unsuccessful certificate admin QUERY or DETAILS request because of insufficient authority.
SUCCSVFY	02	Successful certificate VERIFY request.

Table 150. Event qualifiers for RPKIREAD records (continued)

Event qualifier	Event qualifier number	Event description
IAUTHVIFY	03	Unsuccessful certificate VERIFY request because of insufficient authority.
INCORCRT	04	Incorrect VERIFY certificate, no record found for this certificate.

The RPKIUPDR record extension

Table 151 describes the format of a record that is created by RPKIUPDR.

The event qualifiers that can be associated with RPKIUPDR records are shown in Table 152 on page 274.

Table 151. Format of the RPKIUPDR record extension (event code 73)

Field name	Type	Length	Position		Comments
			Start	End	
RPKU_LOGSTRING	Char	255	282	536	Logstring parameter.
RPKU_USER_NAME	Char	20	538	557	The name associated with the user ID.
RPKU_UTK_ENCR	Yes/No	4	559	562	Is the UTOKEN associated with this user encrypted?
RPKU_UTK_PRE19	Yes/No	4	564	567	Is this a pre-1.9 token?
RPKU_UTK_VERPROF	Yes/No	4	569	572	Is the VERIFYX propagation?
RPKU_UTK_NJEUNUSR	Yes/No	4	574	577	Is this the NJE undefined user?
RPKU_UTK_LOGUSR	Yes/No	4	579	582	Is UAUDIT specified for this user?
RPKU_UTK_SPECIAL	Yes/No	4	584	587	Is this a SPECIAL user?
RPKU_UTK_DEFAULT	Yes/No	4	589	592	Is this a default token?
RPKU_UTK_UNKNUSR	Yes/No	4	594	597	Is this an undefined user?
RPKU_UTK_ERROR	Yes/No	4	599	602	Is this user token in error?
RPKU_UTK_TRUSTED	Yes/No	4	604	607	Is this user a part of the TCB?
RPKU_UTK_SESSTYPE	Char	8	609	616	The session type of this session.
RPKU_UTK_SURROGAT	Yes/No	4	618	621	Is this a surrogate user?
RPKU_UTK_REMOTE	Yes/No	4	623	626	Is this a remote job?
RPKU_UTK_PRIV	Yes/No	4	628	631	Is this a privileged user ID?
RPKU_UTK_SECL	Char	8	633	640	The security label of the user.
RPKU_UTK_EXECNODE	Char	8	642	649	The execution node of the work.
RPKU_UTK_SUSER_ID	Char	8	651	658	The submitting user ID.
RPKU_UTK_SNODE	Char	8	660	667	The submitting node.
RPKU_UTK_SGRP_ID	Char	8	669	676	The submitting group name.
RPKU_UTK_SPOE	Char	8	678	685	The port of entry.
RPKU_UTK_SPCLASS	Char	8	687	694	Class of the POE.
RPKU_UTK_USER_ID	Char	8	696	703	User ID associated with the record.
RPKU_UTK_GRP_ID	Char	8	705	712	Group name associated with the record.
RPKU_UTK_DFT_GRP	Yes/No	4	714	717	Is a default group assigned?
RPKU_UTK_DFT_SECL	Yes/No	4	719	722	Is a default security label assigned?
RPKU_UTK_NETW	Char	8	724	731	The port of entry network name.
RPKU_X500_SUBJECT	Char	255	733	987	Subject's name associated with this event.
RPKU_X500_ISSUER	Char	255	989	1243	Issuer's name associated with this event.

Format of unloaded SMF type 80 data

Table 151. Format of the RPKIUPDR record extension (event code 73) (continued)

Field name	Type	Length	Position		Comments
			Start	End	
RPKU_KEYUSAGE	Char	64	1245	1308	Requested certificate KeyUsage.
RPKU_NOTBEFOR_DATE	Char	10	1310	1319	Requested certificate NotBefore date.
RPKU_NOTAFTER_DATE	Char	10	1321	1330	Requested certificate NotAfter date.
RPKU_SUBJECTS_DN	Char	255	1332	1586	Certificate subject's distinguished name.
RPKU_ALT_IP	Char	64	1588	1651	Requested ALTNAME IP address.
RPKU_ALT_URI	Char	255	1653	1907	Requested ALTNAME URI.
RPKU_ALT_EMAIL	Char	100	1909	2008	Requested ALTNAME EMail.
RPKU_ALT_DOMAIN	Char	100	2010	2109	Requested ALTNAME Domain.
RPKU_CERT_ID	Char	56	2111	2166	IRRSPX00 Certificate ID.
RPKU_HOSTID_MAP	Char	1024	2168	3191	HOSTID mappings extension data.
RPKU_ACTION	Char	16	3193	3208	Action taken against certificate request.
RPKU_ACTION_COM	Char	64	3210	3273	Comment for the action on the certificate request.
RPKU_EXTKEYUSAGE	Char	255	3275	3529	Requested Extended KeyUsage.
RPKU_CERTPOLICIES	Char	32	3531	3562	Policies for certificate usage.
RPKU_AUTHINFOACC	Char	1024	3564	4587	AuthorityInfoAccess extension data.
RPKU_CRITICAL	Char	255	4589	4843	Extensions marked critical.
RPKU_SERV_POENAME	Char	64	4845	4908	SERVAUTH resource or profile name.
RPKU_ALT_OTHER	Char	1024	4910	5933	Requested ALTNAME OtherName.
RPKU_CA_DOMAIN	Char	8	5935	5942	Domain name of target PKI Services instance.
RPKU_CTX_USER	Char	510	5944	6453	Authenticated user name.
RPKU_CTX_REG	Char	255	6455	6709	Authenticated user registry name.
RPKU_CTX_HOST	Char	128	6711	6838	Authenticated user host name.
RPKU_CTX_MECH	Char	16	6840	6855	Authenticated user authentication mechanism object identifier (OID).
RPKU_IDID_USER_UTF8	Char	246	6857	7102	Authenticated distributed user name in UTF-8.
RPKU_IDID_USER_EBCDIC	Char	738	7104	7841	Authenticated distributed user name in EBCDIC.
RPKU_IDID_REG_UTF8	Char	255	7843	8097	Authenticated distributed registry name in UTF-8.
RPKU_IDID_REG_EBCDIC	Char	765	8099	8863	Authenticated distributed registry name in EBCDIC.
RPKU_CUSTOM_EXT	Char	1024	8865	9888	Customized extension.
RPKU_RECORD_LINK	Char	32	9890	9921	Field to link audit records together.

Table 152. Event qualifiers for RPKIUPDR records

Event qualifier	Event qualifier number	Event description
SUCCESS	00	Successful admin UPDATEREQ request.
INSAUTH	01	Unsuccessful admin UPDATEREQ request because of insufficient authority.

The RPKIUPDC record extension

Table 153 on page 275 describes the format of a record that is created by RPKIUPDC.

Format of unloaded SMF type 80 data

The event qualifiers that can be associated with RPKIUPDC records are shown in Table 154 on page 276.

Table 153. Format of the RPKIUPDC record extension (event code 74)

Field name	Type	Length	Position		Comments
			Start	End	
RPKC_LOGSTRING	Char	255	282	536	Logstring parameter.
RPKC_USER_NAME	Char	20	538	557	The name associated with the user ID.
RPKC_UTK_ENCR	Yes/No	4	559	562	Is the UTOKEN associated with this user encrypted?
RPKC_UTK_PRE19	Yes/No	4	564	567	Is this a pre-1.9 token?
RPKC_UTK_VERPROF	Yes/No	4	569	572	Is the VERIFYX propagation?
RPKC_UTK_NJEUNUSR	Yes/No	4	574	577	Is this the NJE undefined user?
RPKC_UTK_LOGUSR	Yes/No	4	579	582	Is UAUDIT specified for this user?
RPKC_UTK_SPECIAL	Yes/No	4	584	587	Is this a SPECIAL user?
RPKC_UTK_DEFAULT	Yes/No	4	589	592	Is this a default token?
RPKC_UTK_UNKNUSR	Yes/No	4	594	597	Is this an undefined user?
RPKC_UTK_ERROR	Yes/No	4	599	602	Is this user token in error?
RPKC_UTK_TRUSTED	Yes/No	4	604	607	Is this user a part of the TCB?
RPKC_UTK_SESTYPE	Char	8	609	616	The session type of this session.
RPKC_UTK_SURROGAT	Yes/No	4	618	621	Is this a surrogate user?
RPKC_UTK_REMOTE	Yes/No	4	623	626	Is this a remote job?
RPKC_UTK_PRIV	Yes/No	4	628	631	Is this a privileged user ID?
RPKC_UTK_SECL	Char	8	633	640	The security label of the user.
RPKC_UTK_EXECNODE	Char	8	642	649	The execution node of the work.
RPKC_UTK_SUSER_ID	Char	8	651	658	The submitting user ID.
RPKC_UTK_SNODE	Char	8	660	667	The submitting node.
RPKC_UTK_SGRP_ID	Char	8	669	676	The submitting group name.
RPKC_UTK_SPOE	Char	8	678	685	The port of entry.
RPKC_UTK_SPCLASS	Char	8	687	694	Class of the POE.
RPKC_UTK_USER_ID	Char	8	696	703	User ID associated with the record.
RPKC_UTK_GRP_ID	Char	8	705	712	Group name associated with the record.
RPKC_UTK_DFT_GRP	Yes/No	4	714	717	Is a default group assigned?
RPKC_UTK_DFT_SECL	Yes/No	4	719	722	Is a default security label assigned?
RPKC_SERIAL_NUMBER	Char	255	724	978	Certificate serial number.
RPKC_UTK_NETW	Char	8	980	987	The port of entry network name.
RPKC_X500_SUBJECT	Char	255	989	1243	Subject's name associated with this event.
RPKC_X500_ISSUER	Char	255	1245	1499	Issuer's name associated with this event.
RPKC_ACTION	Char	16	1501	1516	Action taken against certificate request.
RPKC_ACTION_COM	Char	64	1518	1581	Comment for the certificate request.
RPKC_REVOKE_RSN	Char	32	1583	1614	Reason for certificate revocation.
RPKC_SERV_POENAME	Char	64	1616	1679	SERVAUTH resource or profile name.
RPKC_CA_DOMAIN	Char	8	1681	1688	Domain name of target PKI Services instance.
RPKC_CTX_USER	Char	510	1690	2199	Authenticated user name.
RPKC_CTX_REG	Char	255	2201	2455	Authenticated user registry name.
RPKC_CTX_HOST	Char	128	2457	2584	Authenticated user host name.
RPKC_CTX_MECH	Char	16	2586	2601	Authenticated user authentication mechanism object identifier (OID).

Format of unloaded SMF type 80 data

Table 153. Format of the RPKIUPDC record extension (event code 74) (continued)

Field name	Type	Length	Position		Comments
			Start	End	
RPKC_REQUESTOR_EMAIL	Char	32	2603	2634	New email address of the requester.
RPKC_IDID_USER	Char	985	2636	3620	Authenticated distributed user name.
RPKC_IDID_REG	Char	1021	3622	4642	Authenticated distributed user registry name.

Table 154. Event qualifiers for RPKIUPDC records

Event qualifier	Event qualifier number	Event description
SUCCESS	00	Successful admin UPDATECERT request.
INSAUTH	01	Unsuccessful admin UPDATECERT request because of insufficient authority.
SUCCESSRVK	02	Successful certificate REVOKE request.
IAUTHRVK	03	Unsuccessful certificate REVOKE request because of insufficient authority.

The SETFACL record extension

Table 155 describes the format of a record that is created by adding, modifying, or deleting an access control list entry of a z/OS UNIX file.

The event qualifiers that can be associated with an access control list modification event are shown in Table 156 on page 278.

Table 155. Format of the SETFACL record extension (event code 75)

Field name	Type	Length	Position		Comments
			Start	End	
SACL_CLASS	Char	8	282	289	Class name.
SACL_USER_NAME	Char	20	291	310	The name associated with the user ID.
SACL_UTK_ENCR	Yes/No	4	312	315	Is the UTOKEN associated with this user encrypted?
SACL_UTK_PRE19	Yes/No	4	317	320	Is this a pre-1.9 token?
SACL_UTK_VERPROF	Yes/No	4	322	325	Is the VERIFYX propagation flag set?
SACL_UTK_NJEUNUSR	Yes/No	4	327	330	Is this the NJE undefined user?
SACL_UTK_LOGUSR	Yes/No	4	332	335	Is UAUDIT specified for this user?
SACL_UTK_SPECIAL	Yes/No	4	337	340	Is this a SPECIAL user?
SACL_UTK_DEFAULT	Yes/No	4	342	345	Is this a default token?
SACL_UTK_UNKNUSR	Yes/No	4	347	350	Is this an undefined user?
SACL_UTK_ERROR	Yes/No	4	352	355	Is this user token in error?
SACL_UTK_TRUSTED	Yes/No	4	357	360	Is this user a part of the trusted computing base (TCB)?
SACL_UTK_SESSTYPE	Char	8	362	369	The session type of this session.
SACL_UTK_SURROGAT	Yes/No	4	371	374	Is this a surrogate user?
SACL_UTK_REMOTE	Yes/No	4	376	379	Is this a remote job?
SACL_UTK_PRIV	Yes/No	4	381	384	Is this a privileged user ID?
SACL_UTK_SECL	Char	8	386	393	The security label of the user.
SACL_UTK_EXECNODE	Char	8	395	402	The execution node of the work.
SACL_UTK_SUSER_ID	Char	8	404	411	The submitting user ID.

Table 155. Format of the SETFACL record extension (event code 75) (continued)

Field name	Type	Length	Position		Comments
			Start	End	
SACL_UTK_SNODE	Char	8	413	420	The submitting node.
SACL_UTK_SGRP_ID	Char	8	422	429	The submitting group name.
SACL_UTK_SPOE	Char	8	431	438	The port of entry.
SACL_UTK_SPCLASS	Char	8	440	447	Class of the POE. Valid values are "TERMINAL", "CONSOLE", "JESINPUT", and "APPCPORT".
SACL_UTK_USER_ID	Char	8	449	456	User ID associated with the record.
SACL_UTK_GRP_ID	Char	8	458	465	Group name associated with the record.
SACL_UTK_DFT_GRP	Yes/No	4	467	470	Is a default group assigned?
SACL_UTK_DFT_SECL	Yes/No	4	472	475	Is a default security label assigned?
SACL_APPC_LINK	Char	16	477	492	Key to link together APPC records.
SACL_AUDIT_CODE	Char	11	494	504	Audit function code.
SACL_OLD_REAL_UID	Integer	10	506	515	Old real z/OS UNIX user identifier (UID).
SACL_OLD_EFF_UID	Integer	10	517	526	Old effective z/OS UNIX user identifier (UID).
SACL_OLD_SAVED_UID	Integer	10	528	537	Old saved z/OS UNIX user identifier (UID).
SACL_OLD_REAL_GID	Integer	10	539	548	Old real z/OS UNIX group identifier (GID).
SACL_OLD_EFF_GID	Integer	10	550	559	Old effective z/OS UNIX group identifier (GID).
SACL_OLD_SAVED_GID	Integer	10	561	570	Old saved z/OS UNIX group identifier (GID).
SACL_PATH_NAME	Char	1023	572	1594	The requested path name.
SACL_FILE_ID	Char	32	1596	1627	File ID.
SACL_FILE_OWN_UID	Integer	10	1629	1638	The owner z/OS UNIX user identifier (UID) associated with the file.
SACL_FILE_OWN_GID	Integer	10	1640	1649	The owner z/OS UNIX group identifier (GID) associated with the file.
SACL_FILEPOOL	Char	8	1651	1658	SFS filepool containing the BFS file.
SACL_FILESPEACE	Char	8	1660	1667	SFS filespace containing the BFS file.
SACL_INODE	Integer	10	1669	1678	Inode (file serial number)
SACL_SCID	Integer	10	1680	1689	File SCID
SACL_DCE_LINK	Char	16	1691	1706	Link to connect DCE records that originate from a DCE request
SACL_AUTH_TYPE	Char	13	1708	1720	Defines the type of request. Valid values are: "SERVER", "AUTH_CLIENT", and "UNAUTH_CLIENT".
SACL_DFLT_PROCESS	Yes/No	4	1722	1725	Default z/OS UNIX security environment in effect
SACL_UTK_NETW	Char	8	1727	1734	Port of entry network name
SACL_X500_SUBJECT	Char	255	1736	1990	Subject's name associated with this request.
SACL_X500_ISSUER	Char	255	1992	2246	Issuer's name associated with this request
SACL_ACL_TYPE	Char	8	2248	2255	What type of ACL is this? Valid values are "ACCESS", "FILEMOD", and "DIRMOD".
SACL_OPTYPE	Char	8	2257	2264	ACL entry operation. Valid values are "ADD", "MODIFY", and "DELETE".
SACL_ENTRY_TYPE	Char	3	2266	2268	ACL entry type. Valid values are "UID" and "GID".
SACL_ENTRY_ID	Integer	10	2270	2279	UID or GID value in the ACL entry.
SACL_OLD_READ	Yes/No	4	2281	2284	Was the READ bit on for this entry? (blank when SACL_OPTYPE is ADD)
SACL_OLD_WRITE	Yes/No	4	2286	2289	Was the WRITE bit on for this entry? (blank when SACL_OPTYPE is ADD)

Format of unloaded SMF type 80 data

Table 155. Format of the SETFACL record extension (event code 75) (continued)

Field name	Type	Length	Position		Comments
			Start	End	
SACL_OLD_EXECUTE	Yes/No	4	2291	2294	Was the EXECUTE bit on for this entry? (blank when SACL_OPTYPE is ADD)
SACL_NEW_READ	Yes/No	4	2296	2299	Was the READ bit on for this entry? (blank when SACL_OPTYPE is DELETE)
SACL_NEW_WRITE	Yes/No	4	2301	2304	Was the WRITE bit on for this entry? (blank when SACL_OPTYPE is DELETE)
SACL_NEW_EXECUTE	Yes/No	4	2306	2309	Was the EXECUTE bit on for this entry? (blank when SACL_OPTYPE is DELETE)
SACL_SECL	Char	8	2311	2318	Security label of the resource.
SACL_SERV_POENAME	Char	64	2320	2383	SERVAUTH resource or profile name.
SACL_CTX_USER	Char	510	2385	2894	Authenticated user name.
SACL_CTX_REG	Char	255	2896	3150	Authenticated user registry name.
SACL_CTX_HOST	Char	128	3152	3279	Authenticated user host name.
SACL_CTX_MECH	Char	16	3281	3296	Authenticated user authentication mechanism object identifier (OID).
SACL_IDID_USER	Char	985	3298	4282	Authenticated distributed user name.
SACL_IDID_REG	Char	1021	4284	5304	Authenticated distributed user registry name.

Table 156. Event qualifiers for SETFACL records

Event qualifier	Event qualifier number	Event description
SUCCESS	00	ACL entry added, modified, or deleted.
INSAUTH	01	Caller does not have authority to change ACL of the specified file.
INSSECL	02	Insufficient security label.

The DELFACL record extension

Table 157 describes the format of a record that is created by deleting an access control list of a z/OS UNIX file.

The event qualifiers that can be associated with an access control list deletion event are shown in Table 158 on page 280.

Table 157. Format of the DELFACL record extension (event code 76)

Field name	Type	Length	Position		Comments
			Start	End	
DACL_CLASS	Char	8	282	289	Class name.
DACL_USER_NAME	Char	20	291	310	The name associated with the user ID.
DACL_UTK_ENCR	Yes/No	4	312	315	Is the UTOKEN associated with this user encrypted?
DACL_UTK_PRE19	Yes/No	4	317	320	Is this a pre-1.9 token?
DACL_UTK_VERPROF	Yes/No	4	322	325	Is the VERIFYX propagation flag set?
DACL_UTK_NJEUNUSR	Yes/No	4	327	330	Is this the NJE undefined user?
DACL_UTK_LOGUSR	Yes/No	4	332	335	Is UAUDIT specified for this user?
DACL_UTK_SPECIAL	Yes/No	4	337	340	Is this a SPECIAL user?
DACL_UTK_DEFAULT	Yes/No	4	342	345	Is this a default token?

Table 157. Format of the DELFACL record extension (event code 76) (continued)

Field name	Type	Length	Position		Comments
			Start	End	
DACL_UTK_UNKNUSR	Yes/No	4	347	350	Is this an undefined user?
DACL_UTK_ERROR	Yes/No	4	352	355	Is this user token in error?
DACL_UTK_TRUSTED	Yes/No	4	357	360	Is this user a part of the trusted computing base (TCB)?
DACL_UTK_SESTYPE	Char	8	362	369	The session type of this session.
DACL_UTK_SURROGAT	Yes/No	4	371	374	Is this a surrogate user?
DACL_UTK_REMOTE	Yes/No	4	376	379	Is this a remote job?
DACL_UTK_PRIV	Yes/No	4	381	384	Is this a privileged user ID?
DACL_UTK_SECL	Char	8	386	393	The security label of the user.
DACL_UTK_EXECNODE	Char	8	395	402	The execution node of the work.
DACL_UTK_SUSER_ID	Char	8	404	411	The submitting user ID.
DACL_UTK_SNODE	Char	8	413	420	The submitting node.
DACL_UTK_SGRP_ID	Char	8	422	429	The submitting group name.
DACL_UTK_SPOE	Char	8	431	438	The port of entry.
DACL_UTK_SPCLASS	Char	8	440	447	Class of the POE. Valid values are "TERMINAL", "CONSOLE", "JESINPUT", and "APPCPORT".
DACL_UTK_USER_ID	Char	8	449	456	User ID associated with the record.
DACL_UTK_GRP_ID	Char	8	458	465	Group name associated with the record.
DACL_UTK_DFT_GRP	Yes/No	4	467	470	Is a default group assigned?
DACL_UTK_DFT_SECL	Yes/No	4	472	475	Is a default security label assigned?
DACL_APPC_LINK	Char	16	477	492	Key to link together APPC records.
DACL_AUDIT_CODE	Char	11	494	504	Audit function code.
DACL_OLD_REAL_UID	Integer	10	506	515	Old real z/OS UNIX user identifier (UID).
DACL_OLD_EFF_UID	Integer	10	517	526	Old effective z/OS UNIX user identifier (UID).
DACL_OLD_SAVED_UID	Integer	10	528	537	Old saved z/OS UNIX user identifier (UID).
DACL_OLD_REAL_GID	Integer	10	539	548	Old real z/OS UNIX group identifier (GID).
DACL_OLD_EFF_GID	Integer	10	550	559	Old effective z/OS UNIX group identifier (GID).
DACL_OLD_SAVED_GID	Integer	10	561	570	Old saved z/OS UNIX group identifier (GID).
DACL_PATH_NAME	Char	1023	572	1594	The requested path name.
DACL_FILE_ID	Char	32	1596	1627	File ID.
DACL_FILE_OWN_UID	Integer	10	1629	1638	The owner z/OS UNIX user identifier (UID) associated with the file.
DACL_FILE_OWN_GID	Integer	10	1640	1649	The owner z/OS UNIX group identifier (GID) associated with the file.
DACL_FILEPOOL	Char	8	1651	1658	SFS filepool containing the BFS file.
DACL_FILESPACE	Char	8	1660	1667	SFS filespace containing the BFS file.
DACL_INODE	Integer	10	1669	1678	Inode (file serial number)
DACL_SCID	Integer	10	1680	1689	File SCID
DACL_DCE_LINK	Char	16	1691	1706	Link to connect DCE records that originate from a DCE request
DACL_AUTH_TYPE	Char	13	1708	1720	Defines the type of request. Valid values are: "SERVER", "AUTH_CLIENT", and "UNAUTH_CLIENT".
DACL_DFLT_PROCESS	Yes/No	4	1722	1725	Default z/OS UNIX security environment in effect
DACL_UTK_NETW	Char	8	1727	1734	Port of entry network name
DACL_X500_SUBJECT	Char	255	1736	1990	Subject's name associated with this request.

Format of unloaded SMF type 80 data

Table 157. Format of the DELACL record extension (event code 76) (continued)

Field name	Type	Length	Position		Comments
			Start	End	
DACL_X500_ISSUER	Char	255	1992	2246	Issuer's name associated with this request
DACL_ACL_TYPE	Char	8	2248	2255	What type of ACL is this? Valid values are "ACCESS", "FILEMOD", and "DIRMOD".
DACL_SECL	Char	8	2257	2264	Security label of the resource.
DACL_SERV_POENAME	Char	64	2266	2329	SERVAUTH resource or profile name.
DACL_CTX_USER	Char	510	2331	2840	Authenticated user name.
DACL_CTX_REG	Char	255	2842	3096	Authenticated user registry name.
DACL_CTX_HOST	Char	128	3098	3225	Authenticated user host name.
DACL_CTX_MECH	Char	16	3227	3242	Authenticated user authentication mechanism object identifier (OID).
DACL_IDID_USER	Char	985	3244	4228	Authenticated distributed user name.
DACL_IDID_REG	Char	1021	4230	5250	Authenticated distributed user registry name.

Table 158. Event qualifiers for DELACL records

Event qualifier	Event qualifier number	Event description
SUCCESS	00	Entire ACL removed.
INSAUTH	01	Caller does not have authority to remove ACL of the specified file.
INSSECL	02	Insufficient security label.

The SETFSECL record extension

Table 159 describes the format of a record that is created by setting the security label of a z/OS UNIX file.

The event qualifiers that can be associated with a set file security label event are shown in Table 160 on page 282.

Table 159. Format of the SETFSECL record extension (event code 77)

Field name	Type	Length	Position		Comments
			Start	End	
SSCL_CLASS	Char	8	282	289	Class name.
SSCL_USER_NAME	Char	20	291	310	The name associated with the user ID.
SSCL_NEWSECL	Char	8	312	319	New security label.
SSCL_OLDSECL	Char	8	321	328	Old security label.
SSCL_UTK_ENCR	Yes/No	4	330	333	Is the UTOKEN associated with this user encrypted?
SSCL_UTK_PRE19	Yes/No	4	335	338	Is this a pre-1.9 token?
SSCL_UTK_VERPROF	Yes/No	4	340	343	Is the VERIFYX propagation flag set?
SSCL_UTK_NJEUNUSR	Yes/No	4	345	348	Is this the NJE undefined user?
SSCL_UTK_LOGUSR	Yes/No	4	350	353	Is UAUDIT specified for this user?
SSCL_UTK_SPECIAL	Yes/No	4	355	358	Is this a SPECIAL user?
SSCL_UTK_DEFAULT	Yes/No	4	360	363	Is this a default token?
SSCL_UTK_UNKNUSR	Yes/No	4	365	368	Is this an undefined user?
SSCL_UTK_ERROR	Yes/No	4	370	373	Is this user token in error?

Table 159. Format of the SETFSECL record extension (event code 77) (continued)

Field name	Type	Length	Position		Comments
			Start	End	
SSCL_UTK_TRUSTED	Yes/No	4	375	378	Is this user a part of the trusted computed base (TCB)?
SSCL_UTK_SESSTYPE	Char	8	380	387	The session type of this session.
SSCL_UTK_SURROGAT	Yes/No	4	389	392	Is this a surrogate user?
SSCL_UTK_REMOTE	Yes/No	4	394	397	Is this a remote job?
SSCL_UTK_PRIV	Yes/No	4	399	402	Is this a privileged user ID?
SSCL_UTK_SECL	Char	8	404	411	The security label of the user.
SSCL_UTK_EXECNODE	Char	8	413	420	The execution node of the work.
SSCL_UTK_USUSER_ID	Char	8	422	429	The submitting user ID.
SSCL_UTK_SNODE	Char	8	431	438	The submitting node.
SSCL_UTK_SGRP_ID	Char	8	440	447	The submitting group name.
SSCL_UTK_SPOE	Char	8	449	456	The port of entry.
SSCL_UTK_SPCLASS	Char	8	458	465	Class of the port of entry.
SSCL_UTK_USER_ID	Char	8	467	474	User ID associated with the record.
SSCL_UTK_GRP_ID	Char	8	476	483	Group name associated with the record.
SSCL_UTK_DFT_GRP	Yes/No	4	485	488	Is a default group assigned?
SSCL_UTK_DFT_SECL	Yes/No	4	490	493	Is a default security label assigned?
SSCL_AUDIT_CODE	Char	11	495	505	Audit function code.
SSCL_OLD_REAL_UID	Integer	10	507	516	Old real z/OS UNIX user identifier (UID).
SSCL_OLD_EFF_UID	Integer	10	518	527	Old effective z/OS UNIX user identifier (UID).
SSCL_OLD_SAVED_UID	Integer	10	529	538	Old saved z/OS UNIX user identifier (UID).
SSCL_OLD_REAL_GID	Integer	10	540	549	Old real z/OS UNIX group identifier (GID).
SSCL_OLD_EFF_GID	Integer	10	551	560	Old effective z/OS UNIX group identifier (GID).
SSCL_OLD_SAVED_GID	Integer	10	562	571	Old saved z/OS UNIX group identifier (GID).
SSCL_PATH_NAME	Char	1023	573	1595	The requested path name.
SSCL_FILE_ID	Char	32	1597	1628	File ID.
SSCL_FILE_OWN_UID	Integer	10	1630	1639	The owner z/OS UNIX user identifier (UID) associated with the file.
SSCL_FILE_OWN_GID	Integer	10	1641	1650	The owner z/OS UNIX group identifier (GID) associated with the file.
SSCL_DFLT_PROCESS	Yes/No	4	1652	1655	Default z/OS UNIX security environment in effect.
SSCL_UTK_NETW	Char	8	1657	1664	Port of entry network name.
SSCL_X500_SUBJECT	Char	255	1666	1920	Subject's name associated with this request.
SSCL_X500_ISSUER	Char	255	1922	2176	Issuer's name associated with this request.
SSCL_SERV_POENAME	Char	64	2178	2241	SERVAUTH resource or profile name.
SSCL_CTX_USER	Char	510	2243	2752	Authenticated user name.
SSCL_CTX_REG	Char	255	2754	3008	Authenticated user registry name.
SSCL_CTX_HOST	Char	128	3010	3137	Authenticated user host name.
SSCL_CTX_MECH	Char	16	3139	3154	Authenticated user authentication mechanism object identifier (OID).
SSCL_IDID_USER	Char	985	3156	4140	Authenticated distributed user name.
SSCL_IDID_REG	Char	1021	4142	5162	Authenticated distributed user registry name.

Format of unloaded SMF type 80 data

Table 160. Event qualifiers for SETFSECLrRecords

Event qualifier	Event qualifier number	Event description
SUCCESS	00	Security label set successful.
NOTAUTH	01	Caller does not have authority to set security label.

The WRITEDWN record extension

Table 161 describes the format of a record that is created by setting the write-down privilege.

The event qualifiers that can be associated with a set file write-down privilege event are shown in Table 162 on page 283.

Table 161. Format of the WRITEDWN record extension (event code 78)

Field name	Type	Length	Position		Comments
			Start	End	
WDWN_USER_NAME	Char	20	282	301	The name associated with the user ID.
WDWN_UTK_ENCR	Yes/No	4	303	306	Is the UTOKEN associated with this user encrypted?
WDWN_UTK_PRE19	Yes/No	4	308	311	Is this a pre-1.9 token?
WDWN_UTK_VERPROF	Yes/No	4	313	316	Is the VERIFYX propagation flag set?
WDWN_UTK_NJEUNUSR	Yes/No	4	318	321	Is this the NJE undefined user?
WDWN_UTK_LOGUSR	Yes/No	4	323	326	Is UAUDIT specified for this user?
WDWN_UTK_SPECIAL	Yes/No	4	328	331	Is this a SPECIAL user?
WDWN_UTK_DEFAULT	Yes/No	4	333	336	Is this a default token?
WDWN_UTK_UNKNUSR	Yes/No	4	338	341	Is this an undefined user?
WDWN_UTK_ERROR	Yes/No	4	343	346	Is this user token in error?
WDWN_UTK_TRUSTED	Yes/No	4	348	351	Is this user a part of the trusted computed base (TCB)?
WDWN_UTK_SESTYPE	Char	8	353	360	The session type of this session.
WDWN_UTK_SURROGAT	Yes/No	4	362	365	Is this a surrogate user?
WDWN_UTK_REMOTE	Yes/No	4	367	370	Is this a remote job?
WDWN_UTK_PRIV	Yes/No	4	372	375	Is this a privileged user ID?
WDWN_UTK_SECL	Char	8	377	384	The security label of the user.
WDWN_UTK_EXECNODE	Char	8	386	393	The execution node of the work.
WDWN_UTK_SUSER_ID	Char	8	395	402	The submitting user ID.
WDWN_UTK_SNODE	Char	8	404	411	The submitting node.
WDWN_UTK_SGRP_ID	Char	8	413	420	The submitting group name.
WDWN_UTK_SPOE	Char	8	422	429	The port of entry.
WDWN_UTK_SPCLASS	Char	8	431	438	Class of the port of entry.
WDWN_UTK_USER_ID	Char	8	440	447	User ID associated with the record.
WDWN_UTK_GRP_ID	Char	8	449	456	Group name associated with the record.
WDWN_UTK_DFT_GRP	Yes/No	4	458	461	Is a default group assigned?
WDWN_UTK_DFT_SECL	Yes/No	4	463	466	Is a default security label assigned?
WDWN_UTK_NETW	Char	8	468	475	Port of entry network name.
WDWN_X500_SUBJECT	Char	255	477	731	Subject's name associated with this request.
WDWN_X500_ISSUER	Char	255	733	987	Issuer's name associated with this request.
WDWN_SERV_POENAME	Char	64	989	1052	SERVAUTH resource or profile name.

Table 161. Format of the WRITEDWN record extension (event code 78) (continued)

Field name	Type	Length	Position		Comments
			Start	End	
WDWN_CTX_USER	Char	510	1054	1563	Authenticated user name.
WDWN_CTX_REG	Char	255	1565	1819	Authenticated user registry name.
WDWN_CTX_HOST	Char	128	1821	1948	Authenticated user host name.
WDWN_CTX_MECH	Char	16	1950	1965	Authenticated user authentication mechanism object identifier (OID).
WDWN_IDID_USER	Char	985	1967	2951	Authenticated distributed user name.
WDWN_IDID_REG	Char	1021	2953	3973	Authenticated distributed user registry name.

Table 162. Event qualifiers for WRITEDWN records

Event qualifier	Event qualifier number	Event description
SUCCESS	00	Success.
NOTAUTH	01	Caller does not have authority to set write-down privilege.

The PKIDPUBR record extension

Table 163 describes the format of a record that is created by CRL publication.

The event qualifiers that can be associated with a CRL publication event are shown in Table 164.

Table 163. Format of the PKIDPUBR record extension (event code 79)

Field name	Type	Length	Position		Comments
			Start	End	
PKDP_CRL_SER_NUM	Char	255	282	536	CRL serial number
PKDP_ISSUERS_DN	Char	255	538	792	CRL issuer's distinguished name
PKDP_ISSUING_DP_DN	Char	255	794	1048	CRL's issuing distribution point distinguished name
PKDP_THIS_DATE	Date	10	1050	1059	CRL's date of issue
PKDP_THIS_TIME	Time	8	1061	1068	CRL's time of issue
PKDP_NEXT_DATE	Date	10	1070	1079	CRL's expiration date (issue date of next CRL)
PKDP_NEXT_TIME	Time	8	1081	1088	CRL's expiration time (issue time of next CRL)
PKDP_PUBLISH_DATE	Date	10	1090	1099	CRL's date of publish
PKDP_PUBLISH_TIME	Time	8	1101	1108	CRL's time of publish
PKDP_ISSUING_URI	Char	1024	1110	2133	CRL's issuing distribution point URI

Table 164. Event qualifiers for PKIDPUBR records

Event qualifier	Event qualifier number	Event description
SUCCESS	00	Successful publication of revocation information

The RPKIRESP record extension

Table 165 on page 284 describes the format of a record that is created by the PKI Services responder when a request for certificate status is made.

Format of unloaded SMF type 80 data

The event qualifiers that can be associated with RPKIRESP records are shown in Table 166 on page 285.

Table 165. Format of the RPKIRESP record extension (event code 80)

Field name	Type	Length	Position		Comments
			Start	End	
RPKO_LOGSTRING	Char	255	282	536	Logstring parameter
RPKO_USER_NAME	Char	20	538	557	The name associated with the user ID
RPKO_UTK_ENCR	Yes/No	4	559	562	Is the UTOKEN associated with this user encrypted?
RPKO_UTK_PRE19	Yes/No	4	564	567	Is this a pre-1.9 token?
RPKO_UTK_VERPROF	Yes/No	4	569	572	Is the VERIFYX propagation flag set?
RPKO_UTK_NJEUNUSR	Yes/No	4	574	577	Is this the NJE undefined user?
RPKO_UTK_LOGUSR	Yes/No	4	579	582	Is UAUDIT specified for this user?
RPKO_UTK_SPECIAL	Yes/No	4	584	587	Is this a SPECIAL user?
RPKO_UTK_DEFAULT	Yes/No	4	589	592	Is this a default token?
RPKO_UTK_UNKNUSR	Yes/No	4	594	597	Is this an undefined user?
RPKO_UTK_ERROR	Yes/No	4	599	602	Is this user token in error?
RPKO_UTK_TRUSTED	Yes/No	4	604	607	Is this user part of the trusted computer base (TCB)?
RPKO_UTK_SESTYPE	Char	8	609	616	The session type of this session
RPKO_UTK_SURROGAT	Yes/No	4	618	621	Is this a surrogate user?
RPKO_UTK_REMOTE	Yes/No	4	623	626	Is this a remote job?
RPKO_UTK_PRIV	Yes/No	4	628	631	Is this a privileged user ID?
RPKO_UTK_SECL	Char	8	633	640	The security label of the user.
RPKO_UTK_EXECNODE	Char	8	642	649	The execution node of the work.
RPKO_UTK_SUSER_ID	Char	8	651	658	The submitting user ID.
RPKO_UTK_SNODE	Char	8	660	667	The submitting node.
RPKO_UTK_SGRP_ID	Char	8	669	676	The submitting group name.
RPKO_UTK_SPOE	Char	8	678	685	The port of entry.
RPKO_UTK_SPCLASS	Char	8	687	694	Class of the POE.
RPKO_UTK_USER_ID	Char	8	696	703	User ID associated with the record.
RPKO_UTK_GRP_ID	Char	8	705	712	Group name associates with the record.
RPKO_UTK_DFT_GROUP	Yes/No	4	714	717	Is a default group assigned?
RPKO_UTK_DFT_SECL	Yes/No	4	719	722	Is a default security label assigned?
RPKO_UTK_NETW	Char	8	724	731	The port of entry network name.
RPKO_X500_SUBJECT	Char	255	733	987	Subject's name associated with this event.
RPKO_X500_ISSUER	Char	255	989	1243	Issuer's name associated with this event.
RPKO_SERV_POENAME	Char	64	1245	1308	SERVAUTH resource or profile name.
RPKO_RESPONSE	Char	1024	1310	2333	Responses from OSCP.
RPKO_CA_DOMAIN	Char	8	2335	2342	Domain name of target PKI Services instance.
RPKO_CTX_USER	Char	510	2344	2853	Authenticated user name.
RPKO_CTX_REG	Char	255	2855	3109	Authenticated user registry name.
RPKO_CTX_HOST	Char	128	3111	3238	Authenticated user host name.
RPKO_CTX_MECH	Char	16	3240	3255	Authenticated user authentication mechanism object identifier (OID).
RPKO_IDID_USER	Char	985	3257	4241	Authenticated distributed user name.
RPKO_IDID_REG	Char	1021	4243	5263	Authenticated distributed user registry name.

Table 166. Event qualifiers for RPKIRESP records

Event qualifier	Event qualifier number	Event description
SUCCESS	00	Successful RESPOND request
INSAUTH	01	Insufficient authority for RESPOND

The PassTicket evaluation (PTEVAL) record extension

Table 167 describes the format of a record that is created when a PassTicket is evaluated.

The event qualifiers that can be associated with PassTicket evaluation records are shown in Table 168 on page 286.

Table 167. Format of the PassTicket evaluation record extension (event code 81)

Field name	Type	Length	Position		Comments
			Start	End	
PTEV_APPLICATION	Char	8	282	289	Application name used in PassTicket operation.
PTEV_TARGET_USER	Char	8	291	298	User ID for which the PassTicket operation was performed. This is not the user who called the PassTicket service.
PTEV_USER_NAME	Char	20	300	319	The name associated with the caller of the PassTicket service. This is not the same user as PTEV_TARGET_USER.
PTEV_UTK_ENCR	Yes/No	4	321	324	Is the UTOKEN associated with this user encrypted?
PTEV__UTK_PRE19	Yes/No	4	326	329	Is this a pre-1.9 token?
PTEV_UTK_VERPROF	Yes/No	4	331	334	Is the VERIFYX propagation flag set?
PTEV_UTK_NJEUNUSR	Yes/No	4	336	339	Is this the NJE undefined user?
PTEV_UTK_LOGUSR	Yes/No	4	341	344	Is UAUDIT specified for this user?
PTEV_UTK_SPECIAL	Yes/No	4	346	349	Is this a SPECIAL user?
PTEV_UTK_DEFAULT	Yes/No	4	351	354	Is this a default token?
PTEV_UTK_UNKNUSR	Yes/No	4	356	359	Is this an undefined user?
PTEV_UTK_ERROR	Yes/No	4	361	364	Is this user token in error?
PTEV_UTK_TRUSTED	Yes/No	4	366	369	Is this user part of the trusted computing base (TCB)?
PTEV_UTK_SESTYPE	Char	8	371	378	The session type of this session.
PTEV_UTK_SURROGAT	Yes/No	4	380	383	Is this a surrogate user?
PTEV_UTK_REMOTE	Yes/No	4	385	388	Is this a remote job?
PTEV_UTK_PRIV	Yes/No	4	390	393	Is this a privileged user ID?
PTEV_UTK_SECL	Char	8	395	402	The security label of the user.
PTEV_UTK_EXECPNODE	Char	8	404	411	The execution node of the work.
PTEV_UTK_SUSER_ID	Char	8	413	420	The submitting user ID.
PTEV_UTK_SNODE	Char	8	422	429	The submitting node.
PTEV_UTK_SGRP_ID	Char	8	431	438	The submitting group name.
PTEV_UTK_SPOE	Char	8	440	447	The port of entry.
PTEV_UTK_SPCCLASS	Char	8	449	456	Class of the POE. Valid values are TERMINAL, CONSOLE, JESINPUT and APPCPORT.
PTEV_UTK_USER_ID	Char	8	458	465	User ID associated with the record.
PTEV_UTK_GRP_ID	Char	8	467	474	Group name associated with the record.

Format of unloaded SMF type 80 data

Table 167. Format of the PassTicket evaluation record extension (event code 81) (continued)

Field name	Type	Length	Position		Comments
			Start	End	
PTEV_UTK_DFT_GRP	Yes/No	4	476	479	Is a default group assigned?
PTEV_UTK_DFT_SECL	Yes/No	4	481	484	Is a default security label assigned?

Table 168. Event qualifiers for PTEVAL records

Event qualifier	Event qualifier number	Event description
SUCCESS	00	PassTicket evaluation succeeded.
FAILURE	01	PassTicket evaluation failed.

The PassTicket generation (PTCREATE) record extension

Table 169 describes the format of a record that is created when a PassTicket is generated.

The event qualifiers that can be associated with PassTicket generation records are shown in Table 170 on page 287.

Table 169. Format of the PassTicket generation record extension (event code 82)

Field name	Type	Length	Position		Comments
			Start	End	
PTCR_APPLICATION	Char	8	282	289	Application name used in PassTicket operation.
PTCR_TARGET_USER	Char	8	291	298	User ID for which the PassTicket operation was performed. This is not the user who called the PassTicket service.
PTCR_USER_NAME	Char	20	300	319	The name associated with the caller of the PassTicket service. This is not the same user as PTCR_TARGET_USER
PTCR_UTK_ENCR	Yes/No	4	321	324	Is the UTOKEN associated with this user encrypted?
PTCR__UTK_PRE19	Yes/No	4	326	329	Is this a pre-1.9 token?
PTCR_UTK_VERPROF	Yes/No	4	331	334	Is the VERIFYX propagation flag set?
PTCR_UTK_NJEUNUSR	Yes/No	4	336	339	Is this the NJE undefined user?
PTCR_UTK_LOGUSR	Yes/No	4	341	344	Is UAUDIT specified for this user?
PTCR_UTK_SPECIAL	Yes/No	4	346	349	Is this a SPECIAL user?
PTCR_UTK_DEFAULT	Yes/No	4	351	354	Is this a default token?
PTCR_UTK_UNKNUSR	Yes/No	4	356	359	Is this an undefined user?
PTCR_UTK_ERROR	Yes/No	4	361	364	Is this user token in error?
PTCR_UTK_TRUSTED	Yes/No	4	366	369	Is this user part of the trusted computing base (TCB)?
PTCR_UTK_SESTYPE	Char	8	371	378	The session type of this session.
PTCR_UTK_SURROGAT	Yes/No	4	380	383	Is this a surrogate user?
PTCR_UTK_REMOTE	Yes/No	4	385	388	Is this a remote job?
PTCR_UTK_PRIV	Yes/No	4	390	393	Is this a privileged user ID?
PTCR_UTK_SECL	Char	8	395	402	The security label of the user.
PTCR_UTK_EXECNODE	Char	8	404	411	The execution node of the work.
PTCR_UTK_SUSER_ID	Char	8	413	420	The submitting user ID.
PTCR_UTK_SNODE	Char	8	422	429	The submitting node.

Table 169. Format of the PassTicket generation record extension (event code 82) (continued)

Field name	Type	Length	Position		Comments
			Start	End	
PTCR_UTK_SGRP_ID	Char	8	431	438	The submitting group name.
PTCR_UTK_SPOE	Char	8	440	447	The port of entry.
PTCR_UTK_SPCLASS	Char	8	449	456	Class of the POE. Valid values are TERMINAL, CONSOLE, JESINPUT and APPCPORT.
PTCR_UTK_USER_ID	Char	8	458	465	User ID associated with the record.
PTCR_UTK_GRP_ID	Char	8	467	474	Group name associated with the record.
PTCR_UTK_DFT_GRP	Yes/No	4	476	479	Is a default group assigned?
PTCR_UTK_DFT_SECL	Yes/No	4	481	484	Is a default security label assigned?

Table 170. Event qualifiers for PTCREATE records

Event qualifier	Event qualifier number	Event description
SUCCESS	00	PassTicket was generated.
FAILURE	01	PassTicket generation failed.

The RPKISCEP record extension

Table 171. Format of the RPKISCEP record extension (event code 83)

Field name	Type	Length	Position		Comments
			Start	End	
RPKS_LOGSTRING	Char	255	282	536	Logstring parameter.
RPKS_USER_NAME	Char	20	538	557	The name associated with the user ID.
RPKS_UTK_ENCR	Yes/No	4	559	562	Is the UTOKEN associated with this user encrypted?
RPKS_UTK_PRE19	Yes/No	4	564	567	Is this a pre-1.9 token?
RPKS_UTK_VERPROF	Yes/No	4	569	572	Is the VERIFYX propagation flag set?
RPKS_UTK_NJEUNUSR	Yes/No	4	574	577	Is this the NJE undefined user?
RPKS_UTK_LOGUSR	Yes/No	4	579	582	Is UAUDIT specified for this user?
RPKS_UTK_SPECIAL	Yes/No	4	584	587	Is this a SPECIAL user?
RPKS_UTK_DEFAULT	Yes/No	4	589	592	Is this a default token?
RPKS_UTK_UNKNUSR	Yes/No	4	594	597	Is this an undefined user?
RPKS_UTK_ERROR	Yes/No	4	599	602	Is this user token in error?
RPKS_UTK_TRUSTED	Yes/No	4	604	607	Is this user a part of the TCB?
RPKS_UTK_SESSTYPE	Char	8	609	616	The session type of this session.
RPKS_UTK_SURROGAT	Yes/No	4	618	621	Is this a surrogate user?
RPKS_UTK_REMOTE	Yes/No	4	623	626	Is this a remote job?
RPKS_UTK_PRIV	Yes/No	4	628	631	Is this a privileged user ID?
RPKS_UTK_SECL	Char	8	633	640	The security label of the user.
RPKS_UTK_EXECNODE	Char	8	642	649	The execution node of the work.
RPKS_UTK_SUSER_ID	Char	8	651	658	The submitting user ID.
RPKS_UTK_SNODE	Char	8	660	667	The submitting node
RPKS_UTK_SGRP_ID	Char	8	669	676	The submitting group name.
RPKS_UTK_SPOE	Char	8	678	685	The port of entry.
RPKS_UTK_SPCLASS	Char	8	687	694	Class of the POE.

Format of unloaded SMF type 80 data

Table 171. Format of the RPKISCEP record extension (event code 83) (continued)

Field name	Type	Length	Position		Comments
			Start	End	
RPKS_UTK_USER_ID	Char	8	696	703	User ID associated with the record.
RPKS_UTK_GRP_ID	Char	8	705	712	Group name associated with the record.
RPKS_UTK_DFT_GRP	Yes/No	4	714	717	Is a default group assigned?
RPKS_UTK_DFT_SECL	Yes/No	4	719	722	Is a default security label assigned?
RPKS_SERIAL_NUMBER	Char	255	724	978	Certificate serial number.
RPKS_ISSUERS_DN	Char	255	980	1234	Certificate issuer's distinguished name.
RPKS_UTK_NETW	Char	8	1236	1243	The port of entry network name.
RPKS_X500_SUBJECT	Char	255	1245	1499	Subject's name associated with this event.
RPKS_X500_ISSUER	Char	255	1501	1755	Issuer's name associated with this event.
RPKS_KEYUSAGE	Char	64	1757	1820	Requested certificate KeyUsage.
RPKS_NOTBEFOR_DATE	Char	10	1822	1831	Requested certificate NotBefore date.
RPKS_NOTAFTER_DATE	Char	10	1833	1842	Requested certificate NotAfter date.
RPKS_SUBJECTS_DN	Char	255	1844	2098	Certificate subject's distinguished name.
RPKS_ALT_IP	Char	64	2100	2163	Requested ALTNAME IP address.
RPKS_ALT_URI	Char	255	2165	2419	Requested ALTNAME URI.
RPKS_ALT_EMAIL	Char	100	2421	2520	Requested ALTNAME email.
RPKS_ALT_DOMAIN	Char	100	2522	2621	Requested ALTNAME Domain.
RPKS_CERT_ID	Char	56	2623	2678	IRRSPX00 Certificate ID.
RPKS_HOSTID_MAP	Char	1024	2680	3703	Reserved for IBM's use.
RPKS_REQUESTOR	Char	32	3705	3736	Requester's name - SCEP transaction ID.
RPKS_PASS_PHRASE	Yes/No	4	3738	3741	Requester specified a pass phrase.
RPKS_NOTIFY_EMAIL	Char	64	3743	3806	Reserved for IBM's use.
RPKS_EXTKEYUSAGE	Char	255	3808	4062	Requested Extended KeyUsage.
RPKS_SERV_POENAME	Char	64	4064	4127	SERVAUTH resource or profile name.
RPKS_ALT_OTHER	Char	1024	4129	5152	Requested ALTNAME OtherName.
RPKS_CA_DOMAIN	Char	8	5154	5161	Domain name of target PKI Services instance.
RPKS_CTX_USER	Char	510	5163	5672	Authenticated user name.
RPKS_CTX_REG	Char	255	5674	5928	Authenticated user registry name.
RPKS_CTX_HOST	Char	128	5930	6057	Authenticated user host name.
RPKS_CTX_MECH	Char	16	6059	6074	Authenticated user authentication mechanism object identifier (OID).
RPKS_IDID_USER_UTF8	Char	246	6076	6321	Authenticated distributed user name in UTF-8.
RPKS_IDID_USER_EBCDIC	Char	738	6323	7060	Authenticated distributed user name in EBCDIC.
RPKS_IDID_REG_UTF8	Char	255	7062	7316	Authenticated distributed registry name in UTF-8.
RPKS_IDID_REG_EBCDIC	Char	765	7318	8082	Authenticated distributed registry name in EBCDIC.
RPKS_CUSTOM_EXT	Char	1024	8084	9107	Customized extension.
RPKS_RECORD_LINK	Char	32	9109	9140	Field to link audit records together.

Table 172. Event qualifiers for RPKISCEP records

Event qualifier	Event qualifier number	Event description
SUCCAUTO	00	Successful AutoApprove PKCSReq request.
SUCCADIM	01	Successful AdminApprove PKCSReq request

Table 172. Event qualifiers for RPKISCEP records (continued)

Event qualifier	Event qualifier number	Event description
SUCCGETI	02	Successful GetCertInitial request
REJECTED	03	Rejected PKCSReq or GetCertInitial request
INCORRCT	04	Incorrect SCEP transaction ID specified for GetCertInitial
INSAUTH	05	Insufficient authority for SCEPREQ

The RDATAUPD record extension

Table 173. Format of the RDATAUPD record extension (event code 84)

Field name	Type	Length	Position		Comments
			Start	End	
RPUT_USER_NAME	Char	20	282	301	The name associated with the user ID.
RPUT_UTK_ENCR	Yes/No	4	303	306	Is the UTOKEN associated with this user encrypted?
RPUT_UTK_PRE19	Yes/No	4	308	311	Is this a pre-1.9 token?
RPUT_UTK_VERPROF	Yes/No	4	313	316	Is the VERIFYX propagation flag set?
RPUT_UTK_NJEUNUSR	Yes/No	4	318	321	Is this the NJE undefined user?
RPUT_UTK_LOGUSR	Yes/No	4	323	326	Is UAUDIT specified for this user?
RPUT_UTK_SPECIAL	Yes/No	4	328	331	Is this a SPECIAL user?
RPUT_UTK_DEFAULT	Yes/No	4	333	336	Is this a default token?
RPUT_UTK_UNKNUSR	Yes/No	4	338	341	Is this an undefined user?
RPUT_UTK_ERROR	Yes/No	4	343	346	Is this user token in error?
RPUT_UTK_TRUSTED	Yes/No	4	348	351	Is this user a part of the TCB?
RPUT_UTK_SESSTYPE	Char	8	353	360	The session type of this session.
RPUT_UTK_SURROGAT	Yes/No	4	362	365	Is this a surrogate user?
RPUT_UTK_REMOTE	Yes/No	4	367	370	Is this a remote job?
RPUT_UTK_PRIV	Yes/No	4	372	375	Is this a privileged user ID?
RPUT_UTK_SECL	Char	8	377	384	The security label of the user.
RPUT_UTK_EXECNODE	Char	8	386	393	The execution node of the work.
RPUT_UTK_SUSER_ID	Char	8	395	402	The submitting user ID.
RPUT_UTK_SNODE	Char	8	404	411	The submitting node.
RPUT_UTK_SGRP_ID	Char	8	413	420	The submitting group name.
RPUT_UTK_SPOE	Char	8	422	429	The port of entry.
RPUT_UTK_SPCLASS	Char	8	431	438	Class of the POE.
RPUT_UTK_USER_ID	Char	8	440	447	User ID associated with the record.
RPUT_UTK_GRP_ID	Char	8	449	456	Group name associated with the record.
RPUT_UTK_DFT_GRP	Yes/No	4	458	461	Is a default group assigned?
RPUT_UTK_DFT_SECL	Yes/No	4	463	466	Is a default security label assigned?
RPUT_SERIAL_NUMBER	Char	255	468	722	Certificate serial number.
RPUT_ISSUERS_DN	Char	255	724	978	Certificate issuer's distinguished name.

Format of unloaded SMF type 80 data

Table 173. Format of the RDATAUPD record extension (event code 84) (continued)

Field name	Type	Length	Position		Comments
			Start	End	
RPUT_RING_NAME	Char	237	980	1216	Ring name.
RPUT_UTK_NEW	Char	8	1218	1225	The port of entry network name.
RPUT_X500_SUBJECT	Char	255	1227	1481	Subject's name associated with this event.
RPUT_X500_ISSUER	Char	255	1483	1737	Issuer's name associated with this event.
RPUT_CERT_OWNER	Char	8	1739	1746	Certificate owner.
RPUT_CERT_LABEL	Char	32	1748	1779	Certificate label.
RPUT_SUBJECTS_DN	Char	255	1781	2035	Certificate subject's distinguished name.
RPUT_RING_OWNER	Char	8	2037	2044	Ring owner.
RPUT_ATTR_REUSE	Yes/No	4	2046	2049	Is the reuse attribute on?
RPUT_ATTR_TRUST	Yes/No	4	2051	2054	Is the trust attribute on?
RPUT_ATTR_HITRUST	Yes/No	4	2056	2059	Is the hightrust attribute on?
RPUT_ATTR_DELETE	Yes/No	4	2061	2064	Is the delete attribute on?
RPUT_CERT_USAGE	Char	8	2066	2073	Certificate usage in ring.
RPUT_CERT_DEFAULT	Yes/No	4	2075	2078	Is it the default certificate?
RPUT_PRIVATE_KEY	Yes/No	4	2080	2083	Is there a private key?
RPUT_ATTR_NOTRUST	Yes/No	4	2085	2088	Is the notrust attribute on?
RPUT_ATTR_DELFROMRING	Yes/No	4	2090	2093	Is the attribute that determines whether a certificate is to be deleted, even if it is connected to the rings, turned on?
RPUT_ATTR_DELFORCE	Yes/No	4	2095	2098	Is the delete force attribute on?
RPUT_SOURCE_LABEL	Char	32	2100	2131	Source certificate label

Table 174. Event qualifiers for RDATAUPD records

Event qualifier	Event qualifier number	Event description
SUCCNEW	00	Successful NewRing.
INAUNEW	01	Not authorized to call NewRing.
SUCCPUT	02	Successful DataPut.
INAUPUT	03	Not authorized to call DataPut.
SUCCRMV	04	Successful DataRemove.
INAURMV	05	Not authorized to call DataRemove
SUCCDEL	06	Successful DelRing.
INAUDEL	07	Not authorized to call DelRing.
SUCCALT	08	Successful DataAlter.
INAUALT	09	Not authorized to call DataAlter.

The PKIAURNW record extension

Table 175. Format of the PKIAURNW record extension (event code 85)

Field name	Type	Length	Position		Comments
			Start	End	
PKRN_SERIAL_NUMBER	Char	255	282	536	Certificate serial number.
PKRN_ISSUERS_DN	Char	255	538	792	Certificate issuer's distinguished name.
PKRN_NOTBEFOR_DATE	Char	10	794	803	Requested certificate's NotBefore date.
PKRN_NOTAFTER_DATE	Char	10	805	814	Requested certificate's NotAfter date.
PKRN_SUBJECTS_DN	Char	255	816	1070	Certificate subject's distinguished name.
PKRN_REQUESTOR	Char	32	1072	1103	Requester's name.
PKRN_PREV_SERIAL	Char	255	1105	1359	Previous serial number of the certificate.
PKRN_NOTIFY_EMAIL	Char	64	1361	1424	Email address for notification purposes.
PKRN_CA_DOMAIN	Char	8	1426	1433	Domain name of target PKI Services instance.
PKRN_EXIT_PATH	Char	256	1435	1690	Full path name of the exit.

Table 176. Event qualifiers for PKIAURNW records

Event qualifier	Event qualifier number	Event description
SUCCRNEW	00	Successful autoRenew.

The PGMVERYF record extension

Table 177 describes the format of a record that is created by the R_PgmSignVer callable service.

The event qualifiers that can be associated with an R_PgmSignVer callable service are shown in Table 178 on page 292.

Table 177. Format of the PGMVERYF record extension (event code 86)

Field name	Type	Length	Position		Comments
			Start	End	
PGMV_RES_NAME	Char	255	282	536	Name of program being verified.
PGMV_VOL	Char	6	538	543	Volume containing the program.
PGMV_LOGSTRING	Char	255	545	799	Logstring parameter.
PGMV_USER_NAME	Char	20	801	820	The name associated with the user ID.
PGMV_UTK_ENCR	Yes/No	4	822	825	Is the UTOKEN associated with this user encrypted?
PGMV_UTK_PRE19	Yes/No	4	827	830	Is this a pre-1.9 token?
PGMV_UTK_VERPROF	Yes/No	4	832	835	Is the VERIFYX propagation flag set?
PGMV_UTK_NJEUNUSR	Yes/No	4	837	840	Is this the NJE undefined user?
PGMV_UTK_LOGUSR	Yes/No	4	842	845	Is UAUDIT specified for this user?
PGMV_UTK_SPECIAL	Yes/No	4	847	850	Is this a SPECIAL user?
PGMV_UTK_DEFAULT	Yes/No	4	852	855	Is this a default token?

Format of unloaded SMF type 80 data

Table 177. Format of the PGMVERYF record extension (event code 86) (continued)

Field name	Type	Length	Position		Comments
			Start	End	
PGMV_UTK_UNKNUSR	Yes/No	4	857	860	Is this an undefined user?
PGMV_UTK_ERROR	Yes/No	4	862	865	Is this user token in error?
PGMV_UTK_TRUSTED	Yes/No	4	867	870	Is this user a part of the TCB?
PGMV_UTK_SESTYPE	Char	8	872	879	The session type of this session.
PGMV_UTK_SURROGAT	Yes/No	4	881	884	Is this a surrogate user?
PGMV_UTK_REMOTE	Yes/No	4	886	889	Is this a remote job?
PGMV_UTK_PRIV	Yes/No	4	891	894	Is this a privileged user ID?
PGMV_UTK_SECL	Char	8	896	903	The security label of the user.
PGMV_UTK_EXECNODE	Char	8	905	912	The execution node of the work.
PGMV_UTK_SUSER_ID	Char	8	914	921	The submitting user ID.
PGMV_UTK_SNODE	Char	8	923	930	The submitting node.
PGMV_UTK_SGRP_ID	Char	8	932	939	The submitting group name.
PGMV_UTK_SPOE	Char	8	941	948	The port of entry.
PGMV_UTK_SPCLASS	Char	8	950	957	Class of the POE.
PGMV_UTK_USER_ID	Char	8	959	966	User ID associated with the record.
PGMV_UTK_GRP_ID	Char	8	968	975	Group name associated with the record.
PGMV_UTK_DFT_GRP	Yes/No	4	977	980	Is a default group assigned?
PGMV_UTK_DFT_SECL	Yes/No	4	982	985	Is a default security label assigned?
PGMV_PDS_DSN	Char	44	987	1030	Partitioned data set name containing the program.
PGMV_UTK_NETW	Char	8	1032	1039	The port of entry network name.
PGMV_X500_SUBJECT	Char	255	1041	1295	Subject's name associated with this event.
PGMV_X500_ISSUER	Char	255	1297	1551	Issuer's name associated with this event.
PGMV_SERV_POENAME	Char	64	1553	1616	SERVAUTH resource or profile name.
PGMV_CTX_USER	Char	510	1618	2127	Authenticated user name.
PGMV_CTX_REG	Char	255	2129	2383	Authenticated user registry name.
PGMV_CTX_HOST	Char	128	2385	2512	Authenticated user host name.
PGMV_CTX_MECH	Char	16	2514	2529	Authenticated user authentication mechanism object identifier (OID).
PGMV_ROOT_DN	Char	255	2531	2785	Root signing certificate subject's distinguished name.
PGMV_SIGNER_DN	Char	255	2787	3041	Program signing certificate subject's distinguished name.
PGMV_MOD_LOADED	Yes/No	4	3043	3046	Module loaded?
PGMV_SIGN_TIME	Time	8	3048	3055	Time module was signed.
PGMV_SIGN_DATE	Date	10	3057	3066	Date module was signed.
PGMV_EXPIR_DATE	Date	10	3068	3077	Date at which module signature certificate chain expires.
PGMV_IDID_USER	Char	985	3079	4063	Authenticated distributed user name.
PGMV_IDID_REG	Char	1021	4065	5085	Authenticated distributed user registry name.

Table 178. Event qualifiers for PGMVERYF records

Event qualifier	Event qualifier number	Event description
SUCCESS	00	Successful signature verification.

Table 178. Event qualifiers for PGMVERIFY records (continued)

Event qualifier	Event qualifier number	Event description
NOTRUST	01	Signature appears valid but root CA certificate not trusted.
INVALSIG	02	Module signature failed verification.
INCORCHN	03	Module certificate chain incorrect.
NOTSIGND	04	Signature required but module not signed.
SIGREMOV	05	Signature required but signature has been removed.
VERNOTLD	06	Program verification module not loaded. Program verification was not available when attempt was made to load this program.
SLFTSTFL	07	Algorithmic self test failed.

The RACMAP record extension

Table 179. Format of the RACMAP record extension (event code 87)

Field name	Type	Length	Position		Comments
			Start	End	
RACM_USER_NAME	Char	20	282	301	The name associated with the user ID.
RACM_UTK_ENCR	Yes/No	4	303	306	Is the UTOKEN associated with this user encrypted?
RACM_UTK_PRE19	Yes/No	4	308	311	Is this a pre-1.9 token?
RACM_UTK_VERPROF	Yes/No	4	313	316	Is the VERIFYX propagation flag set?
RACM_UTK_NJEUNUSR	Yes/No	4	318	321	Is this the NJE undefined user?
RACM_UTK_LOGUSR	Yes/No	4	323	326	Is UAUDIT specified for this user?
RACM_UTK_SPECIAL	Yes/No	4	328	331	Is this a SPECIAL user?
RACM_UTK_DEFAULT	Yes/No	4	333	336	Is this a default token?
RACM_UTK_UNKNUSR	Yes/No	4	338	341	Is this an undefined user?
RACM_UTK_ERROR	Yes/No	4	343	346	Is this user token in error?
RACM_UTK_TRUSTED	Yes/No	4	348	351	Is this user a part of the trusted computing base?
RACM_UTK_SESTYPE	Char	8	353	360	The session type of this session.
RACM_UTK_SURROGAT	Yes/No	4	362	365	Is this a surrogate user?
RACM_UTK_REMOTE	Yes/No	4	367	370	Is this a remote job?
RACM_UTK_PRIV	Yes/No	4	372	375	Is this a privileged user ID?
RACM_UTK_SECL	Char	8	377	384	The security label of the user.
RACM_UTK_EXECNODE	Char	8	386	393	The execution node of the work.
RACM_UTK_SUSER_ID	Char	8	395	402	The submitting user ID.
RACM_UTK_SNODE	Char	8	404	411	The submitting node.
RACM_UTK_SGRP_ID	Char	8	413	420	The submitting group name.
RACM_UTK_SPOE	Char	8	422	429	The port of entry.
RACM_UTK_SPCLASS	Char	8	431	438	Class of the POE. Valid values are "TERMINAL", "CONSOLE", "JESINPUT", and "APPCPORT".
RACM_UTK_USER_ID	Char	8	440	447	User ID associated with the record.

Format of unloaded SMF type 80 data

Table 179. Format of the RACMAP record extension (event code 87) (continued)

Field name	Type	Length	Position		Comments
			Start	End	
RACM_UTK_GRP_ID	Char	8	449	456	Group name associated with the record.
RACM_UTK_DFT_GRP	Yes/No	4	458	461	Is a default group assigned?
RACM_UTK_DFT_SECL	Yes/No	4	463	466	Is a default security label assigned?
RACM_SPECIFIED	Char	1024	468	1491	The keywords specified on the RACMAP command.
RACM_UTK_NETW	Char	8	1493	1500	The port of entry network name.
RACM_X500_SUBJECT	Char	255	1502	1756	Subject's name associated with this event.
RACM_X500_ISSUER	Char	255	1758	2012	Issuer's name associated with this event.
RACM_SERV_POENAME	Char	64	2014	2077	SERVAUTH resource or profile name.
RACM_CTX_USER	Char	510	2079	2588	Authenticated user name.
RACM_CTX_REG	Char	255	2590	2844	Authenticated user registry name.
RACM_CTX_HOST	Char	128	2846	2973	Authenticated user host name.
RACM_CTX_MECH	Char	16	2975	2990	Authenticated user authentication mechanism object identifier (OID).
RACM_IDID_USER	Char	985	2992	3976	Authenticated distributed user name.
RACM_IDID_REG	Char	1021	3978	4998	Authenticated distributed user registry name.

Table 180. Event qualifiers for RACMAP records

Event qualifier	Event qualifier number	Event description
SUCCESS	00	Success.
NOTAUTH	01	Caller does not have authority.

The AUTOPROF record extension

Table 181. Format of the AUTOPROF record extension (event code 88)

Field name	Type	Length	Position		Comments
			Start	End	
AUTO_CLASS	Char	8	282	289	Class name.
AUTO_USER_NAME	Char	20	291	310	The name associated with the user ID.
AUTO_UTK_ENCR	Yes/No	4	312	315	Is the UTKEN associated with this user encrypted?
AUTO_UTK_PRE19	Yes/No	4	317	320	Is this a pre-1.9 token?
AUTO_UTK_VERPROF	Yes/No	4	322	325	Is the VERIFYX propagation flag set?
AUTO_UTK_NJEUNUSR	Yes/No	4	327	330	Is this the NJE undefined user?
AUTO_UTK_LOGUSR	Yes/No	4	332	335	Is UAUDIT specified for this user?

Format of unloaded SMF type 80 data

Table 181. Format of the AUTOPROF record extension (event code 88) (continued)

Field name	Type	Length	Position		Comments
			Start	End	
AUTO_UTK_SPECIAL	Yes/No	4	337	340	Is this a SPECIAL user?
AUTO_UTK_DEFAULT	Yes/No	4	342	345	Is this a default token?
AUTO_UTK_UNKNUSR	Yes/No	4	347	350	Is this an undefined user?
AUTO_UTK_ERROR	Yes/No	4	352	355	Is this user token in error?
AUTO_UTK_TRUSTED	Yes/No	4	357	360	Is this user a part of the trusted computing base (TCB)?
AUTO_UTK_SESSTYPE	Char	8	362	369	The session type of this session.
AUTO_UTK_SURROGAT	Yes/No	4	371	374	Is this a surrogate user?
AUTO_UTK_REMOTE	Yes/No	4	376	379	Is this a remote job?
AUTO_UTK_PRIV	Yes/No	4	381	384	Is this a privileged user ID?
AUTO_UTK_SECL	Char	8	386	393	The security label of the user.
AUTO_UTK_EXECNODE	Char	8	395	402	The execution node of the work.
AUTO_UTK_SUSER_ID	Char	8	404	411	The submitting user ID.
AUTO_UTK_SNODE	Char	8	413	420	The submitting node.
AUTO_UTK_SGRP_ID	Char	8	422	429	The submitting group name.
AUTO_UTK_SPOE	Char	8	431	438	The port of entry.
AUTO_UTK_SPCLASS	Char	8	440	447	Class of the POE. Valid values are "TERMINAL", "CONSOLE", "JESINPUT", and "APPCPORT".
AUTO_UTK_USER_ID	Char	8	449	456	User ID associated with the record.
AUTO_UTK_GRP_ID	Char	8	458	465	Group name associated with the record.
AUTO_UTK_DFT_GRP	Yes/No	4	467	470	Is a default group assigned?
AUTO_UTK_DFT_SECL	Yes/No	4	472	475	Is a default security label assigned?
AUTO_APPC_LINK	Char	16	477	492	A key to link together audit record together for a user's APPC transaction processing work.
AUTO_AUDIT_CODE	Char	11	494	504	Audit function code.
AUTO_OLD_REAL_UID	Integer	10	506	515	Old real z/OS UNIX user identifier (UID).
AUTO_OLD_EFF_UID	Integer	10	517	526	Old effective z/OS UNIX user identifier (UID).
AUTO_OLD_SAVED_UID	Integer	10	528	537	Old saved z/OS UNIX user identifier (UID).
AUTO_OLD_REAL_GID	Integer	10	539	548	Old real z/OS UNIX group identifier (GID).
AUTO_OLD_EFF_GID	Integer	10	550	559	Old effective z/OS UNIX group identifier (GID).
AUTO_OLD_SAVED_GID	Integer	10	561	570	Old saved z/OS UNIX group identifier (GID).
AUTO_DFLT_PROCESS	Yes/No	4	572	575	Default z/OS UNIX security environment in effect.
AUTO_UTK_NETW	Char	8	577	584	The port of entry network name.
AUTO_X500_SUBJECT	Char	255	586	840	Subject's name associated with this event.

Format of unloaded SMF type 80 data

Table 181. Format of the AUTOPROF record extension (event code 88) (continued)

Field name	Type	Length	Position		Comments
			Start	End	
AUTO_X500_ISSUER	Char	255	842	1096	Issuer's name associated with this event.
AUTO_SERV_POENAME	Char	64	1098	1161	SERVAUTH resource or profile name
AUTO_CTX_USER	Char	510	1163	1672	Authenticated user name.
AUTO_CTX_REG	Char	255	1674	1928	Authenticated user registry name.
AUTO_CTX_HOST	Char	128	1930	2057	Authenticated user host name.
AUTO_CTX_MECH	Char	16	2059	2074	Authenticated user authentication mechanism object identifier (OID).
AUTO_MOD_SERVICE	Char	20	2076	2095	Service or process name.
AUTO_MOD_CLASS	Char	8	2097	2104	Class for automatically updated profile.
AUTO_MOD_PROF	Char	255	2106	2360	Auto-updated profile name.
AUTO_MOD_DATA	Char	4000	2362	6361	Auto-updated profile data.
AUTO_IDID_USER	Char	985	6363	7347	Authenticated distributed user name.
AUTO_IDID_REG	Char	1021	7349	8369	Authenticated distributed user registry name.

Table 182. Event qualifiers for AUTOPROF records

Event qualifier	Event qualifier number	Event description
SUCCESS	00	Successful profile update.

The RPKIQREC record extension

Table 183. Format of the RPKIQREC record extension (event code 89)

Field name	Type	Length	Position		Comments
			Start	End	
RPKQ_APPL	Char	8	282	289	The application data or application name from the original request.
RPKQ_LOGSTRING	Char	255	291	545	Logstring parameter.
RPKQ_USER_NAME	Char	20	547	566	The name associated with the user ID.
RPKQ_UTK_ENCR	Yes/No	4	568	571	Is the UTOKEN associated with this user encrypted?
RPKQ_UTK_PRE19	Yes/No	4	573	576	Is this a pre-1.9 token?
RPKQ_UTK_VERPROF	Yes/No	4	578	581	Is the VERIFYX propagation.
RPKQ_UTK_NJEUNUSR	Yes/No	4	583	586	Is this the NJE undefined user?
RPKQ_UTK_LOGUSR	Yes/No	4	588	591	Is UAUDIT specified for this user?
RPKQ_UTK_SPECIAL	Yes/No	4	593	596	Is this a SPECIAL user?
RPKQ_UTK_DEFAULT	Yes/No	4	598	601	Is this a default token?
RPKQ_UTK_UNKNUSR	Yes/No	4	603	606	Is this an undefined user?
RPKQ_UTK_ERROR	Yes/No	4	608	611	Is this user token in error?

Format of unloaded SMF type 80 data

Table 183. Format of the RPKIQREC record extension (event code 89) (continued)

Field name	Type	Length	Position		Comments
			Start	End	
RPKQ_UTK_TRUSTED	Yes/No	4	613	616	Is this user a part of the TCB?
RPKQ_UTK_SESSTYPE	Char	8	618	625	The session type of this session.
RPKQ_UTK_SURROGAT	Yes/No	4	627	630	Is this a surrogate user?
RPKQ_UTK_REMOTE	Yes/No	4	632	635	Is this a remote job?
RPKQ_UTK_PRIV	Yes/No	4	637	640	Is this a privileged user ID?
RPKQ_UTK_SECL	Char	8	642	649	The SECLABEL of the user.
RPKQ_UTK_EXECNODE	Char	8	651	658	The execution node of the work.
RPKQ_UTK_SUSER_ID	Char	8	660	667	The submitting user ID.
RPKQ_UTK_SNODE	Char	8	669	676	The submitting node.
RPKQ_UTK_SGRP_ID	Char	8	678	685	The submitting group name.
RPKQ_UTK_SPOE	Char	8	687	694	The port of entry.
RPKQ_UTK_SPCLASS	Char	8	696	703	Class of the POE.
RPKQ_UTK_USER_ID	Char	8	705	712	User ID associated with the record.
RPKQ_UTK_GRP_ID	Char	8	714	721	Group name associated with the record.
RPKQ_UTK_DFT_GRP	Yes/No	4	723	726	Is a default group assigned?
RPKQ_UTK_DFT_SECL	Yes/No	4	728	731	Is a default SECLABEL assigned?
RPKQ_SERIAL_NUMBER	Char	255	733	987	Certificate serial number.
RPKQ_ISSUERS_DN	Char	255	989	1243	Certificate issuer's distinguished name.
RPKQ_UTK_NETW	Char	8	1245	1252	The port of entry network name.
RPKQ_X500_SUBJECT	Char	255	1254	1508	Subject's name associated with this event.
RPKQ_X500_ISSUER	Char	255	1510	1764	Issuer's name associated with this event.
RPKQ_NOTBEFOR_DATE	Char	10	1766	1775	Requested certificate NotBefore date.
RPKQ_NOTAFTER_DATE	Char	10	1777	1786	Requested certificate NotAfter date.
RPKQ_SUBJECTS_DN	Char	255	1788	2042	Certificate subject's distinguished name.
RPKQ_REQUESTOR	Char	32	2044	2075	Requester's email address.
RPKQ_SERV_POENAME	Char	64	2077	2140	SERVAUTH resource or profile name.
RPKQ_CA_DOMAIN	Char	8	2142	2149	Domain name of the target PKI Services instance.
RPKQ_CTX_USER	Char	510	2151	2660	Authenticated user name.
RPKQ_CTX_REG	Char	255	2662	2916	Authenticated user registry name.
RPKQ_CTX_HOST	Char	128	2918	3045	Authenticated user host name.
RPKQ_CTX_MECH	Char	16	3047	3062	Authenticated user authentication mechanism object identifier (OID).
RPKQ_KEY_ID	Char	40	3064	3103	Hash of the public key generated by PKI Services.
RPKQ_IDID_USER	Char	985	3105	4089	Authenticated distributed user name.

Format of unloaded SMF type 80 data

Table 183. Format of the RPKIQREC record extension (event code 89) (continued)

Field name	Type	Length	Position		Comments
			Start	End	
RPKQ_IDID_REG	Char	1021	4091	5111	Authenticated distributed user registry name.

Table 184. Event qualifiers for RPKIQREC records

Event qualifier	Event qualifier number	Event description
SUCCESS	00	Successful user QRECOVER request.
INSAUTH	01	Insufficient authority for user QRECOVER.

Chapter 7. The format of the unloaded SMF type 81 data

RACF writes a type 81 record at the completion of the initialization of RACF. Table 185 describes the format of the unloaded version of this record.

Table 185. Format of the unloaded SMF type 81 records

Field name	Type	Length	Position		Comments
			Start	End	
RINI_EVENT_TYPE	Char	8	1	8	The type of the event. Set to "RACFINIT".
RINI_RESERVED_01	Char	8	10	17	This field is reserved and is set to blanks to allow a common alignment with other unloaded SMF records.
RINI_TIME_WRITTEN	Time	8	19	26	Time that the record was written to SMF.
RINI_DATE_WRITTEN	Date	10	28	37	Date that the record was written to SMF.
RINI_SYSTEM_SMFID	Char	4	39	42	SMF system ID of the system from which the record originates.
RINI_DATASET_NAME	Char	44	44	87	Name of the RACF database for this IPL.
RINI_DATASET_VOL	Char	6	89	94	Volume upon which the RACF data set resides
RINI_DATASET_UNIT	Char	3	96	98	Unit name of the RACF database.
RINI_UADS_NAME	Char	44	100	143	Name of the user attribute data set for this IPL.
RINI_UADS_VOL	Char	6	145	150	Volume upon which the user attribute data set resides.
RINI_RACINIT_STATS	Yes/No	4	152	155	Are RACINIT statistics recorded?
RINI_DATASET_STATS	Yes/No	4	157	160	Are data set statistics recorded?
RINI_RACINIT_PRE	Yes/No	4	162	165	Is there a RACROUTE REQUEST=VERIFY preprocessing exit (ICHRIX01)?
RINI_RACHECK_PRE	Yes/No	4	167	170	Is there a RACROUTE REQUEST=AUTH preprocessing exit (ICHRXC01)?
RINI_RACDEF_PRE	Yes/No	4	172	175	Is there a RACROUTE REQUEST=DEFINE preprocessing exit (ICHRDX01)?
RINI_RACINIT_POST	Yes/No	4	177	180	Is there a RACROUTE REQUEST=VERIFY postprocessing exit (ICHRIX02)?
RINI_RACHECK_POST	Yes/No	4	182	185	Is there a RACROUTE REQUEST=AUTH postprocessing exit (ICHRXC02)?
RINI_NEW_PWD_EXIT	Yes/No	4	187	190	Is there a new-password exit routine (ICHPWX01)?
RINI_TAPEVOL_STATS	Yes/No	4	192	195	Are tape volume statistics recorded?
RINI_DASD_STATS	Yes/No	4	197	200	Are DASD statistics recorded?
RINI_TERM_STATS	Yes/No	4	202	205	Are terminal statistics recorded?
RINI_CMD_EXIT	Yes/No	4	207	210	Is the command exit routine ICHCNX00 active? ICHCNX00 is invoked for RACF commands, the IRRUT100 utility, and by IRRXT00 when a RACROUTE REQUEST=EXTRACT is issued for CLASS=DATASET.
RINI_DEL_CMD_EXIT	Yes/No	4	212	215	Is the command exit routine ICHCCX00 active? ICHCCX00 is invoked for the DELGROUP, DELUSER, and REMOVE commands.
RINI_ADSP	Yes/No	4	217	220	Is ADSP active?
RINI_ENCRYPT_EXIT	Yes/No	4	222	225	Is the encryption exit ICHDEX01 active?
RINI_NAMING_CONV	Yes/No	4	227	230	Is the naming convention table ICHNCV00 present?

Table 185. Format of the unloaded SMF type 81 records (continued)

Field name	Type	Length	Position		Comments
			Start	End	
RINI_TAPEVOL	Yes/No	4	232	235	Is tape volume protection in effect?
RINI_DUP_DSNS	Yes/No	4	237	240	Are duplicate data set names allowed to be defined?
RINI_DASD	Yes/No	4	242	245	Is DASD volume protection in effect?
RINI_FRACHECK_PRE	Yes/No	4	247	250	Is the RACROUTE REQUEST=FASTAUTH preprocessing exit (ICHRFX01) active?
RINI_RACLIST_PRE	Yes/No	4	252	255	Is the RACROUTE REQUEST=LIST pre/postprocessing exit (ICHRFX01) active?
RINI_RACLIST_SEL	Yes/No	4	257	260	Is the RACROUTE REQUEST=LIST selection exit (ICHRFX02) active?
RINI_RACDEF_POST	Yes/No	4	262	265	Is the RACROUTE REQUEST=DEFINE postprocessing exit (ICHRDX02) active?
RINI_AUDIT_USER	Yes/No	4	267	270	Are user class profile changes being audited?
RINI_AUDIT_GROUP	Yes/No	4	272	275	Are group class profile changes being audited?
RINI_AUDIT_DATASET	Yes/No	4	277	280	Are data set class profile changes being audited?
RINI_AUDIT_TAPEVOL	Yes/No	4	282	285	Are tape volume class profile changes being audited?
RINI_AUDIT_DASDVOL	Yes/No	4	287	290	Are DASD volume class profile changes being audited?
RINI_AUDIT_TERM	Yes/No	4	292	295	Are terminal class profile changes being audited?
RINI_AUDIT_CMDVIOL	Yes/No	4	297	300	Are command violations being audited?
RINI_AUDIT_SPECIAL	Yes/No	4	302	305	Are special users being audited?
RINI_AUDIT_OPER	Yes/No	4	307	310	Are operations users being audited?
RINI_AUDIT_LEVEL	Yes/No	4	312	315	Is auditing by security level in effect?
RINI_ACEE_COMPRESS	Yes/No	4	317	320	Is the IRRACX01 exit in effect?
RINI_FASTAUTH_PRE	Yes/No	4	322	325	Is the FASTAUTH AR mode preprocessing exit (ICHRFX03) in effect?
RINI_FASTAUTH_POST	Yes/No	4	327	330	Is the FASTAUTH AR mode postprocessing exit (ICHRFX04) in effect?
RINI_TERM	Yes/No	4	332	335	Is terminal authorization checking in effect?
RINI_TERM_NONE	Yes/No	4	337	340	Are undefined terminals treated as UACC=NONE?
RINI_REALDSN	Yes/No	4	342	345	Is REALDSN in effect?
RINI_XBMALLRACF	Yes/No	4	347	350	Is the JES XBMALLRACF option in effect?
RINI_EARLYVERIFY	Yes/No	4	352	355	Is the JES EARLYVERIFY option in effect?
RINI_BATCHALLRACF	Yes/No	4	357	360	Is the JES BATCHALLRACF option in effect?
RINI_FRACHECK_POST	Yes/No	4	362	365	Is the RACROUTE REQUEST=FASTAUTH post processing exit (ICHRFX02) in effect?
RINI_PWD_INT	Integer	3	367	369	The maximum password interval.
RINI_SINGLE_DSN	Char	8	371	378	The single level data set name.
RINI_TAPEDSN	Yes/No	4	380	383	Is TAPEDSN in effect?
RINI_PROTECTALL	Yes/No	4	385	388	Is PROTECTALL in effect?
RINI_PROTECTALL_W	Yes/No	4	390	393	Is PROTECTALL warning in effect?
RINI_ERASE	Yes/No	4	395	398	Is ERASE-ON-SCRATCH in effect?
RINI_ERASE_LEVEL	Yes/No	4	400	403	Is ERASE-ON-SCRATCH based on security level in effect?

Table 185. Format of the unloaded SMF type 81 records (continued)

Field name	Type	Length	Position		Comments
			Start	End	
RINI_ERASE_ALL	Yes/No	4	405	408	Is ERASE-ON-SCRATCH for all data sets in effect?
RINI_EGN	Yes/No	4	410	413	Is enhanced generic naming in effect?
RINI_WHEN_PROGRAM	Yes/No	4	415	418	Is access control by program in effect?
RINI_RETENTION	Integer	5	420	424	System retention period.
RINI_LEVEL_ERASE	Integer	5	426	430	Security level for ERASE-ON-SCRATCH.
RINI_LEVEL_AUDIT	Integer	5	432	436	Security level for auditing.
RINI_SECL_CTRL	Yes/No	4	438	441	Is SECLABELCONTROL in effect?
RINI_CATDSNS	Yes/No	4	443	446	Is CATDSNS in effect?
RINI_MLQUIET	Yes/No	4	448	451	Is MLQUIET in effect?
RINI_MLSTABLE	Yes/No	4	453	456	Is MLSTABLE in effect?
RINI_MLS	Yes/No	4	458	461	Is SETROPTS MLS (no write-down) in effect?
RINI_MLACTIVE	Yes/No	4	463	466	Is MLACTIVE in effect?
RINI_GENERIC_OWNER	Yes/No	4	468	471	Is GENERICOWNER in effect?
RINI_SECL_AUDIT	Yes/No	4	473	476	Is SECLABELAUDIT in effect?
RINI_SESSION_INT	Integer	5	478	482	Partner LU-verification session key interval.
RINI_NJE_NAME_ID	Char	8	484	491	JES NJE name user ID.
RINI_NJE_UDFND_ID	Char	8	493	500	JES UNDEFINEDUSER user ID.
RINI_COMPATMODE	Yes/No	4	502	505	Is COMPATMODE in effect?
RINI_CATDSNS_FAIL	Yes/No	4	507	510	Is CATDSNS failures in effect?
RINI_MLS_FAIL	Yes/No	4	512	515	Is MLS failures in effect?
RINI_MLACTIVE_FAIL	Yes/No	4	517	520	Is MLACTIVE failures in effect?
RINI_APPLAUD	Yes/No	4	522	525	Is APPLAUDIT in effect?
RINI_DFT_PRI	Char	3	527	529	Default primary language for the installation.
RINI_DFT_SEC	Char	3	531	533	Default secondary language for the installation.
RINI_RESERVED_02	Char	4	535	538	Reserved for IBM's use
RINI_ALL_CMD_EXIT	Yes/No	4	540	543	Did the exit for all commands (IRREX01) have any active exit routines at IPL time?
RINI_ADDCREATOR	Yes/No	4	545	548	Is the SETROPTS ADDCREATOR option in effect?
RINI_ACEE_COMP_XM	Yes/No	4	550	553	Is the IRRACX02 exit in effect?
RINI_ENCRYPT_EXIT2	Yes/No	4	555	558	Is IRRDEX11 exit in effect?
RINI_PWD_HIST	Integer	3	560	562	The password history value.
RINI_PWD_REVOKE	Integer	3	564	566	The number of incorrect logon passwords before users are revoked.
RINI_PWD_WARN	Integer	3	568	570	The number of days before password expiry during which users receive a warning message.
RINI_PWDRULE1_MIN	Integer	1	572	572	Password syntax rule 1 minimum length.
RINI_PWDRULE1_MAX	Integer	1	574	574	Password syntax rule 1 maximum length.
RINI_PWDRULE1	Char	8	576	583	Password syntax rule 1.
RINI_PWDRULE2_MIN	Integer	1	585	585	Password syntax rule 2 minimum length.
RINI_PWDRULE2_MAX	Integer	1	587	587	Password syntax rule 2 maximum length.
RINI_PWDRULE2	Char	8	589	596	Password syntax rule 2.
RINI_PWDRULE3_MIN	Integer	1	598	598	Password syntax rule 3 minimum length.
RINI_PWDRULE3_MAX	Integer	1	600	600	Password syntax rule 3 maximum length.

Table 185. Format of the unloaded SMF type 81 records (continued)

Field name	Type	Length	Position		Comments
			Start	End	
RINI_PWDRULE3	Char	8	602	609	Password syntax rule 3.
RINI_PWDRULE4_MIN	Integer	1	611	611	Password syntax rule 4 minimum length.
RINI_PWDRULE4_MAX	Integer	1	613	613	Password syntax rule 4 maximum length.
RINI_PWDRULE4	Char	8	615	622	Password syntax rule 4.
RINI_PWDRULE5_MIN	Integer	1	624	624	Password syntax rule 5 minimum length.
RINI_PWDRULE5_MAX	Integer	1	626	626	Password syntax rule 5 maximum length.
RINI_PWDRULE5	Char	8	628	635	Password syntax rule 5.
RINI_PWDRULE6_MIN	Integer	1	637	637	Password syntax rule 6 minimum length.
RINI_PWDRULE6_MAX	Integer	1	639	639	Password syntax rule 6 maximum length.
RINI_PWDRULE6	Char	8	641	648	Password syntax rule 6.
RINI_PWDRULE7_MIN	Integer	1	650	650	Password syntax rule 7 minimum length.
RINI_PWDRULE7_MAX	Integer	1	652	652	Password syntax rule 7 maximum length.
RINI_PWDRULE7	Char	8	654	661	Password syntax rule 7.
RINI_PWDRULE8_MIN	Integer	1	663	663	Password syntax rule 8 minimum length.
RINI_PWDRULE8_MAX	Integer	1	665	665	Password syntax rule 8 maximum length.
RINI_PWDRULE8	Char	8	667	674	Password syntax rule 8.
RINI_INACTIVE	Integer	3	676	678	The number of days of inactivity before users are revoked.
RINI_GRPLIST	Yes/No	4	680	683	Is list-of-groups processing in effect?
RINI_MODEL_GDG	Yes/No	4	685	688	Is MODEL(GDG) in effect?
RINI_MODEL_USER	Yes/No	4	690	693	Is MODEL(USER) in effect?
RINI_MODEL_GROUP	Yes/No	4	695	698	Is MODEL(GROUP) in effect?
RINI_RSWI_INST_PWD	Yes/No	4	700	703	"Yes" if an installation-defined RVARV SWITCH password is in effect. "No" if the default RVARV SWITCH password is in effect.
RINI_RSTA_INST_PWD	Yes/No	4	705	708	"Yes" if an installation-defined RVARV STATUS password is in effect. "No" if the default RVARV STATUS password is in effect.
RINI_KERBLVL	Integer	3	710	712	Level of KERB segment processing in effect.
RINI_MLFS	Char	8	714	721	What is the status of the MLFSOBJ SETROPTS option? (Active or inactive.)
RINI_MLIPC	Char	8	723	730	What is the status of the SETROPTS MLIPCOBJ option? (Active or inactive)
RINI_MLNAMES	Yes/No	4	732	735	Is MLNAMES in effect?
RINI_SLBYSYS	Yes/No	4	737	740	Is SECLBYSYSTEM in effect?
RINI_PWD_MIN	Integer	3	742	744	The password minimum change interval
RINI_PWD_MIXED	Yes/No	4	746	749	Are mixed case passwords allowed?
RINI_NEW_PHR_EXIT	Yes/No	4	751	754	Is the ICHPWX11 exit in effect?
RINI_FLD_VAL_EXIT	Yes/No	4	756	759	Did the field validation exit for custom fields (IRRVAF01) have any active exit routines at IPL time?
RINI_PWD_SPECIAL	Yes/No	4	761	764	Are special characters allowed in passwords?
RINI_PWD_ALG	Char	10	766	777	Algorithm that is used to encrypt passwords and password phrases. Possible values are "KDFAES" and "LEGACY".

The format of the unloaded SMF type 81 class data

Table 186 describes the format of the class information that is contained in the SMF type 81 record.

Table 186. Format of the unloaded SMF type 81 class records

Field Name	Type	Length	Position		Comments
			Start	End	
RINC_EVENT_TYPE	Char	8	1	8	The type of the event. Set to "CLASNAME".
RINC_RESERVED_01	Char	8	10	17	This field is reserved and is set to blanks to allow a common alignment with other unloaded SMF records.
RINC_TIME_WRITTEN	Time	8	19	26	Time that the record was written to SMF.
RINC_DATE_WRITTEN	Date	10	28	37	Date that the record was written to SMF.
RINC_SYSTEM_SMFID	Char	4	39	42	SMF system ID of the system from which the record originates.
RINC_CLASS_NAME	Char	8	44	51	The name of the class.
RINC_STATS	Yes/No	4	53	56	Are statistics collected for this class?
RINC_AUDIT	Yes/No	4	58	61	Is this class being audited?
RINC_ACTIVE	Yes/No	4	63	66	Is this class active?
RINC_GENERIC	Yes/No	4	68	71	Can generic profiles be defined in this class?
RINC_GENCMD	Yes/No	4	73	76	Is generic command processing enabled for this class?
RINC_GLOBAL	Yes/No	4	78	81	Is this class enabled for global access checking?
RINC_RACLIST	Yes/No	4	83	86	Has SETR RACLIST been issued for this class?
RINC_GENLIST	Yes/No	4	88	91	Has SETR GENLIST been issued for this class?
RINC_LOG_OPTIONS	Char	8	93	100	The LOGOPTIONS for the class. Valid values are "ALWAYS", "NEVER", "SUCCESS", "FAILURES", and "DEFAULT".

For more information on XML grammar and IRRADU00 record format, see:

- "IRRADU00 record format" on page 135
- "XML grammar" on page 136
- "Steps for converting RACF field names to XML tag names" on page 136

Chapter 8. The format of the unloaded SMF type 83 data

RACF writes a type 83 subtype 1 record for each data set that is affected by the change of a security label. Table 187 describes the format of the unloaded version of this record.

Table 187. Format of the unloaded SMF type 83 records

Field name	Type	Length	Position		Comments
			Start	End	
DSAF_EVENT_TYPE	Char	8	1	8	The type of the event. Set to "DSAF".
DSAF_RESERVED_01	Char	8	10	17	This field is reserved and is set to blanks to allow a common alignment with other unloaded SMF records.
DSAF_TIME_WRITTEN	Time	8	19	26	Time that the record was written to SMF.
DSAF_DATE_WRITTEN	Date	10	28	37	Date that the record was written to SMF.
DSAF_SYSTEM_SMFID	Char	4	39	42	SMF system ID of the system from which the record originates.
DSAF_SECL_LINK	Char	16	44	59	Key to link together the data sets affected by a change of security label and the command that caused the security label change.
DSAF_VIOLATION	Yes/No	4	61	64	Does this record represent a violation?
DSAF_USER_NDFND	Yes/No	4	66	69	Was this user not defined to RACF?
DSAF_USER_WARNING	Yes/No	4	71	74	Was this record created because of WARNING?
DSAF_EVT_USER_ID	Char	8	76	83	User ID associated with the event.
DSAF_EVT_GRP_ID	Char	8	85	92	Group name associated with the event.
DSAF_AUTH_NORMAL	Yes/No	4	94	97	Was normal authority checking a reason for access being allowed?
DSAF_AUTH_SPECIAL	Yes/No	4	99	102	Was special authority checking a reason for access being allowed?
DSAF_AUTH_OPER	Yes/No	4	104	107	Was operations authority checking a reason for access being allowed?
DSAF_AUTH_AUDIT	Yes/No	4	109	112	Was auditor authority checking a reason for access being allowed?
DSAF_AUTH_EXIT	Yes/No	4	114	117	Was exit checking a reason for access being allowed?
DSAF_AUTH_FAILSFT	Yes/No	4	119	122	Was failsoft checking a reason for access being allowed?
DSAF_AUTH_BYPASS	Yes/No	4	124	127	Was the use of the user ID *BYPASS* a reason for access being allowed?
DSAF_AUTH_TRUSTED	Yes/No	4	129	132	Was trusted authority checking a reason for access being allowed?
DSAF_LOG_CLASS	Yes/No	4	134	137	Was SETR AUDIT(class) checking a reason for this event to be recorded?
DSAF_LOG_USER	Yes/No	4	139	142	Was auditing requested for this user?
DSAF_LOG_SPECIAL	Yes/No	4	144	147	Was auditing requested for access granted due to the SPECIAL privilege?
DSAF_LOG_ACCESS	Yes/No	4	149	152	Did the profile indicate audit, or did FAILSOFT processing allow access, or did the RACHECK exit indicate auditing?
DSAF_LOG_RACINIT	Yes/No	4	154	157	Did the RACINIT fail?
DSAF_LOG_ALWAYS	Yes/No	4	159	162	Is this command always audited?

Table 187. Format of the unloaded SMF type 83 records (continued)

Field name	Type	Length	Position		Comments
			Start	End	
DSAF_LOG_CMDVIOL	Yes/No	4	164	167	Was this event audited due to CMDVIOL?
DSAF_LOG_GLOBAL	Yes/No	4	169	172	Was this event audited due to GLOBALAUDIT?
DSAF_TERM_LEVEL	Integer	3	174	176	The terminal level associated with this audit record.
DSAF_BACKOUT_FAIL	Yes/No	4	178	181	Did RACF fail in backing out the data?
DSAF_PROF_SAME	Yes/No	4	183	186	Was the profile the same at the end of this event?
DSAF_TERM	Char	8	188	195	The terminal associated with the event.
DSAF_JOB_NAME	Char	8	197	204	The job name associated with the event.
DSAF_READ_TIME	Time	8	206	213	The time that the job entered the system.
DSAF_READ_DATE	Date	10	215	224	The date that the job entered the system.
DSAF_SMF_USER_ID	Char	8	226	233	User ID from SMF common area. This value is managed by SMF and the SMF processing exits.
DSAF_LOG_LEVEL	Yes/No	4	235	238	Was this event audited due to SECLEVEL auditing?
DSAF_LOG_LOGOPT	Yes/No	4	240	243	Was this event audited due to SETR LOGOPTIONS auditing?
DSAF_LOG_SECL	Yes/No	4	245	248	Was this event audited due to SETR SECLABELAUDIT auditing?
DSAF_LOG_COMPATM	Yes/No	4	250	253	Was this event audited due to SETR COMPATMODE auditing?
DSAF_LOG_APPLAUD	Yes/No	4	255	258	Was this event audited due to SETR APPLAUDIT?
DSAF_USR_SECL	Char	8	260	267	The security label associated with this user.
DSAF_DATA_SET	Char	44	269	312	The name of the data set affected by the security label change.
DSAF_RESERVED_02	Char	2	314	315	Reserved for IBM's use.
DSAF_PROD_ID	Char	8	317	324	Short name for the product or component logging the event

Note: The format of unloaded SMF records, subtype 2 and above, is described in product-specific documentation.

For more information on XML grammar and IRRADU00 record format, see:

- “IRRADU00 record format” on page 135
- “XML grammar” on page 136
- “Steps for converting RACF field names to XML tag names” on page 136

Chapter 9. RACF database unload utility (IRRDBU00) records

For a description of the RACF database unload utility and instructions on how to run it, see *z/OS Security Server RACF Security Administrator's Guide*.

Running the unload

Whenever you need to run the database unload utility against a database that is active on a system that is a member of the RACF sysplex data sharing group, always run the utility from a system in the group. If you do not, you might receive unpredictable results from the utility.

IRRDBU00 record types

The database unload utility gives every record it creates a record type. This record type is a 4-byte identification number in the first four positions of every record. For details about the format of the identification number, see "Format of the record type identification number" on page 309.

The record types and their associated names are:

Record Type

Record Name

0100	Group Basic Data
0101	Group Subgroups
0102	Group Members
0103	Group Installation Data
0110	Group DFP Data
0120	Group OMVS Data
0130	Group OVM Data
0140	Reserved
0141	Group TME Data
0150	Reserved
0151	Group CSDATA Custom Fields
0200	User Basic Data
0201	User Categories
0202	User Classes
0203	User Group Connections
0204	User Installation Data
0205	User Connect Data
0206	User RRSF Data
0207	User Certificate Name
0208	User Associated Mappings
0209	User Associated Distributed Mappings
020A	User MFA Factor Data Record
020B	User MFA Policies Record
0210	User DFP Data
0220	User TSO Data
0230	User CICS Data
0231	User CICS Operator Classes
0232	User CICS RSL Keys
0233	User CICS TSL Keys
0240	User Language Data

Database unload IRRDBU00

0250	User OPERPARM Data
0251	User OPERPARM Scope
0260	User WORKATTR Data
0270	User OMVS Data
0280	User NETVIEW Segment
0281	User OPCLASS
0282	User DOMAINS
0290	User DCE Data
02A0	User OVM Data
02B0	User LNOTES Data
02C0	User NDS Data
02D0	User KERB Data
02E0	User PROXY Data
02F0	User EIM Data
02G0	Reserved
02G1	User CSDATA Custom Fields
0400	Data Set Basic Data
0401	Data Set Categories
0402	Data Set Conditional Access
0403	Data Set Volumes
0404	Data Set Access
0405	Data Set Installation Data
0410	Data Set DFP Data
0420	Reserved
0421	Data Set TME Data
0500	General Resource Basic Data
0501	General Resource Tape Volume Data
0502	General Resource Categories
0503	General Resource Members
0504	General Resource Volumes
0505	General Resource Access
0506	General Resource Installation Data
0507	General Resource Conditional Access
0508	Filter Data
0509	General Resource Distributed Identity Mapping Data
0510	General Resource Session Data
0511	General Resource Session Entities
0520	General Resource DLF Data
0521	General Resource DLF Job Names
0530	Reserved
0540	General Resource Started Task Data
0550	General Resource SystemView Data
0560	General Resource Certificate Data
0561	General Resource Certificate References
0562	General Resource Key Ring Data
0570	General Resource TME Data
0571	General Resource TME Child
0572	General Resource TME Resource
0573	General Resource TME Group
0574	General Resource TME Role
0580	General Resource KERB Data
0590	General Resource PROXY Data
05A0	General Resource EIM Data
05B0	General Resource Alias Data
05C0	General Resource CDTINFO Data
05D0	General Resource ICTX Data

05E0	General Resource CFDEF Data
05F0	General Resource SIGVER Data
05G0	General Resource ICSF
05G1	General Resource ICSF Key Label
05G2	General Resource ICSF Certificate Identifier
05H0	General Resource MFA Definition Record
05I0	General Resource MFA Policy Definition Record
05I1	General Resource MFA Policy Factors Record
1210	User MFA Factor Tags Data Record
1560	General Resource Certificate Information

Format of the record type identification number

The identification number for the record type is in the format PPSF, where

PP Profile type

01 For groups

02 For users

04 For data sets

05 For general resources

1n For extension records, where *n* indicates profile type: 1, 2, 4, or 5, as listed above.

For example, record number 1560 identifies the General Resource Certificate Data extension record.

S Segment number

0 Base segment

all others

Segment value as determined by the position of the segment in the template

F Additional record qualifier

For example, when the profile type is 01 - 05, the additional record qualifier identifies a repeat group within the segment. A zero (0) indicates a non-repeat group within the segment.

The relationships among unloaded database records

The following figures describe how the records produced by the database unload utility relate to each other. The conventions used in the figures are:

- Only fields showing a relationship to another record type are described.
- A line shows a relationship between different types of records.
- The complete field names are in the format

prefix_fieldname

where *prefix* is the unique record prefix assigned to the record and *fieldname* identifies the field in the record. Each section provides the prefix added to the field names.

- The arrows on the connecting line clarify the relationship; they point to the field that had to have existed first in the RACF database.

For example, there is a user named GARREN. GARREN creates a group named TEST. The user ID named GARREN had to exist before the group TEST was created.

In terms of the output from database unload, there exists a user basic data record with GARREN in the USBD_NAME field. There also exists a group basic data record with TEST in the GPBD_NAME field and GARREN in the GPBD_OWNER_ID field.

The figures illustrating the relationships are located as follows:

- Group records, see Figure 1
- User records, see Figure 3 on page 313
- Data set records, see Figure 4 on page 314
- General Resource records, see Figure 5 on page 316.

Unloaded group record types

The prefix representing the record identifier is omitted in the pictorial diagrams.

For group records, the prefixes are:

Record Name	Record Type	Record Prefix
Group Basic Data	0100	GPBD
Group Subgroups	0101	GPSGRP
Group Members	0102	GPMEM
Group Installation Data	0103	GPINSTD
Group DFP Data	0110	GPDFP
Group OMVS Data	0120	GPOMVS
Group OVM Data	0130	GPOVM
Group TME Data	0141	GPTME
Group CSDATA Custom Fields	0151	GPCSD

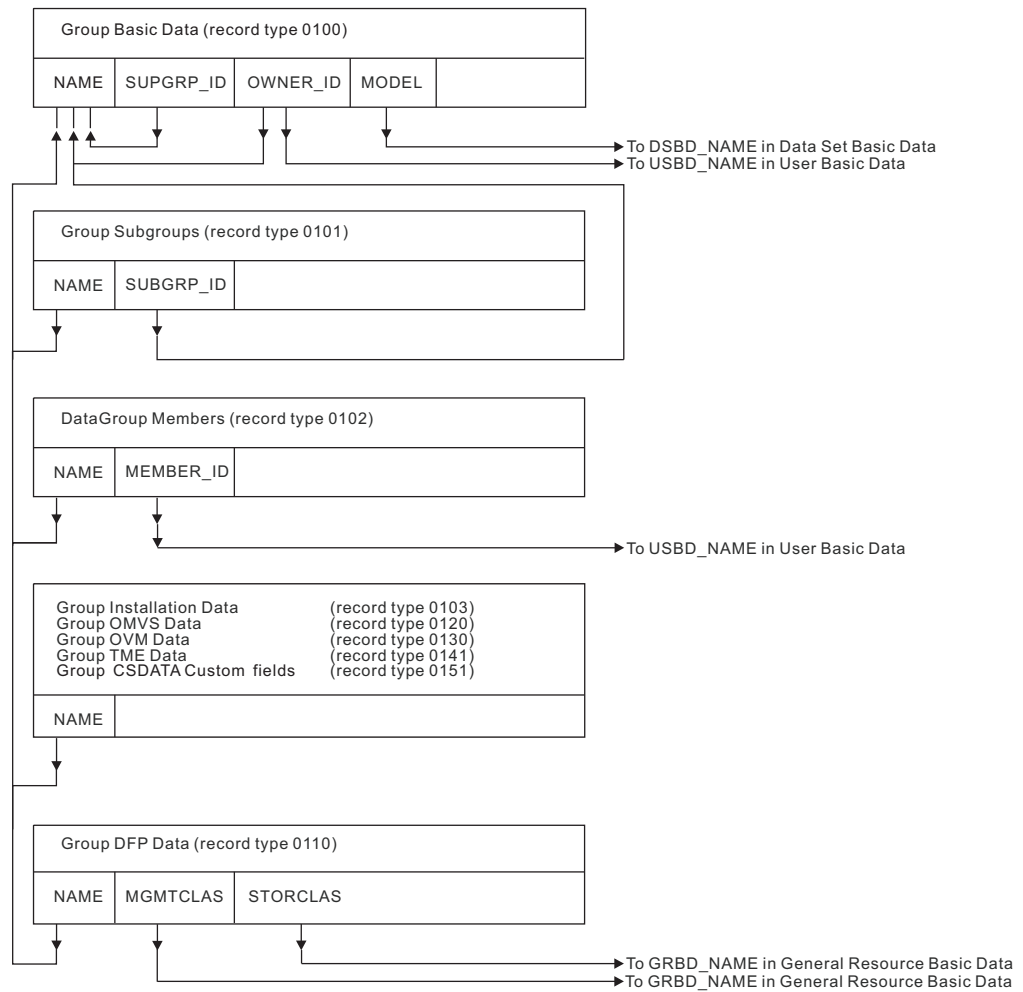


Figure 1. Relationship among the group record types

Unloaded user record types

The high level qualifier which represents the table identifier is omitted. For user records, these qualifiers are:

Record Name	Record Type	Record Prefix
User Basic Data	0200	USB
User Categories	0201	USCAT
User Classes	0202	USCLA
User Group Connections	0203	USGCON
User Installation Data	0204	USINST
User Connect Data	0205	USCON
User RRSF Data	0206	USRSF
User Certificate Data	0207	USCERT
User Mappings	0208	USNMAP
User Associated Distributed Mappings	0209	USDMAP
User MFA Factor Data Record	020A	USMFA
User MFA Factor Tags Data Record	020B	USMFAC
User DFP Data	0210	USDFP
User TSO Data	0220	USTSO
User CICS Data	0230	USCICS
User CICS Operator Classes	0231	USCOPC
User CICS RSL Keys	0232	USCRSL
User CICS TSL Keys	0233	USCTSL
User Language Data	0240	USLAN
User OPERPARM Data	0250	USOPR
User OPERPARM Scope	0251	USOPRP
User WORKATTR Data	0260	USWRK
User OMVS Data	0270	USOMVS
User NETVIEW Segment	0280	USNETV
User OPCLASS	0281	USNOPC
User DOMAINS	0282	USNDOM
User DCE Data	0290	USDCE
User OVM Data	02A0	USOVM
User LNOTES Data	02B0	USLNOT
User NDS Data	02C0	USNDS
User KERB Data	02D0	USKERB
User PROXY Data	02E0	USPROXY
User EIM Data	02F0	USEIM
User CSDATA Custom Fields	02G1	USCSD

Database unload IRRDBU00

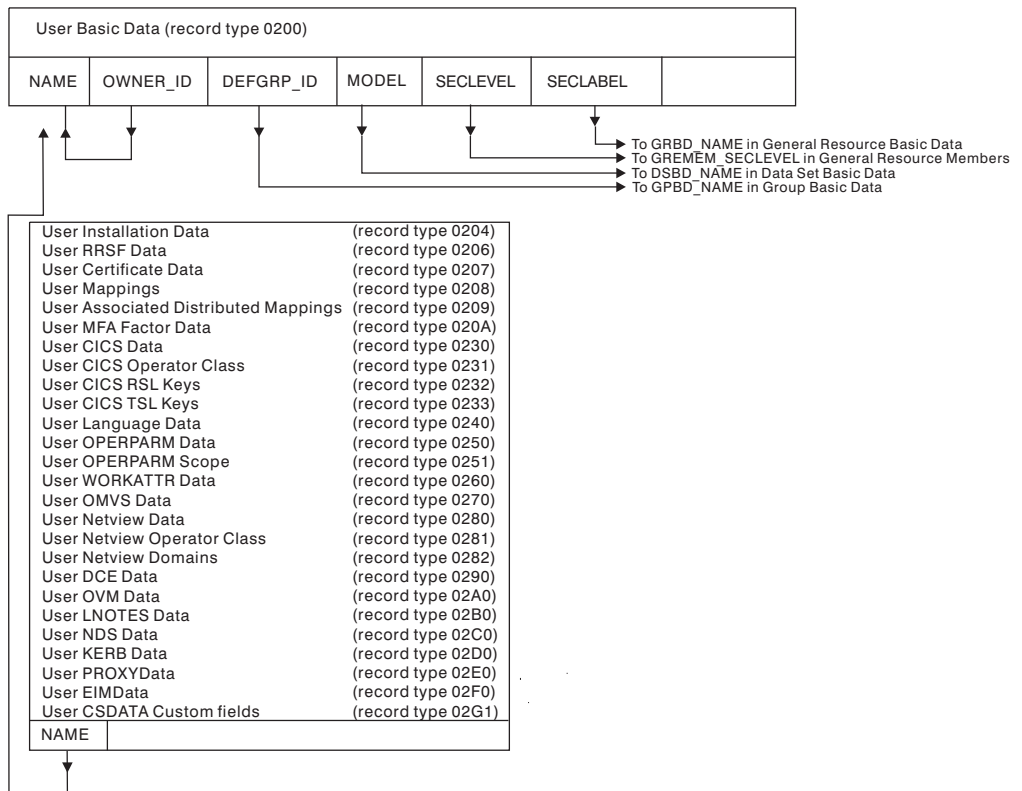


Figure 2. Relationship among the user record types (Part 1 of 2)

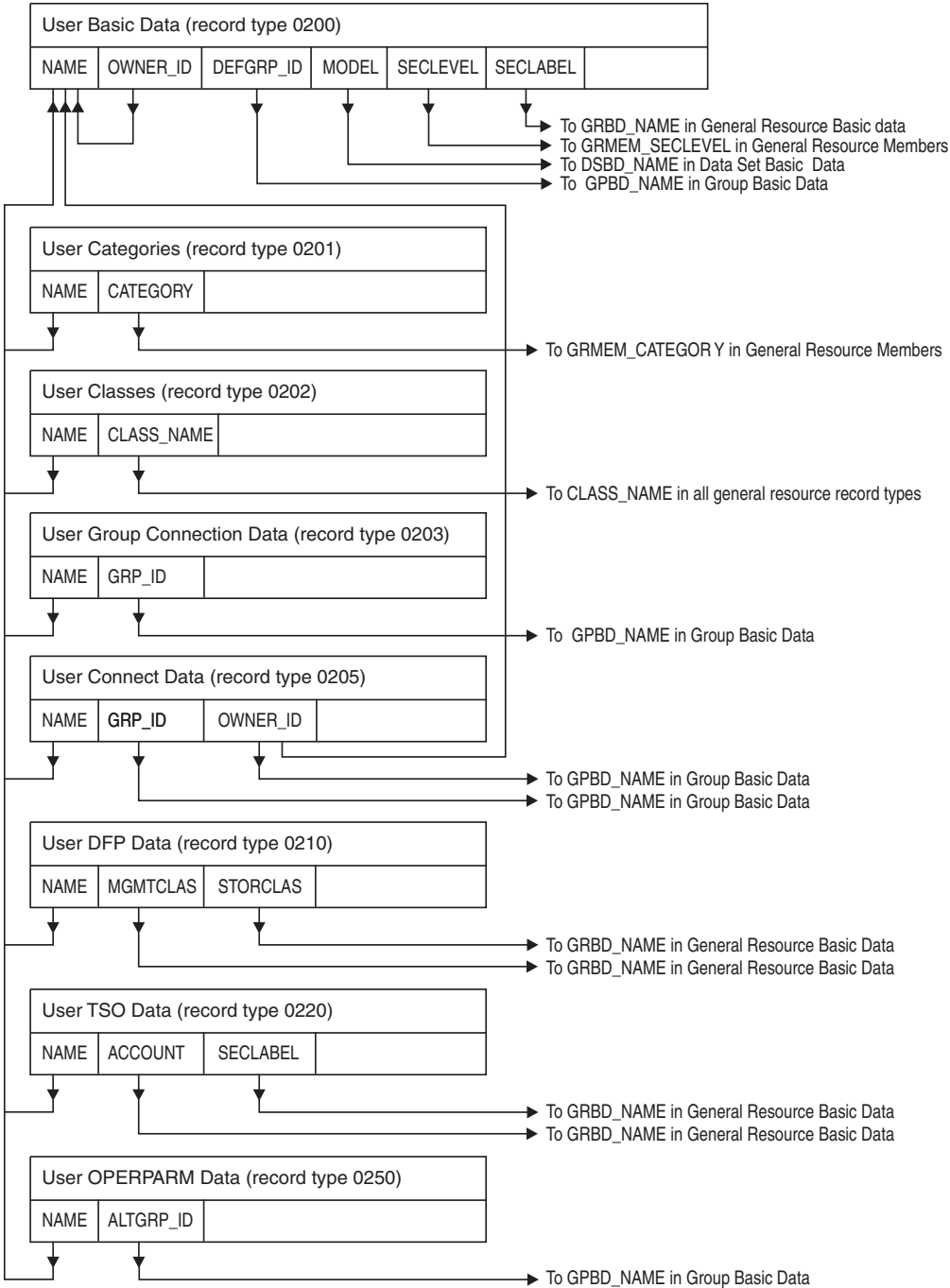


Figure 3. Relationship among the user record types (Part 2 of 2)

Unloaded data set record types

The high level qualifier which represents the table identifier is omitted. For data set records, these qualifiers are:

Record Name	Record Type	Record Prefix
Data Set Basic Data	0400	DSBD
Data Set Categories	0401	DSCAT
Data Set Conditional Access	0402	DSCACC
Data Set Volumes	0403	DSVOL
Data Set Access	0404	DSACC

Database unload IRRDBU00

Data Set Installation Data	0405	DSINSTD
Data Set DFP Data	0410	DSDFP
Data Set TME Role	0421	DSTME

The NAME/VOL field is a concatenation of the NAME field and VOLUME field.

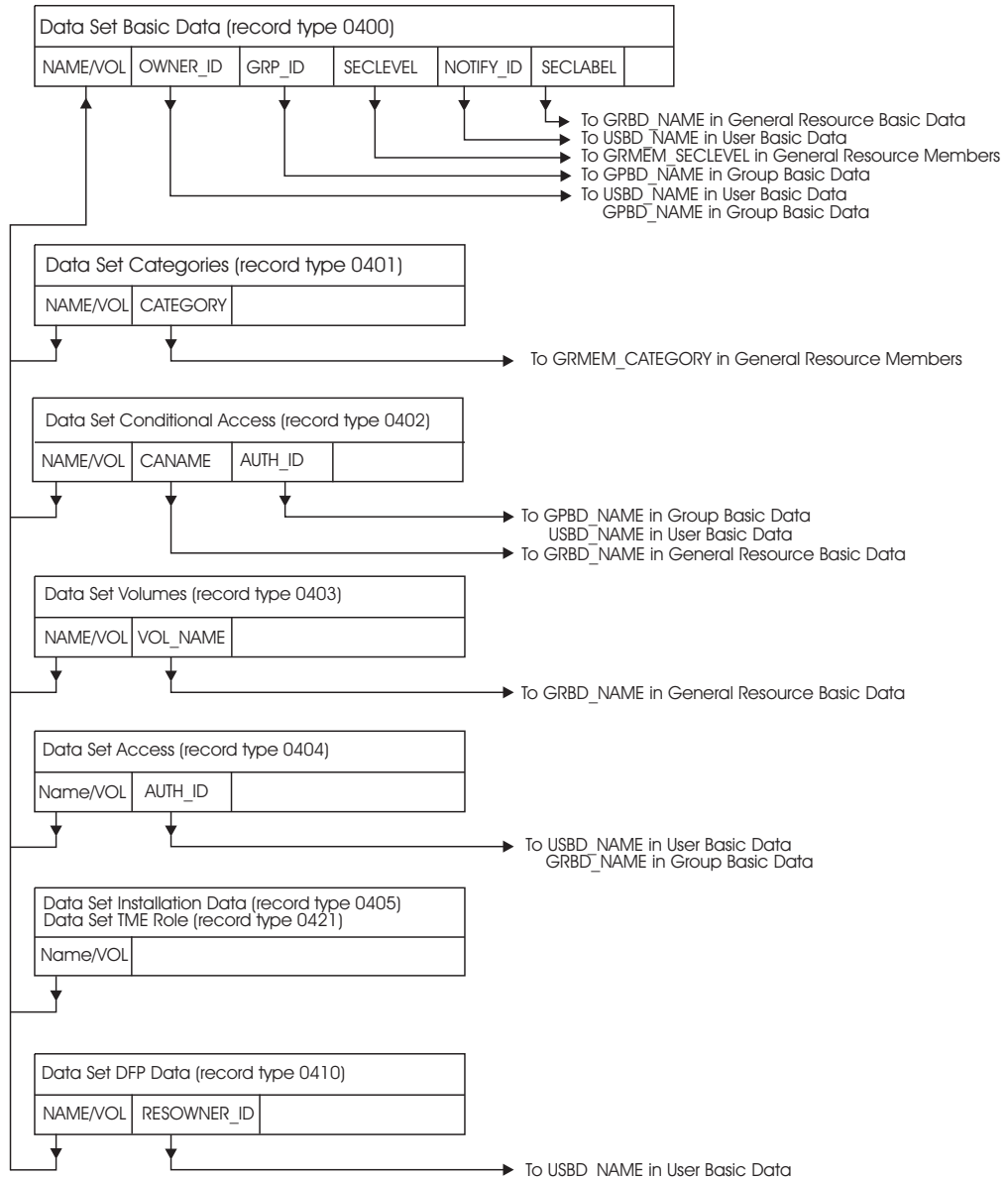


Figure 4. Relationship among the data set record types

Unloaded general resource record types

The high level qualifier which represents the table identifier is omitted. For general resource records, these qualifiers are:

Record Name	Record Type	Record Prefix
General Resource Basic Data	0500	GRBD
General Resource Tape Volume Data	0501	GRTVOL
General Resource Categories	0502	GRCAT
General Resource Members	0503	GRMEM
General Resource Volumes	0504	GRVOL
General Resource Access	0505	GRACC
General Resource Installation Data	0506	GRINSTD

Database unload IRRDBU00

General Resource Conditional Access	0507	GRCACC
General Filter Data	0508	GRFLTR
General Resource Distributed Identity Mapping Data	0509	GRDMAP
General Resource Session Data	0510	GRSES
General Resource Session Entities	0511	GRSESE
General Resource DLF Data	0520	GRDLF
General Resource DLF Job Names	0521	GRDLFJ
General Resource Started Task Data	0540	GRST
General Resource SystemView Data	0550	GRSV
General Resource Certificate Data	0560	GRCERT
General Resource Certificate References	0561	CERTR
General Resource Key Ring Data	0562	KEYR
General Resource TME Data	0570	GRTME
General Resource TME Child	0571	GRTMEC
General Resource TME Resource	0572	GRTMER
General Resource TME Group	0573	GRTMEG
General Resource TME Role	0574	GRTMEE
General Resource KERB Data	0580	GRKERB
General Resource PROXY Data	0590	GRPROXY
General Resource EIM Data	05A0	GREIM
General Resource Alias Data	05B0	GRALIAS
General Resource CDTINFO Data	05C0	GRCDT
General Resource ICTX Data	05D0	GRICTX
General Resource CFDEF Data	05E0	GRCFDEF
General Resource SIGVER Data	05F0	GRSIG
General Resource ICSF	05G0	GRCSF
General Resource ICSF Key Label	05G1	GRCSFK
General Resource ICSF Certificate Identifier	05G2	GRCSFC
General Resource MFA Definition Record	05H0	GRMFA
General Resource Certificate Information	1560	CERTN

Database unload IRRDBU00

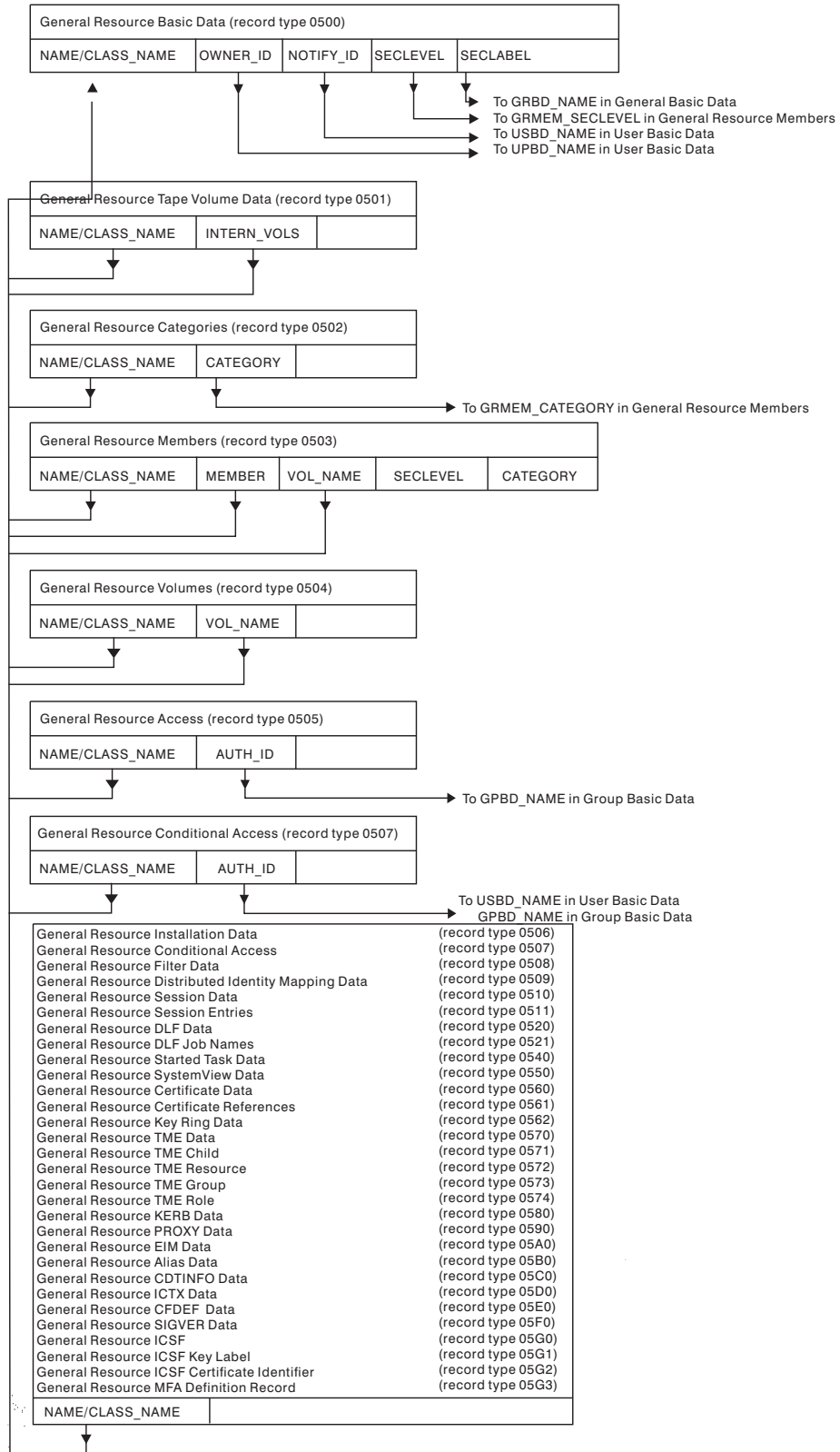


Figure 5. Relationship among the general resource record types

Conversion rules of the database unload utility

In unloading the database, these rules were followed:

- Each repeat group has its own record type.

For example, the repeat group representing the access list for data sets covered by a profile is ACL2CNT (the field name in the template). There is a data set access record (type 0404) created for each entry in the access list.

- Flag fields that are not mutually exclusive values (for example, 8-bit flags where more than one bit could be on at once) are defined as separate fields.

When this field is processed, it is unloaded as a 4-character field, with the values YES and NO as valid values. The field is left-justified.

- Flag fields that have mutually exclusive settings are unloaded as 8-character fields with a value corresponding to each bit setting.

For example, the UACC in a data set profile is a flag field in which each bit position corresponds to a universal access. The utility translates this single flag field into an 8-byte string with the value NONE, READ, UPDATE, CONTROL, or ALTER. If the flag field contains a value which is undefined, then the utility unloads the value as X<cc>, where cc is the hexadecimal value of the flag field.

- Encrypted and reserved fields are not unloaded.
- A maximum of 255 bytes are unloaded, except for the following fields:

Segment	Field	Bytes unloaded
PROXY	LDAP_HOST	1023
	BIND_DN	1023
EIM	DOMAIN_DN	1023
OMVS	HOME_PATH	1023
	PROGRAM	1023
OVM	HOME_PATH	1023
	PROGRAM	1023
	FSROOT	1023
DCE	DCE_NAME	1023
	HOMECELL	1023
CSDATA	All fields	Maximum available bytes are unloaded.

- Fields for the installation's data, such as INSTDATA or the USRxx fields, are unloaded without any decoding. The USRFLG field, however, is treated as a hexadecimal value and is represented by X<cc>.
- A single byte with the value blank (X'40') is placed between each field in the output record. This makes it easier to understand the output file when it is viewed.
- Fields in the database which contain null data have blanks unloaded, except for integer fields, which have a zero value unloaded. (Data is treated as null if 'FF' is coded as the default value for a character set in the base segment or if zeros are used in the character field in any segment other than the base segment.)
- Fields are converted to a readable form without interpretation of the current date or other information within the database.

For example, a user who shows as revoked when listed by LISTUSER, does not show as revoked with the raw UNLOAD data. If the revoked date is past,

LISTUSER processes the data and shows the user as ATTRIBUTES=REVOKED, however the FLAG4 (USBD_REVOKE) bit in the unload data shows as NO.

Also, a protected user might show as N/A in the LISTUSER field for PASS-INTERVAL=, however the UNLOAD data might show a residual value in USBD_PWD_INTERVAL.

For more information, see Comparing LISTUSER and LISTGRP output with IRRDBU00 in *z/OS Security Server RACF Security Administrator's Guide*.

Record formats produced by the database unload utility

The following topics contain a detailed description of the records that are produced by the database unload utility.

Each row in the tabular description of the records that are produced by the utility contains five pieces of information:

1. Descriptive name for the field
2. Type of field
 - Char** Character data.
 - Int** IntegerEBCDIC numeric data.
 - Time** A time value, in the form hh:mm:ss.
 - Date** A date value, in the form yyyy-mm-dd.
 - Yes/No**
Flag data, having the value YES or NO.
3. Starting position for the field
4. Ending position for the field
5. Free form description of the field, which can contain the valid value constraints.

The complete record formats are located as follows:

- Group records, see "Group record formats"
- User records, see "User record formats" on page 321
- Data set records, see "Data set record formats" on page 341
- General Resource records, see "General resource record formats" on page 345

Note: For some applications, such as SQL/DS, the start and end positions must account for a 4-position length indicator at the front of each record. For applications such as these, 4 would be added to each of the start and end positions indicated.

Group record formats

The records associated with groups are:

- Group Basic Data
- Group Subgroups
- Group Members
- Group Installation Data
- Group DFP Data
- Group OMVS Data
- Group OVM Data
- Group TME Role
- Group CSDATA Custom Fields

Group basic data record (0100)

The Group Basic Data record defines the basic information that defines a group. There is one record per group.

Table 188. Group Basic Data Record

Field Name	Type	Position		Comments
		Start	End	
GPBD_RECORD_TYPE	Int	1	4	Record type of the Group Basic Data record (0100).
GPBD_NAME	Char	6	13	Group name as taken from the profile name.
GPBD_SUPGRP_ID	Char	15	22	Name of the superior group to this group.
GPBD_CREATE_DATE	Date	24	33	Date that the group was defined.
GPBD_OWNER_ID	Char	35	42	The user ID or group name which owns the profile.
GPBD_UACC	Char	44	51	The default universal access. Valid values are NONE for all groups other than the IBM-defined VSAMDSET group which has CREATE.
GPBD_NOTERMUACC	Char	53	56	Indicates if the group must be specifically authorized to use a particular terminal through the use of the PERMIT command. Valid Values include "Yes" and "No".
GPBD_INSTALL_DATA	Char	58	312	Installation-defined data.
GPBD_MODEL	Char	314	357	Data set profile that is used as a model for this group.
GPBD_UNIVERSAL	Char	359	362	Indicates if the group has the UNIVERSAL attribute. Valid Values include "Yes" and "No".

Group subgroups record (0101)

The Group Subgroups record defines the relationship between a group and any subgroups that are within the group. There is one record per group/subgroup combination.

Table 189. Group Subgroups Record

Field Name	Type	Position		Comments
		Start	End	
GPSGRP_RECORD_TYPE	Int	1	4	Record type of the Group Subgroups record (0101).
GPSGRP_NAME	Char	6	13	Group name as taken from the profile name.
GPSGRP_SUBGRP_ID	Char	15	22	The name of a subgroup within the group.

Group members record (0102)

The Group Members record defines the relationship between a group and the members of the group. There is one record per group/member combination.

Table 190. Group Members Record

Field Name	Type	Position		Comments
		Start	End	
GPMEM_RECORD_TYPE	Int	1	4	Record type of the Group Members record (0102).
GPMEM_NAME	Char	6	13	Group name as taken from the profile name.
GPMEM_MEMBER_ID	Char	15	22	A user ID within the group.
GPMEM_AUTH	Char	24	31	Indicates the authority that the user ID has within the group. Valid values are USE, CONNECT, JOIN, and CREATE.

Group installation data record (0103)

The Group Installation Data record defines the user data associated with a group.

This record type contains the data stored in the USRCNT repeat group, which is a field in the RACF database that is reserved for your installation's use. None of the RACF commands manipulate this field. Do not confuse this field with the

Database unload IRRDBU00

GPBD_INSTALL_DATA field, shown in Table 190 on page 319, which you enter into the database using the ADDGROUP and ALTGROUP commands.

There is one record per group/installation data combination.

Table 191. Group Installation Data Record

Field Name	Type	Position		Comments
		Start	End	
GPINSTD_RECORD_TYPE	Int	1	4	Record type of the Group Installation Data record (0103).
GPINSTD_NAME	Char	6	13	Group name as taken from the profile name.
GPINSTD_USR_NAME	Char	15	22	The name of the installation-defined field.
GPINSTD_USR_DATA	Char	24	278	The data for the installation-defined field.
GPINSTD_USR_FLAG	Char	280	287	The flag for the installation-defined field in the form X<cc>.

Group DFP data record (0110)

The Group DFP Data record defines the information required by the System Managed Storage (SMS) facility of the Data Facility Product (DFP). The fields in these records define the characteristics of the data that this profile protects.

There is one record per group/DFP data combination.

Table 192. Group DFP Data Record

Field Name	Type	Position		Comments
		Start	End	
GPDFP_RECORD_TYPE	Int	1	4	Record type of the Group DFP Data record (0110).
GPDFP_NAME	Char	6	13	Group name as taken from the profile name.
GPDFP_DATAAPPL	Char	15	22	Default application name for the group.
GPDFP_DATACLAS	Char	24	31	Default data class for the group.
GPDFP_MGMTCLAS	Char	33	40	Default management class for the group.
GPDFP_STORCLAS	Char	42	49	Default storage class for the group.

Group OMVS data record (0120)

The Group OMVS Data record defines the information required by z/OS UNIX to verify that users are associated with a valid z/OS UNIX group identifier (GID). These records define the GIDs that are assigned to RACF groups.

There is one record per group/GID combination.

Table 193. Group OMVS Data Record

Field Name	Type	Position		Comments
		Start	End	
GPOMVS_RECORD_TYPE	Int	1	4	Record type of the Group OMVS Data record (0120).
GPOMVS_NAME	Char	6	13	Group name as taken from the profile name.
GPOMVS_GID	Char	15	24	OMVS z/OS UNIX group identifier (GID) associated with the group name from the profile.

Group OVM data record (0130)

The Group OVM Data record defines the OpenExtensions group identifiers (GIDs) that are assigned to RACF groups.

There is one record per group/GID combination.

Table 194. Group OVM Data Record

Field Name	Type	Position		Comments
		Start	End	
GPOVM_RECORD_TYPE	Int	1	4	Record type of the Group OVM Data record (0130).
GPOVM_NAME	Char	6	13	Group name as taken from the profile name.
GPOVM_GID	Char	15	24	OpenExtensions group identifier (GID) associated with the group name from the profile.

Group TME role record (0141)

The Group TME Data record identifies ROLE profiles in which the group is referenced.

There is one record per group/role combination.

Table 195. Group TME Data Record

Field Name	Type	Position		Comments
		Start	End	
GPTME_RECORD_TYPE	Int	1	4	Record type of the Group TME Data record (0141).
GPTME_NAME	Char	6	13	Group name as taken from the profile name.
GPTME_ROLE	Char	15	260	Role profile name.

Group CSDATA custom fields record (0151)

The Group CSDATA custom fields record defines the custom fields associated with a group. There is one record per combination of group and CSDATA custom fields.

Table 196. Group CSDATA custom fields record

Field Name	Type	Position		Comments
		Start	End	
GPCSD_RECORD_TYPE	Int	1	4	Record type of the Group CSDATA custom fields (0151).
GPCSD_NAME	Char	6	13	Group name.
GPCSD_TYPE	Char	15	18	Data type for the custom field. Valid values are CHAR, FLAG, HEX, NUM.
GPCSD_KEY	Char	20	51	Custom field keyword; maximum length = 8.
GPCSD_VALUE	Char	53	1152	Custom field value.

User record formats

The records associated with users are:

- User Basic Data
- User Categories
- User Classes
- User Group Connections
- User Installation Data
- User Connect Data
- User RRSF Data
- User Certificate Name
- User Mappings
- User Associated Distributed Mappings
- User DFP Data
- User TSO Data
- User CICS Data
- User CICS Operator Classes

Database unload IRRDBU00

- User CICS RSL Keys
- User CICS TSL Keys
- User Language Data
- User OPERPARM Data
- User OPERPARM Scope
- User WORKATTR Data
- User OMVS Data
- User NETVIEW Segment
- User OPCLASS
- User DOMAINS
- User DCE Data
- User OVM Data
- User LNOTES Data
- User NDS Data
- User KERB Data
- User PROXY Data
- User EIM Data
- User CSDATA Custom Fields
- User MFA Data

User basic data record (0200)

The User Basic Data record defines the basic information about a user. There is one record per user.

Table 197. User basic data record

Field Name	Type	Position		Comments
		Start	End	
USBD_RECORD_TYPE	Int	1	4	Record type of the User Basic Data record (0200).
USBD_NAME	Char	6	13	User ID as taken from the profile name.
USBD_CREATE_DATE	Date	15	24	The date that the profile was created.
USBD_OWNER_ID	Char	26	33	The user ID or group name that owns the profile.
USBD_ADSP	Char	35	38	Does the user have the ADSP attribute? Valid Values include "Yes" and "No".
USBD_SPECIAL	Char	40	43	Does the user have the SPECIAL attribute? Valid Values include "Yes" and "No".
USBD_OPER	Char	45	48	Does the user have the OPERATIONS attribute? Valid Values include "Yes" and "No".
USBD_REVOKE	Char	50	53	Is the user REVOKEd? Valid Values include "Yes" and "No".
USBD_GRPACC	Char	55	58	Does the user have the GRPACC attribute? Valid Values include "Yes" and "No".
USBD_PWD_INTERVAL	Int	60	62	The number of days that the user's password can be used.
USBD_PWD_DATE	Date	64	73	The date that the password was last changed.
USBD_PROGRAMMER	Char	75	94	The name associated with the user ID.
USBD_DEFGRP_ID	Char	96	103	The default group associated with the user.
USBD_LASTJOB_TIME	Time	105	112	The last recorded time that the user entered the system.
USBD_LASTJOB_DATE	Date	114	123	The last recorded date that the user entered the system.
USBD_INSTALL_DATA	Char	125	379	Installation-defined data.
USBD_UAUDIT	Char	381	384	Do all RACHECK and RACDEF SVCs cause logging? Valid Values include "Yes" and "No".
USBD_AUDITOR	Char	386	389	Does this user have the AUDITOR attribute? Valid Values include "Yes" and "No".

Table 197. User basic data record (continued)

Field Name	Type	Position		Comments
		Start	End	
USBD_NOPWD	Char	391	394	"YES" indicates that this user ID can log on without a password using OID card. "NO" indicates that this user must specify a password. "PRO" indicates a protected user ID. "PHR" indicates that the user has a password phrase. See also <i>z/OS Security Server RACF Security Administrator's Guide</i> . Note: USBD_PWD_ALG and USBD_PHR_ALG are the suggested fields to query to determine what combination of password and password phrase exists for a user.
USBD_OIDCARD	Char	396	399	Does this user have OIDCARD data? Valid Values include "Yes" and "No".
USBD_PWD_GEN	Int	401	403	The current password generation number.
USBD_REVOKE_CNT	Int	405	407	The number of unsuccessful logon attempts.
USBD_MODEL	Char	409	452	The data set model profile name.
USBD_SECLEVEL	Int	454	456	The user's security level.
USBD_REVOKE_DATE	Date	458	467	The date that the user is revoked.
USBD_RESUME_DATE	Date	469	478	The date that the user is resumed.
USBD_ACCESS_SUN	Char	480	483	Can the user access the system on Sunday? Valid Values include "Yes" and "No".
USBD_ACCESS_MON	Char	485	488	Can the user access the system on Monday? Valid Values include "Yes" and "No".
USBD_ACCESS_TUE	Char	490	493	Can the user access the system on Tuesday? Valid Values include "Yes" and "No".
USBD_ACCESS_WED	Char	495	498	Can the user access the system on Wednesday? Valid Values include "Yes" and "No".
USBD_ACCESS_THU	Char	500	503	Can the user access the system on Thursday? Valid Values include "Yes" and "No".
USBD_ACCESS_FRI	Char	505	508	Can the user access the system on Friday? Valid Values include "Yes" and "No".
USBD_ACCESS_SAT	Char	510	513	Can the user access the system on Saturday? Valid Values include "Yes" and "No".
USBD_START_TIME	Time	515	522	After what time can the user log on?
USBD_END_TIME	Time	524	531	After what time can the user not log on?
USBD_SECLABEL	Char	533	540	The user's default security label.
USBD_ATTRIBS	Char	542	549	Other user attributes (RSTD for users with RESTRICTED attribute).
USBD_PWDENV_EXISTS	Char	551	554	Has a PKCS#7 envelope been created for the user's current password? Valid Values include "Yes" and "No".
USBD_PWD_ASIS	Char	556	559	Should the password be evaluated in the case entered? Valid Values include "Yes" and "No".
USBD_PHR_DATE	Date	561	570	The date the password phrase was last changed.
USBD_PHR_GEN	Int	572	574	The current password phrase generation number.
USBD_CERT_SEQN	Int	576	585	Sequence number that is incremented whenever a certificate for the user is added, deleted, or altered. The starting value might not be 0.
USBD_PPHENV_EXISTS	Char	587	590	Has the user's current password phrase been PKCS#7 enveloped for possible retrieval? Valid Values include "Yes" and "No".

Database unloadIRRDBU00

Table 197. User basic data record (continued)

Field Name	Type	Position		Comments
		Start	End	
USBD_PWD_ALG	Char	592	603	Algorithm that is used to protect passwords. Possible values are "LEGACY", "KDFAES", and "NOPASSWORD".
USBD_LEG_PWDHIST_CT	Int	605	607	Number of legacy password history entries.
USBD_XPW_PWDHIST_CT	Int	609	611	Number of KDFAES password history entries.
USBD_PHR_ALG	Char	613	624	Algorithm that is used to protect password phrases. Possible values are "LEGACY", "KDFAES", and "NOPHRASE".
USBD_LEG_PHRHIST_CT	Int	626	628	Number of legacy password phrase history entries.
USBD_XPW_PHRHIST_CT	Int	630	632	Number of KDFAES password phrase history entries.
USBD_ROAUDIT	Char	634	637	This user can have a ROAUDIT attribute. Valid Values include "Yes" and "No".
USBD_MFA_FALLBACK	Char	639	641	This user can use a password or password phrase to logon to the system when IBM MFA is unavailable. Valid Values include "Yes" and "No".

User categories record (0201)

The User Categories record defines the categories to which the user has access. There is one record per user/category combination.

Table 198. User Categories Record

Field Name	Type	Position		Comments
		Start	End	
USCAT_RECORD_TYPE	Int	1	4	Record type of the User Categories record (0201).
USCAT_NAME	Char	6	13	User ID as taken from the profile name.
USCAT_CATEGORY	Int	15	19	Category to which the user has access.

User classes record (0202)

The User Classes record defines the classes in which the user can create profiles. There is one record per user/class combination.

Table 199. User Classes Record

Field Name	Type	Position		Comments
		Start	End	
USCLA_RECORD_TYPE	Int	1	4	Record type of the User Classes record (0202).
USCLA_NAME	Char	6	13	User ID as taken from the profile name.
USCLA_CLASS	Char	15	22	A class in which the user is allowed to define profiles.

User group connections record (0203)

The User Group Connections record defines the groups with which the user is associated. There is one record per user connection.

Table 200. User Group Connections Record

Field Name	Type	Position		Comments
		Start	End	
USGCON_RECORD_TYPE	Int	1	4	Record type of the User Group Connections record (0203).
USGCON_NAME	Char	6	13	User ID as taken from the profile name.
USGCON_GRP_ID	Char	15	22	The group with which the user is associated.

User installation data record (0204)

The User Installation Data record defines the user data associated with a user ID.

This record type contains the data stored in the USRCNT repeat group, which is a field in the RACF database that is reserved for your installation's use. None of the RACF commands manipulate this field. Do not confuse this field with the USER_INSTALL_DATA field, shown in Table 197 on page 322, which you enter into the database using the ADDUSER and ALTUSER commands.

Table 201. User Installation Data Record

Field Name	Type	Position		Comments
		Start	End	
USINSTD_RECORD_TYPE	Int	1	4	Record type of the User Installation Data record (0204).
USINSTD_NAME	Char	6	13	User ID as taken from the profile name.
USINSTD_USR_NAME	Char	15	22	The name of the installation-defined field.
USINSTD_USR_DATA	Char	24	278	The data for the installation-defined field.
USINSTD_USR_FLAG	Char	280	287	The flag for the installation-defined field in the form X<cc>.

User connect data record (0205)

The User Connect Data record defines the relationships between users and groups. There is one record per user connection.

Table 202. User Connect Data Record

Field Name	Type	Position		Comments
		Start	End	
USCON_RECORD_TYPE	Int	1	4	Record type of the User Connect Data record (0205).
USCON_NAME	Char	6	13	User ID as taken from the profile name.
USCON_GRP_ID	Char	15	22	The group name.
USCON_CONNECT_DATE	Date	24	33	The date that the user was connected.
USCON_OWNER_ID	Char	35	42	The owner of the user-group connection.
USCON_LASTCON_TIME	Time	44	51	Time that the user last connected to this group.
USCON_LASTCON_DATE	Date	53	62	Date that the user last connected to this group.
USCON_UACC	Char	64	71	The default universal access authority for all new resources the user defines while connected to the specified group. Valid values are NONE, READ, UPDATE, CONTROL, and ALTER.
USCON_INIT_CNT	Int	73	77	The number of RACINITs issued for this user/group combination.
USCON_GRP_ADSP	Char	79	82	Does this user have the ADSP attribute in this group? Valid Values include "Yes" and "No".
USCON_GRP_SPECIAL	Char	84	87	Does this user have GROUP-SPECIAL in this group? Valid Values include "Yes" and "No".
USCON_GRP_OPER	Char	89	92	Does this user have GROUP-OPERATIONS in this group? Valid Values include "Yes" and "No".
USCON_REVOKE	Char	94	97	Is this user revoked? Valid Values include "Yes" and "No".
USCON_GRP_ACC	Char	99	102	Does this user have the GRPACC attribute? Valid Values include "Yes" and "No".
USCON_NOTERMUACC	Char	104	107	Does this user have the NOTERMUACC attribute in this group? Valid Values include "Yes" and "No".
USCON_GRP_AUDIT	Char	109	112	Does this user have the GROUP-AUDITOR attribute in this group? Valid Values include "Yes" and "No".

Database unload IRRDBU00

Table 202. User Connect Data Record (continued)

Field Name	Type	Position		Comments
		Start	End	
USCON_REVOKE_DATE	Date	114	123	The date that the user's connection to the group is revoked.
USCON_RESUME_DATE	Date	125	134	The date that the user's connection to the group is resumed.

User RRSF data record (0206)

The User RRSF data record defines the information required by RACF remote sharing facility (RRSF). There is one record per user/RRSF data combination.

Table 203. User RRSF Data Record

Field Name	Type	Position		Comments
		Start	End	
USRSF_RECORD_TYPE	Int	1	4	Record type of the RRSF data record (0206).
USRSF_NAME	Char	6	13	User ID as taken from the profile name.
USRSF_TARG_NODE	Char	15	22	Target node name.
USRSF_TARG_USER_ID	Char	24	31	Target user ID.
USRSF_VERSION	Int	33	35	Version of this record.
USRSF_PEER	Char	37	40	Is this a peer user ID? Valid Values include "Yes" and "No".
USRSF_MANAGING	Char	42	45	Is USRSF_NAME managing this ID? Valid Values include "Yes" and "No".
USRSF_MANAGED	Char	47	50	Is USRSF_NAME being managed by this ID? Valid Values include "Yes" and "No".
USRSF_REMOTE_PEND	Char	52	55	Is this remote RACF association pending? Valid Values include "Yes" and "No".
USRSF_LOCAL_PEND	Char	57	60	Is this local RACF association pending? Valid Values include "Yes" and "No".
USRSF_PWD_SYNC	Char	62	65	Is there password synchronization with this user ID? Valid Values include "Yes" and "No".
USRSF_REM_REFUSAL	Char	67	70	Was a system error encountered on the remote system? Valid Values include "Yes" and "No".
USRSF_DEFINE_DATE	Date	72	81	GMT date stamp for when this record was defined.
USRSF_DEFINE_TIME	Time	83	97	GMT time stamp for when this record was defined.
USRSF_ACCEPT_DATE	Date	99	108	GMT date stamp when this association was approved or refused. Based on the REMOTE_REFUSAL bit setting.
USRSF_ACCEPT_TIME	Time	110	124	GMT time stamp when this association was approved or refused. Based on the REMOTE_REFUSAL bit setting.
USRSF_CREATOR_ID	Char	126	133	User ID who created this entry.

User certificate name record (0207)

The User Certificate Name record defines the names of the certificate profiles in the DIGTCERT class that are associated with this user ID.

Note: RACF does not unload all fields in profiles in the DIGTCERT class. The digital certificate itself is not readable text and is the only field in the CERTDATA segment. Therefore, RACF bypasses the unloading of the CERTDATA segment of general resource profiles.

Table 204. User Certificate Name Record

Field Name	Type	Position		Comments
		Start	End	
USCERT_RECORD_TYPE	Int	1	4	Record type of the user certificate name record (0207).
USCERT_NAME	Char	6	13	User ID as taken from the profile name.
USCERT_CERT_NAME	Char	15	260	Digital certificate name.
USCERT_CERTLABL	Char	262	293	Digital certificate label.

User associated mappings record (0208)

The User Associated Mappings Record defines the certificate name filter in the DIGTNMAP class associated with this user ID.

Table 205. User Associated Mappings Record

Field Name	Type	Position		Comments
		Start	End	
USNMAP_RECORD_TYPE	Int	1	4	Record type of the User Associated Mappings record (0208).
USNMAP_NAME	Char	6	13	User ID as taken from the profile name.
USNMAP_LABEL	Char	15	46	The label associated with this mapping.
USNMAP_MAP_NAME	Char	48	293	The name of the DIGTNMAP profile associated with this user.

User associated distributed mappings record (0209)

The User Associated Distributed Mappings Record defines the IDIDMAP class profile name associated with this user ID.

Table 206. User Associated Distributed Mappings Record

Field Name	Type	Position		Comments
		Start	End	
USDMAP_RECORD_TYPE	Int	1	4	Record type of the User Associated Distributed Mappings record (0209).
USDMAP_NAME	Char	6	13	User ID as taken from the profile name.
USDMAP_LABEL	Char	15	46	The label associated with this mapping.
USDMAP_MAP_NAME	Char	48	293	The name of the IDIDMAP profile associated with this user. Note: This value is stored in the RACF database in UTF-8 format. If possible, database unload changes this value to the EBCDIC format. If not possible, hexadecimal values are produced.

User MFA factor data record (020A)

The User MFA factor data record defines the basic information about a the MFA factor data.

Table 207. User MFA factor data record

Field Name	Type	Position		Comments
		Start	End	
USMFA_RECORD_TYPE	Int	1	4	Record type of the user Multifactor authentication data record (020A).
USMFA_NAME	Char	6	13	User ID as taken from the profile name.
USMFA_FACTOR_NAME	Char	15	34	Factor name.
USMFA_FACTOR_ACTIVE	Date	36	54	Factor active date. Will be blank if factor is not ACTIVE.

User MFA policies record (020B)

The user MFA policies record (020B)

Table 208. User MFA policies record

Field Name	Type	Position		Comments
		Start	End	
USMPOL_RECORD_TYPE	Int	1	4	Record type of the user Multi-factor authentication policies record (020B)
USMPOL_NAME	Char	6	13	User ID as taken from the profile name.
USMPOL_POLICY_NAME	Char	15	34	MFA Policy name.

User DFP data record (0210)

The User DFP Data record defines the information required by the System Managed Storage facility of the Data Facility Product (DFP). The fields in these records define the characteristics of the data that are created by the user. There is one record per user/DFP data combination.

Table 209. User DFP Data Record

Field Name	Type	Position		Comments
		Start	End	
USDFP_RECORD_TYPE	Int	1	4	Record type of the User DFP data record (0210).
USDFP_NAME	Char	6	13	User ID as taken from the profile name.
USDFP_DATAAPPL	Char	15	22	Default application name for the user.
USDFP_DATACLAS	Char	24	31	Default data class for the user.
USDFP_MGMTCLAS	Char	33	40	Default management class for the user.
USDFP_STORCLAS	Char	42	49	Default storage class for the user.

User TSO data record (0220)

The user TSO data record defines the information required by TSO/E. There is one record per TSO user.

Table 210. User TSO data record

Field Name	Type	Position		Comments
		Start	End	
USTSO_RECORD_TYPE	Int	1	4	Record type of the User TSO Data record (0220).
USTSO_NAME	Char	6	13	User ID as taken from the profile name.
USTSO_ACCOUNT	Char	15	54	The default account number.
USTSO_COMMAND	Char	56	135	The command issued at LOGON.
USTSO_DEST	Char	137	144	The default destination identifier.
USTSO_HOLD_CLASS	Char	146	146	The default hold class.
USTSO_JOB_CLASS	Char	148	148	The default job class.
USTSO_LOGON_PROC	Char	150	157	The default logon procedure.
USTSO_LOGON_SIZE	Int	159	168	The default logon region size.
USTSO_MSG_CLASS	Char	170	170	The default message class.
USTSO_LOGON_MAX	Int	172	181	The maximum logon region size.
USTSO_PERF_GROUP	Int	183	192	The performance group associated with the user.
USTSO_SYSOUT_CLASS	Char	194	194	The default sysout class.
USTSO_USER_DATA	Char	196	203	The TSO user data, in hexadecimal in the form X<cccc>.

Table 210. User TSO data record (continued)

Field Name	Type	Position		Comments
		Start	End	
USTSO_UNIT_NAME	Char	205	212	The default SYSDA device.
USTSO_SECLABEL	Char	214	221	The default logon security label.

User CICS data record (0230)

The User CICS data record defines the data required by the Customer Information Control System (CICS). There is one record per user/CICS data combination.

Table 211. User CICS data record

Field Name	Type	Position		Comments
		Start	End	
USCICS_RECORD_TYPE	Int	1	4	Record type of the User CICS Data record (0230).
USCICS_NAME	Char	6	13	User ID as taken from the profile name.
USCICS_OPIDENT	Char	15	17	The CICS operator identifier.
USCICS_OPPTY	Int	19	23	The CICS operator priority.
USCICS_NOFORCE	Char	25	28	Is the extended recovery facility (XRF) NOFORCE option in effect? Valid Values include "Yes" and "No".
USCICS_TIMEOUT	Char	30	34	The terminal time-out value. Expressed in hh:mm

User CICS operator classes record (0231)

The user CICS operator classes record defines the classes associated with a CICS operator. There is one record per user/CICS operator class combination.

Table 212. User CICS operator class record

Field Name	Type	Position		Comments
		Start	End	
USCOPC_RECORD_TYPE	Int	1	4	Record type of the User CICS Operator Class record (0231).
USCOPC_NAME	Char	6	13	User ID as taken from the profile name.
USCOPC_OPCLASS	Char	15	17	The class associated with the CICS operator.

User CICS RSL keys record (0232)

The user CICS RSL keys record defines the resource security level (RSL) keys associated with a CICS user. There is one record per combination of user and CICS RSL key.

Table 213. User CICS RSL key record

Field Name	Type	Position		Comments
		Start	End	
USCRSL_RECORD_TYPE	Int	1	4	Record type of the User CICS RSL keys record (0232).
USCRSL_NAME	Char	6	13	User ID as taken from the profile name.
USCRSL_KEY	Int	15	19	RSL key number.

User CICS TSL keys record (0233)

The User CICS TSL keys record defines the transaction security level (TSL) keys for a CICS user. There is one record per combination of user and CICS TSL key.

Database unload IRRDBU00

Table 214. User CICS TSL Key Record

Field Name	Type	Position		Comments
		Start	End	
USCTSL_RECORD_TYPE	Int	1	4	Record type of the User CICS TSL keys record (0233).
USCTSL_NAME	Char	6	13	User ID as taken from the profile name.
USCTSL_KEY	Int	15	19	TSL key number.

User language data record (0240)

The user language data record defines the primary and default languages for the user. There is one record per user/language combination.

Table 215. User language data record

Field Name	Type	Position		Comments
		Start	End	
USLAN_RECORD_TYPE	Int	1	4	Record type of the User Language Data record (0240).
USLAN_NAME	Char	6	13	User ID as taken from the profile name.
USLAN_PRIMARY	Char	15	17	The primary language for the user.
USLAN_SECONDARY	Char	19	21	The secondary language for the user.

User OPERPARM data record (0250)

The user OPERPARM data record defines the operator characteristics for the user. There is one record per user/OPERPARM data combination.

Table 216. User OPERPARM data record

Field Name	Type	Position		Comments
		Start	End	
USOPR_RECORD_TYPE	Int	1	4	Record type of the User OPERPARM Data record (0250).
USOPR_NAME	Char	6	13	User ID as taken from the profile name.
USOPR_STORAGE	Int	15	19	The number of megabytes of storage that can be used for message queuing.
USOPR_MASTERAUTH	Char	21	24	Does this user have MASTER console authority? Valid Values include "Yes" and "No".
USOPR_ALLAUTH	Char	26	29	Does this user have ALL console authority? Valid Values include "Yes" and "No".
USOPR_SYSAUTH	Char	31	34	Does this user have SYSAUTH console authority? Valid Values include "Yes" and "No".
USOPR_IOAUTH	Char	36	39	Does this user have I/O console authority? Valid Values include "Yes" and "No".
USOPR_CONSAUTH	Char	41	44	Does this user have CONS console authority? Valid Values include "Yes" and "No".
USOPR_INFOAUTH	Char	46	49	Does this user have INFO console authority? Valid Values include "Yes" and "No".
USOPR_TIMESTAMP	Char	51	54	Do console messages contain a timestamp? Valid Values include "Yes" and "No".
USOPR_SYSTEMID	Char	56	59	Do console messages contain a system ID? Valid Values include "Yes" and "No".
USOPR_JOBID	Char	61	64	Do console messages contain a job ID? Valid Values include "Yes" and "No".
USOPR_MSGID	Char	66	69	Do console messages contain a message ID? Valid Values include "Yes" and "No".

Table 216. User OPERPARM data record (continued)

Field Name	Type	Position		Comments
		Start	End	
USOPR_X	Char	71	74	Are the job name and system name to be suppressed for messages issued from the JES3 global processor? Valid Values include "Yes" and "No".
USOPR_WTOR	Char	76	79	Does the console receive WTOR messages? Valid Values include "Yes" and "No".
USOPR_IMMEDIATE	Char	81	84	Does the console receive <i>immediate</i> messages? Valid Values include "Yes" and "No".
USOPR_CRITICAL	Char	86	89	Does the console receive <i>critical event</i> messages? Valid Values include "Yes" and "No".
USOPR_EVENTUAL	Char	91	94	Does the console receive <i>eventual event</i> messages? Valid Values include "Yes" and "No".
USOPR_INFO	Char	96	99	Does the console receive <i>informational</i> messages? Valid Values include "Yes" and "No".
USOPR_NOBROADCAST	Char	101	104	Are broadcast messages to this console suppressed? Valid Values include "Yes" and "No".
USOPR_ALL	Char	106	109	Does the console receive all messages? Valid Values include "Yes" and "No".
USOPR_JOBNAME	Char	111	114	Are job names monitored? Valid Values include "Yes" and "No".
USOPR_JOBNAMEST	Char	116	119	Are job names monitored with timestamps displayed? Valid Values include "Yes" and "No".
USOPR_SESS	Char	121	124	Are user IDs displayed with each TSO initiation and termination? Valid Values include "Yes" and "No".
USOPR_SESST	Char	126	129	Are user IDs and timestamps displayed with each TSO initiation and termination? Valid Values include "Yes" and "No".
USOPR_STATUS	Char	131	134	Are data set names and dispositions displayed with each data set that is freed? Valid Values include "Yes" and "No".
USOPR_ROUTE001	Char	136	139	Is this console enabled for route code 001? Valid Values include "Yes" and "No".
USOPR_ROUTE002	Char	141	144	Is this console enabled for route code 002? Valid Values include "Yes" and "No".
USOPR_ROUTE003	Char	146	149	Is this console enabled for route code 003? Valid Values include "Yes" and "No".
USOPR_ROUTE004	Char	151	154	Is this console enabled for route code 004? Valid Values include "Yes" and "No".
USOPR_ROUTE005	Char	156	159	Is this console enabled for route code 005? Valid Values include "Yes" and "No".
USOPR_ROUTE006	Char	161	164	Is this console enabled for route code 006? Valid Values include "Yes" and "No".
USOPR_ROUTE007	Char	166	169	Is this console enabled for route code 007? Valid Values include "Yes" and "No".
USOPR_ROUTE008	Char	171	174	Is this console enabled for route code 008? Valid Values include "Yes" and "No".
USOPR_ROUTE009	Char	176	179	Is this console enabled for route code 009? Valid Values include "Yes" and "No".
USOPR_ROUTE010	Char	181	184	Is this console enabled for route code 010? Valid Values include "Yes" and "No".
USOPR_ROUTE011	Char	186	189	Is this console enabled for route code 011? Valid Values include "Yes" and "No".
USOPR_ROUTE012	Char	191	194	Is this console enabled for route code 012? Valid Values include "Yes" and "No".

Database unload IRRDBU00

Table 216. User OPERPARM data record (continued)

Field Name	Type	Position		Comments
		Start	End	
USOPR_ROUTE013	Char	196	199	Is this console enabled for route code 013? Valid Values include "Yes" and "No".
USOPR_ROUTE014	Char	201	204	Is this console enabled for route code 014? Valid Values include "Yes" and "No".
USOPR_ROUTE015	Char	206	209	Is this console enabled for route code 015? Valid Values include "Yes" and "No".
USOPR_ROUTE016	Char	211	214	Is this console enabled for route code 016? Valid Values include "Yes" and "No".
USOPR_ROUTE017	Char	216	219	Is this console enabled for route code 017? Valid Values include "Yes" and "No".
USOPR_ROUTE018	Char	221	224	Is this console enabled for route code 018? Valid Values include "Yes" and "No".
USOPR_ROUTE019	Char	226	229	Is this console enabled for route code 019? Valid Values include "Yes" and "No".
USOPR_ROUTE020	Char	231	234	Is this console enabled for route code 020? Valid Values include "Yes" and "No".
USOPR_ROUTE021	Char	236	239	Is this console enabled for route code 021? Valid Values include "Yes" and "No".
USOPR_ROUTE022	Char	241	244	Is this console enabled for route code 022? Valid Values include "Yes" and "No".
USOPR_ROUTE023	Char	246	249	Is this console enabled for route code 023? Valid Values include "Yes" and "No".
USOPR_ROUTE024	Char	251	254	Is this console enabled for route code 024? Valid Values include "Yes" and "No".
USOPR_ROUTE025	Char	256	259	Is this console enabled for route code 025? Valid Values include "Yes" and "No".
USOPR_ROUTE026	Char	261	264	Is this console enabled for route code 026? Valid Values include "Yes" and "No".
USOPR_ROUTE027	Char	266	269	Is this console enabled for route code 027? Valid Values include "Yes" and "No".
USOPR_ROUTE028	Char	271	274	Is this console enabled for route code 028? Valid Values include "Yes" and "No".
USOPR_ROUTE029	Char	276	279	Is this console enabled for route code 029? Valid Values include "Yes" and "No".
USOPR_ROUTE030	Char	281	284	Is this console enabled for route code 030? Valid Values include "Yes" and "No".
USOPR_ROUTE031	Char	286	289	Is this console enabled for route code 031? Valid Values include "Yes" and "No".
USOPR_ROUTE032	Char	291	294	Is this console enabled for route code 032? Valid Values include "Yes" and "No".
USOPR_ROUTE033	Char	296	299	Is this console enabled for route code 033? Valid Values include "Yes" and "No".
USOPR_ROUTE034	Char	301	304	Is this console enabled for route code 034? Valid Values include "Yes" and "No".
USOPR_ROUTE035	Char	306	309	Is this console enabled for route code 035? Valid Values include "Yes" and "No".
USOPR_ROUTE036	Char	311	314	Is this console enabled for route code 036? Valid Values include "Yes" and "No".
USOPR_ROUTE037	Char	316	319	Is this console enabled for route code 037? Valid Values include "Yes" and "No".
USOPR_ROUTE038	Char	321	324	Is this console enabled for route code 038? Valid Values include "Yes" and "No".

Table 216. User OPERPARM data record (continued)

Field Name	Type	Position		Comments
		Start	End	
USOPR_ROUTE039	Char	326	329	Is this console enabled for route code 039? Valid Values include "Yes" and "No".
USOPR_ROUTE040	Char	331	334	Is this console enabled for route code 040? Valid Values include "Yes" and "No".
USOPR_ROUTE041	Char	336	339	Is this console enabled for route code 041? Valid Values include "Yes" and "No".
USOPR_ROUTE042	Char	341	344	Is this console enabled for route code 042? Valid Values include "Yes" and "No".
USOPR_ROUTE043	Char	346	349	Is this console enabled for route code 043? Valid Values include "Yes" and "No".
USOPR_ROUTE044	Char	351	354	Is this console enabled for route code 044? Valid Values include "Yes" and "No".
USOPR_ROUTE045	Char	356	359	Is this console enabled for route code 045? Valid Values include "Yes" and "No".
USOPR_ROUTE046	Char	361	364	Is this console enabled for route code 046? Valid Values include "Yes" and "No".
USOPR_ROUTE047	Char	366	369	Is this console enabled for route code 047? Valid Values include "Yes" and "No".
USOPR_ROUTE048	Char	371	374	Is this console enabled for route code 048? Valid Values include "Yes" and "No".
USOPR_ROUTE049	Char	376	379	Is this console enabled for route code 049? Valid Values include "Yes" and "No".
USOPR_ROUTE050	Char	381	384	Is this console enabled for route code 050? Valid Values include "Yes" and "No".
USOPR_ROUTE051	Char	386	389	Is this console enabled for route code 051? Valid Values include "Yes" and "No".
USOPR_ROUTE052	Char	391	394	Is this console enabled for route code 052? Valid Values include "Yes" and "No".
USOPR_ROUTE053	Char	396	399	Is this console enabled for route code 053? Valid Values include "Yes" and "No".
USOPR_ROUTE054	Char	401	404	Is this console enabled for route code 054? Valid Values include "Yes" and "No".
USOPR_ROUTE055	Char	406	409	Is this console enabled for route code 055? Valid Values include "Yes" and "No".
USOPR_ROUTE056	Char	411	414	Is this console enabled for route code 056? Valid Values include "Yes" and "No".
USOPR_ROUTE057	Char	416	419	Is this console enabled for route code 057? Valid Values include "Yes" and "No".
USOPR_ROUTE058	Char	421	424	Is this console enabled for route code 058? Valid Values include "Yes" and "No".
USOPR_ROUTE059	Char	426	429	Is this console enabled for route code 059? Valid Values include "Yes" and "No".
USOPR_ROUTE060	Char	431	434	Is this console enabled for route code 060? Valid Values include "Yes" and "No".
USOPR_ROUTE061	Char	436	439	Is this console enabled for route code 061? Valid Values include "Yes" and "No".
USOPR_ROUTE062	Char	441	444	Is this console enabled for route code 062? Valid Values include "Yes" and "No".
USOPR_ROUTE063	Char	446	449	Is this console enabled for route code 063? Valid Values include "Yes" and "No".
USOPR_ROUTE064	Char	451	454	Is this console enabled for route code 064? Valid Values include "Yes" and "No".

Database unload IRRDBU00

Table 216. User OPERPARM data record (continued)

Field Name	Type	Position		Comments
		Start	End	
USOPR_ROUTE065	Char	456	459	Is this console enabled for route code 065? Valid Values include "Yes" and "No".
USOPR_ROUTE066	Char	461	464	Is this console enabled for route code 066? Valid Values include "Yes" and "No".
USOPR_ROUTE067	Char	466	469	Is this console enabled for route code 067? Valid Values include "Yes" and "No".
USOPR_ROUTE068	Char	471	474	Is this console enabled for route code 068? Valid Values include "Yes" and "No".
USOPR_ROUTE069	Char	476	479	Is this console enabled for route code 069? Valid Values include "Yes" and "No".
USOPR_ROUTE070	Char	481	484	Is this console enabled for route code 070? Valid Values include "Yes" and "No".
USOPR_ROUTE071	Char	486	489	Is this console enabled for route code 071? Valid Values include "Yes" and "No".
USOPR_ROUTE072	Char	491	494	Is this console enabled for route code 072? Valid Values include "Yes" and "No".
USOPR_ROUTE073	Char	496	499	Is this console enabled for route code 073? Valid Values include "Yes" and "No".
USOPR_ROUTE074	Char	501	504	Is this console enabled for route code 074? Valid Values include "Yes" and "No".
USOPR_ROUTE075	Char	506	509	Is this console enabled for route code 075? Valid Values include "Yes" and "No".
USOPR_ROUTE076	Char	511	514	Is this console enabled for route code 076? Valid Values include "Yes" and "No".
USOPR_ROUTE077	Char	516	519	Is this console enabled for route code 077? Valid Values include "Yes" and "No".
USOPR_ROUTE078	Char	521	524	Is this console enabled for route code 078? Valid Values include "Yes" and "No".
USOPR_ROUTE079	Char	526	529	Is this console enabled for route code 079? Valid Values include "Yes" and "No".
USOPR_ROUTE080	Char	531	534	Is this console enabled for route code 080? Valid Values include "Yes" and "No".
USOPR_ROUTE081	Char	536	539	Is this console enabled for route code 081? Valid Values include "Yes" and "No".
USOPR_ROUTE082	Char	541	544	Is this console enabled for route code 082? Valid Values include "Yes" and "No".
USOPR_ROUTE083	Char	546	549	Is this console enabled for route code 083? Valid Values include "Yes" and "No".
USOPR_ROUTE084	Char	551	554	Is this console enabled for route code 084? Valid Values include "Yes" and "No".
USOPR_ROUTE085	Char	556	559	Is this console enabled for route code 085? Valid Values include "Yes" and "No".
USOPR_ROUTE086	Char	561	564	Is this console enabled for route code 086? Valid Values include "Yes" and "No".
USOPR_ROUTE087	Char	566	569	Is this console enabled for route code 087? Valid Values include "Yes" and "No".
USOPR_ROUTE088	Char	571	574	Is this console enabled for route code 088? Valid Values include "Yes" and "No".
USOPR_ROUTE089	Char	576	579	Is this console enabled for route code 089? Valid Values include "Yes" and "No".
USOPR_ROUTE090	Char	581	584	Is this console enabled for route code 090? Valid Values include "Yes" and "No".

Table 216. User OPERPARM data record (continued)

Field Name	Type	Position		Comments
		Start	End	
USOPR_ROUTE091	Char	586	589	Is this console enabled for route code 091? Valid Values include "Yes" and "No".
USOPR_ROUTE092	Char	591	594	Is this console enabled for route code 092? Valid Values include "Yes" and "No".
USOPR_ROUTE093	Char	596	599	Is this console enabled for route code 093? Valid Values include "Yes" and "No".
USOPR_ROUTE094	Char	601	604	Is this console enabled for route code 094? Valid Values include "Yes" and "No".
USOPR_ROUTE095	Char	606	609	Is this console enabled for route code 095? Valid Values include "Yes" and "No".
USOPR_ROUTE096	Char	611	614	Is this console enabled for route code 096? Valid Values include "Yes" and "No".
USOPR_ROUTE097	Char	616	619	Is this console enabled for route code 097? Valid Values include "Yes" and "No".
USOPR_ROUTE098	Char	621	624	Is this console enabled for route code 098? Valid Values include "Yes" and "No".
USOPR_ROUTE099	Char	626	629	Is this console enabled for route code 099? Valid Values include "Yes" and "No".
USOPR_ROUTE100	Char	631	634	Is this console enabled for route code 100? Valid Values include "Yes" and "No".
USOPR_ROUTE101	Char	636	639	Is this console enabled for route code 101? Valid Values include "Yes" and "No".
USOPR_ROUTE102	Char	641	644	Is this console enabled for route code 102? Valid Values include "Yes" and "No".
USOPR_ROUTE103	Char	646	649	Is this console enabled for route code 103? Valid Values include "Yes" and "No".
USOPR_ROUTE104	Char	651	654	Is this console enabled for route code 104? Valid Values include "Yes" and "No".
USOPR_ROUTE105	Char	656	659	Is this console enabled for route code 105? Valid Values include "Yes" and "No".
USOPR_ROUTE106	Char	661	664	Is this console enabled for route code 106? Valid Values include "Yes" and "No".
USOPR_ROUTE107	Char	666	669	Is this console enabled for route code 107? Valid Values include "Yes" and "No".
USOPR_ROUTE108	Char	671	674	Is this console enabled for route code 108? Valid Values include "Yes" and "No".
USOPR_ROUTE109	Char	676	679	Is this console enabled for route code 109? Valid Values include "Yes" and "No".
USOPR_ROUTE110	Char	681	684	Is this console enabled for route code 110? Valid Values include "Yes" and "No".
USOPR_ROUTE111	Char	686	689	Is this console enabled for route code 111? Valid Values include "Yes" and "No".
USOPR_ROUTE112	Char	691	694	Is this console enabled for route code 112? Valid Values include "Yes" and "No".
USOPR_ROUTE113	Char	696	699	Is this console enabled for route code 113? Valid Values include "Yes" and "No".
USOPR_ROUTE114	Char	701	704	Is this console enabled for route code 114? Valid Values include "Yes" and "No".
USOPR_ROUTE115	Char	706	709	Is this console enabled for route code 115? Valid Values include "Yes" and "No".
USOPR_ROUTE116	Char	711	714	Is this console enabled for route code 116? Valid Values include "Yes" and "No".

Database unload IRRDBU00

Table 216. User OPERPARM data record (continued)

Field Name	Type	Position		Comments
		Start	End	
USOPR_ROUTE117	Char	716	719	Is this console enabled for route code 117? Valid Values include "Yes" and "No".
USOPR_ROUTE118	Char	721	724	Is this console enabled for route code 118? Valid Values include "Yes" and "No".
USOPR_ROUTE119	Char	726	729	Is this console enabled for route code 119? Valid Values include "Yes" and "No".
USOPR_ROUTE120	Char	731	734	Is this console enabled for route code 120? Valid Values include "Yes" and "No".
USOPR_ROUTE121	Char	736	739	Is this console enabled for route code 121? Valid Values include "Yes" and "No".
USOPR_ROUTE122	Char	741	744	Is this console enabled for route code 122? Valid Values include "Yes" and "No".
USOPR_ROUTE123	Char	746	749	Is this console enabled for route code 123? Valid Values include "Yes" and "No".
USOPR_ROUTE124	Char	751	754	Is this console enabled for route code 124? Valid Values include "Yes" and "No".
USOPR_ROUTE125	Char	756	759	Is this console enabled for route code 125? Valid Values include "Yes" and "No".
USOPR_ROUTE126	Char	761	764	Is this console enabled for route code 126? Valid Values include "Yes" and "No".
USOPR_ROUTE127	Char	766	769	Is this console enabled for route code 127? Valid Values include "Yes" and "No".
USOPR_ROUTE128	Char	771	774	Is this console enabled for route code 128? Valid Values include "Yes" and "No".
USOPR_LOGCMDRESP	Char	776	783	Specifies the logging of command responses received by the extended operator. Valid values are SYSTEM, NO, and blank.
USOPR_MIGRATIONID	Char	785	788	Is this extended operator to receive a migration ID?
USOPR_DELOPERMSG	Char	790	797	Does this extended operator receive delete operator messages? Valid values are NORMAL, ALL, and NONE.
USOPR_RETRIEVE_KEY	Char	799	806	Specifies a retrieval key used for searching. A null value is indicated by NONE.
USOPR_CMDSYS	Char	808	815	The name of the system that the extended operator is connected to for command processing.
USOPR_UD	Char	817	820	Is this operator to receive undeliverable messages? Valid Values include "Yes" and "No".
USOPR_ALTGRP_ID	Char	822	829	The default group associated with this operator.
USOPR_AUTO	Char	831	834	Is this operator to receive messages automated within the sysplex? Valid Values include "Yes" and "No".
USOPR_HC	Char	836	839	Is this operator to receive messages that are directed to hardcopy? Valid Values include "Yes" and "No".
USOPR_INT	Char	841	844	Is this operator to receive messages that are directed to console ID zero? Valid Values include "Yes" and "No".
USOPR_UNKN	Char	846	849	Is this operator to receive messages which are directed to unknown console IDs? Valid Values include "Yes" and "No".

User OPERPARM scope (0251)

The user OPERPARM scope record defines the scope of the operator. There is one record per user/OPERPARM scope combination.

Table 217. User OPERPARM scope record

Field Name	Type	Position		Comments
		Start	End	
USOPRP_RECORD_TYPE	Int	1	4	Record type of the User OPERPARM Scope record (0251).
USOPRP_NAME	Char	6	13	User ID as taken from the profile name.
USOPRP_SYSTEM	Char	15	22	System name.

User WORKATTR data record (0260)

The user WORKATTR data record defines the logistical information for the user. There is one record per user/WORKATTR data combination.

Table 218. User WORKATTR data record

Field Name	Type	Position		Comments
		Start	End	
USWRK_RECORD_TYPE	Int	1	4	Record type of the User WORKATTR Data record (0260).
USWRK_NAME	Char	6	13	User ID as taken from the profile name.
USWRK_AREA_NAME	Char	15	74	Area for delivery.
USWRK_BUILDING	Char	76	135	Building for delivery.
USWRK_DEPARTMENT	Char	137	196	Department for delivery.
USWRK_ROOM	Char	198	257	Room for delivery.
USWRK_ADDR_LINE1	Char	259	318	Address line 1.
USWRK_ADDR_LINE2	Char	320	379	Address line 2.
USWRK_ADDR_LINE3	Char	381	440	Address line 3.
USWRK_ADDR_LINE4	Char	442	501	Address line 4.
USWRK_ACCOUNT	Char	503	757	Account number.

User OMVS data record (0270)

The user OMVS data record defines the information required by z/OS UNIX to verify that users are associated with a valid z/OS UNIX user identifier (UID). These records define the UIDs that have been assigned to RACF users, their default directory, default program name, and user limits.

There is only one record per user/UID data combination.

Table 219. User OMVS data record

Field Name	Type	Position		Comments
		Start	End	
USOMVS_RECORD_TYPE	Int	1	4	Record type of the User Data record (0270).
USOMVS_NAME	Char	6	13	User name as taken from the profile name.
USOMVS_UID	Char	15	24	z/OS UNIX user identifier (UID) associated with the user name from the profile.
USOMVS_HOME_PATH	Char	26	1048	HOME PATH associated with the z/OS UNIX user identifier (UID).
USOMVS_PROGRAM	Char	1050	2072	Default Program associated with the z/OS UNIX user identifier (UID).
USOMVS_CPUTIMEMAX	Int	2074	2083	Maximum CPU time associated with the UID.
USOMVS_ASSIZEMAX	Int	2085	2094	Maximum address space size associated with the UID.
USOMVS_FILEPROCMA	Int	2096	2105	Maximum active or open files associated with the UID.
USOMVS_PROCUSEMAX	Int	2107	2116	Maximum number of processes associated with the UID.

Database unload IRRDBU00

Table 219. User OMVS data record (continued)

Field Name	Type	Position		Comments
		Start	End	
USOMVS_THREADSMAX	Int	2118	2127	Maximum number of threads associated with the UID.
USOMVS_MMAPAREAMAX	Int	2129	2138	Maximum mappable storage amount associated with the UID.
USOMVS_MEMLIMIT	Char	2140	2148	Maximum size of non-shared memory
USOMVS_SHMEMAX	Char	2150	2158	Maximum size of shared memory

User NETVIEW segment record (0280)

The user NETVIEW segment record defines the information required by NetView®.

There is only one record per user profile that contains a NETVIEW segment.

Table 220. User NETVIEW segment record

Field Name	Type	Position		Comments
		Start	End	
USNETV_RECORD_TYPE	Int	1	4	Record type of the user NETVIEW segment record (0280).
USNETV_NAME	Char	6	13	User ID as taken from profile name
USNETV_IC	Char	15	269	Command list processed at logon
USNETV_CONSNAME	Char	271	278	Default console name
USNETV_CTL	Char	280	287	CTL value: GENERAL, GLOBAL, or SPECIFIC
USNETV_MSGRECV	Char	289	292	Eligible to receive unsolicited messages? Valid Values include "Yes" and "No".
USNETV_NGMFADMN	Char	294	297	Authorized to NetView graphic monitoring facility? Valid Values include "Yes" and "No".
USNETV_NGMFVSPN	Char	299	306	Value of view span options

User OPCLASS record (0281)

The user OPCLASS record defines the information required by NetView.

There is only one record per OPCLASS specified in the NETVIEW segment.

Table 221. User OPCLASS record

Field Name	Type	Position		Comments
		Start	End	
USNOPC_RECORD_TYPE	Int	1	4	Record type of the user OPCLASS record (0281).
USNOPC_NAME	Char	6	13	User ID as taken from the profile name
USNOPC_OPCLASS	Int	15	19	OPCLASS value from 1 to 2040

User DOMAINS record (0282)

The user DOMAINS record defines the information required by NetView.

There is only one record per DOMAIN specified in the NETVIEW segment.

Table 222. User DOMAINS record

Field Name	Type	Position		Comments
		Start	End	
USNDOM_RECORD_TYPE	Int	1	4	Record type of the user DOMAINS record (0282).
USNDOM_NAME	Char	6	13	User ID as taken from the profile name

Table 222. User DOMAINS record (continued)

Field Name	Type	Position		Comments
		Start	End	
USNDOM_DOMAINS	Char	15	19	DOMAIN value.

User DCE data record (0290)

The user DCE data record defines the non-repeating group information that is contained within the user's DCE segment.

Table 223. User DCE data record

Field Name	Type	Position		Comments
		Start	End	
USDCE_RECORD_TYPE	Int	1	4	Record type of the user DCE data record (0290).
USDCE_NAME	Char	6	13	RACF user name as taken from the profile name.
USDCE_UUID	Char	15	50	DCE UUID associated with the user name from the profile.
USDCE_DCE_NAME	Char	52	1074	DCE principal name associated with this user.
USDCE_HOMECCELL	Char	1076	2098	Home cell name.
USDCE_HOMEUUID	Char	2100	2135	Home cell UUID.
USDCE_AUTOLOGIN	Char	2137	2140	Is this user eligible for an automatic DCE login? Valid Values include "Yes" and "No".

User OVM data record (02A0)

The user OVM data record defines the information required by OpenExtensions. These records define the user identifiers (UIDs) that have been assigned to RACF users, their default directory, default program name, and the file system root.

Table 224. User OVM data record

Field Name	Type	Position		Comments
		Start	End	
USOVM_RECORD_TYPE	Int	1	4	Record type of the user OVM data record (02A0).
USOVM_NAME	Char	6	13	User name as taken from the profile name.
USOVM_UID	Char	15	24	User identifier (UID) associated with the user name from the profile.
USOVM_HOME_PATH	Char	26	1048	Home path associated with the user identifier (UID).
USOVM_PROGRAM	Char	1050	2072	Default program associated with the user identifier (UID).
USOVM_FSROOT	Char	2074	3096	File system root for this user.

User LNOTES data record (02B0)

The user LNOTES data record contains the Lotus Notes for z/OS information defined in the LNOTES segment of the user's profile.

Table 225. User LNOTES data record

Field Name	Type	Position		Comments
		Start	End	
USLNOT_RECORD_TYPE	Int	1	4	Record type of the LNOTES data record (02B0).
USLNOT_NAME	Char	6	13	User ID as taken from the profile name.
USLNOT_SNAME	Char	15	78	LNOTES short name associated with the user ID.

User NDS data record (02C0)

The user NDS data record contains the Novell Directory Services for OS/390 information defined in the NDS segment of the user's profile.

Table 226. User NDS data record

Field Name	Type	Position		Comments
		Start	End	
USNDS_RECORD_TYPE	Int	1	4	Record type of the NDS data record (02C0).
USNDS_NAME	Char	6	13	User ID as taken from the profile name.
USNDS_UNAME	Char	15	260	NDS user name associated with the user ID.

User KERB data record (02D0)

The user KERB data record defines the Kerberos principal information for a user. There is one record per user profile that contains a KERB segment.

Table 227. User KERB data record

Field Name	Type	Position		Comments
		Start	End	
USKERB_RECORD_TYPE	Int	1	4	Record type of the User KERB segment record (02D0).
USKERB_NAME	Char	6	13	RACF user name as taken from the profile.
USKERB_KERBNAME	Char	15	254	The Kerberos principal name.
USKERB_MAX_LIFE	Int	256	265	Maximum ticket life.
USKERB_KEY_VERS	Int	267	269	Current key version.
USKERB_ENCRYPT_DES	Char	271	274	Is key encryption using DES enabled? Valid Values include "Yes" and "No".
USKERB_ENCRYPT_DES3	Char	276	279	Is key encryption using DES3 enabled? Valid Values include "Yes" and "No".
USKERB_ENCRYPT_DESD	Char	281	284	Is key encryption using DES with derivation enabled? Valid Values include "Yes" and "No".
USKERB_ENCRPT_A128	Char	286	289	Is key encryption using AES128 enabled? Valid Values include "Yes" and "No".
USKERB_ENCRPT_A256	Char	291	294	Is key encryption using AES256 enabled? Valid Values include "Yes" and "No".
USKERB_KEY_FROM	Char	351	358	Key source. Valid values are PASSWORD or PHRASE.

User PROXY record (02E0)

The user PROXY record identifies default information related to the LDAP proxy for a user. There is only one record per user profile that contains a PROXY segment.

Table 228. User PROXY record

Field Name	Type	Position		Comments
		Start	End	
USPROXY_RECORD_TYPE	Int	1	4	Record type of the user PROXY record (02E0).
USPROXY_NAME	Char	6	13	RACF user name as taken from the profile name.
USPROXY_LDAP_HOST	Char	15	1037	LDAP server URL.
USPROXY_BIND_DN	Char	1039	2061	LDAP BIND distinguished name.

User EIM data record (02F0)

The user EIM record defines the LDAPBIND profile for a user. There is one record per user profile that contains the EIM segment.

Table 229. User EIM Record

Field Name	Type	Position		Comments
		Start	End	
USEIM_RECORD_TYPE	Int	1	4	Record type of the user EIM segment record (02F0).
USEIM_NAME	Char	6	13	User name.
USEIM_LDAPPROF	Char	15	260	EIM LDAPBIND profile name.

User CSDATA custom fields record (02G1)

The User CSDATA custom fields record defines custom fields associated with a user. There is one record per combination of user and CSDATA custom fields.

Table 230. User CSDATA Custom fields record

Field Name	Type	Position		Comments
		Start	End	
USCSD_RECORD_TYPE	Int	1	4	Record type of the user CSDATA custom fields record (02G1).
USCSD_NAME	Char	6	13	User name.
USCSD_TYPE	Char	15	18	Data type for the custom field. Valid values are CHAR, FLAG, HEX, NUM.
USCSD_KEY	Char	20	51	Custom field keyword; maximum length = 8.
USCSD_VALUE	Char	53	1152	Custom field value.

User MFA factor tags data record (1210)

The User MFA factor tags data record defines the basic information about a the MFA factor tags data.

Table 231. User MFA factor tags data record

Field Name	Type	Position		Comments
		Start	End	
USMFAC_RECORD_TYPE	Int	1	4	Record type of the user Multifactor authentication factor configuration data record (1210).
USMFAC_NAME	Char	6	13	User ID as taken from the profile name.
USMFAC_FACTOR_NAME	Char	15	34	Factor name.
USMFAC_TAG_NAME	Char	36	55	The tag name associated with the factor.
USMFAC_TAG_VALUE	Char	57	1080	Tag value associated with the tag name.

Data set record formats

The records associated with data sets are:

- Data Set Basic Data
- Data Set Categories
- Data Set Conditional Access
- Data Set Volumes
- Data Set Access
- Data Set Installation Data
- Data Set DFP Data
- Data Set TME Data

Data set basic data record (0400)

The Data Set Basic Data record defines the basic information for a data set. There is one record per data set profile.

Database unloadIRRDBU00

Table 232. Data Set Basic Data Record

Field Name	Type	Position		Comments
		Start	End	
DSBD_RECORD_TYPE	Int	1	4	Record type of the Data Set Basic Data record (0400).
DSBD_NAME	Char	6	49	Data set name as taken from the profile name.
DSBD_VOL	Char	51	56	Volume upon which this data set resides. Blank if the profile is generic, and *MODEL if the profile is a model profile.
DSBD_GENERIC	Char	58	61	Is this a generic profile? Valid Values include "Yes" and "No".
DSBD_CREATE_DATE	Date	63	72	Date the profile was created.
DSBD_OWNER_ID	Char	74	81	The user ID or group name that owns the profile.
DSBD_LASTREF_DATE	Date	83	92	The date that the data set was last referenced.
DSBD_LASTCHG_DATE	Date	94	103	The date that the data set was last changed.
DSBD_ALTER_CNT	Int	105	109	The number of times that the data set was accessed with ALTER authority.
DSBD_CONTROL_CNT	Int	111	115	The number of times that the data set was accessed with CONTROL authority.
DSBD_UPDATE_CNT	Int	117	121	The number of times that the data set was accessed with UPDATE authority.
DSBD_READ_CNT	Int	123	127	The number of times that the data set was accessed with READ authority.
DSBD_UACC	Char	129	136	The universal access of this data set. Valid values are NONE, EXECUTE, READ, UPDATE, CONTROL, and ALTER.
DSBD_GRPDS	Char	138	141	Is this a group data set? Valid Values include "Yes" and "No".
DSBD_AUDIT_LEVEL	Char	143	150	Indicates the level of resource-owner-specified auditing that is performed. Valid values are ALL, SUCCESS, FAIL, and NONE.
DSBD_GRP_ID	Char	152	159	The connect group of the user who created this data set.
DSBD_DS_TYPE	Char	161	168	The type of the data set. Valid values are VSAM, NONVSAM, TAPE, and MODEL.
DSBD_LEVEL	Int	170	172	The level of the data set.
DSBD_DEVICE_NAME	Char	174	181	The EBCDIC name of the device type on which the data set resides.
DSBD_GAUDIT_LEVEL	Char	183	190	Indicates the level of auditor-specified auditing that is performed. Valid values are ALL, SUCCESS, FAIL, and NONE.
DSBD_INSTALL_DATA	Char	192	446	Installation-defined data.
DSBD_AUDIT_OKQUAL	Char	448	455	The resource-owner-specified successful access audit qualifier. This is set to blanks if AUDIT_LEVEL is NONE. Otherwise, it is set to either READ, UPDATE, CONTROL, or ALTER.
DSBD_AUDIT_FAQUAL	Char	457	464	The resource-owner-specified failing access audit qualifier. This is set to blanks if AUDIT_LEVEL is NONE. Otherwise, it is set to either READ, UPDATE, CONTROL, or ALTER.
DSBD_GAUDIT_OKQUAL	Char	466	473	The auditor-specified successful access audit qualifier. This is set to blanks if GAUDIT_LEVEL is NONE. Otherwise, it is set to either READ, UPDATE, CONTROL, or ALTER.
DSBD_GAUDIT_FAQUAL	Char	475	482	The auditor-specified failing access audit qualifier. This is set to blanks if GAUDIT_LEVEL is NONE. Otherwise, it is set to either READ, UPDATE, CONTROL, or ALTER.
DSBD_WARNING	Char	484	487	Does this data set have the WARNING attribute? Valid Values include "Yes" and "No".

Table 232. Data Set Basic Data Record (continued)

Field Name	Type	Position		Comments
		Start	End	
DSBD_SECLEVEL	Int	489	491	The data set security level.
DSBD_NOTIFY_ID	Char	493	500	User ID that is notified when violations occur.
DSBD_RETENTION	Int	502	506	Retention period of the data set.
DSBD_ERASE	Char	508	511	For a DASD data set, is this data set scratched when the data set is deleted? Valid Values include "Yes" and "No".
DSBD_SECLABEL	Char	513	520	Security label of the data set.
DSBD_RESERVED_01	Char	522	524	Reserved

Data set categories record (0401)

The Data Set Categories record defines the categories to which a data set belongs. There is one record per data set/category combination.

Table 233. Data Set Categories Record

Field Name	Type	Position		Comments
		Start	End	
DSCAT_RECORD_TYPE	Int	1	4	Record type of the Data Set Categories record (0401).
DSCAT_NAME	Char	6	49	Data set name as taken from the profile name.
DSCAT_VOL	Char	51	56	Volume upon which this data set resides. Blank if the profile is generic, and *MODEL if the profile is a model profile.
DSCAT_CATEGORY	Int	58	62	Category associated with this data set.

Data set conditional access record (0402)

The Data Set Conditional Access record defines the data sets that have conditional access permissions. There is one record per data set/access combination.

Table 234. Data Set Conditional Access Record

Field Name	Type	Position		Comments
		Start	End	
DSCACC_RECORD_TYPE	Int	1	4	Record type of the Data Set Conditional Access record (0402).
DSCACC_NAME	Char	6	49	Data set name as taken from the profile name.
DSCACC_VOL	Char	51	56	Volume upon which this data set resides. Blank if the profile is generic, and *MODEL if the profile is a model profile.
DSCACC_CATYPE	Char	58	65	The type of conditional access checking that is being performed. Valid values are APPCPORT, PROGRAM, CONSOLE, TERMINAL, JESINPUT, and SERVAUTH.
DSCACC_CANAME	Char	67	74	The name of a conditional access element that is permitted access.
DSCACC_AUTH_ID	Char	76	83	The user ID or group name that is authorized to the data set.
DSCACC_ACCESS	Char	85	92	The access of the conditional access element/user combination. Valid values are NONE, EXECUTE, READ, UPDATE, CONTROL, and ALTER.
DSCACC_ACCESS_CNT	Int	94	98	The number of times that the data set was accessed.
DSCACC_NET_ID	Char	100	107	The network name when DSCACC_CATYPE is APPCPORT.
DSCACC_CACRITERIA	Char	109	352	The IP name when DSCACC_CATYPE is SERVAUTH.

Data set volumes record (0403)

The Data Set Volumes record defines the volumes upon which a data set resides. There is one record per data set/volume combination. Records exist in this table only for discrete data set profiles.

Table 235. Data Set Volumes Record

Field Name	Type	Position		Comments
		Start	End	
DSVOL_RECORD_TYPE	Int	1	4	Record type of the Data Set Volumes record (0403).
DSVOL_NAME	Char	6	49	Data set name as taken from the profile name.
DSVOL_VOL	Char	51	56	Volume upon which this data set resides.
DSVOL_VOL_NAME	Char	58	63	A volume upon which the data set resides.

Data set access record (0404)

The Data Set Access record defines the users or groups that are allowed to access data. There is one record per data set/authorization combination.

Table 236. Data Set Access Record

Field Name	Type	Position		Comments
		Start	End	
DSACC_RECORD_TYPE	Int	1	4	Record type of the Data Set Access Record (0404).
DSACC_NAME	Char	6	49	Data set name as taken from the profile name.
DSACC_VOL	Char	51	56	Volume upon which this data set resides. Blank if the profile is generic, and *MODEL if the profile is a model profile.
DSACC_AUTH_ID	Char	58	65	The user ID or group name that is authorized to the data set.
DSACC_ACCESS	Char	67	74	The access allowed to the user. Valid values are NONE, EXECUTE, READ, UPDATE, CONTROL, and ALTER.
DSACC_ACCESS_CNT	Int	76	80	The number of times that the data set was accessed.

Data set installation data record (0405)

The Data Set Installation Data record defines the user data that is associated with a data set profile. There is one record per data set/installation data combination.

This record type contains the data stored in the USRCNT repeat group, which is a field in the RACF database that is reserved for your installation's use. None of the RACF commands manipulate this field. Do not confuse this field with the DSBD_INSTALL_DATA field, shown in Table 232 on page 342, which you enter into the database using the ADDSD and ALTDSD commands.

Table 237. Data Set Installation Data Record

Field Name	Type	Position		Comments
		Start	End	
DSINSTD_RECORD_TYPE	Int	1	4	Record type of the Data Set Installation Data Record (0405).
DSINSTD_NAME	Char	6	49	Data set name as taken from the profile name.
DSINSTD_VOL	Char	51	56	Volume upon which this data set resides. Blank if the profile is generic, and *MODEL if the profile is a model profile.
DSINSTD_USR_NAME	Char	58	65	The name of the installation-defined field.
DSINSTD_USR_DATA	Char	67	321	The data for the installation-defined field.

Table 237. Data Set Installation Data Record (continued)

Field Name	Type	Position		Comments
		Start	End	
DSINSTD_USR_FLAG	Char	323	330	The flag for the installation-defined field in the form X<cc>.

Data set DFP data record (0410)

The Data Set DFP Data record defines the DFP information required by the System Managed Storage (SMS) facility of the Data Facility Product (DFP). There is one record per data set/DFP data combination.

Table 238. Data Set DFP Data Record

Field Name	Type	Position		Comments
		Start	End	
DSDFP_RECORD_TYPE	Int	1	4	Record type of the Data Set DFP Data record (0410).
DSDFP_NAME	Char	6	49	Data set name as taken from the profile name.
DSDFP_VOL	Char	51	56	Volume upon which this data set resides. Blank if the profile is generic, and *MODEL if the profile is a model profile.
DSDFP_RESOWNER_ID	Char	58	65	The resource owner of the data set.

Data set TME role record (0421)

The Data Set TME role record identifies ROLE profiles and access authorities referencing the data set. There is one record per data set/role combination.

Table 239. Data Set TME Data Record

Field Name	Type	Position		Comments
		Start	End	
DSTME_RECORD_TYPE	Int	1	4	Record type of the Data Set TME Data Record (0421).
DSTME_NAME	Char	6	49	Data set name as taken from the profile name.
DSTME_VOL	Char	51	56	Volume upon which this data set resides. Blank if the profile is generic, and *MODEL if the profile is a model profile.
DSTME_ROLE_NAME	Char	58	303	Role profile name.
DSTME_ACCESS_AUTH	Char	305	312	Access permission to this resource as defined by the role.
DSTME_COND_CLASS	Char	314	321	Class name for conditional access.
DSTME_COND_PROF	Char	323	568	Resource profile for conditional access.

General resource record formats

The records associated with general resources are:

- General Resource Basic Data
- General Resource Tape Volume Data
- General Resource Categories
- General Resource Members
- General Resource Volumes
- General Resource Access
- General Resource Installation Data
- General Resource Conditional Access Data
- General Resource Filter Data
- General Resource Distributed Identity Mapping Data
- General Resource Session Data

Database unload IRRDBU00

- General Resource Session Entities
- General Resource DLF Data
- General Resource DLF Job Names
- General Resource Started Task Data
- General Resource SystemView Data
- General Resource Certificate Data
- General Resource Certificate Reference
- General Resource Key Ring Data
- General Resource TME Data
- General Resource TME Child
- General Resource TME Resource
- General Resource TME Group
- General Resource TME Role
- General Resource KERB Data
- General Resource PROXY Data
- General Resource EIM Data
- General Resource Alias Data
- General Resource CDTINFO Data
- General Resource ICTX Data
- General Resource CFDEF Data
- General Resource SIGVER Data
- General Resource ICSF
- General Resource ICSF Key Label
- General Resource ICSF Certificate Identifier

Note: The digital certificates stored in the CERTDATA segment of general resource profiles are not readable text. Therefore, RACF bypasses the unload of the CERTDATA segment, and there is no record for this data.

General resource basic data record (0500)

The General Resource Basic Data record defines the basic information about a general resource. There is one record per general resource profile.

Table 240. General Resource Basic Data Record

Field Name	Type	Position		Comments
		Start	End	
GRBD_RECORD_TYPE	Int	1	4	Record type of the General Resource Basic Data record (0500).
GRBD_NAME	Char	6	251	General resource name as taken from the profile name. Note: When GRBD_CLASS_NAME is IDIDMAP, this value is stored in the RACF database in UTF-8 format. If possible, database unload changes this value to the EBCDIC format. If not possible, hexadecimal values are produced.
GRBD_CLASS_NAME	Char	253	260	Name of the class to which the general resource profile belongs.
GRBD_GENERIC	Char	262	265	Is this a generic profile? Valid Values include "Yes" and "No".
GRBD_CLASS	Int	267	269	The class number of the profile.
GRBD_CREATE_DATE	Date	271	280	Date the profile was created.
GRBD_OWNER_ID	Char	282	289	The user ID or group name which owns the profile.
GRBD_LASTREF_DATE	Date	291	300	The date that the resource was last referenced.
GRBD_LASTCHG_DATE	Date	302	311	The date that the resource was last changed.
GRBD_ALTER_CNT	Int	313	317	The number of times that the resource was accessed with ALTER authority.

Table 240. General Resource Basic Data Record (continued)

Field Name	Type	Position		Comments
		Start	End	
GRBD_CONTROL_CNT	Int	319	323	The number of times that the resource was accessed with CONTROL authority.
GRBD_UPDATE_CNT	Int	325	329	The number of times that the resource was accessed with UPDATE authority.
GRBD_READ_CNT	Int	331	335	The number of times that the resource was accessed with READ authority.
GRBD_UACC	Char	337	344	The universal access of this resource. For profiles in classes other than DIGTCERT, the valid values are NONE, READ, EXECUTE, UPDATE, CONTROL, and ALTER. For DIGTCERT profiles, the valid values are TRUST, NOTRUST, and HIGHTRST.
GRBD_AUDIT_LEVEL	Char	346	353	Indicates the level of resource-owner-specified auditing that is performed. Valid values are ALL, SUCCESS, FAIL, and NONE.
GRBD_LEVEL	Int	355	357	The level of the resource.
GRBD_GAUDIT_LEVEL	Char	359	366	Indicates the level of auditor-specified auditing that is performed. Valid values are ALL, SUCCESS, FAIL, and NONE.
GRBD_INSTALL_DATA	Char	368	622	Installation-defined data.
GRBD_AUDIT_OKQUAL	Char	624	631	The resource-owner-specified successful access audit qualifier. This is set to blanks if AUDIT_LEVEL is NONE. Otherwise, it is set to either READ, UPDATE, CONTROL, or ALTER.
GRBD_AUDIT_FAQUAL	Char	633	640	The resource-owner-specified failing access audit qualifier. This is set to blanks if AUDIT_LEVEL is NONE. Otherwise, it is set to either READ, UPDATE, CONTROL, or ALTER.
GRBD_GAUDIT_OKQUAL	Char	642	649	The auditor-specified successful access audit qualifier. This is set to blanks if GAUDIT_LEVEL is NONE. Otherwise, it is set to either READ, UPDATE, CONTROL, or ALTER.
GRBD_GAUDIT_FAQUAL	Char	651	658	The auditor-specified failing access audit qualifier. This is set to blanks if GAUDIT_LEVEL is NONE. Otherwise, it is set to either READ, UPDATE, CONTROL, or ALTER.
GRBD_WARNING	Char	660	663	Does this resource have the WARNING attribute? Valid Values include "Yes" and "No".
GRBD_SINGLEDSDS	Char	665	668	If this is a TAPEVOL profile, is there only one data set on this tape? Valid Values include "Yes" and "No".
GRBD_AUTO	Char	670	673	If this is a TAPEVOL profile, is the TAPEVOL protection automatic? Valid Values include "Yes" and "No".
GRBD_TVTOC	Char	675	678	If this is a TAPEVOL profile, is there a tape volume table of contents on this tape? Valid Values include "Yes" and "No".
GRBD_NOTIFY_ID	Char	680	687	User ID that is notified when violations occur.
GRBD_ACCESS_SUN	Char	689	692	Can the terminal be used on Sunday? Valid Values include "Yes" and "No".
GRBD_ACCESS_MON	Char	694	697	Can the terminal be used on Monday? Valid Values include "Yes" and "No".
GRBD_ACCESS_TUE	Char	699	702	Can the terminal be used on Tuesday? Valid Values include "Yes" and "No".
GRBD_ACCESS_WED	Char	704	707	Can the terminal be used on Wednesday? Valid Values include "Yes" and "No".
GRBD_ACCESS_THU	Char	709	712	Can the terminal be used on Thursday? Valid Values include "Yes" and "No".

Table 240. General Resource Basic Data Record (continued)

Field Name	Type	Position		Comments
		Start	End	
GRBD_ACCESS_FRI	Char	714	717	Can the terminal be used on Friday? Valid Values include "Yes" and "No".
GRBD_ACCESS_SAT	Char	719	722	Can the terminal be used on Saturday? Valid Values include "Yes" and "No".
GRBD_START_TIME	Time	724	731	After what time can a user logon from this terminal?
GRBD_END_TIME	Time	733	740	After what time can a user not logon from this terminal?
GRBD_ZONE_OFFSET	Char	742	746	Time zone in which the terminal is located. Expressed as hh:mm. Blank if the time zone has not been specified.
GRBD_ZONE_DIRECT	Char	748	748	The direction of the time zone shift. Valid values are E(east), W(west), and blank.
GRBD_SECLEVEL	Int	750	752	The security level of the general resource.
GRBD_APPL_DATA	Char	754	1008	Installation-defined data.
GRBD_SECLABEL	Char	1010	1017	The security label for the general resource.

General resource tape volume data record (0501)

The General Resource Tape Volume Data Record defines the characteristics of the tape volume upon which a data set resides. There is one record per general resource/tape volume combination.

Table 241. General Resource Tape Volume Record

Field Name	Type	Position		Comments
		Start	End	
GRTVOL_RECORD_TYPE	Int	1	4	Record type of the General Resource Tape Volume Data record (0501).
GRTVOL_NAME	Char	6	251	General resource name as taken from the profile name.
GRTVOL_CLASS_NAME	Char	253	260	Name of the class to which the general resource profile belongs, namely TAPEVOL.
GRTVOL_SEQUENCE	Int	262	266	The file sequence number of the tape data set.
GRTVOL_CREATE_DATE	Date	268	277	Creation date of the tape data set.
GRTVOL_DISCRETE	Char	279	282	Does a discrete profile exist? Valid Values include "Yes" and "No".
GRTVOL_INTERN_NAME	Char	284	327	The RACF internal data set name.
GRTVOL_INTERN_VOLS	Char	329	583	The volumes upon which the data set resides.
GRTVOL_CREATE_NAME	Char	585	628	The data set name used when creating the data set.

General resource categories record (0502)

The General Resource Categories record defines the categories associated with a general resource. There is one record per general resource/category combination.

Table 242. General Resource Categories Record

Field Name	Type	Position		Comments
		Start	End	
GRCAT_RECORD_TYPE	Int	1	4	Record type of the General Resources Categories record (0502).
GRCAT_NAME	Char	6	251	General resource name as taken from the profile name.
GRCAT_CLASS_NAME	Char	253	260	Name of the class to which the general resource profile belongs.
GRCAT_CATEGORY	Int	262	266	Category to which this general resource belongs.

General resource members record (0503)

The General Resource Members record defines the members of a general resource profile group. There is one record per general resource/member combination.

Note: RACF creates a member HWM for the SECDATA CATEGORY profile, which is reserved for IBM's use. The HWM member and a corresponding 0503 record exist if you have added any categories to the SECDATA CATEGORY profile.

Table 243. General Resource Members Record

Field Name	Type	Position		Comments
		Start	End	
GRMEM_RECORD_TYPE	Int	1	4	Record type of the General Resource Members record (0503).
GRMEM_NAME	Char	6	251	General resource name as taken from the profile name.
GRMEM_CLASS_NAME	Char	253	260	Name of the class to which the general resource profile belongs.
GRMEM_MEMBER	Char	262	516	Member value for this general resource. <ul style="list-style-type: none"> For VMXEVENT profiles, this is the element that is being audited. For PROGRAM profiles, this is the name of the data set which contains the program. For GLOBAL profiles, this is the name of the resource for which a global access applies. For SECDATA security level (SECLEVEL) profiles, this is the level name. For SECDATA CATEGORY profiles, this is the category name. For NODES profiles, this is the user ID, group name, and security label translation data. For SECLABEL profiles, this is a 4-byte SMF ID.
GRMEM_GLOBAL_ACC	Char	518	525	If this is a GLOBAL profile, this is the access that is allowed. Valid values are NONE, READ, UPDATE, CONTROL, and ALTER.
GRMEM_PADS_DATA	Char	527	534	If this is a PROGRAM profile, this field contains the Program Access to Data Set (PADS) information for the profile. Valid values are PADCHK and NOPADCHK.
GRMEM_VOL_NAME	Char	536	541	If this is a PROGRAM profile, this field defines the volume upon which the program resides.
GRMEM_VMEVENT_DATA	Char	543	547	If this is a VMXEVENT profile, this field defines the level of auditing that is being performed. Valid values are CTL, AUDIT, and NOCTL.
GRMEM_SECLEVEL	Int	549	553	If this is a SECLEVEL profile in the SECDATA class, this is the numeric security level that is associated with the SECLEVEL.
GRMEM_CATEGORY	Int	555	559	If this is a CATEGORY profile in the SECDATA class, this is the numeric category that is associated with the CATEGORY.

General resource volumes record (0504)

The General Resource Volumes record defines the volumes in a tape volume set. There is one record per tape volume set/volume combination.

Table 244. General Resource Volumes Record

Field Name	Type	Position		Comments
		Start	End	
GRVOL_RECORD_TYPE	Int	1	4	Record type of the General Resources Volumes record (0504).
GRVOL_NAME	Char	6	251	General resource name as taken from the profile name.

Database unload IRRDBU00

Table 244. General Resource Volumes Record (continued)

Field Name	Type	Position		Comments
		Start	End	
GRVOL_CLASS_NAME	Char	253	260	Name of the class to which the general resource profile belongs, namely TAPEVOL.
GRVOL_VOL_NAME	Char	262	267	Name of a volume in a tape volume set.

General resource access record (0505)

The General Resource Access record defines the users or groups who have specific access to general resources. There is one record per general resource/authorization combination.

Table 245. General Resource Access Record

Field Name	Type	Position		Comments
		Start	End	
GRACC_RECORD_TYPE	Int	1	4	Record type of the General Resource Access record (0505).
GRACC_NAME	Char	6	251	General resource name as taken from the profile name.
GRACC_CLASS_NAME	Char	253	260	Name of the class to which the general resource profile belongs.
GRACC_AUTH_ID	Char	262	269	User ID or group name which is authorized to use the general resource.
GRACC_ACCESS	Char	271	278	The authority that the user or group has over the resource. Valid values are NONE, EXECUTE, READ, UPDATE, CONTROL, and ALTER.
GRACC_ACCESS_CNT	Int	280	284	The number of times that the resource was accessed.

General resource installation data record (0506)

The General Resource Installation Data record defines the user data associated with a general resource. There is one record per general resource/data combination.

This record type contains data stored in the USRCNT repeat group, which is a field in the RACF database that is reserved for your installation's use. None of the RACF commands manipulate this field. Do not confuse this field with the GRBD_INSTALL_DATA field, shown in Table 240 on page 346, which you enter into the database using the RDEFINE and RALTER commands.

Table 246. General Resource Installation Data Record

Field Name	Type	Position		Comments
		Start	End	
GRINSTD_RECORD_TYPE	Int	1	4	Record type of the General Resource Installation Data record (0506).
GRINSTD_NAME	Char	6	251	General resource name as taken from the profile name.
GRINSTD_CLASS_NAME	Char	253	260	Name of the class to which the general resource profile belongs.
GRINSTD_USR_NAME	Char	262	269	The name of the installation-defined field.
GRINSTD_USR_DATA	Char	271	525	The data for the installation-defined field.
GRINSTD_USR_FLAG	Char	527	534	The flag for the installation-defined field in the form X<nn>.

General resource conditional access record (0507)

The General Resource Conditional Access record defines the conditional access to a general resource. There is one record per general resource/access combination.

Table 247. General Resource Conditional Access Record

Field Name	Type	Position		Comments
		Start	End	
GRCACC_RECORD_TYPE	Int	1	4	Record type of the General Resources Conditional Access record (0507).
GRCACC_NAME	Char	6	251	General resource name as taken from the profile name.
GRCACC_CLASS_NAME	Char	253	260	Name of the class to which the general resource profile belongs.
GRCACC_CATYPE	Char	262	269	The type of conditional access checking that is being performed. Valid values are CONSOLE, TERMINAL, JESINPUT, SYSID, APPCPORT, SERVAUTH, PROGRAM, and CRITERIA.
GRCACC_CANAME	Char	271	278	The name of a conditional access element which is permitted access.
GRCACC_AUTH_ID	Char	280	287	The user ID or group name which has authority to the general resource.
GRCACC_ACCESS	Char	289	296	The authority of the conditional access element/user combination. Valid values are NONE, READ, UPDATE, CONTROL, and ALTER.
GRCACC_ACCESS_CNT	Int	298	302	The number of times that the general resource was accessed.
GRCACC_NET_ID	Char	304	311	The network name when GRCACC_CATYPE is APPCPORT.
GRCACC_CACRITERIA	Char	313	556	Access criteria or SERVAUTH IP data.

General resource filter data record (0508)

The General Resource Filter Data record defines the information used to create the filter described by this DIGTNMAP profile and identifies the associated user ID or criteria (DIGTCRIT) profile.

Table 248. General Resource Filter Data Record

Field Name	Type	Position		Comments
		Start	End	
GRFLTR_RECORD_TYPE	Int	1	4	Record Type of the Filter Data record (0508).
GRFLTR_NAME	Char	6	251	General resource name as taken from the profile name.
GRFLTR_CLASS_NAME	Char	253	260	Name of the class to which the general resource profile belongs.
GRFLTR_LABEL	Char	262	293	The label associated with this filter.
GRFLTR_STATUS	Char	295	302	The status of this filter (TRUST) for filters that are trusted.
GRFLTR_USER	Char	304	549	The user ID or criteria profile name associated with this filter.
GRFLTR_CREATE_NAME	Char	551	1061	The issuer's or subject's name, or both, used to create this profile.

General resource distributed identity mapping data record (0509)

The General Resource Distributed Identity Mapping Data record defines the information used to create the mapping described by this IDIDMAP class profile and identifies the associated user ID.

Database unload IRRDBU00

Table 249. General Resource Distributed Identity Mapping Record

Field Name	Type	Position		Comments
		Start	End	
GRDMAP_RECORD_TYPE	Int	1	4	Record Type of the General Resource Distributed Identity Mapping Data record (0509).
GRDMAP_NAME	Char	6	251	General resource name as taken from the profile name. Note: This value is stored in the RACF database in UTF-8 format. If possible, database unload changes this value to the EBCDIC format. If not possible, hexadecimal values are produced.
GRDMAP_CLASS_NAME	Char	253	260	Name of the class to which the general resource profile belongs.
GRDMAP_LABEL	Char	262	293	The label associated with this mapping.
GRDMAP_USER	Char	295	302	The RACF user ID associated with this mapping.
GRDMAP_DIDREG	Char	304	558	The registry name value associated with this mapping. Note: This value is stored in the RACF database in UTF-8 format. If possible, database unload changes this value to the EBCDIC format. If not possible, hexadecimal values are produced.

General resource session data record (0510)

The General Resource Session Data record defines the session data associated with a general resource. There is one record per APPCLU profile.

Table 250. General Resource Session Data Record

Field Name	Type	Position		Comments
		Start	End	
GRSES_RECORD_TYPE	Int	1	4	Record type of the General Resources Session Data record (0510).
GRSES_NAME	Char	6	251	General resource name as taken from the profile name.
GRSES_CLASS_NAME	Char	253	260	Name of the class to which the general resource profile belongs, namely APPCLU.
GRSES_SESSION_KEY	Char	262	269	The key associated with the APPC session.
GRSES_LOCKED	Char	271	274	Is the profile locked? Valid Values include "Yes" and "No".
GRSES_KEY_DATE	Date	276	285	Last date that the session key was changed.
GRSES_KEY_INTERVAL	Int	287	291	Number of days that the key is valid.
GRSES_SLS_FAIL	Int	293	297	Current number of failed attempts.
GRSES_MAX_FAIL	Int	299	303	Number of failed attempts before lockout.
GRSES_CONVSEC	Char	305	312	Specifies the security checking performed when sessions are established. Valid values are NONE, CONVSEC, PERSISTV, ALREADYV, and AVPV.

General resource session entities record (0511)

The General Resource Session Entities record defines the entities associated with a general resource APPCLU profile. There is one record per APPCLU profile/session entity combination.

Table 251. General Resource Session Entity Record

Field Name	Type	Position		Comments
		Start	End	
GRSESE_RECORD_TYPE	Int	1	4	Record type of the General Resources Session Entities record (0511).

Table 251. General Resource Session Entity Record (continued)

Field Name	Type	Position		Comments
		Start	End	
GRSESE_NAME	Char	6	251	General resource name as taken from the profile name.
GRSESE_CLASS_NAME	Char	253	260	Name of the class to which the general resource profile belongs, namely APPCLU.
GRSESE_ENTITY_NAME	Char	262	296	Entity name.
GRSESE_FAIL_CNT	Int	298	302	The number of failed session attempts.

General resource DLF data record (0520)

The General Resource DLF Data record defines the Data Lookaside Facility (DLF) data associated with a general resource. There is one record per general resource/DLF data combination.

Table 252. General Resource DLF Data Record

Field Name	Type	Position		Comments
		Start	End	
GRDLF_RECORD_TYPE	Int	1	4	Record type of the General Resources DLF Data record (0520).
GRDLF_NAME	Char	6	251	General resource name as taken from the profile name.
GRDLF_CLASS_NAME	Char	253	260	Name of the class to which the general resource profile belongs, namely DLFCLASS.
GRDLF_RETAIN	Char	262	265	Is this a retained resource? Valid Values include "Yes" and "No".

General resource DLF job names record (0521)

The General Resource DLF Job Names record defines the job names associated with a DLF general resource. There is one record per general resource/DLF job name combination.

Table 253. General Resource DLF Job Names Record

Field Name	Type	Position		Comments
		Start	End	
GRDLFJ_RECORD_TYPE	Int	1	4	Record type of the General Resources DLF Job Names record (0521).
GRDLFJ_NAME	Char	6	251	General resource name as taken from the profile name.
GRDLFJ_CLASS_NAME	Char	253	260	Name of the class to which the general resource profile belongs, namely DLFCLASS.
GRDLFJ_JOB_NAME	Char	262	269	The job name associated with the general resource.

General resource started task data record (0540)

The General Resource Started Task Data Record defines the information associated with the definition of a started task in the STARTED general resource class.

Table 254. General Resource Started Task Data Record

Field Name	Type	Position		Comments
		Start	End	
GRST_RECORD_TYPE	Int	1	4	Record type (0540).
GRST_NAME	Char	6	251	Profile name.
GRST_CLASS_NAME	Char	253	260	The class name, STARTED.
GRST_USER_ID	Char	262	269	User ID assigned.

Table 254. General Resource Started Task Data Record (continued)

Field Name	Type	Position		Comments
		Start	End	
GRST_GROUP_ID	Char	271	278	Group name assigned.
GRST_TRUSTED	Char	280	283	Is process to run trusted? Valid Values include "Yes" and "No".
GRST_PRIVILEGED	Char	285	288	Is process to run privileged? Valid Values include "Yes" and "No".
GRST_TRACE	Char	290	293	Is entry to be traced? Valid Values include "Yes" and "No".

General resource SystemView data record (0550)

The General Resource SystemView Data Record defines the information associated with the SYSMVIEW general resource class.

Table 255. General Resource SystemView Data Record

Field Name	Type	Position		Comments
		Start	End	
GRSV_RECORD_TYPE	Int	1	4	Record type (0550).
GRSV_NAME	Char	6	251	Profile name.
GRSV_CLASS_NAME	Char	253	260	Class name, SYSMVIEW.
GRSV_SCRIPT_NAME	Char	262	269	Logon script name for the application.
GRSV_PARM_NAME	Char	271	278	Parameter list name for the application.

General resource certificate data record (0560)

The general resource certificate data record defines the information associated with the digital certificate.

Table 256. General Resource Certificate Data Record

Field Name	Type	Position		Comments
		Start	End	
GRCERT_RECORD_TYPE	Int	1	4	Record type of the Certificate Data record (0560).
GRCERT_NAME	Char	6	251	General resource name as taken from the profile name.
GRCERT_CLASS_NAME	Char	253	260	Name of the class to which the general resource profile belongs.
GRCERT_START_DATE	Date	262	271	The date from which this certificate is valid.
GRCERT_START_TIME	Time	273	280	The time from which this certificate is valid.
GRCERT_END_DATE	Date	282	291	The date after which this certificate is no longer valid.
GRCERT_END_TIME	Time	293	300	The time after which this certificate is no longer valid.
GRCERT_KEY_TYPE	Char	302	309	The type of key associated with the certificate. Valid values: BPECC, BPECCTKN, BPECTKNT, DSA, ICSFTOKN, NTECC, NTECCTKN, NTECTKNT, PCICCTKN, PKCSDER, PUBTOKEN, RSATKNT, or all blanks indicating no private key. The value PUBTOKEN indicates that the public key (without the private key) is stored in ICSF.
GRCERT_KEY_SIZE	Int	311	320	The size of private key associated with the certificate, expressed in bits.
GRCERT_LAST_SERIAL	Char	322	337	The hexadecimal representation of the low-order eight bytes of the serial number of the last certificate signed with this key.
GRCERT_RING_SEQN	Int	339	348	A sequence number for certificates within the ring.

Table 256. General Resource Certificate Data Record (continued)

Field Name	Type	Position		Comments
		Start	End	
GRCERT_GEN_REQ	Char	350	353	Indicator to show if the certificate is used to generate a request. Valid Values include "Yes" and "No".

General resource certificate references record (0561)

The general resource certificate references record identifies the key ring associated with the digital certificate.

Table 257. General Resource Certificate References Record

Field Name	Type	Position		Comments
		Start	End	
CERTR_RECORD_TYPE	Int	1	4	Record type of the Certificate References record (0561).
CERTR_NAME	Char	6	251	General resource name as taken from the profile name.
CERTR_CLASS_NAME	Char	253	260	Name of the class to which the general resource profile belongs.
CERTR_RING_NAME	Char	262	507	The name of the profile which represents a key ring with which this certificate is associated.

General resource key ring data record (0562)

The general resource key ring data record defines the information associated with the key ring.

Table 258. General Resource Key Ring Data Record

Field Name	Type	Position		Comments
		Start	End	
KEYR_RECORD_TYPE	Int	1	4	Record type of the Key Ring Data record (0562).
KEYR_NAME	Char	6	251	General resource name as taken from the profile name.
KEYR_CLASS_NAME	Char	253	260	Name of the class to which the general resource profile belongs.
KEYR_CERT_NAME	Char	262	507	The name of the profile which contains the certificate which is in this key ring.
KEYR_CERT_USAGE	Char	509	516	The usage of the certificate within the ring. Valid values are PERSONAL, SITE, and CERTAUTH.
KEYR_CERT_DEFAULT	Char	518	521	Is this certificate the default certificate within the ring? Valid Values include "Yes" and "No".
KEYR_CERT_LABEL	Char	523	554	The label associated with the certificate.

General resource TME data record (0570)

The General Resource TME data record identifies the parent ROLE profile from which this profile inherits attributes. There is one record per general resource profile/TME data combination.

Table 259. General Resource TME Data Record

Field Name	Type	Position		Comments
		Start	End	
GRTME_RECORD_TYPE	Int	1	4	Record type of the general resource TME data record (0570).
GRTME_NAME	Char	6	251	General resource name as taken from the profile name.
GRTME_CLASS_NAME	Char	253	260	Name of the class to which the general resource belongs.
GRTME_PARENT	Char	262	507	Parent role.

General resource TME child record (0571)

The general resource TME child record identifies a ROLE profile which inherits attributes from this profile. There is one record per general resource/child combination.

Table 260. General Resource TME Child Record

Field Name	Type	Position		Comments
		Start	End	
GRTMEC_RECORD_TYPE	Int	1	4	Record type of the general resource TME child record (0571).
GRTMEC_NAME	Char	6	251	General resource name as taken from the profile name.
GRTMEC_CLASS_NAME	Char	253	260	Name of the class to which the general resource belongs.
GRTMEC_CHILD	Char	262	507	Child role.

General resource TME resource record (0572)

The general resource TME resource record identifies resources and access authorities for groups defined in the role. There is one record per general resource/resource combination.

Table 261. General Resource TME Resource Record

Field Name	Type	Position		Comments
		Start	End	
GRTMER_RECORD_TYPE	Int	1	4	Record type of the general resource TME resource record (0572).
GRTMER_NAME	Char	6	251	General resource name as taken from the profile name.
GRTMER_CLASS_NAME	Char	253	260	Name of the class to which the general resource belongs.
GRTMER_ORIGIN_ROLE	Char	262	507	Role profile from which resource access is inherited.
GRTMER_PROF_CLASS	Char	509	516	Class name of the origin-role resource.
GRTMER_PROF_NAME	Char	518	763	Resource name defined in the origin role.
GRTMER_ACCESS_AUTH	Char	765	772	Access permission to the resource.
GRTMER_COND_CLASS	Char	774	781	Class name for conditional access.
GRTMER_COND_PROF	Char	783	1028	Resource profile for conditional access.

General resource TME group record (0573)

The general resource TME group record identifies groups that are permitted to resources in the role. There is one record per general resource/group combination.

Table 262. General Resource TME Group Record

Field Name	Type	Position		Comments
		Start	End	
GRTMEG_RECORD_TYPE	Int	1	4	Record type of the general resource TME group record (0573).
GRTMEG_NAME	Char	6	251	General resource name as taken from the profile name.
GRTMEG_CLASS_NAME	Char	253	260	Name of the class to which the general resource belongs.
GRTMEG_GROUP	Char	262	269	Group name defined to the role.

General resource TME role record (0574)

The general resource TME role record identifies ROLE profiles and access authorities referencing the general resource. There is one record per general resource/role combination.

Table 263. General Resource TME Role Record

Field Name	Type	Position		Comments
		Start	End	
GRTMEE_RECORD_TYPE	Int	1	4	Record type of the general resource TME role record (0574).
GRTMEE_NAME	Char	6	251	General resource name as taken from the profile name.
GRTMEE_CLASS_NAME	Char	253	260	Name of the class to which the general resource belongs.
GRTMEE_ROLE_NAME	Char	262	507	Role profile name.
GRTMEE_ACCESS_AUTH	Char	509	516	Access permission to this resource as defined by the role.
GRTMEE_COND_CLASS	Char	518	525	Class name for conditional access.
GRTMEE_COND_PROF	Char	527	772	Resource profile for conditional access.

General resource KERB data record (0580)

The general resource KERB Data record defines the Kerberos information for a realm. There is only one record per general resource profile that contains a KERB segment.

Table 264. General Resource KERB Data Record

Field Name	Type	Position		Comments
		Start	End	
GRKERB_RECORD_TYPE	Int	1	4	Record type of the general resource KERB segment record (0580).
GRKERB_NAME	Char	6	251	General resource name as taken from the profile name.
GRKERB_CLASS_NAME	Char	253	260	Name of the class to which the general resource profile belongs.
GRKERB_KERBNAME	Char	262	501	The Kerberos realm name.
GRKERB_MIN_LIFE	Int	503	512	Minimum ticket life.
GRKERB_MAX_LIFE	Int	514	523	Maximum ticket life.
GRKERB_DEF_LIFE	Int	525	534	Default ticket life.
GRKERB_KEY_VERS	Int	536	538	Current key version.
GRKERB_ENCRYPT_DES	Char	540	543	Is key encryption using DES enabled? Valid Values include "Yes" and "No".
GRKERB_ENCRYPT_DES3	Char	545	548	Is key encryption using DES3 enabled? Valid Values include "Yes" and "No".
GRKERB_ENCRYPT_DESD	Char	550	553	Is key encryption using DES with derivation enabled? Valid Values include "Yes" and "No".
GRKERB_ENCRPT_A128	Char	555	558	Is key encryption using AES128 enabled? Valid Values include "Yes" and "No".
GRKERB_ENCRPT_A256	Char	560	563	Is key encryption using AES256 enabled? Valid Values include "Yes" and "No".
RESERVED	Char	565	618	Reserved for future use.
GRKERB_CHKADDRS	Char	620	623	Should the Kerberos server check addresses in tickets? Valid Values include "Yes" and "No".

General resource PROXY record (0590)

The general resource PROXY record identifies default information related to the LDAP proxy for a general resource. There is only one record per general resource profile that contains a PROXY segment.

Database unload IRRDBU00

Table 265. General Resource PROXY Record

Field Name	Type	Position		Comments
		Start	End	
GRPROXY_RECORD_TYPE	Int	1	4	Record type of the general resource PROXY record (0590).
GRPROXY_NAME	Char	6	251	General resource name as taken from the profile name.
GRPROXY_CLASS_NAME	Char	253	260	Name of the class to which the general resource belongs.
GRPROXY_LDAP_HOST	Char	262	1284	LDAP server URL.
GRPROXY_BIND_DN	Char	1286	2308	LDAP BIND distinguished name.

General resource EIM record (05A0)

The general resource EIM record defines EIM-related information. There is only one record per general resource profile that contains an EIM segment.

Table 266. General Resource EIM Record

Field Name	Type	Position		Comments
		Start	End	
GREIM_RECORD_TYPE	Int	1	4	Record type of the general resource EIM segment record (05A0).
GREIM_NAME	Char	6	251	Profile name.
GREIM_CLASS_NAME	Char	253	260	Class name.
GREIM_DOMAIN_DN	Char	262	1284	EIM domain name.
GREIM_ENABLE	Char	1286	1289	EIM Enable option. Valid Values include "Yes" and "No".
	Char	1291	1364	Reserved for IBM's use.
GREIM_LOCAL_REG	Char	1366	1620	EIM LDAP local registry name.
GREIM_KERBREG	Char	1622	1876	EIM Kerberos Registry Name
GREIM_X509REG	Char	1878	2132	EIM X.509 Registry name

General resource alias data record (05B0)

Table 267. General Resource Alias Data Record

Field Name	Type	Position		Comments
		Start	End	
GRALIAS_RECORD_TYPE	Int	1	4	Record type of the general resource ALIAS group record (05B0).
GRALIAS_NAME	Char	6	251	General resource name as taken from the profile.
GRALIAS_CLASS_NAME	Char	253	260	Name of the class to which the general resource belongs.
GRALIAS_IPLOOK	Int	262	293	IP lookup value in SERVAUTH class.

General resource CDTINFO data record (05C0)

The general resource CDTINFO data record defines class descriptor table information. There is only one record per general resource profile that contains a CDTINFO segment.

Table 268. General Resource CDTINFO Data Record

Field Name	Type	Position		Comments
		Start	End	
GRCDT_RECORD_TYPE	Int	1	4	Record type of the general resource CDTINFO data record (05C0).
GRCDT_NAME	Char	6	251	General resource name as taken from the profile.

Table 268. General Resource CDTINFO Data Record (continued)

Field Name	Type	Position		Comments
		Start	End	
GRCDT_CLASS_NAME	Char	253	260	Name of the class to which the general resource belongs, namely CDT.
GRCDT_POSIT	Int	262	271	POSIT number for class.
GRCDT_MAXLENGTH	Int	273	275	Maximum length of profile names when using ENTITYX.
GRCDT_MAXLENX	Int	277	286	Maximum length of profile names when using ENTITYX.
GRCDT_DEFAULTRC	Int	288	290	Default return code.
GRCDT_KEYQUALIFIER	Int	292	301	Number of key qualifiers.
GRCDT_GROUP	Char	303	310	Resource grouping class name.
GRCDT_MEMBER	Char	312	319	Member class name.
GRCDT_FIRST_ALPHA	Char	321	324	Is an alphabetic character allowed in the first character of a profile name? Valid Values include "Yes" and "No".
GRCDT_FIRST_NATL	Char	326	329	Is a national character allowed in the first character of a profile name? Valid Values include "Yes" and "No".
GRCDT_FIRST_NUM	Char	331	334	Is a numeric character allowed in the first character of a profile name? Valid Values include "Yes" and "No".
GRCDT_FIRST_SPEC	Char	336	339	Is a special character allowed in the first character of a profile name? Valid Values include "Yes" and "No".
GRCDT_OTHER_ALPHA	Char	341	344	Is an alphabetic character allowed in other characters of a profile name? Valid Values include "Yes" and "No".
GRCDT_OTHER_NATL	Char	346	349	Is a national character allowed in other characters of a profile name? Valid Values include "Yes" and "No".
GRCDT_OTHER_NUM	Char	351	354	Is a numeric character allowed in other characters of a profile name? Valid Values include "Yes" and "No".
GRCDT_OTHER_SPEC	Char	356	359	Is a special character allowed in other characters of a profile name? Valid Values include "Yes" and "No".
GRCDT_OPER	Char	361	364	Is OPERATIONS attribute to be considered? Valid Values include "Yes" and "No".
GRCDT_DEFAULTUACC	Char	366	373	Default universal access. Valid values are ACEE, ALTER, CONTROL, UPDATE, READ, EXECUTE, NONE.
GRCDT_RACLIST	Char	375	384	RACLIST setting. Valid values are ALLOWED, DISALLOWED, REQUIRED.
GRCDT_GENLIST	Char	386	395	GENLIST setting. Valid values are ALLOWED, DISALLOWED.
GRCDT_PROF_ALLOW	Char	397	400	Are profiles allowed in the class? Valid Values include "Yes" and "No".
GRCDT_SECL_REQ	Char	402	405	Are security labels required for the class when MLACTIVE is on? Valid Values include "Yes" and "No".
GRCDT_MACPROCESS	Char	407	414	Type of mandatory access check processing. Valid values are EQUAL, NORMAL, REVERSE.
GRCDT_SIGNAL	Char	416	419	Is ENF signal to be sent? Valid Values include "Yes" and "No".
GRCDT_CASE	Char	421	428	Case of profile names. Valid values are ASIS, UPPER.
GRCDT_GENERIC	Char	430	439	GENERIC setting. Valid values are ALLOWED and DISALLOWED.

General resource ICTX data record (05D0)

The General Resource ICTX record contains the configuration options used to control the behavior of the ICTX identity cache.

Table 269. General Resource ICTX Data Record

Field Name	Type	Position		Comments
		Start	End	
GRICTX_RECORD_TYPE	Int	1	4	Record type of the general resource ICTX segment record (05D0).
GRICTX_NAME	Char	6	251	General resource name as taken from the profile name.
GRICTX_CLASS_NAME	Char	253	260	Name of the class to which the general resource profile belongs.
GRICTX_USEMAP	Char	262	265	Should the identity cache store an application provided identity mapping? Valid Values include "Yes" and "No".
GRICTX_DOMAP	Char	267	270	Should the identity cache determine and store the identity mapping? Valid Values include "Yes" and "No".
GRICTX_MAPREQ	Char	272	275	Is an identity mapping required? Valid Values include "Yes" and "No".
GRICTX_MAP_TIMEOUT	Int	277	281	How long the identity cache should store an identity mapping.

General Resource CFDEF Data record (05E0)

The General Resource CFDEF Data record (05E0) defines custom field information. There is one record per general resource profile that contains a CFDEF segment.

Table 270. General Resource CFDEF Data Record

Field Name	Type	Position		Comments
		Start	End	
GRCFDEF_RECORD_TYPE	Int	1	4	Record type of the general resource CFDEF data record (05E0).
GRCFDEF_NAME	Char	6	251	General resource name as taken from the profile name.
GRCFDEF_CLASS	Char	253	260	Name of the class to which the general resource belongs, namely CFIELD.
GRCFDEF_TYPE	Char	262	265	Data type for the custom field. Valid values are CHAR, FLAG, HEX, NUM.
GRCFDEF_MAXLEN	Int	267	276	Maximum length of the custom field.
GRCFDEF_MAXVAL	Int	278	287	Maximum value of the custom field.
GRCFDEF_MINVAL	Int	289	298	Minimum value of the custom field.
GRCFDEF_FIRST	Char	300	307	Character restriction for the first character. Valid values are ALPHA, ALPHANUM, ANY, NONATABC, NONATNUM, NUMERIC.
GRCFDEF_OTHER	Char	309	316	Character restriction for other characters. Valid values are ALPHA, ALPHANUM, ANY, NONATABC, NONATNUM, NUMERIC.
GRCFDEF_MIXED	Char	318	321	Is mixed case allowed in the field? Valid Values include "Yes" and "No".
GRCFDEF_HELP	Char	323	577	Help text for the custom field.
GRCFDEF_LISTHEAD	Char	579	618	List heading for the custom field.

General Resource SIGVER data record (05F0)

The General Resource SIGVER Data record (05F0) defines the settings that control program signature verification. There is one record per general resource profile that contains a SIGVER segment.

Table 271. General Resource SIGVER Data Record

Field Name	Type	Position		Comments
		Start	End	
GRSIG_RECORD_TYPE	Int	1	4	Record type of the general resource SIGVER data record (05F0).
GRSIG_NAME	Char	6	251	General resource name as taken from the profile name.
GRSIG_CLASS_NAME	Char	253	260	Name of the class to which the general resource profile belongs.
GRSIG_SIGREQUIRED	Char	262	265	Signature required. Valid Values include "Yes" and "No".
GRSIG_FAILLOAD	Char	267	276	Condition for which load should fail. Valid values are NEVER, BADSIGONLY, and ANYBAD.
GRSIG_AUDIT	Char	278	287	Condition for which RACF should audit. Valid values are NONE, ALL, SUCCESS, BADSIGONLY, and ANYBAD.

General Resource ICSF record (05G0)

The General Resource ICSF record (05G0) defines the ICSF attributes associated with a general resource profile. There is one record per general resource/ICSF data combination.

Table 272. General Resource ICSF Record

Field Name	Type	Position		Comments
		Start	End	
GRCSF_RECORD_TYPE	Int	1	4	Record type of the general resource ICSF record (05G0).
GRCSF_NAME	Char	6	251	General resource name as taken from the profile name.
GRCSF_CLASS_NAME	Char	253	260	Name of the class to which the general resource profile belongs.
GRCSF_EXPORTABLE	Char	262	273	Is the symmetric key exportable? Valid values are: BYNONE, BYLIST, and BYANY.
GRCSF_USAGE	Char	275	529	Allowable uses of the asymmetric key. Valid values are: HANDSHAKE, NOHANDSHAKE, SECUREEXPORT, and NOSECUREEXPORT.
GRCSF_CPACF_WRAP	Char	531	533	Specifies whether the encrypted symmetric key is eligible to be rewrapped by CP Assist for Cryptographic Function (CPACF). Valid Values include "Yes" and "No".

General Resource ICSF key label record (05G1)

The General Resource ICSF key label record (05G1) defines the PKDS key labels associated with an ICSF general resource. There is one record per general resource/ICSF key label combination.

Table 273. General Resource ICSF key label Record

Field Name	Type	Position		Comments
		Start	End	
GRCSFK_RECORD_TYPE	Int	1	4	Record type of the general resource ICSF key label record (05G1).
GRCSFK_NAME	Char	6	251	General resource name as taken from the profile name.
GRCSFK_CLASS_NAME	Char	253	260	Name of the class to which the general resource profile belongs.
GRCSFK_LABEL	Char	262	325	ICSF key label of a public key that can be used to export this symmetric key.

General Resource ICSF certificate identifier record (05G2)

The General Resource ICSF certificate identifier record (05G2) defines the certificates associated with an ICSF general resource. There is one record per general resource/certificate combination.

Table 274. General Resource ICSF certificate identifier Record

Field Name	Type	Position		Comments
		Start	End	
GRCSFC_RECORD_TYPE	Int	1	4	Record type of the general resource ICSF certificate identifier record (05G2).
GRCSFC_NAME	Char	6	251	General resource name as taken from the profile name.
GRCSFC_CLASS_NAME	Char	253	260	Name of the class to which the general resource profile belongs.
GRCSFC_LABEL	Char	262	358	Certificate identifier of a public key that can be used to export this symmetric key.

General resource MFA definition record (05H0)

The General resource MFA definition record defines the basic information about a the MFA definition record.

Table 275. General resource MFA definition record

Field Name	Type	Position		Comments
		Start	End	
GRMFA_RECORD_TYPE	Int	1	4	Record type of the Multifactor definition data record (05H0)
GRMFA_NAME	Char	6	251	General resource name as taken from the profile name.
GRMFA_CLASS_NAME	Char	253	260	Name of the class to which the general resource profile belongs, namely MFADEF.
GRMFA_FACTOR_DATA_LEN	Int	262	266	Length of factor data.

General resource MFPOLICY definition record (05I0)

General resource MFPOLICY definition record (05I0)

Table 276. General resource MFAPOLICY definition record (05I0)

Field Name	Type	Position		Comments
		Start	End	
GRMFP_RECORD_TYPE	Int	1	4	Record type of the Multifactor Policy Definition data record (05I0).
GRMFP_NAME	Char	6	251	General resource name as taken from the profile name.
GRMFP_CLASS_NAME	Char	253	260	Name of the class to which the general resource profile belongs, namely MFADEF.
GRMFP_TOKEN_TIMEOUT	Int	262	271	MFA token timeout setting.
GRMFP_REUSE	Yes/No	273	275	MFA token reuse setting.

General resource MFA policy factors record (05I1)

The general resource MFA policy factors record (05I1)

Table 277. General resource MFA policy factors record (05I1)

Field Name	Type	Position		Comments
		Start	End	
GRMPF_RECORD_TYPE	Int	1	4	Record type of the user Multifactor authentication policy factors record (05I1).

Table 277. General resource MFA policy factors record (0511) (continued)

Field Name	Type	Position		Comments
		Start	End	
GRMPF_NAME	Char	6	251	General resource name as taken from the profile name.
GRMPF_CLASS_NAME	Char	253	260	Name of the class to which the general resource profile belongs, namely MFADEF.
GRMPF_POL_FACTOR	Char	262	281	Policy factor name.

General resource certificate information record (1560)

The general resource certificate information record (1560) defines additional information associated with the digital certificate.

Table 278. General resource certificate information record

Field Name	Type	Position		Comments
		Start	End	
CERTN_RECORD_TYPE	Int	1	4	Record type of the general resource certificate information record (1560).
CERTN_NAME	Char	6	251	General resource name as taken from the profile name.
CERTN_CLASS_NAME	Char	253	260	Name of the class to which the general resource profile belongs.
CERTN_ISSUER_DN	Char	262	1285	Issuers distinguished name.
CERTN_SUBJECT_DN	Char	1287	2310	Subjects distinguished name.
CERTN_SIG_ALG	Char	2312	2327	Certificate signature algorithm. Valid values are md2RSA, md5RSA, sha1RSA, sha1DSA, sha256RSA, sha224RSA, sha384RSA, sha512RSA, sha1ECDSA, sha256ECDSA, sha224ECDSA, sha384ECDSA, sha512ECDSA, and UNKNOWN.

Chapter 10. The RACF secured signon PassTicket

The RACF secured signon function provides an alternative to the RACF password, called a *PassTicket*. The RACF PassTicket is a *one-time-only* password that is generated by a requesting product or function. It is an alternative to the RACF password that removes the need to send RACF passwords across the network in clear text. It makes it possible to move the authentication of a mainframe application user ID from RACF to another authorized function executing on the host system or to the work station local area network (LAN) environment.

RACF provides support for the following PassTicket functions:

- Generating a PassTickets. For more information, see “Generating and evaluating a PassTicket.”
- Evaluating a PassTicket. For more information, see “Generating and evaluating a PassTicket.”
- Generating a session key. For more information, see “Generating a secured signon session key” on page 374.

Beginning with z/OS V1 R7, RACF audits PassTicket generation and evaluation. For more information, see *z/OS Security Server RACF Auditor's Guide*.

Generating and evaluating a PassTicket

A product or function that generates a PassTicket must use the RACF PassTicket generator algorithm. This algorithm requires specific information as input data and produces a PassTicket that substitutes for a specific end-user RACF password. RACF uses the PassTicket to authenticate the end-user for a specific application running on a specific system that uses RACF for identification and authentication.

There are four ways to generate and evaluate a PassTicket using the algorithm:

- If the function using the secured signon capabilities is running on a z/OS system, you can use the RACF secured signon service to generate the PassTicket. The algorithm is already incorporated into the service and allows RACF to generate a PassTicket on the host. An authorized program, such as one authorized by the authorized program facility (APF), can use the service to generate PassTickets. See “Using the service to generate a PassTicket” on page 366 for more information.
- For any function that generates a PassTicket, you can create a program that incorporates the algorithm. See “Incorporating the PassTicket generator algorithm into your program” on page 367 for more information.
- You can use the `r_ticketserv` and `r_gensec` callable services. This interface supports problem state callers, and both 31-bit and 64-bit callers. For more information about these callable services, see *z/OS Security Server RACF Callable Services*.
- Java™ code can use a Java interface that uses a Java Native Interface (JNI) and calls the `r_ticketserv` and `r_gensec` callable services. For information about this interface, see the JavaDoc shipped in the `IRRRacfDoc.jar` file, which is installed into the directory `/usr/include/java_classes`. Download the jar file to a workstation, un-jar it, and read it with a Web browser.

Using the service to generate a PassTicket

To allow RACF to authenticate a user with a PassTicket instead of a password, the non-RACF function performing the authentication calls the secured signon service to build a PassTicket.

The secured signon service:

- Is branch-entered by callers.
- Is *not* supported in cross-memory mode. Access register (AR) mode must use address space control (ASC).
- Is not supported in SRB mode.
- Requires that the caller be in key zero.

Before calling the secured signon service, the application must locate the address of the service. You can find this address from field RCVTPTGN in the RACF communications vector table (RCVT). The ICHPRCVT macro maps the RCVT and field CVTRAC points to it in the MVS communications vector table (CVT).

How the secured signon service works

The service:

- Uses standard linkage
- Uses the current system time, expressed in Greenwich Mean Time (GMT),¹ as input for the algorithm
- Returns the PassTicket in general purpose register 0 (the leftmost four characters) and general purpose register 1 (the rightmost four characters)
- Provides return codes
 - If a PassTicket is produced, register 15 contains a return code of 0
 - If a PassTicket is not produced, register 15 contains return code of 8

Notes:

1. Register 13 must point to a standard save area.
2. No additional recovery processing is provided by the secured signon service beyond what is already in effect within the invoking program.

Invoking the secured signon service

Following is an example of a generalized programming technique you can use with assembler language to invoke a service. It is not intended to be syntactically correct.

```
L 15,RCVTPTGN  
CALL (15),(userid,appname)
```

where:

userid

Is the RACF user ID of the user the PassTicket authenticates. This field is a maximum of 9 bytes. The first byte contains the length of the non-blank portion of the *userid* field that follows. Bytes 2 through 9 contain the user ID and must be in uppercase and left-justified in the field.

appname

Is the application name that the secured signon function uses to locate the secured signon key used in the PassTicket generator algorithm. (See *z/OS Security Server RACF Security Administrator's Guide* for information about

1. GMT is also referred to as coordinated universal time (UTC).

determining application names.) This field is a maximum of 9 bytes. The first byte is the length of the non-blank portion of the *appname* field that follows. Bytes 2 through 9 contain the application name and must be in uppercase and left-justified in the field.

When the secured signon service is invoked, only the *appname* (not the *userid* or *group*) is used to locate the secured signon key.

Incorporating the PassTicket generator algorithm into your program

To generate a PassTicket without using the RACF service, callable services, or Java interface, you need to incorporate the RACF PassTicket generator algorithm into your program.

The RACF PassTicket algorithm consists of two parts:

- The RACF PassTicket generator
- The RACF PassTicket time-coder

The time-coder is invoked from within the RACF PassTicket generator and returns its results to the generator.

The flowcharts in Figure 6 on page 368 and Figure 7 on page 369 and the descriptions that follow show how to implement the RACF PassTicket generator algorithm.

PassTicket

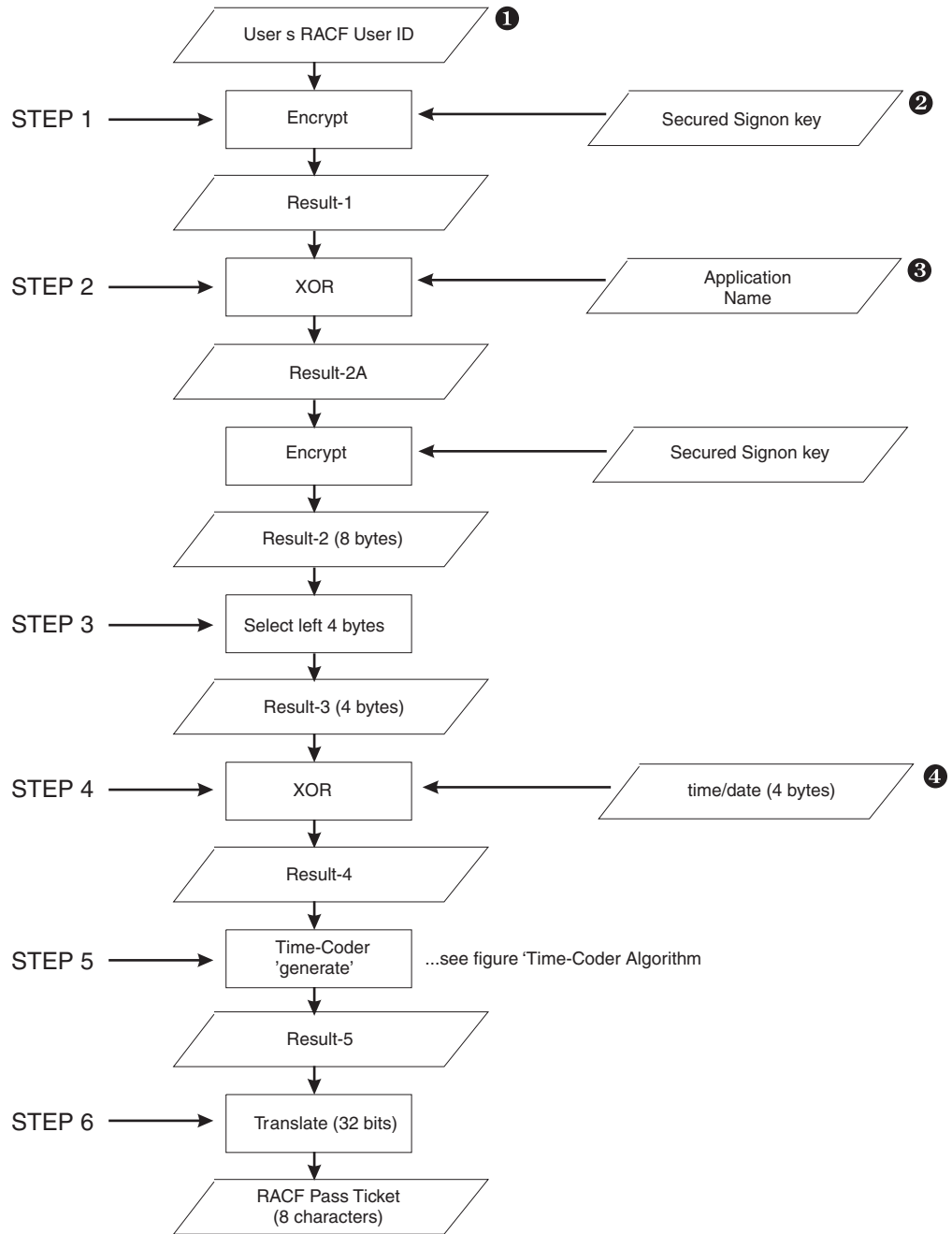


Figure 6. RACF PassTicket generator for secured signon

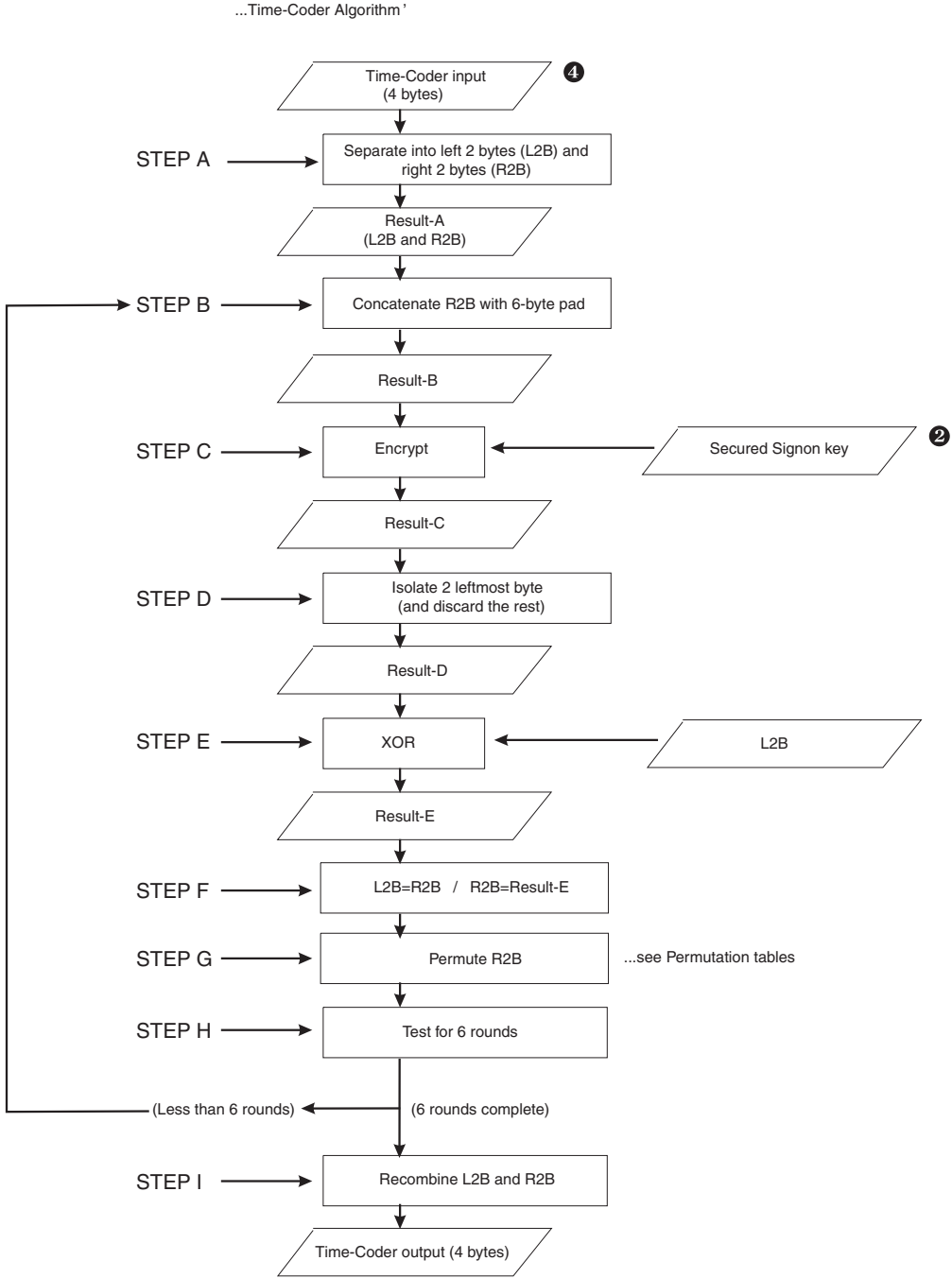


Figure 7. Algorithm for RACF PassTicket time-coder used for secured signon

Input data for the algorithm

To successfully use the PassTicket, the target application using RACF to identify and authenticate a user ID needs to have specific information for processing according to the algorithm. As shown in Figure 7, these are:

- A RACF host user ID
- The RACF secured signon application key
- The application name
- Time and date information

- 1 The RACF user ID:**
 - Identifies the user ID on the system on which the target application runs
 - Is represented in EBCDIC
 - Is left-justified and padded with blanks on the right to a length of 8 bytes
- 2 The RACF secured signon application key:**
 - Must match the key value used when defining the application to the PTKTDATA class to RACF
 - Contains only the characters 0 through 9 and A through F
- 3 The application name** as defined for a particular application. You can use it to associate a secured signon key with a particular host application. See *z/OS Security Server RACF Security Administrator's Guide* for information about determining application names.

The name:

 - Is represented in EBCDIC
 - Is left-justified and padded with blanks on the right to a length of 8 bytes
- 4 Time and date information** and input data from the application that is providing the logon function. This information:
 - Must be a 4-byte binary number
 - Shows how many seconds elapsed since January 1, 1970, at 0000 Greenwich Mean Time (GMT)

Several programming languages support a function for representing time in this way. In C language, for example, you can obtain the time in this way:

1. Declare the variable *ts* as **long**.
2. Invoke the function **time(&ts)**.

This produces the number of seconds that elapsed since January 1, 1970 at 0000 GMT, expressed as an unsigned long integer.

Notes:

1. It is likely that the computer that authenticates the PassTicket is not the computer that generated it. To provide for differences in their internal clocks, the algorithm allows the generated time to be 10 minutes on either side of the TOD clock of the computer that is evaluating the PassTicket.
2. For RACF to properly evaluate PassTickets, the TOD clock must be properly set to GMT rather than local time.

How the generator algorithm works

The RACF PassTicket generator algorithm uses the input information to create a PassTicket. By using cryptographic techniques, the algorithm ensures that each PassTicket is unpredictable.

The PassTicket is an 8-character alphanumeric string that can contain the characters A through Z and 0 through 9. The actual PassTicket depends on the input values.

The following steps describe this process (see Figure 6 on page 368 for a summary):

1. The RACF user ID **1** is encrypted using the RACF secured signon application key **2** as the encryption key to produce Result-1.

Note: All encryptions use the US National Institute of Standards and Technology Data Encryption Standard (DES) algorithm. Only the DES algorithm encoding is involved. You cannot perform general encryption and decryption of data with this implementation.

2. Result-1 from the first encryption is XORed² with the application name **3**. The application name must be 8 bytes of EBCDIC characters with trailing blanks. The result (Result-2A) is encrypted using the application key value **2** as the encryption key to produce Result-2.

Note: If you understand cryptographic techniques, you should recognize the flow (Steps 1 and 2) to be a common cryptographic architecture (CCA) standard message authentication code algorithm.

3. The left 4 bytes from Result-2 of the second encryption are selected as input to the next step. The rest are discarded.
4. The resulting 4 bytes (Result-3) are XORed with the time and date information **4**. The time and date is in the form of a 4-byte field that contains the number of seconds that elapsed since January 1, 1970 at 0000 GMT in the form of a binary integer. (See "Input data for the algorithm" on page 369 for a complete description.)
5. The result (Result-4) of that procedure is passed to the time-coder routine. Refer to the diagram in Figure 7 on page 369 and to "How the time-coder algorithm works" to understand that process.
6. The result (Result-5) of the time-coder routine is translated, using a translation table described in "The translation table" on page 373, to an 8-character string called the PassTicket. It is used in the user's host application signon request instead of the user's regular RACF password.

How the time-coder algorithm works

The RACF PassTicket time-coder algorithm uses the result of Step 4 of the generator algorithm. It creates the time-coder information and passes it back to step 6 of that algorithm.

The following steps, which make up Step 5 of the generator algorithm, shown in Figure 7 on page 369 describe this process:

Step A

Separate the 4-byte time-coder input (Result-4) into two portions, L2B (the left side), and R2B (the right side) to produce Result-A.

Step B

Concatenate R2B (the right 2 bytes from Result-A) with 6 bytes of padding bits to form Result-B. In the resulting 8-byte string, the 2 bytes of R2B occupy the leftmost 2 byte positions.

The padding bits consist of two separate 6 byte strings: PAD1 and PAD2. PAD1 is the left half and PAD2 is the right half of a 12 byte string consisting of the user ID (from Step 1 on page 370 in "How the generator algorithm works" on page 370) left justified and padded to the right with hexadecimal '55's. For example, if the user ID is "TOM", PAD1 is 'E3D6D4555555' and PAD2 is '555555555555'. If the user ID is "IBMUSER", PAD1 is 'C9C2D4E4D2C5' and PAD2 is 'D95555555555'. PAD1 is used for time coder loop rounds 1, 3, and 5. PAD2 is used for time coder loop rounds 2, 4, and 6.

2. XOR is a Boolean function that processes two-bit strings of the same length, producing a third string of the same length as the output. In the output string, a bit is ON if the corresponding bit is ON for one of the input bit strings, but not both.

Step C

Result-B is encrypted using the RACF secured signon application key **2** as the encryption key to produce Result-C.

Step D

The left 2 bytes from the Result-C are isolated and the rest of the value is discarded, producing Result-D.

Step E Result-D is XORed with L2B (from Result-A) to produce Result-E.

Step F The values of L2B and R2B are redefined:

1. L2B is set equal to R2B.
2. R2B is set equal to Result-E.

Step G

R2B is permuted ³ using the permutation tables in Figure 8 on page 373, where the table used reflects the number of the round. For example, for the first time through, R2B is permuted using table 1.

Step H

This step counts the number of time-coder rounds that have been completed. If the value is less than 6, the time-coder returns to Step b for another round. If 6 rounds have been completed, processing continues with the next step.

Step I L2B (left 2 bytes) and R2B (right 2 bytes) are recombined into a 32-bit string. This completes the time-coder processing and produces Result-5. This result is passed back to the generator algorithm as input to Step 6 on page 371 for translation.

The permutation tables

A permutation table exists for each round of permutations that occurs during the time-coder process.

The six permutation tables work in the following manner:

- The upper of the two rows of numbers (O=>) represents the output positions, from left to right, of the 16 bits being permuted.
- The lower of the two rows (I=>) represents the input-bit position.

For example, using Permutation Table 1:

- Output-bit position 1 consists of the bit (on or off) in input-bit position 10.
- Output-bit position 2 consists of the bit in input-bit position 2.

3. To permute is to transform or change the order of members of a group.

					Permutation Table 1																	
0=>	1	2	3	4	5	6	7	8	9	10	11	12	13	14	15	16						
I=>	10	2	12	4	14	6	16	8	9	1	11	3	13	5	15	7						
					Permutation Table 2																	
0=>	1	2	3	4	5	6	7	8	9	10	11	12	13	14	15	16						
I=>	1	10	3	12	13	16	7	15	9	2	11	4	5	14	8	6						
					Permutation Table 3																	
0=>	1	2	3	4	5	6	7	8	9	10	11	12	13	14	15	16						
I=>	3	10	1	12	13	16	9	15	7	2	14	4	5	11	8	6						
					Permutation Table 4																	
0=>	1	2	3	4	5	6	7	8	9	10	11	12	13	14	15	16						
I=>	10	4	12	2	14	8	16	6	9	1	13	3	11	5	15	7						
					Permutation Table 5																	
0=>	1	2	3	4	5	6	7	8	9	10	11	12	13	14	15	16						
I=>	4	10	12	1	8	16	14	5	9	2	13	3	11	7	15	6						
					Permutation Table 6																	
0=>	1	2	3	4	5	6	7	8	9	10	11	12	13	14	15	16						
I=>	1	16	15	14	13	12	11	10	9	8	7	6	5	4	3	2						

Figure 8. Permutation tables for RACF secured signon

The translation table

The translation table consists of 36 slots. The first 26 slots are occupied by the letters of the alphabet: A-Z. The last ten slots are occupied by the numerics: 0-9.

0	1	2	3	4	5	6	7	8	9	10	11	12	13	14	15	16	17	18	19	20	21	22	23	24	25
A	B	C	D	E	F	G	H	I	J	K	L	M	N	O	P	Q	R	S	T	U	V	W	X	Y	Z
26	27	28	29	30	31	32	33	34	35																
0	1	2	3	4	5	6	7	8	9																

Figure 9. Translation table for RACF secured signon

The translation process

The time-coder output produced by the process described in Figure 7 on page 369 is translated into 8 alphanumeric characters in the following manner:

1. Bits 31, 32, 1, 2, 3, and 4 are translated to PassTicket character position 1, which is the leftmost position in the 8-byte alphanumeric PassTicket field.
To produce this character:
 - The binary number, represented by the six bits, is divided by decimal 36.
 - The remainder is used as an index into the translation table.
 For example, a remainder of 0 translates to a PassTicket character of A and a remainder of 20 translates to a PassTicket character of U.
2. The process is repeated with the rest of the bit string:
 - Bits 3 through 8 are translated to PassTicket character position 2.
 - Bits 7 through 12 are translated to PassTicket character position 3.
 - Bits 11 through 16 are translated to PassTicket character position 4.
 - Bits 15 through 20 are translated to PassTicket character position 5.
 - Bits 19 through 24 are translated to PassTicket character position 6.
 - Bits 23 through 28 are translated to PassTicket character position 7.
 - Bits 27 through 32 are translated to PassTicket character position 8.

Example: In this example, the result of the time-coder step is X'07247F79'. Using that value, a PassTicket is generated as follows:

Byte	1	2	3	4

Hexadecimal value	07	24	7F	79

Binary	00000111	00100100	01111111	01111001

PassTicket

Bit Position	00000000	01111111	11122222	22223333
	12345678	90123456	78901234	56789012
PassTicket Character Position	Binary	Integer	Remainder	Translates to Character
1	010000	16	$x \ 1/36 \Rightarrow 16$	Q
2	000111	7	$x \ 1/36 \Rightarrow 7$	H
3	110010	50	$x \ 1/36 \Rightarrow 14$	O
4	100100	36	$x \ 1/36 \Rightarrow 0$	A
5	000111	7	$x \ 1/36 \Rightarrow 7$	H
6	111111	63	$x \ 1/36 \Rightarrow 27$	1
7	110111	55	$x \ 1/36 \Rightarrow 19$	T
8	111001	57	$x \ 1/36 \Rightarrow 21$	V

1. Bits 31, 32, 1, 2, 3, and 4 (6 bits total) are translated to produce the PassTicket character in position 1.
The six bits (binary '010000' or decimal 16) are divided by decimal 36.
2. The remainder (decimal 16) becomes the index into the translation table. The result is character 'Q'.
3. Repeat the process for the rest of the bits.
 - Bits 3 through 8 are translated to PassTicket character 'H'.
 - Bits 7 through 12 are translated to PassTicket character 'O'.
 - Bits 11 through 16 are translated to PassTicket character 'A'.
 - Bits 15 through 20 are translated to PassTicket character 'H'.
 - Bits 19 through 24 are translated to PassTicket character '1'.
 - Bits 23 through 28 are translated to PassTicket character 'T'.
 - Bits 27 through 32 are translated to PassTicket character 'V'.

The resulting PassTicket returned as output is QHOAH1TV.

Generating a secured signon session key

RACF can be invoked to generate a secured signon session key. A secured signon session key is a 64-bit value that can be used as a short-term session masking key for enhancing communication security between two network entities. The 64-bit value is a commercial data masking facility (CDMF) key which has an effective cryptographic strength of 40 bits. Because these keys are not highly secure, it is important that they be used only for communications of short duration.

Assume that a non-RACF z/OS application wants to communicate with a second party network entity. The application calls the secured signon session key generator service to create a secured signon session key based on a previously created PassTicket. The second party network entity uses the same algorithm and PassTicket to generate the same session key. The two network entities can now communicate securely without ever exchanging session keys.

Using the service to generate a secured signon session key

To allow RACF to create a secured signon session key, the non-RACF z/OS application calls the secured signon session key generator service.

The secured signon session key generator service:

- Is branch-entered by callers
- Is *not* supported in cross-memory mode

- Requires that the caller be in task mode, system key zero (0), and primary ASC mode

Before calling the secured signon session key generator service, the application must locate the address of the service. This address can be found in field RCVTSKGN in the RACF communications vector table, RCVT. The ICHPRCVT macro maps the RCVT and field CVTRAC points to it in the MVS communications vector table (CVT).

How the secured signon session key generator service works

The service:

- Uses standard linkage
- Uses the PassTicket as input for the algorithm
- Returns the session key in general purpose register 0 (4 bytes) and general purpose register 1 (4 bytes)
- Provides return codes

Notes:

1. The secured signon session key generator service uses either the current task level or address space level ACEE unless an ACEE address is passed on the input parameter list.

If an application is using a RACF PassTicket to authenticate users and wants to derive a session key for securing application-to-user communication, the application must establish a task level ACEE for its client or point to the client's ACEE. The following calls must be made **in this sequence**:

- a. A RACROUTE REQUEST=VERIFY,ENVIR=CREATE request to authenticate and create a task level ACEE for the application's client. (This request can be omitted if the client's ACEE was previously created by a RACROUTE REQUEST=VERIFY.)
 - b. Construct a secured signon session key generator parameter list and branch to the address pointed to by RCVTSKGN.
2. Register 13 points to a standard save area.
 3. No additional recovery processing is provided by the secured signon session key generator service beyond what is already in effect for the invoking program.

Invoking the secured signon session key generator service

Following is an example of a generalized programming technique you can use with assembler language to invoke this service. It is not intended to be syntactically correct.

```
LA 1,MY_APPL_PLIST
L 15,RCVTSKGN
CALL (15),(1)
```

Register 1 points to MY_APPL_PLIST which contains:

Displacement	Description
+0	A pointer to the RACF PassTicket used for user authentication
+4	A pointer to a one-byte length field followed by up to 8 characters which is the APPLID

Displacement	Description
+8	A pointer to the address of the user ID's ACEE that was created during PassTicket evaluation. If the address is zero, the task level ACEE (TCBSENV) is used if it exists. If not, the address space level ACEE (ASXBSENV) is used.

Return codes from the secured signon session key generator service

The secured signon session key generator service produces the following return codes in register 15:

Note: The values shown are in hexadecimal.

Return Code	Description
0	Successful completion. The resulting session key is contained in general purpose registers 0 and 1.
4	Incorrect PassTicket
8	No PTKTDATA profile found for the application
C	No task or address space ACEE found, and the ACEE pointer was not specified on the input parameter list.
10	Caller is not authorized
14	The RACF PTKTDATA class is not active
18	Error in the session key generator process

Incorporating the secured signon session key generator algorithm into your program

To generate a secured signon session key without using the secured signon session key generator service, you need to incorporate the secured signon session key generator algorithm into your program.

In order to ensure identical session key generation on both platforms, the following steps must be implemented by both the non-RACF application and the second party network entity.

The secured signon session key generator algorithm consists of two parts:

- Secured signon session key generation logic
- CDMF key-weakening logic

The flowcharts in Figure 10 on page 377 and Figure 11 on page 378 and the descriptions that follow show how to implement the secured signon session key generator algorithm.

Secured signon session key generation logic

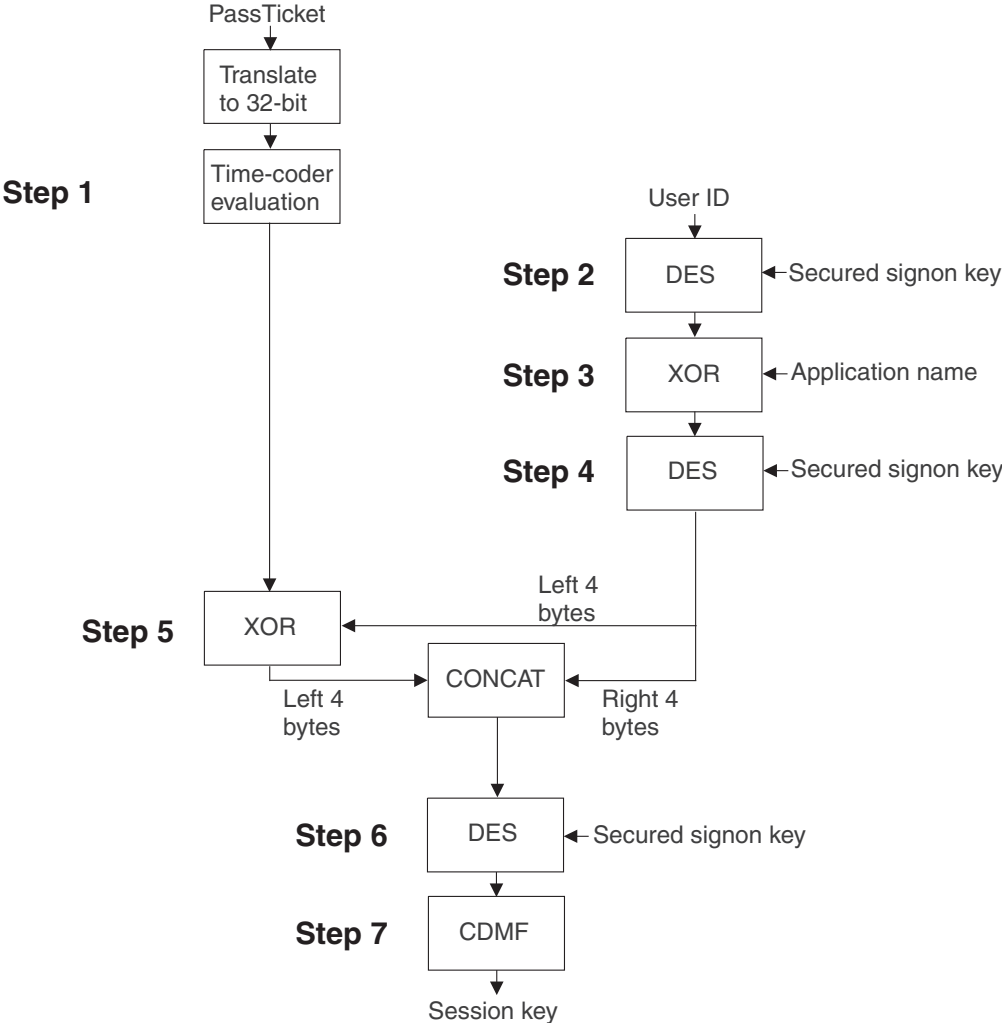


Figure 10. Secured signon session key generation logic

The secured signon session key generation logic is:

1. The PassTicket used to establish the session is time-coder evaluated to extract the time stamp.
This is the reverse process of steps 5 and 6 as described in “Incorporating the PassTicket generator algorithm into your program” on page 367. If the time stamp used to generate the PassTicket is already known, this step can be skipped.
2. The input user ID is DES-encrypted with the secured signon key shared with the second party network entity.
Note: Steps 2 through 4 of this secured signon session key generation logic are the same as steps 1 and 2 of “Incorporating the PassTicket generator algorithm into your program” on page 367.
3. The result of step 2 is XORed with the non-RACF application name.
4. The result of step 3 is again DES-encrypted with the secured signon key.

5. The left 4 bytes of the result of step 4 are XORed with the left 4 bytes of the time stamp (result of step 1) and then concatenated with the right 4 bytes of the result of step 4.
6. The result of step 5 is DES-encrypted with the secured signon key to produce a strong session key.
7. The result of step 6 is weakened using CDMF to produce the final secured signon session key.

CDMF key-weakening logic

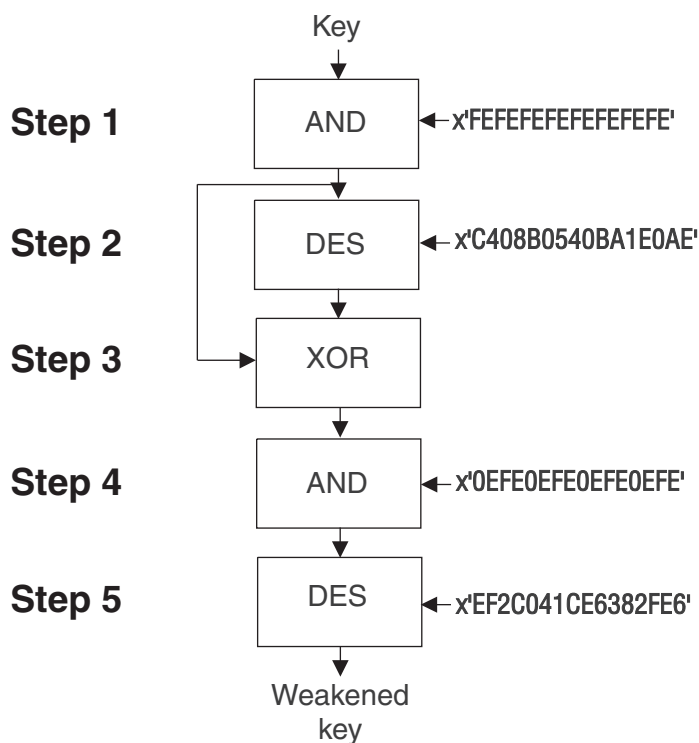


Figure 11. CDMF key-weakening logic

The CDMF key-weakening logic is:

1. The parity bits of the key are zeroed by ANDing it with the string X'FEFEFEFEFEFEFEFE'.
2. The result of step 1 is DES-encrypted with the key X'C408B0540BA1E0AE'.
3. The result of step 2 is XORed with the result of step 1.
4. The result of step 3 is ANDed with the string X'0EFE0EFE0EFE0EFE'.
5. The result of step 4 is DES-encrypted with the key X'EF2C041CE6382FE6' to produce the weakened key.

Chapter 11. The RACF environment service

RACF provides the environment service, IRRENS00, that is located through the RCVT. An RCVT flag, RCVTENVS, indicates that the service is present. When the flag is on, RCVTENVP contains the address of IRRENS00.

Note: This service is to be used only by z/OS UNIX System Services and is not intended for customer use. Information about this service is provided here to assist security vendors in understanding IRRENS00 operations.

Function

Keep-Controlled

Verifies that the environment is currently controlled, and if so sets flags indicating that it must remain controlled. It also saves a message supplied by the caller indicating the reason that the environment must remain controlled. It keeps separate flags for z/OS UNIX requests and RACF requests.

Mark-Uncontrolled

Determines whether the environment must remain controlled by inspecting the keep-controlled indicators and (if necessary) the PADS data set list from the ACEE and the CDEs for modules in the address space, and if not, marks it uncontrolled and also marks any existing TCBS and CDEs as uncontrolled. However, if a keep-controlled request is outstanding, mark-uncontrolled returns an error code and either issues (WTO) any saved messages from a previous keep-controlled request or generates messages to indicate why RACF needed the environment kept controlled. For a successful request, mark-uncontrolled also saves a caller-provided message indicating why the environment became uncontrolled, which it issues on subsequent keep-controlled requests if necessary.

Reset Keep-Controlled

Resets the keep-controlled indicators and removes any saved messages relating to previous keep-controlled requests. It is intended only for use by z/OS UNIX when z/OS UNIX determines that the environment no longer needs to be kept controlled.

Query Returns a reason code indicating the state of the environment.

Requirements

1. Authorization: Both supervisor state and key 0.
2. Dispatchable Unit Mode: Task.
3. Cross-Memory Mode: PASN=HASN=SASN.
4. AMODE: 31.
5. RMODE: Any.
6. ASC Mode: Primary.
7. Recovery Mode: Estae (caller cannot have an FRR).
8. Serialization: This service obtains Local lock and uses compare and swap for serialization.

9. Control Parameters: The parameter list and all parameters must be in the primary address space.

RACF authorization

None

Register usage

Registers on input:

- 1 Parameter list address
- 13 Save area address
- 14 Return address
- 15 Address of IRRENS00 from RCVTENVP

Registers on return:

- 0 Reason code
 - 1–12 Unknown
 - 13 Save area address
 - 14 Return address
 - 15 Return code
-

Format

```

*      .
*      .
*      .
      L      Rx,CVTPTR
      USING CVT,Rx
      L      Rx,CVTRAC
      USING RCVT,Rx
      TM      RCVTMFL1,RCVTENVS      Test for service availability
      BZ      not_available          bypass call if not available
      L      R15,RCVTENVP           Get service address
      LA      R1,parms              Get parameter list area
      L      R13,save_area          Must provide a save area
      BALR   R14,R15                Call the service
*      .or CALL (15),(work_area,function_code,function_flags,return_code,
*      .                                reason_code,message_block)
      DROP  Rx
      ...
parms DS      0F
      DC      A(work_area)
      DC      A(function_code)
      DC      A(function_flag)
      DC      A(return_code)
      DC      A(reason_code)
      DC      A(message_block)
      ...
work_area DS      0D,XL2048
function_code      DS      F
function_flags     DS      F
return_code        DS      F
reason_code        DS      F
message_block      DS      0F
message_text       DS      F'length',CL(length)'text'
*      .

```

Parameters

work_area

2048 bytes, doubleword aligned. Used as internal storage by IRRENS00.

function_code

Fullword; input:

X'00000000'

Keep-Controlled

X'00000001'

Mark-Uncontrolled

X'00000002'

Reset Keep-Controlled

X'00000003'

Mark file system

X'00000004'

Query

function_flag

Fullword; input:

For Mark-Uncontrolled:

X'00000000'

IRRENS00 should issue WTO on failure.

X'00000001'

IRRENS00 should not issue WTO.

X'80000000'

Request by z/OS UNIX for file system control.

For Keep-Controlled:

X'80000000'

Request by z/OS UNIX.

X'40000000'

Request by RACF.

Note:

One, and only one, of the above flags must be on.

X'00000000'

IRRENS00 should issue WTO on failure.

X'00000001'

IRRENS00 should not issue WTO.

X'00000002'

Only z/OS UNIX mark-uncontrolled should be checked before marking keep-controlled.

X'00000004'

Indicates that RACF should determine whether ENHANCED program security is in effect for this job, and if so RACF should determine whether the execution environment was established by a MAIN program or not. If not, RACF either fails the request or sets a warning with return and reason codes. Additionally, RACF should issue appropriate messages, including those saved from a prior call to IRRENS00.

For Reset Keep-Controlled:

X'80000000'

Reset the z/OS UNIX keep-controlled flag and clear the related saved message.

X'40000000'

Reset the RACF keep-controlled flag and clear the related saved message.

X'20000000'

Clear any message saved for a previous mark-uncontrolled function, and reset the z/OS UNIX mark-uncontrolled flag.

Note: At least one of the above flags must be on.

For Mark file system:

X'80000000'

Indicates a call from z/OS UNIX System Services.

Note: The above flag must be on.

For Query:

X'00000000'

Both RACF state and z/OS UNIX state are checked.

X'00000002'

Only z/OS UNIX state is checked; RACF state is not checked.

return_code

Fullword; output. See **Note** below.

reason_code

Fullword; output. See **Note** below.

message_block

Fullword length of text, followed by the text input, or zero for reset keep-controlled and query.

Note: The fullword must be nonzero and message text must be provided for the keep-controlled and mark-uncontrolled functions. The maximum message text length allowed is 250. The fullword must be 0 for the reset keep-controlled and query functions.

For keep-controlled and mark-uncontrolled, the caller uses this parameter to provide a message indicating the reason for the request. The first character of the message must not be a blank. The message must begin with a message ID (such as BPXmmI or ICHmmI), followed by a blank. When the message is displayed, a maximum of 71 characters appear on each line of the display. If a blank does not appear in column 71 or column 72, the message text is split to a new line at the preceding blank. The caller providing the message must document it. Message text must be uppercase, must contain only alphanumeric and national characters, and should be NLS-compliant.

A copy of the message provided by the caller is saved and IRRENS00 issues this message, among others, during failing keep-controlled requests or failing mark-uncontrolled requests. The messages are issued with descriptor code 6 and routing codes 9 and 11, directing them to the security console and the programmer.

The caller is not responsible for deleting the saved copy of the messages. Saved messages are cleared and their storage released by the Reset Keep-Controlled function when the corresponding keep-controlled indicator is reset. IRRENS00 is responsible for ensuring that the storage used to contain the saved messages is released appropriately when no longer needed.

Return and reason codes

IRRENS00 returns the following return and reason codes:

Return code**Meaning**

0 Function successful

Reason code

0

4 If Query, the environment is dirty.

8 If Query, the environment is clean but can be made dirty without error.

C If Query, the environment must stay clean.

20 Indicates that a caller requested a MAIN check through function flag X'00000004', that enhanced program security is in effect in warning mode for the current job, and the current execution environment was not established by a MAIN program.

4 Function not processed; parameter error

Reason code**Meaning**

4 Incorrect function code

8 Incorrect function flags for specified function code

C Incorrect message block for specified function code

8 Function failed

Reason code**Meaning**

4 Cannot mark keep-controlled for z/OS UNIX; already uncontrolled

8 Cannot mark keep-controlled for RACF; already uncontrolled

C Cannot mark uncontrolled; marked keep-controlled for z/OS UNIX

10 Cannot mark uncontrolled; marked keep-controlled for RACF

20 Indicates that a caller requested a MAIN check through function flag X'00000004', that enhanced program security is in effect in failure mode for the current job, and the current execution environment was not established by a MAIN program.

Note: Keep-controlled can only fail due to the environment already being marked uncontrolled. Likewise, mark-uncontrolled can only fail because of a previous keep-controlled request. For a mark-uncontrolled request, the z/OS UNIX keep-controlled request is checked first, and if on, return code 8 and reason code C are returned, without additional checking for RACF keep-controlled.

C Internal error

Reason code

0

Usage notes

1. Callers (including z/OS UNIX) can use the IRRENS00 service after checking that RCVTENVS='1'B. The address for IRRENS00 is obtained from RCVTENVP.
2. To ensure that a message is saved, the mark-uncontrolled function of IRRENS00 should be used rather than setting TCBNCTL directly.
3. Only IRRENS00 sets, checks, or resets the keep-controlled indicators. Resetting can occur when the reset function is requested, or at other times if IRRENS00 determines that the environment no longer needs to be kept controlled. For

IRRENS00

example, during a mark-uncontrolled request IRRENS00 might find RACF's keep-controlled indicator set, but find no open program-accessed data sets and no execute-controlled modules present. In this case, it turns off RACF's keep-controlled indicator, and if the z/OS UNIX indicator is off, it honors the request.

4. The z/OS UNIX mark-uncontrolled indicator is kept internally by the security product, and is set in addition to TCBNCTL. Defining BPX.DAEMON.HFCTL in the FACILITY class requests that z/OS UNIX enforce file system control only. This option is appropriate when the loading of uncontrolled files must be restricted to protect against changes made by superusers, but the loading of uncontrolled programs from MVS libraries does not introduce any security concerns.

With file system control in effect, z/OS UNIX passes the z/OS UNIX mark-uncontrolled indicator to IRRENS00 when an uncontrolled file is loaded from the file system. The message passed with the first z/OS UNIX mark-uncontrolled request is always saved.

With file system control in effect, z/OS UNIX passes the check z/OS UNIX mark-uncontrolled indicator to IRRENS00 on a keep-controlled request indicating that the request to keep-controlled should only fail if z/OS UNIX marked the environment uncontrolled.

The z/OS UNIX mark-uncontrolled indicator is reset when the messages saved for previous mark-uncontrolled requests are cleared by the reset function.

Related services

None

Chapter 12. SAF user mapping plug-in interface

SAF defines a service that z/OS applications can use to retrieve the SAF user ID corresponding to a specified user credential from another registry. A default implementation or installation-provided "plug-in" routines to this service provide the credential mapping logic, which can be unique to specific applications or security products.

The SAF user mapping plug-in interface is a C or C++ programming interface that consists of function prototypes and a default implementation that can be replaced by customers or vendors. This plug-in interface enables the user ID mapping capabilities by providing the following functions:

- safMappingInit()
- safMappingLookup()
- safMappingTerm()

Installation considerations for the SAF user mapping service

The SAF user mapping plug-in interface is used by C and C++ applications. Developers of applications that use or implement the plug-in interface should use the SIEAHADR(IRRSPIM) or /usr/include/irrspim.h header file to define the plug-in interface. The following table lists the shipped parts of the SAF user mapping plug-in implementation.

Table 279. SAF user mapping plug-in dlls, header files, and side deck

Data set member	HFS (hierarchical file system)	Description
SIEALNKE(IRRSPIM)		SAF user mapping interface module
SIEALNKE(IRRSPIME)		Default plug-in module
SIEAHDR(IRRSPIM)	/usr/include/irrspim.h	Header file that defines the SAF user mapping interface
SIEASID(IRRSPIM)	/usr/lib/irrspim.x	Definition side file for the SAF user mapping interface

The DLLs, IRRSPIM and IRRSPIME in SIEALNKE need to be program-controlled. See *z/OS Security Server RACF Security Administrator's Guide* for details on how to set up program control.

The default implementation of the plug-in interface uses the mappings that are stored in an EIM (Enterprise Identity Mapping) domain. The implementation requires access to eim.dll and ldap.dll, which are linked to /usr/lib. See *z/OS Integrated Security Services EIM Guide and Reference* for more information.

Writing an application that uses the SAF user mapping plug-in interface

A C/C++ application calls the SAF user mapping plug-in interface to retrieve the local z/OS identity for a user who was authenticated on a different platform. The interface consists of three services that perform the following functions:

SAF plug-in

- Initialize the connection with the plug-in implementation. This function is invoked once.
- Search in a repository of user ID mappings for a mapping between the source user credential and the local SAF user credentials. This function is invoked as many times as needed.
- Close the connection with the plug-in implementation. This function is invoked once.

The following diagram illustrates the interactions between a C/C++ application, the DLL (dynamic link library) of the SAF user mapping interface, and the default plug-in implementation.

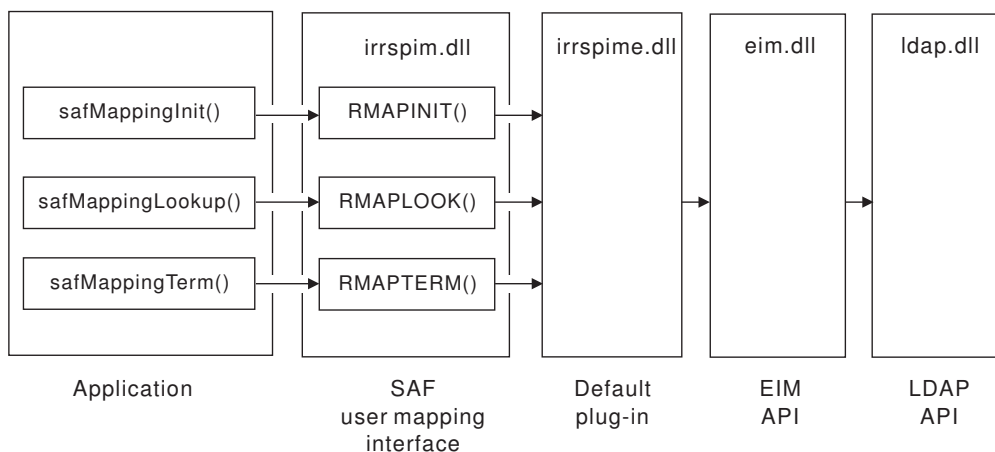


Figure 12. SAF user mapping using EIM

The following example is a fragment of a C application using the plug-in implementation.

```
#pragma runopts(POSIX(ON))
#include <stdio.h>
#include <irrspim.h>

void printmErr(SafmapErr *);

int main()
{
    int mRc = 0;

    char      * aData  = NULL;
    char      * dllName = NULL;
    int       i       = 0;
    SafmapHandle * mh   = NULL;
    SafmapErr  * mErr  = NULL;
    SafmapErr  mErrData;
    SafmapHandle mHandle;
    SafmapResult * mResult = NULL;
    char      mResultData[sizeof(SafmapResult) + 8 + 1];
    SafmapCreds * sUser  = NULL;
    SafmapCreds sUserData;

    /*-- Initialize the plug-in -----*/
    bzero((char *) &mHandle, sizeof(SafmapHandle));
    mh      = &mHandle
    dllName = SAFMAP_DEFAULT_PLUGIN;
    bzero((char *) &mErrData, sizeof(mErrData));
    mErr    = &mErrData
```



```

mRc = safMappingInit (mh, dllName, mErr);

if (mRc > 0) {
    fprintf(stderr, "safMappingInit() failed. rc =%i\n", mRc);
    printmErr(mErr);
    return (-1);
}

/*-- Lookup a user mapping -----*/
bzero((char *) &sUserData, sizeof(SafmapCreds));
sUser
    = &sUserData
sUser->credsType
    = SAFMAP_REGISTRY_USER;
sUser->credsCCSID
    = SAFMAP_DEFAULT_CCSID;
sUser->credsData.RegistryUser.registry = "My Kerberos Realm";
sUser->credsData.RegistryUser.user    = "kuser";

aData = NULL;

bzero((char *) &mResultData, sizeof(mResultData));
mResult
    = (SafmapResult *) &mResultData
mResult->bytesAvailable
    =
    sizeof(mResultData) - sizeof(SafmapResult) + 1;
mResult->resultCreds.credsType = SAFMAP_USER_ONLY;

bzero((char *) &mErrData, sizeof(mErrData));

mRc = safMappingLookup(mh, sUser, aData, mResult, mErr);

switch (mRc) {
    case 0:
        fprintf(stderr, "safMappingLookup() returned userid %s.\n",
            mResult->resultCreds.credsData.UserOnly.user);
        break;
    case SAFMAP_WARNING:
        fprintf(stderr, "safMappingLookup() returned a warning.\n");
        break;
    case SAFMAP_ERROR:
        fprintf(stderr, "safMappingLookup() returned an error.\n");
        break;
    case SAFMAP_SEVERE:
        fprintf(stderr, "safMappingLookup() returned a severe error.\n");
        break;
}
printmErr(mErr);
if (mRc > 0)
    return (-1);

/*-- Close the connection with the plug-in -----*/
bzero((char *) &mErrData, sizeof(mErrData));

mRc = safMappingTerm(mh, mErr);

if (mRc > 0) {
    fprintf(stderr, "safMappingTerm() failed. rc = %i\n", mRc);
    printmErr(mErr);
    return (-1);
}
}

void printmErr( SafmapErr * mErr)
{
    fprintf(stderr, "mErr->mpiReturnCode %i\n", mErr->mpiReturnCode);
    fprintf(stderr, "mErr->mpiReasonCode %i\n", mErr->mpiReasonCode);
    fprintf(stderr, "mErr->mpiVersion %s\n", mErr->mpiVersion);
}

```

SAF plug-in

```
fprintf(stderr, "mErr->mpiInfo      %s\n", mErr->mpiInfo);  
fprintf(stderr, "mErr->message     %s\n", mErr->message);  
return;  
}
```

The application can be compiled from JCL or the z/OS UNIX System Services. The default plug-in implementation requires the execution environment to be running with POSIX(ON).

If the application that is calling the plug-in interface is in the z/OS UNIX shell, and POSIX is already set to ON, nothing needs to be done.

If the application is running from a batch job or TSO, POSIX must be explicitly turned on. There are a number of methods available. The sample code shows the use of the #pragma runopts. Another option is to specify the runtime option as an LE (Language Environment[®]) parameter on the exec statement. For detailed information about how to use the LE parameters, see *z/OS Language Environment Programming Guide*.

Preparing to run an application with the SAF user mapping plug-in implementation

Before the application can run using the default SAF user mapping plug-in implementation, EIM and RACF must be set up with the information used by that plug-in.

Note: Other SAF user mapping plug-in implementations might require a different setup. See “Writing your own SAF user mapping plug-in implementation” on page 389 for the details.

To set up EIM, perform the following steps.

1. Define and initialize the EIM domain with the user ID mappings or policies.
2. Define the RACF profiles containing the name of the LDAP server hosting the EIM domain, the name of the EIM domain, and the LDAP BINDDN and BINDPW that the plug-in implementation uses.
3. Define the IRR.PROXY.DEFAULTS profile in the FACILITY class, activate the class if needed and RACLIST the FACILITY class profile. This profile should contain the name given to the local z/OS registry in the EIM domain.

For details on how to perform these steps, see *z/OS Integrated Security Services EIM Guide and Reference* for information about the software requirements and setup instructions.

If the C/C++ application is unauthorized (that is, problem program state and problem program key), the caller of the default SAF user mapping plug-in implementation needs to have access to either of the following RACF resources in the FACILITY class.

- The user ID associated with the address space must have READ access to the BPX.SERVER resource in the FACILITY class.
- The current user ID must have READ access to the IRR.RDCEKEY and IRR.RGETINFO.EIM resources in the FACILITY class.

In addition, all unauthorized applications that use the default SAF user mapping plug-in implementation must run in a clean address space. Minimally, the

unauthorized application must be program-controlled. See *z/OS Security Server RACF Security Administrator's Guide* for details on how to set up program control for the application.

Logging of the EIM lookup operations can also be performed by defining RACF profiles. See *z/OS Integrated Security Services EIM Guide and Reference* for the setup instructions.

Writing your own SAF user mapping plug-in implementation

The SAF user mapping interface accepts plug-in implementations other than the default one provided with z/OS.

The following code can be used as the starting point for an implementation.

```

/*--- Define the DLL's interface ----- */
#pragma export(RMAPINIT)
#pragma export(RMAPLOOK)
#pragma export(RMAPTERM)

/*--- Includes ----- */
#include <irrspim.h>

/*--- Constants ----- */
#define RMAPINIT_MSG "rmapinit called."
#define RMAPLOOK_MSG "rmaplook called."
#define RMAPTERM_MSG "rmapterm called."

/*--- RMAPINIT function ----- */

int RMAPINIT(
    SafmapHandle * mh,
    char * dllName, /* Ignored */
    SafmapErr * mErr)
{
    /* - Validate parameters. */
    /* o There will always be SafmapHandle and SafmapErr */
    /* parameters. */
    /* o The dllName is provided for information purposes only. */
    /* It may be NULL. */
    /* - Update the mapping handle with plug-in specific data if */
    /* needed. The data can be anchored off the mapping handle. */
    /* mpiData field in the SafmapHandle is provided for that */
    /* purpose. */
    /* - Perform any initialization required by the plug-in */
    /* implementation. */
    /* - Update the mapping error structure with the following: */
    /* o mErr->mpiReasonCode: A value with meaning specific to the */
    /* plug-in implementation. */
    /* RECOMMENDED. */
    /* o mErr->mpiVersion : A string that indicates the release of */
    /* of the plug-in implementation. */
    /* STRONGLY RECOMMENDED. */
    /* o mErr->mpiInfo : A string that contains any other */
    /* information that might assist */
    /* callers in identifying configuration */
    /* problems. */
    /* OPTIONAL. */
    /* o mErr->message : A string that describes the results */
    /* returned or error encountered. */
    /* STRONGLY RECOMMENDED. */
    /* - Return one of the SAF user mapping plug-in reason codes */
    /* as the function return value. */
}

```

SAF plug-in

```
/* Note: Be sure to release any resources when the return value */
/* is SAFMAP_ERROR or SAFMAP_SEVERE. SAFMAP_ERROR should be */
/* used when re-initializing the connection will mostly likely */
/* correct the problem. SAFMAP_SEVERE should be used when */
/* additional work is required by administrators or system */
/* programmers. */

return (SAF-user-mapping-plugin-reason-code);
}

/*--- RMAPLOOK function ----- */
int RMAPLOOK(
    SafmapHandle * mh,
    SafmapCreds * sUser, /* Source user */
    char * aInfo, /* Application info */
    SafmapResult * mResult, /* Mapped result */
    SafmapErr * mErr)
{
    /* - Validate parameters. */
    /* o There will always be SafmapHandle, SafmapCreds, */
    /* SafmapResult, and SafmapErr parameters. */
    /* o The application info parameter can be used to resolve */
    /* any lookups that would otherwise find multiple z/OS user ids. */
    /* This parameter may be NULL. */
    /* o Make sure the credential types are supported. */
    /* o Make sure the sUser->credentialCCSID is supported. */
    /* - Update the mapping handle with plug-in specific data if */
    /* needed. */
    /* - Perform the lookup. */
    /* - Update the mapping error structure with the following: */
    /* o mErr->mpiReasonCode: A value with meaning specific to the */
    /* plug-in implementation. */
    /* RECOMMENDED. */
    /* o mErr->mpiVersion : A string that indicates the release of */
    /* the plug-in implementation. */
    /* STRONGLY RECOMMENDED. */
    /* o mErr->mpiInfo : A string that contains any other */
    /* information that might assist */
    /* callers in identifying configuration */
    /* problems. */
    /* OPTIONAL. */
    /* o mErr->message : A string that describes the results */
    /* returned or error encountered. */
    /* STRONGLY RECOMMENDED. */
    /* - Return one of the SAF user mapping plug-in reason codes */
    /* as the function return value. */
    /* Note: Be sure to release any resources when the return value */
    /* is SAFMAP_ERROR or SAFMAP_SEVERE. SAFMAP_ERROR should be */
    /* used when re-initializing the connection will mostly likely */
    /* correct the problem. SAFMAP_SEVERE should be used when */
    /* additional work is required by administrators or system */
    /* programmers. */

    return (SAF-user-mapping-plugin-reason-code);
}

/*--- RMAPTERM function ----- */
int RMAPTERM(
    SafmapHandle * mh,
    SafmapErr * mErr)
{
    /* - Validate parameters. */
    /* o There will always be SafmapHandle and SafmapErr parameters. */
    /* - Release storage and connections as needed. */
    /* - Update the mapping error structure with the following: */
}
```

```

/*  o mErr->mpiReasonCode: A value with meaning specific to the */
/*                               plug-in implementation.          */
/*                               RECOMMENDED.                    */
/*  o mErr->mpiVersion   : A string that indicates the release of */
/*                               of the plug-in implementation.    */
/*                               STRONGLY RECOMMENDED.           */
/*  o mErr->mpiInfo      : A string that contains any other      */
/*                               information that might assist    */
/*                               callers in identifying configuration */
/*                               problems.                        */
/*                               OPTIONAL.                        */
/*  o mErr->message      : A string that describes the results   */
/*                               returned or error encountered.  */
/*                               STRONGLY RECOMMENDED.           */
/* - Return one of the SAF user mapping plug-in reason codes    */
/* as the function return value.                                 */
/* Note: Be sure to release any resources when the return value */
/* is SAFMAP_ERROR or SAFMAP_SEVERE.                            */

return (SAF-user-mapping-plug-in-reason-code);
}

```

The functions RMAPINIT, RMAPLOOK, and RMAPTERM in the plug-in implementation correspond to the safMappingInit(), safMappingLook(), and safMappingTerm() functions. The parameter lists are the same and contain the same values.

SAF user mapping plug-in initialization function – safMappingInit()

Function

This function is used to initialize the SAF user mapping plug-in implementation.

Format

```

#include <irrspim.h>

int safMappingInit(
    SafmapHandle * mh,
    char         * dllName,
    SafmapErr    * mErr);

```

Requirements

1. Language: C or C++.
2. Authorization: Problem program or supervisor state, any key.
3. Dispatchable unit mode: Task.
4. Cross-memory mode: PASN=HASN.
5. AMODE: 31 bit.
6. RMODE: Any.
7. ASC Mode: Primary.
8. Serialization: Enabled for interrupts.
9. Locks: No locks held.
10. Control parameters: All storage must be in the primary address space.

RACF authorization

The safMappingInit() function does not require any special authorization. However, the default EIM plug-in implementation, which can be invoked by this function, does require the following authorization for the calling application:

- The calling application is running in system key or supervisor state, or
- The following conditions are met.
 - The calling application is program-controlled and the address space is clean.
 - The FACILITY class is active and RACLISTed.
 - The RACF user ID of the caller's address space has READ authority to the BPX.SERVER profile in the FACILITY class, or the current RACF user ID has READ authority to the IRR.RDCEKEY and IRR.RGETINFO.EIM profiles in the FACILITY class.

Note: Other SAF user mapping plug-in implementations might have different authorization requirements.

Usage notes

The safMappingInit() parameters behave as follows:

Table 280. The parameters of the safMappingInit() function

Parameter	Input/output	Description
<i>mh</i>	Input/output	(Required) A pointer to a SafmapHandle structure. The mh handle is used by the plug-in interface and plug-in implementations to anchor data that must persist across the calls to the plug-in interface.
<i>dllName</i>	Input	(Optional) A pointer to a character string. The dllName parameter identifies the dynamic link library that implements the plug-in interface. The dllName parameter can be NULL or a character string. When it is NULL, the system plug-in, irrspime, is used. The dll name can be any name acceptable to the dlopen() service. See <i>z/OS XL C/C++ Runtime Library Reference</i> for details about the dlopen() service. The character string is encoded in the IBM-1047 CCSID (coded character set identifier).

Table 280. The parameters of the `safMappingInit()` function (continued)

Parameter	Input/output	Description
<code>mErr</code>	Input/output	<p>(Required) A pointer to a <code>SafmapErr</code> structure.</p> <p>The <code>mErr</code> structure contains more detailed information about the success or failure of the request to the plug-in interface.</p> <p>The <code>mErr</code> structure contains a return code, a reason code provided by the plug-in implementation, and an error string that gives more information about the results of the request. The maximum length of the error string is 256 bytes. The error string is NULL terminated.</p> <p>The <code>mErr</code> structure might also contain information about the version of the plug-in implementation and the plug-in implementation specific data such as the configuration settings.</p> <p>Any strings in the <code>mErr</code> structure are encoded in IBM-1047 CCSID.</p>

The default plug-in implementation of the SAF user mapping interface uses the Enterprise Identity Mapping (EIM) services. EIM obtains its configuration information from RACF profiles. The name of the LDAP host name, the bind distinguished name (`binddn`), bind password (`bindpw`), and the EIM domain name can be stored in the following locations.

- An LDAPBIND class profile associated with the caller's user profile
- The IRR.EIM.DEFAULTS profile in the LDAPBIND class
- The IRR.PROXY.DEFAULTS profile in the FACILITY class

The name given to the local SAF registry in EIM is stored in the IRR.PROXY.DEFAULTS profile. See *z/OS Integrated Security Services EIM Guide and Reference* for guidance on how to set up these profiles.

Function return values

The `safMappingInit()` function returns a number of pieces of information to help you with problem determination. The SAF return value, the plug-in return code (`mErr->mpiReturnCode`), the plug-in reason code (`mErr->mpiReasonCode`), and an error string (`mErr->message`) are returned by the plug-in interface or the plug-in implementation. In addition, the version of the plug-in interface (`mErr->mpiVersion`) and any plug-in implementation specific data (`mErr->mpiInfo`) can be found in the `SafmapErr` structure.

Special processing occurs for parameter errors (`mErr->mpiReturnCode == SAFMAP_ERROR_PARMERR`) and unsupported credential types (`mErr->mpiReturnCode == SAFMAP_ERROR_NOTSUP`). The plug-in reason code (`mErr->mpiReasonCode`) contains a number identifying which parameter in the parameter list is in error.

The cleanup of the connection with the plug-in implementation occurs when the SAF return value is `SAFMAP_WARNING`, `SAFMAP_ERROR` or `SAFMAP_SEVERE`.

SAF plug-in

The SAF return values and the plug-in return codes (mErr->mpiReturnCode) are listed in the following table. These SAF return values and plug-in return codes are standard across the plug-in implementations. The plug-in reason code (mErr->mpiReasonCode) is unique to the plug-in implementation, except as previously noted.

Table 281. The SAF return values and the plug-in reason codes for the safMappingInit() function

SAF return value	Plug-in return code (mErr->mpiReturnCode)	Explanation
0	0	Success
SAFMAP_WARNING (4)	SAFMAP_ERROR_NOTSUP (24)	One of the parameters contains a value that is not supported. Check mErr->mpiReasonCode to identify the parameter that contains the unsupported value.
SAFMAP_SEVERE (12)	SAFMAP_ERROR_INTERFACE(16)	The plug-in interface detected a problem internal to the irrspim dll.
SAFMAP_SEVERE (12)	SAFMAP_ERROR_PARMERR (28)	The parameter list for the plug-in contains an error. Check mErr->mpiReasonCode to identify the parameter that is in error.
SAFMAP_SEVERE (12)	SAFMAP_ERROR_PLUGIN (32)	An error internal to the plug-in implementation occurred.
SAFMAP_SEVERE (12)	SAFMAP_ERROR_SETUP (36)	The plug-in detected a problem in how the plug-in implementation is configured.

SAF user mapping plug-in lookup function – safMappingLookup()

Function

This function returns SAF user credentials when it can find a mapping from the source user credentials to a SAF user. The source user information and the returned user information can be a user ID, a user ID and password, or some other forms of user credentials. The plug-in implementation might be able to process all types of credentials or just a subset. The default plug-in implementation accepts a source user ID and returns a SAF user ID.

The first call to safMappingLookup() must be preceded by a call to safMappingInit().

Format

```
#include <irrspim.h>

int safMappingLookup(
    SafmapHandle * mh,
    SafmapCreds * sUser,
    char * aData,
    SafmapResult * mResult,
    SafmapErr * mErr
);
```

Requirements

1. Language: C or C++.
2. Authorization: Problem program or supervisor state, any key.

3. Dispatchable unit mode: Task.
4. Cross-memory mode: PASN=HASN.
5. AMODE: 31 bit.
6. RMODE: Any.
7. ASC Mode: Primary.
8. Serialization: Enabled for interrupts.
9. Locks: No locks held.
10. Control parameters: All storage must be in the primary address space.

RACF authorization

The calling application does not require special authorization before calling `safMappingLookup()` when you use the default SAF user mapping plug-in implementation. However, the calling application requires authorization to create a mapping handle. See “SAF user mapping plug-in initialization function – `safMappingInit()`” on page 391 for more information.

Note: Other SAF user mapping plug-in implementations might have different authorization requirements.

Usage notes

The `safMappingLookup()` parameters behave as follows:

Table 282. The parameters of the `safMappingLookup()` function

Parameter	Input/output	Description
<i>mh</i>	Input/output	(Required) A pointer to a <code>SafmapHandle</code> structure. The <code>mh</code> handle is used by the plug-in interface and implementations to anchor data that must persist across the calls to the plug-in interface.
<i>sUser</i>	Input	(Required) A pointer to a <code>SafmapCreds</code> structure. <code>sUser</code> contains the credentials for the known or source user. The credentials are assumed to be NULL terminated. A number of credential types can be used with the plug-in, however, not all plug-in implementations support all possible types. Documentation for the plug-in implementations describes the types that are recognized by the implementation. The default plug-in implementation recognizes credentials that are made up of an EIM registry name and a user name (credential type <code>SAFMAP_REGISTRY_USER</code>). The default plug-in implementation accepts character strings encoded in the IBM-1047 CCSID. Other plug-in implementations might support additional CCSIDs.

SAF plug-in

Table 282. The parameters of the *safMappingLookup()* function (continued)

Parameter	Input/output	Description
<i>aData</i>	Input	<p>(Optional) A NULL terminated character string.</p> <p>The <i>aData</i> parameter contains additional information that a plug-in implementation can use to refine the selection of the SAF user credentials. This information is useful when there are multiple mappings from one set of source user credentials to several SAF user credentials. This pointer can be NULL. There are no default values.</p> <p>The default SAF user mapping plug-in implementation can use this value. However, plug-in implementations are not required to support it. See <i>z/OS Integrated Security Services EIM Guide and Reference</i> for information about how this string can be used with the <i>eimGetTargetFromSource()</i> API.</p> <p>The default plug-in implementation accepts character strings encoded in the IBM-1047 CCSID.</p> <p>Other plug-in implementations might support additional CCSIDs.</p>

Table 282. The parameters of the `safMappingLookup()` function (continued)

Parameter	Input/output	Description
<code>mResult</code>	Input/output	<p>(Required) A pointer to a <code>SafmapResult</code> structure that is immediately followed by storage containing the returned credentials.</p> <p>The <code>mResult</code> structure contains the SAF user credentials. A number of credential types can be returned; however, not all plug-in implementations support all possible types. Documentation for the plug-in implementation describes the types that are recognized by the implementation.</p> <p>The default SAF user mapping plug-in implementation returns a SAF user ID (<code>SAFMAP_USER_ONLY</code>).</p> <p>The <code>bytesAvailable</code> field contains the length of the storage following the <code>SafmapResult</code> structure. When the credential type is <code>SAFMAP_USER_ONLY</code>, the recommended value is 9, that is, eight bytes for the maximum length of the SAF user ID and one byte for the NULL terminator.</p> <p>The <code>credentialLen</code> field is set to the length of the credential found during the mapping lookup. It includes the NULL terminators in the length.</p> <p>A credential is returned when it meets the criteria set by the plug-in implementation.</p> <p>For the default plug-in implementation, a credential is returned when it is no longer than eight characters. The pointers in the credential are set to NULL when a credential is not returned.</p> <p>The default plug-in implementation only returns credentials encoded in the IBM-1047 CCSID.</p> <p>Other plug-in implementations might support additional CCSIDs.</p>
<code>mErr</code>	Input/output	<p>(Required) A pointer to a <code>SafmapErr</code> structure.</p> <p>The <code>mErr</code> structure contains more detailed information about the success or failure of the request to the plug-in interface.</p> <p>The <code>mErr</code> structure contains a return code, a reason code provided by the plug-in implementation, and an error string that gives more information about the results of the request. The maximum length of the error string is 256 bytes. The error string is NULL terminated.</p> <p>The <code>mErr</code> structure might also contain information about the version of the plug-in implementation and the plug-in implementation specific data such as the configuration settings.</p> <p>Any strings in the <code>mErr</code> structure are encoded in IBM-1047 CCSID.</p>

Function return values

The `safMappingLookup()` function returns a number of pieces of information to help you with problem determination. The SAF return value, the plug-in return code (`mErr->mpiReturnCode`), the plug-in reason code (`mErr->mpiReasonCode`), and an error string (`mErr->message`) are returned by the plug-in interface code or the plug-in implementation. In addition, the version of the plug-in interface (`mErr->mpiVersion`) and any plug-in implementation specific data (`mErr->mpiInfo`) can be found in the `SafmapErr` structure.

Special processing occurs for parameter errors (`mErr->mpiReturnCode == SAFMAP_ERROR_PARMERR`) and unsupported credential types (`mErr->mpiReturnCode == SAFMAP_ERROR_NOTSUP`). The plug-in reason code (`mErr->mpiReasonCode`) contains a number identifying which parameter in the parameter list is in error.

The cleanup of the connection with the plug-in implementation occurs when the SAF return value is `SAFMAP_ERROR` or `SAFMAP_SEVERE`.

The SAF return values and the plug-in return codes (`mErr->mpiReturnCode`) are listed in the following table. These SAF return values and plug-in return codes are standard across the plug-in implementations. The plug-in reason code (`mErr->mpiReasonCode`) is unique to the plug-in implementation, except as previously noted.

Table 283. The SAF return values and the plug-in reason codes for the `safMappingLookup()` function

SAF return value	Plug-in Return Code (<code>mErr->mpiReturnCode</code>)	Explanation
0	SAFMAP_ONE_RETURNED (1)	One of the SAF user credentials was returned.
SAFMAP_WARNING (4)	SAFMAP_NONE_RETURNED (0)	No user credential mapping was found, or the user portion of the credential is longer than 8 characters when the default plug-in implementation is used.
SAFMAP_WARNING (4)	SAFMAP_MANY_FOUND (2)	More than one set of SAF user credentials were found for the source user credentials.
SAFMAP_WARNING (4)	SAFMAP_ERROR_NOTSUP (24)	One of the parameters contains a credential type that is not supported. Check <code>mErr->mpiReasonCode</code> to identify the parameter that is in error.
SAFMAP_ERROR (8)	SAFMAP_ERROR_NOTCONN (20)	The plug-in implementation lost the connection with its data source during a credential lookup. Call the <code>safMappingInit()</code> function again to reestablish the connection.
SAFMAP_SEVERE (12)	SAFMAP_ERROR_INTERFACE(16)	The plug-in interface detected a problem internal to the <code>irrspim</code> dll.
SAFMAP_SEVERE (12)	SAFMAP_ERROR_PARMERR (28)	The parameter list for the plug-in contains an error. Check <code>mErr->mpiReasonCode</code> to identify the parameter that is in error.
SAFMAP_SEVERE (12)	SAFMAP_ERROR_PLUGIN (32)	An error internal to the plug-in implementation occurred.
SAFMAP_SEVERE (12)	SAFMAP_ERROR_SETUP (36)	The plug-in detected a problem in how the plug-in implementation is configured.

SAF user mapping plug-in termination function – safMappingTerm()

Function

The safMappingTerm() function cleans up any resources that the plug-in implementation used. This function must be called after the last call to safMappingLookup() to ensure that the storage is freed, network connections are broken, and DLLs are closed.

Format

```
#include <irrspim.h>

int safMappingTerm(
    SafmapHandle * mh,
    SafmapErr    * mErr
);
```

Requirements

1. Language: C or C++.
2. Authorization: Problem program or supervisor state, any key.
3. Dispatchable unit mode: Task.
4. Cross-memory mode: PASN=HASN.
5. AMODE: 31 bit.
6. RMODE: Any.
7. ASC Mode: Primary.
8. Serialization: Enabled for interrupts.
9. Locks: No locks held.
10. Control parameters: All storage must be in the primary address space.

RACF authorization

The calling application does not require special authorization before calling safMappingTerm() when using the default SAF user mapping plug-in implementation. However, the calling application requires authorization to create a mapping handle. See “SAF user mapping plug-in initialization function – safMappingInit()” on page 391 for more information.

Note: Other SAF user mapping plug-in implementations might have different authorization requirements.

Usage notes

The safMappingTerm() parameters behave as follows:

Table 284. The parameters of the safMappingTerm() function

Parameter	Input/output	Description
<i>mh</i>	Input/output	(Required) A pointer to a SafmapHandle structure. The mh handle is used by the plug-in interface and implementations to anchor data that must persist across the calls to the plug-in interface.

Table 284. The parameters of the `safMappingTerm()` function (continued)

Parameter	Input/output	Description
<code>mErr</code>	Input/output	<p>(Required) A pointer to a <code>SafmapErr</code> structure.</p> <p>The <code>mErr</code> structure contains more detailed information about the success or failure of the request to the plug-in interface.</p> <p>The <code>mErr</code> structure contains a return code, a reason code provided by the plug-in implementation, and an error string that gives more information about the results of the request. The maximum length of the error string is 256 bytes. The error string is NULL terminated.</p> <p>The <code>mErr</code> structure might also contain information about the version of the plug-in implementation and the plug-in implementation specific data such as the configuration settings.</p> <p>Any strings in the <code>mErr</code> structure are encoded in IBM-1047 CCSID.</p>

Function return values

The `safMappingTerm()` function returns a number of pieces of information to help you with problem determination. The SAF return value, The plug-in return code (`mErr->mpiReturnCode`), the plug-in reason code (`mErr->mpiReasonCode`), and an error string (`mErr->message`) are returned by the plug-in interface code and the plug-in implementation. In addition, the version of the plug-in interface (`mErr->mpiVersion`) and any plug-in implementation specific data (`mErr->mpiInfo`) can be found in the `SafmapErr` structure.

Special processing occurs for parameter errors (`mErr->mpiReturnCode == SAFMAP_ERROR_PARMERR`) and unsupported credential types (`mErr->mpiReturnCode == SAFMAP_ERROR_NOTSUP`). The plug-in implementation reason code (`mErr->mpiReasonCode`) contains a number identifying which parameter in the parameter list is in error.

The cleanup of the connection with the plug-in implementation occurs when the SAF return value is `SAFMAP_ERROR` or `SAFMAP_SEVERE`.

The SAF return values and the plug-in return codes (`mErr->mpiReturnCode`) are listed in the following table. These SAF return values and plug-in return codes are standard across the plug-in implementations. The plug-in reason code (`mErr->mpiReasonCode`) is unique to the plug-in implementation, except as previously noted.

Table 285. The SAF return values and the plug-in reason codes for the `safMappingTerm()` function

SAF return value	Plug-in Return Code (<code>mErr->mpiReturnCode</code>)	Explanation
0	0	Success
<code>SAFMAP_WARNING</code> (4)	<code>SAFMAP_ERROR_NOTSUP</code> (24)	<p>One of the parameters contains a credential type that is not supported.</p> <p>Check <code>mErr->mpiReasonCode</code> to identify the parameter that is in error.</p>
<code>SAFMAP_SEVERE</code> (12)	<code>SAFMAP_ERROR_INTERFACE</code> (16)	The plug-in interface detected a problem internal to the <code>irrspim</code> dll.

Table 285. The SAF return values and the plug-in reason codes for the `safMappingTerm()` function (continued)

SAF return value	Plug-in Return Code (mErr->mpiReturnCode)	Explanation
SAFMAP_SEVERE (12)	SAFMAP_ERROR_PARMERR (28)	The parameter list for the plug-in contains an error. Check mErr->mpiReasonCode to identify the parameter that is in error.
SAFMAP_SEVERE (12)	SAFMAP_ERROR_PLUGIN (32)	An error internal to the plug-in implementation occurred.
SAFMAP_SEVERE (12)	SAFMAP_ERROR_SETUP (36)	The plug-in detected a problem in how the plug-in implementation is configured.

The irrspim.h header file

This topic contains a copy of the irrspim.h header file.

SAF plug-in

```
/**START OF SPECIFICATIONS*****  
*  
* Macro Name: irrspim  
*  
* Descriptive Name: SAF user mapping plug-in interface  
*-----*  
* Proprietary statement:  
*  
* LICENSED MATERIALS - PROPERTY OF IBM  
* THIS MACRO IS "RESTRICTED MATERIALS OF IBM"  
* 5637-A01 (C) COPYRIGHT IBM CORP. 2006  
*  
* Status = HBB7730  
*-----*  
*  
* EXTERNAL CLASSIFICATION: PI  
* END OF EXTERNAL CLASSIFICATION:  
*  
* Component: SC1BN  
*  
* Function:  
* This file contains C/C++ function prototypes and  
* related definitions for the SAF user mapping plug-in  
* interface.  
*  
* Prototypes defined:  
*  
* Function Service  
*-----*  
* safMappingInit() Initializes the connection to the plug-in  
* implementation.  
* safMappingLookup() Returns z/OS user credentials that have a  
* mapping from the source user credentials.  
* safMappingTerm() Closes the connection with the plug-in  
* implementation and cleans up resources.  
*  
*  
* Method of Access:  
* Add to the source program:  
* #include <irrspim.h>  
*  
* Include in the link edit:  
* irrspim.x  
*  
**END OF SPECIFICATIONS*****/  
  
#ifndef IRRSPIM_h  
#define IRRSPIM_h  
#ifdef __cplusplus  
#pragma info(none)  
extern "C" {  
#else  
#pragma nomargins nosequence  
#pragma checkout(suspend)  
#endif  
  
/*--- Constants -----*/  
  
/*-- SAF and mapping plug-in return codes -----*/  
#define SAFMAP_OK 0  
#define SAFMAP_WARNING 4  
#define SAFMAP_ERROR 8  
#define SAFMAP_SEVERE 12  
  
/*-- Additional mapping plug-in return codes ---*/  
#define SAFMAP_ERROR_INTERFACE 16  
#define SAFMAP_ERROR_NOTCONN 20  
#define SAFMAP_ERROR_NOTSUP 24  
#define SAFMAP_ERROR_PLUGIN 28  
#define SAFMAP_ERROR_SETUP 32  
#define SAFMAP_ERROR_MANY_FOUND 36  
#define SAFMAP_MANY_RETURNED 2  
#define SAFMAP_NONE_RETURNED 0
```

Chapter 13. Generic name translate service (IRRGNT00)

The generic name translate service (IRRGNT00) translates a generic RACF profile name from internal format to external format.

Before calling IRRGNT00, the application must locate the address of the service. You can find this address in the RCVTGENT field of the RACF communications vector table (RCVT). To locate the address of the RCVT, which is mapped by the ICHPRCVT macro, use the CVTRAC field in the MVS communications vector table (CVT).

Function

The service is intended to be used to translate generic names that are provided to the RACROUTE REQUEST=FASTAUTH postprocessing exits, ICHRF02, and ICHRF04.

Environment

The requirements for the caller are these:

Minimum authorization:

Problem state, key 8

Dispatchable unit mode:

Task

Cross memory mode:

PASN=HASN=SASN

AMODE:

31 bit

ASC mode:

Primary

Interrupt status:

Enabled or disabled for interrupts for I/O or external interrupts

Locks: The caller can hold locks, but is not required to hold any

Control parameters:

None

Restrictions

The service must not be invoked from within the RACROUTE REQUEST=FASTAUTH postprocessing exits, ICHRF02, and ICHRF04.

Input register information

When the service is invoked, register 1 must contain a pointer to the address of the parameter list described in "Parameters" on page 406.

Output register information

When control returns to the caller, the general purpose registers (GPRs) contain the following information:

Register

Contents

IRRGNT00

0	Unchanged
1	Pointer to the address of the parameter list
2-14	Unchanged
15	Return code

Parameters

A single parameter consists of a consecutive string of the following fields:

function_code

Fullword; Input:

X'00000001'

Translate profile or member name from internal format to external format.

Internal format name length

Fullword; input.

Internal format name

384 characters, padded with X'00'; input.

External format name length

Fullword, must be 256 for input; input or output.

External format name

256 characters, padded with blanks; output.

Return_code

Fullword; output.

Reason_code

Fullword; output.

Invoking the generic name translate service

Following is an example of a generalized programming technique you can use with assembler language to invoke this service. It is not intended to be syntactically correct.

```

L      3,CVTPTR      LOAD THE ADDRESS OF THE CVT
USING CVT,3         ESTABLISH ADDRESSABILITY TO THE CVT
L      4,CVTRAC      LOAD THE ADDRESS OF THE RCVT
USING RCVT,4        ESTABLISH ADDRESSABILITY TO THE RCVT
L      15,RCVTGENT
CALL (15),(PARMADDR)
...

PARMADDR DC A(GNTLIST)      ADDRESS OF PARAMETER LIST
*
GNTLIST  DS 0F              IRRGNT00 PARAMETER LIST
FUNCODE  DS F               FUNCTION CODE
INTNAML  DS F               INTERNAL FORMAT NAME LENGTH (INPUT)
INTNAME  DS CL384           INTERNAL FORMAT NAME (INPUT)
EXTNAML  DS F               EXTERNAL FORMAT NAME LENGTH (INPUT/OUTPUT)
EXTNAME  DS CL256           EXTERNAL FORMAT NAME (OUTPUT)
RETCODE  DS F               RETURN CODE (OUTPUT)
RESCODE  DS F               REASON CODE (OUTPUT)
```

Return and reason codes

IRRGNT00 returns the following return and reason codes in the parameter list:

Return code

Meaning

0	Function successful
	Reason code
	Meaning
0	Function successful.
4	Function not processed; parameter error
	Reason code
	Meaning
0	Incorrect function code
4	External format name length is not valid.
8	Internal format name length is not valid.
8	Function failed
	Reason code
	Meaning
0	Name could not be translated.

Note: The return code is also in Register 15 upon return to the caller.

IRRGNT00

Chapter 14. IRRXUTIL: REXX interface to R_admin extract

IRRXUTIL is a program that converts the output of an R_admin callable service (IRRSEQ00) extract request to a set of REXX stem variables. The stem variables are designed to reference profile information in one of the following ways:

- Directly by field name, in the case where the field name is known by the caller.
- The set of segment and field names are returned so that a caller can see which fields exist without any previous knowledge of the RACF schema.

IRRXUTIL is invoked by REXX in problem state.

IRRXUTIL is also able to invoke the RRSF extract function of R_admin and return the results to a series of REXX variables that are used by REXX programs.

Users of IRRXUTIL should have some familiarity with R_admin extract functions. However, you need not understand the input and output parameters of the R_admin extract functions before coding to the IRRXUTIL interface.

Some aspects of the interface that are determined by R_admin are not documented in this topic. These include, but are not limited to, the following:

- Authorization requirements
- Segment and field names
- Full behavior of the generic indicator

For more information about authorization requirements, see *z/OS Security Server RACF Callable Services* and the 'Authorization required' section for the relevant RACF command, in *z/OS Security Server RACF Command Language Reference*.

Tip: Find helpful samples of IRRXUTIL programming at www-03.ibm.com/systems/z/os/zos/features/racf/.

Parameters

You can invoke IRRXUTIL using the following REXX statement:

```
/* REXX */  
myrc=IRRXUTIL(command,type,profile,stem,prefix,generic)
```

The following table defines the IRRXUTIL parameters:

Table 286. IRRXUTIL parameters

Parameter	Definition
command	<ul style="list-style-type: none">• 'EXTRACT' to extract the contents of the specified profile.• 'EXTRACTN' to extract the contents of the profile that follows the specified profile alphabetically. This function can be used iteratively to return all profiles in a class by specifying the output profile name and generic indicator from the previous iteration as input to the subsequent iteration. <p>Note: When iteratively retrieving general resource profiles starting at the beginning (specifying profile as a single blank), the discrete profiles are returned in alphabetic order, followed by the generic profiles in alphabetic order. R_admin automatically transitions from discrete profiles to generic profiles.</p>

Table 286. IRRXUTIL parameters (continued)

Parameter	Definition		
type	The uppercase class name from which to extract the specified profile. USER, GROUP, CONNECT, _SETROPTS, _RRSFEXTR, and all general resource classes are supported. The DATASET class is not supported. Notes: <ol style="list-style-type: none"> 1. A user-to-group connection can be extracted by specifying the CONNECT class and providing a profile name using the form <i>userID.group-name</i>. 2. SETROPTS settings can be obtained by specifying "_SETROPTS" as both the class name and the profile name. 3. RACF subsystem and remote sharing information can be obtained by specifying "_RRSFEXTR" as both the class name and the profile name. 		
profile	The profile to extract, or to be used as the basis for an EXTRACTN request. Note: The profile name is case-sensitive. See the type parameter description for more information.		
stem	The REXX stem variable name to contain returned data. The stem must not exceed 32 characters or include a trailing period ("."). IRRXUTIL initializes the stem variable to null before setting fields unless the stem contains a period ("."). Note: Specifying a stem that contains a period requires some familiarity with REXX programming techniques. For details, see "Specifying a period in the stem name" on page 413.		
prefix	An optional prefix to add to all stem variable name parts other than the actual stem and the value of the variable, except when the value is a segment or field name (for example, the list of segments returned for a profile, or the list of fields associated with a segment). The prefix reduces collisions with other REXX variables that might be defined within the calling program. The prefix must not exceed 32 characters and must not contain a period.		
generic	An optional indicator for use with general resources. The value must be uppercase "TRUE" or "FALSE". The default value for generic is "FALSE". Depending on which value and which command is specified, generic returns different profiles:		
		Behavior	
	Command	TRUE	FALSE
	EXTRACT	Returns the profile that covers the input profile name if there is no exact match. Note: The class must be active, and SETROPTS GENERIC must be in effect for the class, in order for a generic match to be found.	Returns R_admin "profile not found" return code combination when there is no exact match.
	EXTRACTN	Returns the next alphabetic generic profile in the class about the input name (regardless of whether the input profile name is generic or discrete).	<ul style="list-style-type: none"> • If the input profile name is discrete, return the next alphabetic discrete profile if more discrete profiles exist, or the first alphabetic generic profile. • If the input profile name is generic, return the next alphabetic generic profile.
	Note: This parameter is ignored if type is not a general resource class. See <i>z/OS Security Server RACF Callable Services</i> for additional information.		
myrc	A string of 5 blank-separated return code values. See "Return codes" on page 411 for more information.		

Examples

1. In the following example "EXTRACT" is the command, "UNIXPRIV" is the type, "SHARED.IDS" is the profile, "MYSTEM" is the stem, "R_" is the prefix, and "FALSE" is the optional indicator for the "EXTRACT" command:

```
myrc=IRRXUTIL("EXTRACT","UNIXPRIV","SHARED.IDS","MYSTEM","R_","FALSE")
```

2. The following example is similar to the previous example but with a stem value of "RACF_USERS" and no prefix:

```
myrc=IRRXUTIL("EXTRACT","UNIXPRIV","SHARED.IDS","RACF_USERS","","FALSE")
```

3. You can use EXTRACTN to return the next profile alphabetically in a class. In the following example, the profile after "SHARED.IDS" is returned (or an R_admin return code combination of 4/4/4 if no more profiles exist):

```
myrc=IRRXUTIL("EXTRACTN","UNIXPRIV","SHARED.IDS","MYSTEM","R_","FALSE")
```

4. EXTRACTN can be used to return the first profile in a class by specifying a blank for the profile name:

```
myrc=IRRXUTIL("EXTRACTN","UNIXPRIV"," ","MYSTEM","R_","FALSE")
```

The returned profile can then be used as input on a subsequent EXTRACTN request. This technique can be used iteratively to obtain all profiles in the UNIXPRIV class.

Return codes

The following table defines the return codes returned by IRRXUTIL:

Table 287. Return codes

Description	Return code 1	Return code 2	Return code 3	Return code 4	Return code 5
Success	0	0	0	0	0
Success with warning when stem contains a period. See "Specifying a period in the stem name" on page 413 for details.	2	0	0	0	0
Incorrect number of parameters specified.	4	Number of parameters specified.	Minimum number of parameters allowed.	Maximum number of parameters allowed.	0
Parameter error.	8	Index of incorrect parameter.	1 Incorrect length (includes missing required parameters). 2 Incorrect value. 3 Incompatible (for example, EXTRACTN with CONNECT class).	0	0

IRRXUTIL

Table 287. Return codes (continued)

Description	Return code 1	Return code 2	Return code 3	Return code 4	Return code 5
R_admin failure.	12	12	SAF return code.	RACF return code.	RACF reason code.
Environmental error.	16	0 REXX environmental error. 4 R_admin environmental error.	Offset within IRRXUTIL where the error was encountered.	Any nonzero value is additional diagnostic information for IBM service.	0

Note: Some common IRRXUTIL return codes are:

- 12 12 4 4 4 = profile not found
- 12 12 8 8 24 = R_admin authorization failure

Possible cause could be no FACILITY authorization. See *z/OS Security Server RACF Callable Services* for more information.

SETROPTS data

SETROPTS data is returned by R_admin in a different format than profile data. IRRXUTIL converts the SETROPTS extract data into the same output format as the profile data with the following considerations:

- For profile data, repeating fields are described by a header field as documented in "R_admin reference information" in *z/OS Security Server RACF Callable Services*. For SETROPTS extract, there are no header fields that are documented for repeating data. Therefore, IRRXUTIL simulates a repeat field header by appending "_CT" to the name of the field as documented for R_admin. For example, the CLASSACT field returns a list of active classes. IRRXUTIL returns a header field named CLASSACT_CT, followed by an instance of the CLASSACT field for each active class. The following list shows the repeat field header names returned for SETROPTS:
 - CLASSACT_CT
 - CLASSTAT_CT
 - GENCMD_CT
 - GENERIC_CT
 - GENLIST_CT
 - GLOBAL_CT
 - RACLIST_CT
 - AUDIT_CT
 - LOGALWYS_CT
 - LOGNEVER_CT
 - LOGSUCC_CT
 - LOGFAIL_CT
 - LOGDEFLT_CT
- While there is a flag field for the segment entry returned by R_admin for SETROPTS extract, it does not have the same meaning or contents as the

segment descriptor flag field for profile extract. IRRUTIL always returns a value of "00000000" for *stem.segname.FLAGS* for SETROPTS data.

Specifying a period in the stem name

IRRUTIL typically changes the supplied stem variable to "" before setting the variables in the stem with RACF profile information. The following REXX statement is equivalent to changing the variable to "":

```
stem.="
```

To use a partially filled stem variable with IRRUTIL, for example to fill in a stem with data from multiple RACF profiles, you can set a stem that contains a period (".") and make calls to fill in profile data as appropriate. In the following REXX statement, where *number* is the *n*th profile in a class, IRRUTIL does not clear the stem:

```
stem.number
```

This means that data from a previous call to IRRUTIL remains in the stem. It also means that the REXX default of *variable_name* is returned for any variables in the stem that are not set by IRRUTIL. Therefore, it is important that REXX applications that specify a period (".") in the stem name clear the stem before calling IRRUTIL for the first time and pass in stem names that do not conflict across multiple calls. IRRUTIL does not clear the stem when its name contains a period (".").

When a stem contains a period ("."), IRRUTIL returns a value of "2" as the main return code to highlight this warning. Return code 2 is considered a successful return code but does require that the application perform additional steps before calling IRRUTIL to ensure that the stem is cleared and that the stem names from one call to IRRUTIL do not conflict with those of another call.

Examples

1. In this example, the stem MYUSER does not contain a period ("."). IRRUTIL clears the stem of all defaults and previous values. Return code 1 is set to 0:

```
myrc=IRRUTIL("EXTRACT","USER","FRED","MYUSER","R_","FALSE")
```

```
myrc=IRRUTIL("EXTRACT","USER","BOB","MYUSER","R_","FALSE")
```

Therefore, after the second call the stem only contains information for "BOB".

2. In this example USERS.1 contains data about FRED. USERS.2 contains information about BOB. They do not conflict because the numbers "1" and "2" keep the data separate. IRRUTIL does not set the stem to "". The application is responsible for setting the stem to "" before calling IRRUTIL for the first time. The application separates the results using a stem suffix of ".1" and ".2". A class can be read into a single stem using the EXTRACTN function. Return code 1 is set to 2:

```
/* REXX */
users.="
myrc=IRRUTIL("EXTRACT","USER","FRED","USERS.1","R_","FALSE")
```

```
myrc=IRRUTIL("EXTRACT","USER","BOB","USERS.2","R_","FALSE")
```

3. This example returns bad result data because the stem is not initially cleared, and the same stem variable USERS.MYUSER is used. Fields that exist for FRED that do not exist for BOB, exist in the USERS.MYUSER stem after BOB is extracted. BOB's data appears in USERS.MYUSER, but data from FRED might

IRRXUTIL

also appear. For example, if user ID FRED has a TSO segment, but BOB does not, USERS.MYUSER contains leftover TSO data (from FRED) when BOB is extracted. Return code 1 is set to 2:

```
/* REXX */
myrc=IRRXUTIL("EXTRACT","USER","FRED","USERS.MYUSER","R_","FALSE")

myrc=IRRXUTIL("EXTRACT","USER","BOB","USERS.MYUSER","R_","FALSE")
```

REXX stem variables created by IRRXUTIL for profile and SETROPTS information

IRRXUTIL creates the REXX stem variables that are defined in the following table:

Note: The field names and properties are defined in “R_admin reference information” in *z/OS Security Server RACF Callable Services*. When there is only one subfield, the repeat field headers are identified in the “Field Name” column of the field tables. For example, the USER profile BASE segment WHENDAYS field indicates in parentheses that WHENDYCT is the repeat field header. For multidimensional fields such as the list of group connections for a user (the CONNECTS field in the BASE segment), the “ADDUSER/ALTUSER keyword reference” column indicates how many of the subsequent fields are subfields.

Table 288. REXX stem variables

Variable	Description	Example
Note: The REXX stem variable examples in this table are in the USER class with a specified stem of “PROF” and without the optional prefix.		
Profile level variables		
<i>stem.CLASS</i>	Class name, padded with blanks to 8 characters.	PROF.CLASS = “USER”
<i>stem.PROFILE</i>	Profile name.	PROF.PROFILE=“IBMUSER”
<i>stem.VERSION</i>	Version of IRRXUTIL output.	PROF.VERSION=0
<i>stem.GENERIC</i>	Indicator (“TRUE” or “FALSE”) whether the returned profile is generic or not generic.	PROF.GENERIC=“FALSE”
<i>stem.0</i>	Number of segments that are returned for the profile.	PROF.0=3
<i>stem.n</i>	Name of <i>n</i> th segment number.	PROF.2=“OMVS”
Segment level variables		
<i>stem.segname.FLAGS</i>	Segment flags that are returned by R_admin expressed as a fullword hexadecimal string.	PROF.OMVS.FLAGS=“00000000”
<i>stem.segname.0</i>	Total number of fields that are returned for segment <i>segname</i> .	PROF.OMVS.0=4
<i>stem.segname.n</i>	Name of the <i>n</i> th field that is returned for segment <i>segname</i> .	PROF.OMVS.3=“PROGRAM”
Field level variables		
<i>stem.segname.fieldname.OUTPUTONLY</i>	Indicator (“TRUE” or “FALSE”) whether the field is an output-only field.	<ul style="list-style-type: none"> • PROF.BASE.CREATDAT. OUTPUTONLY=“TRUE” • PROF.BASE.SPECIAL. OUTPUTONLY=“FALSE”
<i>stem.segname.fieldname.BOOLEAN</i>	Indicator (“TRUE” or “FALSE”) whether the field is a Boolean field.	<ul style="list-style-type: none"> • PROF.BASE.SPECIAL. BOOLEAN=“TRUE” • PROF.BASE.NAME. BOOLEAN=“FALSE”

Table 288. REXX stem variables (continued)

Variable	Description	Example
<i>stem.segname.fieldname.REPEATING</i>	Indicator ("TRUE" or "FALSE") whether the field is a subfield of a repeat group.	<ul style="list-style-type: none"> • PROF.BASE.UAUDIT. REPEATING="FALSE" • PROF.BASE.CGROU. REPEATING="TRUE"
<i>stem.segname.fieldname.0</i>	Number of values for this field. <ul style="list-style-type: none"> • For normal fields this is always 1. 	<ul style="list-style-type: none"> • PROF.BASE.OWNER.0=1 • PROF.BASE.SPECIAL.0=1
	<ul style="list-style-type: none"> • For repeating fields this is the number of occurrences of the field. (Same as <i>stem.segname.fieldname.REPEATCOUNT</i> in the corresponding repeat field header.) 	PROF.BASE.CGROU.0=3 (the user is connected to 3 groups)
	<ul style="list-style-type: none"> • For a repeat field header, this is always 0. 	PROF.BASE.CONNECTS.0=0
<i>stem.segname.fieldname.n</i>	The <i>n</i> th value of the field. For normal fields, <i>n</i> is always 1.	<ul style="list-style-type: none"> • PROF.BASE.OWNER.1="IBMUSER" • PROF.BASE.SPECIAL.1="TRUE" • PROF.BASE.CGROU.3="PAYROLL" (third group name)
The following fields are only relevant for repeat group header fields:		
<i>stem.segname.fieldname.REPEATCOUNT</i>	Number of occurrences: <ul style="list-style-type: none"> • A nonzero value indicates a repeat field header. 	PROF.BASE.CONNECTS. REPEATCOUNT=5 (the user is connected to 5 groups)
	<ul style="list-style-type: none"> • Any field, which is not a repeat field header, has a value of 0 for this variable. 	<ul style="list-style-type: none"> • PROF.BASE.SPECIAL. REPEATCOUNT=0 • PROF.BASE.CGROU. REPEATCOUNT=0
<i>stem.segname.fieldname.SUBFIELD.0</i>	<ul style="list-style-type: none"> • The number of subfields that comprise the repeat group. 	<ul style="list-style-type: none"> • PROF.BASE.CONNECTS. SUBFIELD.0=15 • PROF.BASE.CLCNT.SUBFIELD.0=1
	<ul style="list-style-type: none"> • The value is 0 for any field that is not a repeat field header. 	<ul style="list-style-type: none"> • PROF.BASE.NAME.SUBFIELD.0=0 • PROF.BASE.CGROU.SUBFIELD.0=0
<i>stem.segname.fieldname.SUBFIELD.n</i>	Name of <i>n</i> th subfield of this repeat group. Note: This field allows an application to know which fields go together as subfields of a repeat field. The field names are also specified in the <i>stem.segname.0</i> list.	<ul style="list-style-type: none"> • PROF.BASE.CONNECTS. SUBFIELD.1="CGROUP" • PROF.BASE.CONNECTS. SUBFIELD.15="CRESUME" • PROF.BASE.CLCNT. SUBFIELD.1="CLAUTH"

Example

The following example shows a simple program that extracts a user profile and displays the values of some fields that are defined to that profile. The example includes use of both list and non-list fields, shows how to detect the presence of a field, and how to iterate through all fields in a segment.

```

/* REXX */
/* Extract user USER01 with a stem of RACF and prefix R_ */
myrc=IRRXUTIL('EXTRACT','USER','USER01','RACF','R_','FALSE')
/* Display user id */
say "The profile name is:" RACF.R_PROFILE
/* Display owner */
say "The profile owner is:" RACF.R_BASE.R_OWNER.1

```

IRRXUTIL

```

/* Connection groups */
say "Connected groups:"
do group=1 to RACF.R_BASE.R_CGROUP.0
  say "  Connected to group "||RACF.R_BASE.R_CGROUP.group
end
/* Display all OMVS fields which are defined for this user */
if(RACF.R_OMVS.0<>'') then do i=1 to RACF.R_OMVS.0
  fieldName=RACF.R_OMVS.i
  say "OMVS segment field "i" "RACF.R_OMVS.i
  say "  value="RACF.R_OMVS.fieldName.1
end
/* Is R_BASE.R_SPECIAL a boolean field? */
say 'Is SPECIAL a Boolean field:' RACF.R_BASE.R_SPECIAL.R_BOOLEAN
/* Is this user RACF SPECIAL? */
say 'Is user SPECIAL:' RACF.R_BASE.R_SPECIAL.1
/* Check for the presence of the WORKATTR WAACNT field */
/* If it is set, print it, otherwise display a message */
if(RACF.R_WORKATTR.R_WAACCNT.0>0) then do
  say "WORKATTR WAACNT = "RACF.R_WORKATTR.R_WAACCNT.1
end
else do
  say "WORKATTR WAACNT is not set"
end

```

Depending on the definition of the user profile, the result of the previous example looks similar to the following output:

```

The profile name is: USER01
The profile owner is: IBMUSER
Connected groups:
  Connected to group G1
  Connected to group G2
  Connected to group G3
  Connected to group SYS1
OMVS segment field 1 R_UID
  value=6543
Is SPECIAL a Boolean field: TRUE
Is user SPECIAL: FALSE
WORKATTR WAACNT is not set

```

REXX stem variables created by IRRXUTIL for RACF subsystem and remote sharing information

IRRXUTIL creates the REXX stem variables representing RRSF settings and target definitions. The data is returned in mixed case. The variables are defined in the following table:

Table 289. RRSF extract stem variables

Variable	Description	Example
Note: The REXX stem examples in the last column of this table use a specified stem of "RACF" and without the optional prefix.		
RRSF global settings		
The RRSF global settings are always returned when the caller is authorized to the IRR.RADMIN.EXTRACT.RRSF resource in the FACILITY class. This occurs whether the caller has OPERCMDS authority to the TARGET LIST and SET LIST functions or not.		
<i>stem</i> .PREFIX_CHAR	Prefix character. One through 8 characters.	RACF.PREFIX_CHAR=<
<i>stem</i> .SUBSYS_NAME	RACF subsystem name. One through 4 characters.	RACF.SUBSYS_NAME=RSUB
<i>stem</i> .SUBSYS_USER	RACF subsystem user ID. One through 8 characters.	RACF.SUBSYS_NAME=RACFSUB

Table 289. RRSF extract stem variables (continued)

Variable	Description	Example
<i>stem</i> .SUBSYS_TRUSTED	Is the RACF subsystem running with the TRUSTED attribute? Value is 1 or 0.	RACF.SUBSYS_TRUSTED=1
<i>stem</i> .SUBSYS_PRIVILEGED	Is the RACF subsystem running with the PRIVILEGED attribute? Value is 1 or 0.	RACF.SUBSYS_PRIVILEGED=0
<i>stem</i> .NODE_DATA_PRESENT	Allowable values are 0 and 1. If 0, the variables containing RRSF node information are not set. The caller does not have OPERCMDS authority to the TARGET LIST function.	RACF.NODE_DATA_PRESENT=0
<i>stem</i> .SET_DATA_PRESENT	Allowable values are 0 and 1. Allowable values are 0 and 1. If 0, the variables containing SET data are not set. The caller does not have OPERCMDS authority to the SET LIST function.	RACF.SET_DATA_PRESENT=1
The following variables are set when <i>stem</i> .SET_DATA_PRESENT=1.		
<i>stem</i> .TRACE_SSL	Indicates whether tracing of SSL requests is active or not.	RACF.TRACE_SSL=0
<i>stem</i> .TRACE_APPC	Indicates whether tracing of APPC requests is active or not.	RACF.TRACE_APPC=0
<i>stem</i> .TRACE_RRSF	Indicates whether tracing of RRSF requests is active or not.	RACF.TRACE_RRSF=1
<i>stem</i> .TRACE_IMAGE	Indicates whether tracing of command images requests is active or not.	RACF.TRACE_IMAGE=0
<i>stem</i> .FULLRRSF COMM	Is SET FULLRRSF COMM enabled on this system? Value is 1 or 0.	RACF.FULLRRSF COMM=1
<i>stem</i> .ADAU	Is the Automatic Direction of Application Updates function active or not? Value is 1 or 0.	RACF.ADAU=1
<i>stem</i> .ADAU.NOTIFY.0	Number of IDs for notification of the ADAU function success or failure. • Value is between 0 and 4, inclusive. • If 0, there are no notification user IDs defined.	RACF.ADAU.NOTIFY.0=2
<i>stem</i> .ADAU.NOTIFY.#.ID	ID to notify.	RACF.ADAU.NOTIFY.1.ID=BIGJOE
<i>stem</i> .ADAU.NOTIFY.#.NODE	NODE for notification.	RACF.ADAU.NOTIFY.1.NODE=NODE1
<i>stem</i> .ADAU.NOTIFY.#.LEVEL	Level of success at which notification occurs. Level is WARN, FAIL, or ALWAYS.	RACF.ADAU.NOTIFY.1.LEVEL=FAIL

IRRXUTIL

Table 289. RRSF extract stem variables (continued)

Variable	Description	Example
<i>stem</i> .ADAU.OUTPUT.0	Number of Ids that are defined for output of the ADAU function. Value is between 0 and 4, inclusive.	RACF.ADAU.OUTPUT.0=2
<i>stem</i> .ADAU.OUTPUT.#.ID	ID for password change output.	RACF.ADAU.OUTPUT.1.ID=BIGJOE
<i>stem</i> .ADAU.OUTPUT.#.NODE	NODE for password change output.	RACF.ADAU.OUTPUT.1.NODE=NODE1
<i>stem</i> .ADAU.OUTPUT.#.LEVEL	Level of success for output to occur. Level is WARN, FAIL, or ALWAYS.	RACF.ADAU.OUTPUT.1.LEVEL=FAIL
<hr/>		
<i>stem</i> .AUTODIRECT	Is the Automatic Command Direction function active or not? Value is 1 or 0.	RACF.AUTODIRECT=1 or 0
<i>stem</i> .AUTODIRECT.NOTIFY.0	Number of Ids for notification of the AUTODIRECT function success or failure. Value is between 0 and 4, inclusive.	RACF.AUTODIRECT.notify.0=2
<i>stem</i> .AUTODIRECT.NOTIFY.#.ID	ID to notify.	RACF.AUTODIRECT.NOTIFY.1.ID=BIGJOE
<i>stem</i> .AUTODIRECT.NOTIFY.#.NODE	NODE for notification.	RACF.AUTODIRECT.NOTIFY.1.NODE=NODE1
<i>stem</i> .AUTODIRECT.NOTIFY.#.LEVEL	Level of success at which notification occurs. Level is WARN, FAIL, or ALWAYS.	RACF.AUTODIRECT.NOTIFY.1.LEVEL=FAIL
<i>stem</i> .AUTODIRECT.OUTPUT.0	Number of Ids that are defined for output of the AUTODIRECT function. Value is between 0 and 4, inclusive.	RACF.AUTODIRECT.OUTPUT.0=2
<i>stem</i> .AUTODIRECT.OUTPUT.#.ID	ID for password change output.	RACF.AUTODIRECT.OUTPUT.1.ID=BIGJOE
<i>stem</i> .AUTODIRECT.OUTPUT.#.NODE	NODE for password change output.	RACF.AUTODIRECT.OUTPUT.1.NODE=NODE1
<i>stem</i> .AUTODIRECT.OUTPUT.#.LEVEL	Level of success for output to occur. Level is WARN, FAIL, or ALWAYS.	RACF.AUTODIRECT.OUTPUT.1.LEVEL=FAIL
<hr/>		
<i>stem</i> .APD	Is the Automatic Password Direction function active or not? Value is 1 or 0.	RACF.APD=1 or 0
<i>stem</i> .APD.NOTIFY.0	Number of Ids for notification of the APD function success or failure. Value is between 0 and 4, inclusive.	RACF.APD.NOTIFY.0=2
<i>stem</i> .APD.NOTIFY.#.ID	ID to notify.	RACF.APD.NOTIFY.1.ID=BIGJOE

Table 289. RRSF extract stem variables (continued)

Variable	Description	Example
<i>stem</i> .APD.NOTIFY#.NODE	NODE for notification.	RACF.APD.NOTIFY.1.NODE=NODE1
<i>stem</i> .APD.NOTIFY#.LEVEL	Level of success at which notification occurs. Level is WARN, FAIL, or ALWAYS.	RACF.APD.NOTIFY.1.LEVEL=FAIL
<i>stem</i> .APD.OUTPUT.0	Number of Ids that are defined for output of the APD function. Value is between 0 and 4, inclusive.	RACF.APD.OUTPUT.0=2
<i>stem</i> .APD.OUTPUT#.ID	ID for password change output.	RACF.APD.OUTPUT.1.ID=BIGJOE
<i>stem</i> .APD.OUTPUT#.NODE	NODE for password change output.	RACF.APD.OUTPUT.1.NODE=NODE1
<i>stem</i> .APD.OUTPUT#.LEVEL	Level of success for output to occur. Level is WARN, FAIL, or ALWAYS.	RACF.APD.OUTPUT.1.LEVEL=FAIL
<i>stem</i> .PWSYNC	Is the Password Synchronization function active or not. Value is 1 or 0.	RACF.PWSNC=1 or 0
<i>stem</i> .PWSYNC.NOTIFY.0	Number of Ids for notification of the PWSYNC function success or failure. Value is between 0 and 4, inclusive.	RACF.PWSYNC.NOTIFY.0=2
<i>stem</i> .PWSYNC.NOTIFY#.ID	ID to notify.	RACF.PWSYNC.NOTIFY.1.ID=BIGJOE
<i>stem</i> .PWSYNC.NOTIFY#.NODE	NODE for notification.	RACF.PWSYNC.NOTIFY.1.NODE=NODE1
<i>stem</i> .PWSYNC.NOTIFY#.LEVEL	Level of success at which notification occurs. Level is WARN, FAIL, or ALWAYS.	RACF.PWSYNC.NOTIFY.1.LEVEL=FAIL
<i>stem</i> .PWSYNC.OUTPUT.0	Number of Ids that are defined for output of the PWSYNC function. Value is between 0 and 4, inclusive.	RACF.PWSYNC.OUTPUT.0=2
<i>stem</i> .PWSYNC.OUTPUT#.ID	ID for password change output.	RACF.PWSYNC.OUTPUT.1.ID=BIGJOE
<i>stem</i> .PWSYNC.OUTPUT#.NODE	NODE for password change output.	RACF.PWSYNC.OUTPUT.1.NODE=NODE1
<i>stem</i> .PWSYNC.OUTPUT#.LEVEL	Level of success for output to occur. Level is WARN, FAIL, or ALWAYS.	RACF.PWSYNC.OUTPUT.1.LEVEL=FAIL
RRSF node definition information. The following variables are set when <i>stem</i> .NODE_DATA_PRESENT=1.		

Table 289. RRSF extract stem variables (continued)

Variable	Description	Example
<i>stem</i> .NODE_DATA_TRUNCATED	Allowable values are 0 and 1. If 0, there are more nodes that are defined to RRSF than were returned. This is an unlikely occurrence. It happens when there are too many RRSF nodes defined and there is not enough memory to return them all.	RACF.NODE_DATA_TRUNCATED=0
<i>stem</i> .0	Number of nodes that are defined to RRSF. The '#' in subsequent variables must be smaller than or equal to this value.	RACF.0=4
<i>stem</i> .#.NODE	Node name.	RACF.1.NODE=NODEA
<i>stem</i> .#.SYSNAME	System name within MSN (if any).	RACF.1.SYSNAME=SYS1
<i>stem</i> .#.MSN	Value is 1 if this node is part of an MSN, otherwise, the value is 0.	RACF.1.MSN=1
<i>stem</i> .#.LOCAL	Value is 1 if this is the local node.	RACF.1.LOCAL=0
<i>stem</i> .#.MSN_MAIN	Value is 1 if this system is the MAIN system on an MSN.	RACF.1.MSN_MAIN=0
<i>stem</i> .#.PREFIX	Workspace data set prefix, as specified on TARGET command.	RACF.1.PREFIX=RRSF
<i>stem</i> .#.WDSQUAL	Workspace data set qualifier, as specified on TARGET command.	RACF.2.WDSQUAL=QUAL
<i>stem</i> .#.VOLUME	Workspace data set volume, as specified on TARGET command.	RACF.1.VOLUME=TEMP01
<i>stem</i> .#.FILESIZE	Workspace data set file size, as specified on TARGET command.	RACF.1.FILESIZE=1000
<i>stem</i> .#.DATACLAS	Workspace data set data class name, as specified on TARGET command.	RACF.2.DATACLAS=DCLAS1
<i>stem</i> .#.STORCLAS	Workspace data set storage class name, as specified on TARGET command.	RACF.2.STORCLAS=SCLAS1
<i>stem</i> .#.MGMTCLAS	Workspace data set management class name, as specified on TARGET command.	RACF.2.MGMTCLAS=MCLAS1
<i>stem</i> .#.DESCRIPTION	RRSF node description, as specified on the TARGET command.	RACF.1.DESCRPTION=FIRST NODE
<i>stem</i> .#.PARTNER_DENYING_INBOUND	If true, the partner node does not accept work from the local node. This variable is accurate as of the last successful connection to the partner. If there is no connection, the value is 0.	RACF.1.PARTNER_DENYING_INBOUND=0
<i>stem</i> .#.DENY_INBOUND	If true, the local node does not accept work from the remote node.	RACF.1.DENY_INBOUND=0

Table 289. RRSF extract stem variables (continued)

Variable	Description	Example
<code>stem.#.DENIED_COUNT</code>	Number indicating how many requests sent from the remote target were denied by the local node.	RACF1.DENIED_COUNT=420
<code>stem.#.PROTOCOL</code>	For a remote node: <ul style="list-style-type: none"> <code>(stem.#.LOCAL=0)</code>: TCP or APPC. For a local node: <ul style="list-style-type: none"> <code>(stem.#.LOCAL=1)</code>: a blank separated list of the protocols defined. 	Remote: <ul style="list-style-type: none"> RACF1.PROTOCOL=APPC Local: <ul style="list-style-type: none"> RACF1.PROTOCOL=APPC TCP
<code>stem.#.APPC_LUNAME</code>	APPC LUNAME, as specified on the TARGET command.	RACF1.LUNAME=MF1AP001
<code>stem.#.APPC_MODENAME</code>	APPC MODENAME, as specified on the TARGET command.	RACF1.MODENAME="" (For example, the field has no value)
<code>stem.#.APPC_NETNAME</code>	APPC NETNAME.	RACF1.NETNAME=""
<code>stem.#.APPC_TP_NAME</code>	APPC TP_NAME, as specified on the TARGET command.	RACF1.TP_NAME=""
<code>stem.#.APPC_LISTENER_STATUS</code>	Status of APPC listener. Status is INACTIVE, INITIALIZING, or ACTIVE. Is only set for LOCAL node. When the local node is a multisystem node, the value is only set for the local system (SYSNAME matches the z/OS system name in CVTSNAME).	RACF1.APPC_LISTENER_STATUS:ACTIVE
<code>stem.#.TCP_PORT</code>	TCP port, as specified on TARGET command.	RACF1.TCP_PORT=18136
<code>stem.#.TCP_ADDRESS</code>	TCP address, as specified on the TARGET command.	RACF1.TCP_address=nodea.globo.com
<code>stem.#.TCP_LISTENER_STATUS</code>	Status of TCP listener. Status is INACTIVE, INITIALIZING, or ACTIVE. Is only set for LOCAL node. When the local node is a multisystem node, the value is only set for the local system (SYSNAME matches the z/OS system name in CVTSNAME).	RACF1.TCP_LISTENER_STATUS:ACTIVE
<code>stem.#.TCP_IPADDRESS</code>	Resolved TCP address.	RACF1.TCP_IPADDRESS=12.23.44.23
<code>stem.#.TCP_TLS_CERTU</code>	TCP TLS certificate user ID.	RACF1.TCP_TLS_CERTU=IBMUSER
<code>stem.#.TCP_TLS_RULE</code>	TCP TLS rule in effect for this connection. Rule is RRSF-Client or RRSF-Server.	RACF1.TCP_TLS_RULE=RRSF-Client

Table 289. RRSF extract stem variables (continued)

Variable	Description	Example
<i>stem</i> #.TCP_TLS_CIPHER	TCP TLS cipher in effect for this connection. The cipher is one of the standard cipher suites that are defined for TLS.	RACF1.TCP_TLS_CIPHER=35 TLS_RSA_WITH_AES_256_CBC_SHA
<i>stem</i> #.TCP_TLS_CLIENT_AUTH	TCP TLS client author value in effect for this connection. Value is Required or SAFCheck.	RACF1.TCP_TLS_CLIENT_AUTH=Required
<i>stem</i> #.STATE	Connection state of this node. ???=0 Dormant Error=1 Dormant Both=2 Defined=3 Dormant Remote=4 Dormant Local=8 Operative Error=16 Operative Pending Verification=32 Operative Pending Connection=64 Operative Active=128	RACF1.STATE=128
<i>stem</i> #.STATE_STRING	Connection state of this node in test form. One of: ??? DORMANT ERROR DORMANT BOTH DEFINED DORMANT REMOTE DORMANT LOCAL OPERATIVE ERROR OPERATIVE PENDING VERIFICATION OPERATIVE PENDING CONNECTION OPERATIVE ACTIVE	RACF1.STATE_STRING=OPERATIVE ACTIVE
<i>stem</i> #.MSN_PENDING_EX_MAIN	Value is 1 when this system used to be the MAIN system in an MSN, but is no longer the main, but the new main is not yet connected.	RACF1.MSN_PENDING_EX_MAIN=0
<i>stem</i> #.IS_SECOND_PROTOCOL	Value is 1 if this node describes a second protocol for an existing node. A second protocol node is a node that is not yet in use. The intent is to switch the communication protocol to that of the second protocol node, but this switch has not yet occurred for nodes with IS_SECOND_PROTOCOL=1.	RACF1.IS_SECOND_PROTOCOL=0
<i>stem</i> #.HAS_CONVERSION_FILE	Value is 1 if this node is in the middle of a protocol conversion and might convert files that are detailed in the INMSG2.xxx and OUTMSG2.xxx variables. <i>Stem</i> #.INMSG2.EXISTS and <i>Stem</i> #.OUTMSG2.EXISTS indicate which conversion files exist.	RACF1.HAS_CONVERSION_FILE=0

Table 289. RRSF extract stem variables (continued)

Variable	Description	Example
<i>stem</i> #.INMSG_EXISTS	Status of INMSG file. If the value is 1, then the file is allocated and with no errors. If the value is 0, the other <i>stem</i> #.INMSG.xxx fields have no meaning.	RACF1.INMSG_EXISTS=1
<i>stem</i> #.INMSG_DSNAME	INMSG data set name.	RACF1.INMSG_DSNAME=RRSF.NODE1.NODE2.INMSG
<i>stem</i> #.INMSG_EXTENTS	Number of extents that are used by INMSG data set.	RACF1.INMSG_EXTENTS=2
<i>stem</i> #.INMSG_RECORDS	Number of records in INMSG data set. The number of records is dynamic and might change between the time it is read and the time it is used by a REXX program.	RACF1.INMSG_RECORDS=23
<i>stem</i> #.OUTMSG_EXISTS	Status of OUTMSG file. If the value is 1, then the file is allocated and with no errors. If the value is 0, the other <i>stem</i> #.OUTMSG.xxx fields have no meaning.	RACF1.OUTMSG_EXISTS=1
<i>stem</i> #.MAIN_READING_OUTMSG	If the value is 1, then the OUTMSG file is being read by the task that is associated with the MAIN node. Otherwise, the value is 0.	RACF1.MAIN_READING_OUTMSG=0
<i>stem</i> #.OUTMSG_DSNAME	OUTMSG data set name.	RACF1.OUTMSG_DSNAME=RRSF.NODE1.NODE2.OUTMSG
<i>stem</i> #.OUTMSG_EXTENTS	Number of extents that are used by OUTMSG data set.	RACF1.OUTMSG_EXTENTS=2
<i>stem</i> #.OUTMSG_RECORDS	Number of records in OUTMSG data set. The number of records is dynamic and might change between the time it is read and the time it is used by a REXX program.	RACF1.OUTMSG_RECORDS=23
<i>stem</i> #.INMSG2_EXISTS	Status of INMSG2 conversion file. If the value is 1, then the file is allocated and with no errors. If the value is 0, the other <i>stem</i> #.INMSG2.xxx fields have no meaning.	RACF1.INMSG2_EXISTS=1
<i>stem</i> #.INMSG2_DSNAME	INMSG2 conversion data set name.	RACF1.INMSG2_DSNAME=RRSF.NODE1.NODE2.INMSG2
<i>stem</i> #.INMSG2_EXTENTS	Number of extents that are used by INMSG2 conversion data set.	RACF1.INMSG2_EXTENTS=2

Table 289. RRSF extract stem variables (continued)

Variable	Description	Example
<i>stem</i> #.INMSG2_RECORDS	Number of records in INMSG2 conversion data set. The number of records is dynamic and might change between the time it is read and the time it is used by a REXX program.	RACF.1.INMSG2_RECORDS=23
<i>stem</i> #.OUTMSG2_EXISTS	Status of OUTMSG2 conversion file. If the value is 1, then the file is allocated and with no errors. If the value is 0, the other <i>stem</i> #.OUTMSG2.xxx fields have no meaning.	RACF.1.OUTMSG2_EXISTS=1
<i>stem</i> #.MAIN_READING_OUTMSG2	If the value is 1, then the OUTMSG2 conversion file is being read by the task that is associated with the MAIN node. Otherwise, the value is 0.	RACF.1.MAIN_READING_OUTMSG2=0
<i>stem</i> #.OUTMSG2_DSNAME	OUTMSG2 conversion data set name.	RACF.1.OUTMSG2_DSNAME=RRSF.NODE1.NODE2.OUTMSG2
<i>stem</i> #.OUTMSG2_EXTENTS	Number of extents that are used by OUTMSG2 conversion data set.	RACF.1.OUTMSG2_EXTENTS=2
<i>stem</i> #.OUTMSG2_RECORDS	Number of records in OUTMSG2 conversion data set. The number of records is dynamic and might change between the time it is read and the time it is used by a REXX program.	RACF.1.OUTMSG2_RECORDS=23
<i>stem</i> #.LAST_INBOUND_DATE	YYYYMMDD of last request that is received from this remote node.	RACF.1.LAST_INBOUND_DATE:20120919
<i>stem</i> #.LAST_INBOUND_TIME	HH:MM:SS time stamp of last request that is received from this node.	RACF.1.LAST_INBOUND_TIME:08:02:24
<i>stem</i> #.LAST_OUTBOUND_DATE	YYYYMMDD of last request that is sent to remote node.	RACF.1.LAST_OUTBOUND_DATE:20120919
<i>stem</i> #.LAST_OUTBOUND_TIME	HH:MM:SS time stamp of last request sent to this node.	RACF.1.LAST_OUTBOUND_TIME:08:02:24
<i>stem</i> #.PARTNER_OS_VERSION	Text representation of partner operating system version from ECVTPSEQ. When the partner is lower than z/OS V2R2, the value is 0 for this field.	RACF.1.PARTNER_OS_VERSION: 01020200 or RACF.1.PARTNER_OS_VERSION: 00000000
<i>stem</i> #.PARTNER_TEMPLATE_RELEASE	Numeric version of partner RACF database template release. Is only set if partner node is running z/OS R13 (with APAR OA38594 applied) or higher.	RACF.1.PARTNER_TEMPLATE_RELEASE:171
<i>stem</i> #.PARTNER_TEMPLATE_APAR	Numeric value of partner RACF database APAR level. Set only if partner is running z/OS R13 (with APAR OA38594 applied) or higher.	RACF.1.PARTNER_TEMPLATE_APAR:20
<i>stem</i> #.PARTNER_PARSE	Partner Dynamic Parse version.	RACF.1.PARTNER_PARSE:HRF7790

Table 289. RRSF extract stem variables (continued)

Variable	Description	Example
Each of the following variables can be used as an index to RACF:# variables (For example, variables that pertain to a specific target definition). When you know the node name (qualified by system name and protocol, where necessary), you can use it as a variable that resolves to the index of that target. Therefore, you can directly access variables that pertain to that target.		
The prefix is added to all of the variable names, if specified.		
<i>LOCALNODE</i>	Index number of the LOCAL node. If using MSN, it is the LOCAL node whose SYSNAME matches the z/OS system name (CVTSNAME).	RACF.LOCALNODE=7 In this example, the local node is the seventh entry. To find the name of the local node: RACF.LOCALNODE.NAME=POKNODE1
<i>nodeName</i>	Index number of the SSN node with this name, corresponding to #. Only one of <i>nodeName</i> or <i>nodeName_sysName</i> is defined. If the node with name <i>nodeName</i> has 2 protocols that are defined, <i>nodeName</i> corresponds to the index of the node that has IS_SECOND_PROTOCOL=0.	To find the prefix of a single system node named NODE5: RACF.NODE5.PREFIX=SYS1.RRSF
<i>nodeName_sysName</i>	Index number of the MSN node with this name and <i>sysname</i> corresponding to #. Either <i>nodeName</i> or <i>nodeName_sysName</i> is defined. If node <i>nodeName_sysName</i> is remote and defined with >1 protocol, <i>nodeName_sysName</i> is set to the index of the primary protocol.	To find the description of the SYS1 system in the multisystem node named NODE1: RACF.NODE1_SYS1.DESCRPTION=MAIN SYSTEM FOR TAMPA MSN
<i>nodeName_protocol</i>	Index number of this SSN node with this name, corresponding to #. Only one of <i>nodeName_protocol</i> or <i>nodeName_sysName_protocol</i> is defined.	To find the IP address of the single system node named SSN1: RACF.SSN1_TCP.TCP_IPADDRESS=1.2.3.4
<i>nodeName_sysName_protocol</i>	Index number of this MSN node with this name and <i>sysname</i> corresponding to #. Only one of <i>nodeName_protocol</i> or <i>nodeName_sysName_protocol</i> is defined.	To find the state of the APPC connection to the system named SYSA in the multisystem node named MSN5: RACF.MSN5_SYSA_APPC.STATE_STRING=OPERATIVE PENDING CONNECTION

Appendix A. ICHEINTY, ICHETEST, and ICHEACTN macros

The ICHEINTY, ICHETEST, and ICHEACTN macros are described in this topic separately from the other interfaces because of their complexity and the cautions required for their use.

Guidelines:

- Use RACROUTE REQUEST=EXTRACT instead of these macros whenever possible. However, only the RACF command processors completely validate the data entering the database. Therefore, it is preferable to use the RACF commands than either ICHEINTY or RACROUTE REQUEST=EXTRACT when updating the database. For more information about RACROUTE REQUEST=EXTRACT, see *z/OS Security Server RACROUTE Macro Reference*.
- In general, always use the RACF commands to create RACF resource profiles. If you use ICHEINTY instead, create profiles that are supported by the command processors. For instance, ICHEINTY allows you to create a fully-qualified generic profile in a general resource class or a data set profile containing characters that are not valid, but those profiles are not supported by the RACF command processors.

You can use the ICHEINTY, ICHETEST, and ICHEACTN macros to locate (retrieve) and update the various profiles on the RACF database.

ICHEINTY

Locates or updates the profile.

ICHETEST

Tests for user-specified conditions on selected fields in the profile.

ICHEACTN

Retrieves or alters specified fields within the retrieved profile.

If you plan on using these macros, you should exercise caution because they:

- Perform only limited parameter validation. The module issuing these macros must be authorized (supervisor state, system key, or APF-authorized).
- Do not pass control to any exit routines except indirectly. If FLDACC=YES was specified on the ICHEINTY macro, the RACROUTE REQUEST=AUTH exits are given control during field access checking.
- Do not do any logging except indirectly. Logging can occur during field access checking if the RACROUTE REQUEST=AUTH request exit requests it.
- Do not complete data consistency checking. For example,
 1. They do not ensure that all fields in a profile have the data expected by subsequent RACF processing.
 2. They do not ensure that related profiles are updated in a consistent manner. For example, a group profile must point to its superior group profile and the superior group must point to the subgroup profile. The command processors would ensure this, but these macros do not.

Note: You should thoroughly familiarize yourself with the template information contained in Appendix D, "RACF database templates," on page 527 before you read this topic.

These macros can be used by callers in either 31- or 24-bit addressing mode. The parameter lists can be located above 16MB if the caller is in 31-bit mode.

Application programs must be structured such that a task requesting RACF services does not do so while other I/O initiated by the task is outstanding. If such I/O is required, the task should either wait for the other I/O to complete before requesting RACF services, or the other I/O should be initiated under a separate task. This is necessary to assure proper processing in recovery situations.

ICHEINTY macro

The ICHEINTY macro provides a direct interface to the RACF database through the RACF manager. Its function is to locate or update a profile in the RACF database.

You can use the ICHEINTY macro with the ICHETEST and ICHEACTN macros to test and conditionally update fields in RACF profiles.

The ICHEINTY macro must be issued from a task running in non-cross-memory mode with no locks held. The issuing task must be authorized (APF-authorized, in system key 0-7, or running in supervisor state).

You can reference only one segment with each ICHEINTY call; however, you can access more than one field in a segment using a single call. If you need to retrieve or update more than one segment, issue a separate ICHEINTY for each segment.

When activated, automatic direction of application update propagates ICHEINTY ADD, ALTER, DELETE, DELETEA, and RENAME updates to selected remote nodes. Only ICHEINTY requests with return code 0 are propagated. ICHEINTY requests larger than approximately 4,700 bytes will fail to propagate. Message code IRR116I with reason code 506 will be saved to the RRSFLIST dataset.

If your installation uses RACF remote sharing facility (RRSF) to propagate password changes to other (target) nodes, you should be aware that attempts to change the password of a *revoked* user on a target node fails. Therefore, if your installation implemented automatic password direction or password synchronization, make sure that each target user ID is *resumed* before changing the password.

The format of the ICHEINTY macro definition is:

```
[label] ICHEINTY [operation]
           [,TYPE='GRP' | 'USR' | 'CON' | 'DS' | 'GEN']
           [,ENTRY=entry-address]
           [,ENTRYX=extended-entry address]
           [,CLASS=class-address]
           [,FLDACC=NO | YES]
           [,RELEASE=number | (,CHECK) | (number,CHECK)]
           [,RUN=YES | NO]
           [,ACEE=acee address]
           [,WKSP=subpool number]
           [,CHAIN=parm-list address]
           [,DATAMAP=OLD | NEW]
           [,SEGMENT='segment name']
           [,VOLUME=volume-address]
           [,ACTIONS=(action-address,...)]
           [,TESTS=(test-addr[, [AND], test-addr]...)]
           [,WKAREA=workarea-address]
           [,NEWNAME=newname-address]
           [,NEWNAMX=extended-newname-address]
```

```
[,RBA=rba-address]
[,FLDEF=fldef-address]
[,OPTIONS=(list-of-options)]
[,SMC=YES | NO]
[,GENERIC=NO | YES | UNCOND]
[,DATEFMT=YYDDDF | YYYYDDDF]
[,MF=I | L | (E,address)]
[,INDEX=ASIS | ONLY | MULTIPLE]
```

operation

Specifies the operation that RACF is to perform on the specified profile. The valid operation values are ADD, ALTER, ALTERI, DELETE, DELETEA, FLDEF, LOCATE, NEXT, NEXTC, and RENAME. This operand is positional and is required if you specify MF=I or MF=L.

Some operations are based on assumptions. If a requested operation violates an assumption, the operation fails.

ADD

Defines entities to RACF by adding profiles to the RACF database. ADD processing does the following:

- Creates a profile for the new entry with fields containing null values. (See “Using ICHEACTN to alter data when the ICHEINTY has DATAMAP=NEW” on page 455 and “Using ICHEACTN to alter data when ICHEINTY has DATAMAP=OLD” on page 458.)
- Alters field values as specified by associated ICHEACTN macro instructions.
- Allocates space for the profile on the RACF database and writes the profile.
- Creates an index entry for the profile. The index entry points to the new profile.

Some considerations regarding ADD are:

- ADD processing assumes that the profile does not already exist. If the profile already exists (the index contains the profile name), any of the following conditions cause a return code of 8 (X'08'):
 - TYPE is not 'DS'
 - TYPE is 'DS' and duplicate data set name creation is prohibited from ICHSECOP.
 - TYPE is 'DS' and one of the existing profiles for the entity name contains in its volume list the volume that is specified by the VOLUME keyword.
- For TYPE='DS', ICHEINTY sets a return code of 60 (X'3C') if VOLUME is not specified and there are multiple profiles for the entity name.
- For TYPE='USR', when automatic direction of application updates and automatic password direction are active, a single ICHEINTY with ACTIONS= that specifies both add user and password information results in the propagation of 2 requests to the target node, one by automatic direction of application updates, the other by automatic password direction. At the target node, these two requests execute using different user IDs and can execute concurrently; this makes the results of the ICHEINTY unpredictable at the target node. The unpredictable results occur for the propagation of any combination of ICHEINTYs (a program with a single ICHEINTY, or multiple ICHEINTYs within the same or different programs) that add a user and specify password information for that user.

Guideline: Use an ADDUSER command or the R-ADMIN function from an application program to define a RACF user under these conditions.

- For TYPE='GEN', you can add the same entity name to any number of different classes. If the class is TAPEVOL, ICHEINTY sets a return code of 60 (X'3C') if a VOLUME is specified but is not an existing TAPEVOL. ICHEINTY creates a profile for a TAPEVOL only when VOLUME is not specified; otherwise, it updates an existing profile. The macro creates an index entry in either case. The result of this special TAPEVOL processing is that RACF maintains only one profile for a multivolume tape. You can refer to that profile by specifying any of the volumes it protects.
- You must supply all the information required by RACF for subsequent processing: for example, owner, creation date.
- In general, use the RACF command processors to create RACF resource profiles. If you use ICHEINTY instead, create profiles that are supported by the command processors. For instance, ICHEINTY allows you to create a fully-qualified generic profile in a general resource class and a data set profile containing characters that are not valid, but those profiles are not supported by the RACF command processors.

ALTER

Alters field values in an existing profile on the RACF database. ALTER processing:

- Locates the profile on the RACF database.
- Performs the tests that the ICHETEST macros specify, if any macros are present. The TESTS operand on the ICHEINTY macro names the tests to be performed.
- Alters field values as specified by associated ICHEACTN macro instructions.
- Writes the profile back to the primary and backup (if active) RACF databases.

Some considerations regarding ALTER are:

- If the profile is too large to be rewritten to the same location in the RACF database, RACF allocates new space, writes the profile to the new location, and updates the index entry for the profile to point to the new location.
- Do not use ICHEINTY to ALTER (or ALTERI) repeat group count fields. These fields are updated automatically whenever a repeat group changes its size. Repeat group count fields can be read.

ALTERI

Similar to the ALTER operation with the following exceptions:

- Fields are updated in place. ICHEINTY sets a return code of 68 (X'44') and fails the operation if the altered profile has a length that differs from the original profile.
- The update to the field occurs with only a shared lock on the RACF database. Therefore, other ALTERI, LOCATE, NEXT, or NEXTC requests can take place simultaneously.
- You can specify the RBA of the level one index block, containing the pointer to the profile to be altered. This improves processing efficiency.
- ALTERI processing writes the profile back to the primary RACF database only; it does not write to the backup, unless you otherwise specified in the data set name table (ICHRDSNT). RACF uses ALTERI to update statistical information in profiles. ALTERI should only be used

with fields that are marked in the template as statistical. For more information about the RACF database templates, see Appendix D, “RACF database templates,” on page 527.

DELETE

Deletes a profile from the RACF database. DELETE processing:

- Deletes the index entry for the entity.
- Frees space that is used for the profile on the RACF database.

Some considerations regarding DELETE are:

- You cannot specify the ACTIONS operand with the DELETE operation.
- For TYPE='DS', ICHEINTY sets a return code of 60 (X'3C') if you specified VOLUME and a profile containing the specified volume in its VOLSER list was not found. ICHEINTY sets a return code of 56 (X'38') if you do not specify VOLUME and there are multiple profiles for the entity name.
- ICHEINTY deletes the profile for a TAPEVOL only when the volume being deleted is the last in its set. Otherwise, the macro deletes the index entry and removes the volume from the VOLSER list.

DELETEA

Deletes all the members of a TAPEVOL set from the RACF database. It is similar to the DELETE operation with the following exception:

- If you specify 'TYPE=GEN' and the class is TAPEVOL, ICHEINTY deletes the profile along with the index entry for each volume in the set.

FLDEF

Builds the area that the FLDEF operand uses. The area contains control information and the list that is generated by the TESTS and ACTIONS operands.

Some assumptions and considerations regarding FLDEF are:

- FLDEF creates a separate area for ICHEACTN and ICHETEST pointers, which can be referenced from one or more ICHEINTY macros.
- You can maintain the field definition area with the MF=E form of ICHEINTY FLDEF.
- When referencing the field definition area from a remote ICHEINTY, specify FLDEF=field-definition-area, and do *not* specify any of the ACTION, FLDEF, TESTC, and TESTM options on the OPTIONS keyword.

LOCATE

Retrieves zero or more fields from an existing RACF profile in the RACF database. LOCATE processing:

- Locates the profile in the RACF database.
- Performs the tests that the ICHETEST macros specify, if any macros are present. The TESTS operand on the ICHEINTY macro names the tests to be performed.
- Retrieves field values as specified by associated ICHEACTN macro instructions into the caller-specified work area.

Some assumptions and considerations regarding LOCATE are:

- ICHEINTY sets a return code of 44 (X'2C') if the values being returned are too large for the work area that is provided and you did not specify the WKSP operand, which would have provided you with an additional work area.

ICHEINTY macro

- For TYPE='DS', ICHEINTY set a return code of 60 (X'3C') if you specify VOLUME and one or more profiles were found for the data set name but none contained the specified volume name in its VOLSER list. ICHEINTY sets a return code of 56 (X'38') if you do not specify VOLUME and there are multiple profiles for the entity name.
- ICHEINTY sets a return code of 52 (X'34') if an ICHETEST macro specified by the TESTS operand failed. The LOCATE operation terminates at this point.

NEXT

Retrieves zero or more fields from the profile whose name follows the name specified by the ENTRY or ENTRYX operand. The NEXT operation updates the area pointed to by the ENTRY or ENTRYX operand with the name of the profile just completed. NEXT processing:

- Locates the profile of the first entity of the specified type that follows the specified entity in the RACF database.
- Performs the tests that the ICHETEST macros specify, if any macros are present. The TESTS operand on the ICHEINTY macro names the tests to be performed.
- Retrieves field values as specified by associated ICHEACTN macro instructions into the caller specified work area.

Some considerations regarding NEXT are:

- If the entity retrieved has the same name as the entity that follows it in the RACF database, ICHEINTY sets the duplicate data set name count. The count becomes 2 if it was zero on entry; otherwise, the count increases by one. The count is zero if the entity is not a duplicate of the one that follows it.
- ICHEINTY sets a return code of 44 (X'2C') if the values being returned do not fit into the provided work area, unless you specified WKSP which would provide you with an additional work area.
- For qualified types (data set, general, and connect), the located entity must have the same high-level qualifier as the specified entity. Otherwise, the macro sets a return code of 12 (X'0C').
- For data set profiles, the qualifier includes the first period in the name.
- For TYPE='DS', if the duplicate data set name count in the work area is not zero, ICHEINTY locates the specified data set name. (That is, if the duplicate data set count equals N, then the macro locates the Nth occurrence of the specified name. If there are less than N occurrences of the specified name, the same process occurs as when the duplicate data set count is zero; ICHEINTY locates the profile of the first entity of the specified type that follows the specified entity in the RACF data set.) If you want to locate the first DATASET profile with a name greater than or equal to the name specified by ENTRY= or ENTRYX, you can do so by setting the duplicate data set name count to one.
- If an ICHETEST macro specified in the TESTS operand failed, ICHEINTY sets a return code of 52 (X'34') and the NEXT operation terminates.
- If you specify a segment other than BASE on this ICHEINTY, or on any ICHEINTY in a chain, the RACF manager skips any profiles that do not contain an occurrence of the segment. Normal processing (TESTS on ICHEINTY, ICHEACTN) resumes with the next profile containing the segment. This simplifies the process of finding users who are defined to TSO, for example.

NEXTC

is similar to the NEXT operation with the following exception:

- For qualified types (data set, general, and connect), ICHEINTY does not make the high-level qualifier check. For unqualified types (group and user), NEXTC processing is identical to NEXT processing. The qualifier for a general profile is the 8-character class name.

Guideline: Do not use NEXTC with general resource classes, because it might have unpredictable results. When you reach the end of the profiles for the class that you specified with the CLASS keyword, ICHEINTY retrieves the first profile for the next general resource class that has profiles. However, you have no way of determining what class that profile belongs to, and in some cases you might not even know that ICHEINTY switched to a new class.

RENAME

renames a data set, SFS file, or SFS directory entry in the RACF database.

You must specify the NEWNAME or NEWNAMX operand.

When renaming resources in the FILE and DIRECTRY class, use ENTRYX and NEWNAMX.

TYPE= 'GRP' | 'USR' | 'CON' | 'DS' | 'GEN'

Specifies the type of the entry as GROUP ('GRP'), USER ('USR'), CONNECT ('CON'), DATASET ('DS'), or general resource ('GEN').

The final parameter list the SVC uses as a request to the RACF manager must include a value for TYPE.

ENTRY= entry-address

Specifies the address of a 1-byte entry name length field followed by the entry name. The NEXT and NEXTC operations update this field. When using NEXT or NEXTC you should initialize the field in this way. To initialize the entry field, point to a field that has a length of 1 and a field of X'00'. The area that is pointed to must allow for 255 bytes of data to be returned.

The final parameter list the SVC uses as a request to the RACF manager must include a value for ENTRY or ENTRYX.

ENTRYX= extended-entry-address

Specifies the extended entry name field for long name support. You must specify the address of *two* 2-byte fields, followed by the entry name.

- The first 2-byte field specifies a buffer length which can be from 0 to 255 bytes. This length field only refers to the length of the buffer that contains the entity name; it does not include the length of either length field.
- The second 2-byte field specifies the actual length of the entity name. This length field includes only the length of the actual name without any trailing blanks; it does not include the length of either length field.

As with ENTRY, the NEXT and NEXTC operations update this field. The area that is pointed to must allow for a name which is of maximum entry length. ENTRY and ENTRYX are mutually exclusive keywords.

Guideline: Use the ENTRYX keyword to save storage, because it allows you to code to the specific amount of space that you need.

The final parameter list the SVC uses as a request to the RACF manager must include a value for ENTRY or ENTRYX. To use the ENTRYX keyword, you must specify RELEASE=1.9.

CLASS= class-address

ICHEINTY macro

Specifies the address of an 8-character class name (left-justified and blank-padded, if necessary.) The class name is required when TYPE='GEN' and is ignored for all other types.

FLDACC= NO | YES

Specifies the presence or absence of field level access checking. If you specify FLDACC=YES, the RACF database manager checks to see that the user running your program has the authority to retrieve or modify the fields that have been specified in the ICHETEST and ICHEACTN macros associated with the current ICHEINTY macro.

Notes:

1. For field level access checking to occur, you must specify RELEASE=1.8 or later when you code the ICHEINTY and associated ICHETEST and ICHEACTN macros. RACF bypasses field access checking for any ICHETEST or ICHEACTN macro for which RELEASE=1.8 or later has not been specified. In addition, before your program executes, the security administrator must activate the FIELD class and process the FIELD class using SETROPTS RACLIST. If you code FLDACC=YES and the field class is not active and has not been processed using SETROPTS RACLIST, the request fails with a return code of 60.
2. In addition, the security administrator must issue the RDEFINE and PERMIT commands to designate those users who have the authority to access the fields designated in the ICHETEST and ICHEACTN macros.
3. If you specify FLDACC=NO or omit the parameter, the manager does not perform field level access checking.
4. If you specify FLDACC=YES for the ADD, ALTER, or LOCATE operation with segment name CSDATA and field name CSCDATA or CSKEY, the data associated with the CSKEY field (if present in the ICHEINTY parameter list) is used instead of the template name for field level access checking. This allows field level access checking to use the FIELD profile *USER.CSDATA.custom-field-name* or *GROUP.CSDATA.custom-field-name* for authorization, similar to the authorization that occurs for the RACF commands.

RELEASE=number

RELEASE=(, CHECK)

RELEASE=(number, CHECK)

Specifies the release number. The release numbers that you can specify with the ICHEINTY macro are 77A0, 7790, 7780, 7770, 7760, 7750, 7740, 7730, 7720, 7709, 7708, 7707, 7706, 7705, 7703, 2608, 2.6, 2.4, 2.3, 2.2, 2.1, 1.9.2, 1.9, 1.8.1, 1.8, or 1.7.

When you specify 1.8 or later, the RACF manager returns data using the 1.8 user work area format (documented in the sections "Using ICHEACTN to retrieve data when ICHEINTY has DATAMAP=NEW" on page 452 and "Using ICHEACTN to retrieve data when the ICHEINTY has DATAMAP=OLD" on page 456). In effect, DATAMAP defaults to DATAMAP=NEW if you specify RELEASE=1.8 or later and omit DATAMAP.

If you specify RELEASE=1.7, or allow the release parameter to default to 1.7, the RACF manager returns data using the 1.7 user work area format. In this case, DATAMAP defaults to DATAMAP=OLD if you omit it.

If you want to use 1.8 parameters, and the 1.7 user work area format, you must specify RELEASE=1.8 or later and DATAMAP=OLD.

To use the 1.8 parameters, you must specify RELEASE=1.8 or later. If you

specify RELEASE=1.8 or later the ICHEINTY parameter list must be in modifiable storage.
The default is RELEASE=1.7.

Table 290. ICHEINTY parameters

Parameter	RELEASE=1.7 and earlier	RELEASE=1.8 or later
ACEE		X
ACTIONS	X	X
CHAIN		X
CLASS	X	X
DATAMAP		X
ENTRY	X	X
FLDACC		X
FLDEF	X	X
GENERIC	X	X
INDEX		X
MF	X	X
NEWNAME	X	X
OPTIONS	X	X
RBA	X	X
RELEASE	X	X
RUN		X
SEGMENT		X
SMC	X	X
TESTS	X	X
TYPE	X	X
VOLUME	X	X
WKAREA	X	X
WKSP		X

RUN= YES | NO

Specifies whether to activate or deactivate the parameter list. If you specify RUN=NO, the RACF manager ignores the request designated by this ICHEINTY macro although it processes the CHAIN parameter. If you specify RUN=YES, RACF processes this request and also processes the CHAIN parameter. Thus you can use the RUN parameter to deactivate or activate one or more ICHEINTY parameter lists without having to rearrange the chaining.

ACEE= acee-address

Specifies an ACEE that RACF uses to perform field authorization checking. If you specify FLDACC=YES, but omit ACEE, the RACF manager uses the appropriate ACEE pointed to either by the TCB or the ASXB.

WKSP= subpool-number

Specifies the number of a storage subpool. If the area specified by the WKAREA parameter is too small to contain the field data that is retrieved from LOCATE, NEXT, or NEXTC operation, the RACF manager obtains an additional work area from this subpool in the callers key. The RACF manager

ICHEINTY macro

returns the address of the work area in the fullword at offset 60 (X'3C') in the ICHEINTY parameter list. If additional storage is not needed, the RACF manager sets the fullword to zero. It is your responsibility to free any returned work area; its subpool number is stored in the one-byte field at offset 29 (X'1D') in the parameter list, its address in the fullword at offset 60 (X'3C') in the ICHEINTY parameter list and its size in the first fullword of the work area itself.

Notes:

1. Even if you specify WKSP, you must still provide a work area at least 30 bytes long using the WKAREA operand.
2. If the RACF manager is unable to obtain a large enough work area, an "out-of-storage" abend occurs.
3. WKSP does not apply for ICHEINTY requests with INDEX=MULTIPLE.

Guidelines:

- Simplify your coding by specifying WKSP and you can avoid processing a return code of 44 (X'2C').
- Carefully select a subpool because MVS processes certain subpools differently. In particular, your results might be unpredictable if you specify subpool 0, subpool 250, or any subpool, such as 227–231 or 241, that is documented in *z/OS MVS Programming: Assembler Services Guide* as having a storage key of USER.

CHAIN= parm-list address

Specifies a parameter list that another ICHEINTY macro created. This chained parameter list executes after the current one within the same manager invocation. If several ICHEINTY requests pertain to the same profile, you can use CHAIN to string the requests together. This chaining improves performance because the RACF manager retrieves the profile only once for the entire chain. Each ICHEINTY parameter list in the chain must contain the same values for the following parameters: ACEE, CLASS, ENTRY or ENTRYX, GENERIC, RBA, SMC, TYPE, and VOLUME.

Notes:

1. Because there are no connect profiles in the database, chained ICHEINTY requests do not work as anticipated. Therefore, if you chain two ICHEINTY requests with TYPE=CON, the second ICHEINTY is ignored.
2. You cannot specify NEWNAME for any request in the chain.
3. When you chain ICHEINTY macros together, they must obey the following rules:
 - The first ICHEINTY in the chain must be a LOCATE, NEXT/NEXTC, ALTER/ALTERI, ADD, or a DELETE with SEGMENT specified.
 - The remaining ICHEINTY macros in the chain must be:
 - LOCATE, if the first was LOCATE
 - NEXT/NEXTC, if the first was NEXT or NEXTC
 - ALTERI, if the first was ALTERI
 - ALTER, if the first was ALTER, DELETE, or ADD
 - DELETE, with SEGMENT, if the first was ALTER or DELETE
 - The RACF manager return code is set to the highest return code of any of the individual ICHEINTY macros that have been chained together.

- For chained ICHEINTY parameter lists, within the bounds of any one chain of ICHEINTYs, an alias field (indicated by the alias bit in the fields template definition) can be referenced, either directly or indirectly (for example, delete of a segment containing a defined alias field, or delete of a profile with a segment containing a defined alias field) multiple times. If there are multiple references, there can be tests on any of these references except for the last reference. If a parameter list chain does not meet this requirement, return code 36 (X'24') reason code 11 (X'B') is returned.

If an FLDEF test is specified for a delete or alter ICHEINTY whose last action on a specific alias field lacks a test, then unless there is an ICHEINTY parameter list earlier in the chain that also references the same alias field, the FLDEF test does not count as a test on the last alias reference. This is because if the FLDEF test on the ICHEINTY fails, none of the actions in the ICHEINTY parameter list is executed.

DATAMAP= OLD | NEW (default depends on RELEASE)

DATAMAP determines the format of the work area returned for a LOCATE, NEXT, or NEXTC operation and the format of the data you provide when you issue an ICHEINTY request to update the database. You can specify the DATAMAP parameter in several different combinations to tailor it to your system:

- If you specify RELEASE=1.7 or allow RELEASE= to default to 1.7, you need not specify DATAMAP. It defaults to OLD, meaning the 1.7 format.

Note: You cannot specify DATAMAP=NEW if you specify RELEASE=1.7 or default to it.

- If you specify RELEASE=1.8 or later, and allow DATAMAP to default, it defaults to NEW, meaning the 1.8 format.
- If you specify RELEASE=1.8 or later, and want to use the 1.7 user work area format, you must specify DATAMAP=OLD for the data to be retrieved in the 1.7 format.

Note: Releases before 1.7 are in the 1.7 format.

SEGMENT= 'segment name'

Specifies that this request is to apply to a specific segment in the profile. If you do not specify a specific segment, the default is the BASE segment. If you specify a segment other than the BASE segment, the operation cannot be ADD, DELETEA, or RENAME. If you specify a segment, the DELETE operation deletes only that segment. If you do not specify a segment, the DELETE operation deletes the entire profile. If you specify a segment, the ALTER operation alters only that segment. If you do not specify a segment, the ALTER operation updates the BASE segment. See Appendix D, "RACF database templates," on page 527 for a list of valid segment names.

VOLUME= volume-address

Specifies the address of a 6-character volume identifier. When TYPE='DS', the volume identifier differentiates among data sets with the same name. When the operation is ADD, TYPE='GEN', and the class is TAPEVOL, the volume identifier specifies the name of an existing tape volume set to which the current entry is to be added. In all other cases, ICHEINTY ignores the volume identifier.

ACTIONS= (action-address,.....)

ICHEINTY macro

Specifies the address of one or more ICHEACTN macros that determine which profile fields the RACF manager is to retrieve or update. For a description of the ICHEACTN macro, see "ICHEACTN macro" on page 448. You can specify up to 255 actions.

Note: If you specify ACTION on the execute form of the ICHEINTY macro, the number of actions you specify should agree with the number of actions you have specified on the list form of the macro (or the FLDEF list, if you use that instead). If the numbers do not match, you must specify the OPTION keyword on the execute form to update the counts, using the appropriate ACTION operands.

TESTS= (test-addr[, [AND], test-addr]...)

Allows some preliminary testing on selected conditions before the execution of the operation specified by the ICHEINTY macro. You must specify an odd number of items (including the connector 'AND'). Each address must be the address of a list that is built by the ICHETEST macro. See "ICHETEST macro" on page 445.

Note: If you specify TEST on the execute form of the ICHEINTY macro, the number of tests you specify should agree with the number of tests you have specified on the list form of the macro (or the FLDEF list, if you use that instead). If the numbers do not match, you must specify the OPTION keyword on the execute form to update the counts, using the appropriate TESTC or TESTM operands.

WKAREA= wkarea-address

Specifies the address of the area into which the retrieved values are to be placed. This operand is valid and required only for the LOCATE, NEXT, and NEXTC operations. The work area must be at least 30 bytes long. When you specify INDEX=MULTIPLE, the work area must be at least 4K long. See Table 292 for the format of the work area for INDEX=MULTIPLE. For a related operand, see the description of WKSP.

Table 291. Format for the ICHEINTY work area when INDEX=MULTIPLE is not specified

Offset (hex)	Length	Description
0	4	Length of entire work area
4	6	RBA return area
A	1	Flags
B	1	Reserved
C	4	Duplicate data set name count
10	8	Reserved
18	4	Length of data returned into work area
1C	variable	Field value return area

Table 292. Format for the ICHEINTY work area when INDEX=MULTIPLE is specified

Offset (hex)	Length	Description
0	4	Length of entire work area
4	20	Reserved

Table 292. Format for the ICHEINTY work area when INDEX=MULTIPLE is specified (continued)

Offset (hex)	Length	Description						
18	4	Length of data returned into work area						
1C	2	Number of returned profile names						
1E	1	Flag: <table border="1" data-bbox="803 441 1234 514"> <thead> <tr> <th>Bit</th> <th>Meaning</th> </tr> </thead> <tbody> <tr> <td>1</td> <td>No more profiles after this set.</td> </tr> </tbody> </table>	Bit	Meaning	1	No more profiles after this set.		
Bit	Meaning							
1	No more profiles after this set.							
1F	1	Reserved						
20	variable	Start of list of returned profile names. Format of returned profile name: <table border="1" data-bbox="803 630 1153 745"> <thead> <tr> <th>Length</th> <th>Description</th> </tr> </thead> <tbody> <tr> <td>1</td> <td>Length of profile name</td> </tr> <tr> <td>variable</td> <td>Profile name</td> </tr> </tbody> </table>	Length	Description	1	Length of profile name	variable	Profile name
Length	Description							
1	Length of profile name							
variable	Profile name							

NEWNAME= newname-address

Specifies the address of the new name to be assigned to the entity named by the ENTRY operand. The name must be left-justified and followed by at least one blank.

Whereas ENTRY is a 1-byte length field followed by a name, NEWNAME specifies an entry name that is *not* preceded by a 1-byte length field. This operand is valid only for the RENAME operation.

When renaming resources in the FILE and DIRECTORY class, use ENTRYX and NEWNAMX. If NEWNAME is used, the name must be 39 characters long or less.

NEWNAMX= extended-newname-address

Specifies the address of the new name to be assigned to the entity in the ENTRYX keyword. The format of the new name is the same as that of the ENTRYX keyword.

- The first 2-byte field specifies a buffer length that can be from 0 to 255 bytes. This length field refers only to the length of the buffer that contains the entity name; it does not include the length of either length field.
- The second 2-byte field specifies the actual length of the entity name. This length field includes only the length of the actual name without any trailing blanks; it does not include the length of either length field.

NEWNAMX and NEWNAME are mutually exclusive parameters, as are NEWNAMX and WKAREA. The NEWNAMX keyword is valid only for the RENAME operation. To use NEWNAMX, you must specify RELEASE=1.9 or later.

RBA= RBA-address

Specifies the address of a 6-byte relative byte area (RBA) of a level one index that points to the profile to be altered. This keyword is valid only for an ALTERI request. RBA should specify the value returned by a previous LOCATE operation.

FLDEF= fldef-address

Specifies a remote list of ACTION/TEST pointers set up by an ICHEINTY with the FLDEF operation.

ICHEINTY macro

OPTIONS= (list-of-options)

Provides more direct control of the code generated by the EXECUTE form of the macro. This operand is valid only with the EXECUTE form of the macro. Specify one or more of the following options, separated by a comma:

NOPRO

Does not generate any prologue code; that is, the instructions that set the type of request, such as ADD, by updating the first two bytes of the parameter list, are not generated.

FLDEF

Generates the FLDEF pointer relocation code to point to the list of ACTION and TEST pointers in the ICHEINTY macro expansion.

ACTION

Generates code to set the number of ACTIONS that are to be performed.

TESTC

Generates code to set the number of TESTs that are to be performed.

TESTM

Generates code to set both actual and maximum number of TESTs.

NOEXEC

Does not generate the SVC instruction to invoke the RACF manager. This subfield is useful with the EXECUTE form of the macro to allow partial setup of the parameter list.

SMC= YES | NO

Controls the 'set-must-complete' operation mode of the RACF manager. YES is the default mode of operation.

Note: If an ICHEINTY request is propagated by automatic direction of application updates, the SMC=NO keyword is not propagated. The ICHEINTY request always runs as SMC=YES on the target node.

GENERIC= NO | YES | UNCOND

Informs the RACF manager whether the given entity name is a generic name.

NO Never generic.

The RACF manager does not attempt to convert the name specified by the ENTRY operand from external to internal form. GENERIC=NO is the default.

YES Can be generic.

The RACF manager attempts to convert the name specified by the ENTRY operand from external to internal form. The RACF manager does the conversion only if the entity name contains a generic character (an * or %). If the entity name does not contain a generic character, processing continues without any conversion.

UNCOND

Always generic.

The RACF manager unconditionally converts the name specified by the ENTRY operand from external to internal form.

For RENAME, the same process applies also to the NEWNAME operand.

DATEFMT= YYYYDDDF | YYDDDF

Specifies the format of the date that you want to extract or replace.

If you specify DATEFMT=YYYYDDDF with a LOCATE, NEXT, or NEXTC operation, RACF retrieves date fields in the format *ccyydddF*, where *cc*=19 or *cc*=20. If an ADD, ALTER, or ALTERI operation is specified, RACF accepts dates in the format *ccyydddF*, where *cc*=19 or *cc*=20, unless the data being retrieved is in an uninitialized state in the RACF database, in which case 0000000F or FFFFFFFF is returned. When accepting a date as input to place into the database, RACF validates that *cc* is 19 or 20 and that:

- For *cc*=19, 70 < *yy* <= 99
- For *cc*=20, 00 <= *yy* <= 70

If you specify DATEFMT=YYDDDF, RACF retrieves and accepts dates in the three-byte format.

To specify the DATEFMT keyword, you must specify Release=1.9.2 or a later release number.

DATEFMT=YYDDDF is the default.

MF= I | L | (E, address)

Specifies the form of the macro as either INLINE, LIST, or EXECUTE.

The INLINE form generates code to branch around the parameter list. In the MF=I form, the label names the instruction preceding the parameter list. MF=I is the default.

The LIST form reserves and initializes storage.

The EXECUTE form modifies a list that is defined elsewhere. If you use the EXECUTE form, you must specify the address of the list to be modified. The address can be an A-type address or register (2 through 12).

INDEX= ASIS | ONLY | MULTIPLE

Specifies how RACF processes the generic profile names in the index blocks of the RACF database.

The INDEX option is supported only for NEXT requests. Do not specify INDEX with GENERIC=NO or with TYPE values other than GEN or DS.

ASIS

Specifies normal RACF processing. This is the default value.

ONLY

Specifies that RACF should return the name of the next generic profile with the same HLQ, or the next generic profile for the same class, but should not return the content of any profile.

MULTIPLE

Specifies that RACF should return more than one generic profile name. RACF returns the name of the next generic profile with the same HLQ or the next generic profile for the same class, and the names of subsequent generic profiles in the same level 1 index block with the same HLQ or class name.

With INDEX=MULTIPLE, you must specify WKAREA to supply a work area that is at least 4K in length to hold the returned profile names. See Table 292 on page 438 for the work area format.

Note: RACF places the last returned name in the ENTRY or ENTRYX field, as it normally does for NEXT operations.

Return codes from the ICHEINTY macro

If you did not specify RELEASE=1.8 or later, Register 15 contains the ICHEINTY return code and Register 0 contains the reason code. If you specified RELEASE=1.8 or later, Register 15 contains the highest return code from any of the ICHEINTY macros; Register 0 contains the corresponding reason code. The return code for each ICHEINTY macro appears in the fullword at offset 52(X'34') in each ICHEINTY parameter list; the corresponding reason code appears in the fullword at offset 56(X'38').

Hex (Dec)

Description

- 0 (0) The requested operation was successful.
- 4 (4) If the reason code is 0, a recovery environment could not be established; if the reason code is 4, an invalid function code was specified. (Valid functions are RACLIST, RACXTRT, and ICHEINTY. The parameter list was not valid for any of those functions.)
- 8 (8) An attempt was made to add an entry to the RACF database but an identical entry already exists.
- C (12) For requests other than NEXT or NEXTC, the specified entry did not exist. For NEXT or NEXTC requests, no subsequent entries satisfied the request.
- 10 (16) Reserved for IBM's use.
- 14 (20) The RACF database did not contain enough space to satisfy the request.
- 18 (24) An I/O error occurred while accessing the RACF database.
- 1C (28) RACF was not active at the time of the request.
- 20 (32) The request type requires a user work area but the area was not provided (the address in the parameter list was 0) or for a RENAME, NEWNAME, or NEWNAMX were not supplied.
- 24 (36) The input parameter list or the associated ACTION and TEST blocks contain an error. When this code is returned, the possible reason codes are:

Hex (Dec)

Explanation

- 1 (1) The entry name or new name is not valid.
- 2 (2) Action specified with DELETE or DELETEA.
- 3 (3) An action or test specified for an undefined field.
- 4 (4) Test specified with RENAME.
- 5 (5) Reserved for IBM's use.
- 6 (6) Reserved for IBM's use.
- 7 (7) Incorrect entry type.
- 8 (8) GROUP=YES specified for an ICHEACTN, but the data length given was too long for the associated data. This reason code can occur with DATAMAP=OLD.
- 9 (9) GROUP=YES specified for an ICHEACTN, but the data length given was too short for the associated data.

- A (10)** Chained ICHEINTY macros have inconsistent parameters: (CLASS, ENTRY, ENTRYX, GENERIC, RBA, SMC, TYPE, or VOLUME).
- B (11)** Chained ICHEINTY macros have inconsistent request types (operations).
- C (12)** All ICHEINTY macros specified RUN=NO.
- D (13)** Operation not allowed with SEGMENT keyword.
- E (14)** Incorrect field specified for GROUP=YES, must be a repeat group count field.
- F (15)** More than 1000 ICHEINTY macros present in the chain.
- 10 (16)** Specified SEGMENT name not allowed for the specified profile type.
- 11 (17)** GROUP=YES specified for an ICHEACTN but the data length given was too long for the associated data. This reason code can occur with DATAMAP=NEW.
- 12 (18)** Data byte specified on ICHEACTN exceeded the length of the specified fixed-length field.
- 13 (19)** Inconsistency between action data length and repeat group fields. GROUP=YES data is too short.
- 14 (20)** Invalid ENTRYX. Current length is greater than 44 and either the primary or the backup database is not in the restructured database format.
- 15 (21)** Invalid NEWNAMX. Current length is greater than 44 and either the primary or the backup database is not in the restructured database format.
- 16 (22)** Data length specified on the ICHEACTN macro was less than zero and FLDATA=DEL or FLDATA=COUNT were not specified.
- 17 (23)** Reserved for IBM's use.
- 18 (24)** Reserved for IBM's use.
- 19 (25)** Number of tests is greater than 254.
- 1A (26)**
Invalid date supplied on an ICHEACTN when DATEFMT=YYYYDDDF is specified. Date must have a length of 4 bytes and be in the form CCYYDDDF where CC=19, 70 < YY <= 99 and CC=20, 00 <= YY <= 70.
- 1B (27)**
Repeat count cannot be updated when GROUP=NO is specified.
- 1C (28)**
Alias locate requested but database is stage 0 or 1.
- 1D (29)**
Invalid alias locate IPL.
- 1E (30)**
Alias locate requested for a non-alias field.
- 1F (31)**
Base pointer for test is 0 on an alias locate request.

ICHEINTY macro

- 20 (32) Alias name length is 0 or greater than 252 on an add, alter, or delete request.
- 21 (33) INDEX=MULTIPLE was specified but the work area (WKAREA) is not 4K or longer.
- 28 (40) The maximum profile size (65 535 bytes) has been reached; the profile cannot be expanded.
- 2C (44)
The user-supplied work area was not large enough to hold all the data returned. The work area is filled with data up to, but not including, the first field that did not fit. If WKSP was specified, the manager obtains a new work area, retrieves the data, and sets the return code to 0.
- 30 (48) The user-supplied work area was smaller than the minimum amount required (30 bytes).
- 34 (52) A test condition specified in the TESTS keyword of the ICHEINTY macro was not met; further processing was suppressed.
- 38 (56) You requested an operation on a DATASET type entry that has multiple RACF definitions, but you did not specify a VOLUME to single out a specific entry.
- 3C (60)
For DATASET type entries, you specified a VOLUME that did not exist in the volume list of any entry with the specified name. For TAPEVOL class entries, a request tried to add a new TAPEVOL to a nonexistent tape volume set.
- 40 (64) You attempted to delete one of the entries supplied by IBM (such as SYS1 or IBMUSER) from the RACF database.
- 44 (68) An ALTERI request attempted to change the size of the profile being updated.
- 48 (72) A request to add an entry to the RACF database would have caused the RACF index to increase to a depth that RACF does not support. The maximum depth is 10 levels.
- 4C (76)
ICHEINTY encountered an invalid index block or read a non-index block when it expected an index block.
- 50 (80) An attempt was made to update one of the following (by a request other than ALTERI):
- The RACF database that has been locked by a RACF utility.
 - The RACF database from a system that is in read-only mode (in a RACF sysplex data sharing environment).
- 54 (84) Reserved for IBM's use.
- 58 (88) At least one (but not all) ICHEACTN macros for information retrieval failed to be executed because of a profile field access violation.
- 5C (92)
All ICHEACTN macros for information retrieval failed to be executed because of a profile field access violation.
- 60 (96) An ICHEACTN macro attempted to alter a field and failed because of a profile field access violation. All ICHEACTN macros for the ICHEINTY

were suppressed. For FLDACC entries, the field class may not be active and processed by SETROPTS RACLIST.

64 (100)

The RELEASE keyword on the eForm ICHEINTY specified a release of 1.8 or later and CHECK, but the L-form did not specify a release of 1.8 or later.

68 (104)

The requested profile on the database contains erroneous data. A reason code is returned as follows:

- 1 The profile is physically too short to contain the data implied by variable field lengths or repeat group count fields.

6C (108)

The RACF manager has been invoked recursively, and an exclusive reserve/enqueue is required. However, a shared reserve/enqueue is already held.

70 (112)

The RACF manager received an unexpected return code from a reserve/enqueue. The reserve/enqueue return code is passed back in register 0.

74 (116)

The maximum length of extended entry of ICHEINTY parameter list is not enough to contain a found profile name.

78 (120)

Reserved (used internal to RACF).

7C (124)

Reserved (used internal to RACF).

80 (128)

This is a data sharing mode return code. A coupling facility function had a problem with the ICB.

84 (132)

A request to expand an alias index entry beyond its maximum size has been denied.

88 (136)

Internal error during encryption of a field.

ICHETEST macro

The ICHETEST macro tests for user-specified conditions on selected data in a RACF profile. You can use the ICHETEST macro with the ICHEINTY and ICHEACTN macros to ensure that a specific requirement is met before processing of the ICHEINTY or ICHEACTN macro occurs. Failure to meet the requirements that are specified on the ICHETEST macro causes further processing of the associated ICHEINTY or ICHEACTN macro to be suppressed.

The ICHETEST macro must be issued from a task running in non-cross-memory mode with no locks held. The issuing task must be authorized (APF-authorized, in system key 0-7, or running in supervisor state).

The format of the ICHETEST macro is:

ICHETEST macro

```
[label] ICHETEST FIELD=field-name | address
        ,FLDATA=(length,address)
        [,COND=EQ | NE | GT | LT | GE | LE | ONES | ZEROS | MIXED]
        [,ENCRYPT=TEMPLATE | YES | NO]
        [,MF=L | (E,address) | I]
        [,RELEASE=number | (,CHECK) | (number,CHECK)]
```

FIELD= field-name | address

Specifies the field-name in the RACF profile whose value is to be tested.

If you use the LIST form of the macro, specify the name of the field. The name must be from 1 to 8 characters long, not enclosed in quotation marks, and defined in the RACF template. In addition, the field cannot be a combination field name (such as ACL in the group profile). Note, however, that a combination field that specifies only one associated field is allowable. Such a combination field is called an alias field such as OWNER in the GROUP profile.

If you use the EXECUTE or INLINE form of the macro, specify the address of the field name to be tested. The address can be an A-type address or register (2 through 12). For EXECUTE and INLINE, you can also specify the field name as a constant (for example, 'OWNER').

FLDATA= (length,address)

Specifies the data to be tested against.

The length must be greater than zero and less than or equal to the length of field-name in the FIELD operand, or the test fails. For fixed length fields, you can specify a length that is less than the actual length of the field in the profile. For flag fields, the length specified is ignored and a 1-byte length is assumed. For variable-length fields, if the length is not equal to the field length in the profile, the test fails unless COND=NE is specified. Also, for variable-length fields the field data must not contain a length byte.

COND= EQ | NE | GT | LT | GE | LE | ONES | ZEROS | MIXED

Specifies the relationship that must exist between the FLDATA and FIELD values to satisfy the test. For example, COND=GE specifies that the value of FLDATA must be equal to or greater than the value of FIELD.

EQ, NE, GT, LT, GE, and LE are valid only for fixed length or variable-length fields. They are not valid for flag fields.

ONES, ZEROS, and MIXED are valid only for flag fields.

If you omit this operand, COND=EQ is the default. An explanation of ONES, ZEROS, and MIXED follows:

ONES If the 1 bits exist in the FIELD value base where the 1 bits exist in the FLDATA value, the test is successful.

ZEROS

If the 0 bits exist in the FIELD value where the 1 bits exist in the FLDATA value, the test is successful.

MIXED

If both 0 bits and 1 bits exist in the FIELD value where 1 bits exist in the FLDATA value, the test is successful.

You can think of this operation as being equivalent to doing a Test-Under-Mask operation. The ICHETEST data would be used as the mask, and the profile field would be used as the data.

ENCRYPT= TEMPLATE | YES | NO

Specifies whether the data specified by FLDATA is to be encoded before the

test is performed. If ENCRYPT=YES, the data is encoded regardless of whether the template flag associated with the field specifies that it is to be encoded. If ENCRYPT=NO, RACF does not encode the data regardless of the template flag value. If ENCRYPT=TEMPLATE, the template flag determines whether the data is encoded.

ENCRYPT is ignored if you specify COND as ONES, ZEROS, or MIXED.

MF= L | (E,address) | I

Specifies the form of the macro as either LIST, EXECUTE, or INLINE.

The LIST form reserves and initializes storage. MF=L is the default.

The EXECUTE form modifies a list defined elsewhere. If you use the EXECUTE form, you must specify the address of the list to be modified. The address can be an A-type address or register (2 through 12).

The INLINE form is similar to a STANDARD form, except that it generates code to branch around the parameter list. In the MF=I form, the label names the first location of the parameter list, not the preceding instruction.

RELEASE=number
RELEASE=(,CHECK)
RELEASE=(number,CHECK)

Specifies the release number. The release numbers you can specify with the ICHETEST macro are 77A0, 7790, 7780, 7770, 7760, 7750, 7740, 7730, 7720, 7709, 7708, 7707, 7706, 7705, 7703, 2608, 2.6, 2.4, 2.3, 2.2, 2.1, 1.9.2, 1.9, 1.8.1, 1.8, or 1.7.

The default is RELEASE=1.7.

Table 293. ICHETEST parameters

Parameter	RELEASE=1.7 and earlier	RELEASE=1.8 or later
COND=	X	X
ENCRYPT=	X	X
FIELD	X	X
FLDATA	X	X
MF	X	X

Some considerations regarding the ICHETEST macros are:

- You cannot use the ICHETEST macro with an ICHEINTY macro that has the RENAME operation specified.
- A profile can contain repeat groups. A repeat group consists of one or more sequential fields that can be repeated in the profile. By specifying COND=EQ, you can select the occurrence of the repeat group to which the action applies. By specifying COND=NE, you can position yourself past the last occurrence of the repeat group. Then you can add a new occurrence to the end of that repeat group with an ICHEACTN macro.

Note: When the ICHEACTN macro refers to a repeat group and more than one ICHETEST macro is specified, the last ICHETEST macro serves to position data retrieval from the profile. Therefore, the last ICHETEST should refer to the same repeat group as the last ICHEACTN; otherwise, the retrieved data is from the last tested field. On multiple tests with fields in repeat groups, each test is processed separately, and if all succeed, the tests are considered to have succeeded.

ICHETEST macro

- Tests involving negative numbers cause unpredictable results.
- If a specified address equals zero, ICHETEST makes no test.
- Use only COND=EQ or COND=NE to test encrypted fields. Other comparisons cause unpredictable results.
- The expansion of the ICHETEST macro MF=L or MF=I includes at offset 1, a 1-byte field whose value is X'00' if the test was successful, or X'01' if the test failed. The ICHETEST parameter list must be in modifiable storage.
- If RELEASE=1.8 or later, the expansion of the ICHETEST macro MF=L or MF=I includes a one-byte field at offset 3 whose low-order bit is set to X'01' if the test failed because FLDACC=YES was specified on the associated ICHEINTY.
- It is possible to mix 1.7 and 1.8 or later format tests in the same request. The ICHEINTY and ICHEACTN macros can specify either RELEASE=1.7 or RELEASE=1.8 or later.
- When ICHEINTY LOCATE is used to retrieve data from a profile segment other than the BASE segment, default values (binary zeros for fixed-length fields, lengths of zero for variable length fields) are returned by the manager if the profile could contain but does not contain an occurrence of that segment. If you need to know whether the segment actually exists, specify a TEST for the SEGNAME on the ICHEINTY. For example, when doing a LOCATE to retrieve the TSO segment from a user profile, use TEST as follows:

```
    ICHETEST  FIELD=SEGNAME,COND=EQ,FLDATA=(8,CTSO)
    ....
    ....
CTSO  DC  CL8'TSO'
```

ICHEACTN macro

You can use the ICHEACTN macro together with the ICHEINTY macro to retrieve or alter data in a specified RACF profile. ICHEACTN builds a parameter list containing the RACF profile field name and, optionally, the addresses of ICHETEST macros that control the data processing.

The ICHEACTN macro must be issued from a task running in non-cross-memory mode with no locks held. The issuing task must be authorized (APF-authorized, in system key 0-7, or running in supervisor state).

The format of the ICHEACTN macro is:

```
[label] ICHEACTN FIELD=field-name | address
          ,FLDATA=(length,address) | 'DEL' | 'COUNT'
          [,TESTS=(address[,AND,address]...)]
          [,RUN=YES | NO]
          [,GROUP=YES | NO]
          [,ENCRYPT=TEMPLATE | YES | NO]
          [,MF=L | (E,address) | I]
          [,RELEASE=number | (,CHECK) | (number,CHECK)]
```

FIELD=field-name | address

Specifies the field-name in the RACF profile whose value is to be retrieved or updated. The field must be one that is defined in the RACF database template.

Do not specify FIELD to be the first field in a database segment because the user cannot retrieve or update the first field in a segment. In the database templates, this field has a field ID of 001, and is usually described in the '**Field being described**' column as 'Start of segment fields'.

If you use the LIST form of the macro, specify the name of the field. The name must be 1 to 8 characters long, and not enclosed in quotation marks.

If you use the EXECUTE or INLINE form of the macro, specify the address of the name of the field to be retrieved or updated. The address can be an A-type address or register (2 through 12). For EXECUTE and INLINE, you can also specify the field name as a constant (for example, 'OWNER').

Do not alter a repeat group count field. Doing so causes unpredictable results and could corrupt the profile.

FLDATA= (length,address) | 'DEL' | 'COUNT'

Updates or deletes data in a specified RACF profile. This operand is valid when used with the ALTER, ALTERI, ADD, and RENAME operations on the ICHEINTY macro. It is also valid with LOCATE, NEXT, or NEXTC if RELEASE=1.8 or later. The ICHEACTN macro has eight bytes reserved to hold the length and address of the retrieved data. In no case will a LOCATE, NEXT, or NEXTC return data into a field whose address is given in the ICHEACTN macro.

When you use ICHEACTN to replace modify data, the address points to a field that contains the value that is to replace the data in the specified FIELD of the profile. The address can be an A-type address or general register ((2) through (12)). The length specifies the size of the replacement field, and must be an integer constant or register ((2) through (12)).

When you use ICHEACTN to retrieve data and you specify RELEASE=1.8 or later, the RACF manager places the size of the retrieved field in the word at offset 12(X'0C') and the address of the data in the word at offset 16(X'10') of the ICHEACTN parameter list if no tests are specified. The addresses specified in TESTS= are placed before the FLDATA entries within the parameter list. Therefore, for each address noted within TESTS=, the FLDATA entries are displaced by four bytes. The use of the TESTS= operand increments these offsets by four bytes for each test specified regardless of whether DATAMAP=NEW or DATAMAP=OLD is specified.

'DEL' causes the field named in the FIELD operand to be given a null value or causes an occurrence of a repeat group to be deleted, or (if GROUP=YES is coded) deletes all occurrences of a repeat group.

If you are deleting an encrypted field, you must specify ENCRYPT=NO.

'COUNT' causes field-name in the FIELD operand to be treated as a positive integer and increased by one, unless the high-order bit is on, in which case, "COUNT" is reset to the value zero.

'COUNT' is intended for integer values only. Nor should 'COUNT' be used for repeat group count fields.

When replacing or adding data, the length and address are processed as follows:

- If DATAMAP=OLD is specified or defaulted on the ICHEINTY:
 - If the address is 0 or omitted, the specified field is given a null value (a variable-length field is set to a length of 0; a flag field is set to X'00'; other fixed-length fields are set to all 'FF').
 - If the length is 0 or omitted, and the address is specified, the result depends upon whether the specified field is a variable-length field or a fixed-length field.
 - For a variable-length field, the field is given a null value. The length of the field is set to 0.

ICHEACTN macro

- For a fixed-length field or a flag field, the field is given the value pointed to by the specified address. The length of the field is taken from the template.
- If DATAMAP=NEW is specified on the ICHEINTY:
If the length is 0 or omitted, or the address is 0 or omitted, the field is given a null value as indicated above. Otherwise, the field is set from the data specified, with the length specified. For a fixed-length field, if the specified length is less than the length given in the template, the value is left-adjusted and filled with X'00's to the template length. If the length is greater than the template length, the operation fails. For variable-length fields, the specified length is used; the first byte of the data is not used as the data length, but rather is considered to be data.

TESTS= (address[, [AND], address]...)

Specifies preliminary testing that must occur before any data retrieval or updating takes place. Each address specified must be the address of a list built by an ICHETEST macro. The address can be an A-type address or register (2 through 12). Multiple addresses indicate that all conditions (tests) must be satisfied. If not, RACF suppresses further processing of the macro. If you omit the logical connector 'AND', you must use a comma to indicate its omission.

Note: If GROUP=YES is also coded on the ICHEACTN macro, all tests specified by the TESTS parameter are ignored unless RELEASE=1.8 or later is also specified.

The addresses specified in TESTS= are placed before the FLDATA entries within the parameter list. Therefore, for each address noted within TESTS=, the FLDATA entries are displaced by four bytes. The use of the TESTS= operand increments these offsets by four bytes for each test specified regardless of whether DATAMAP=NEW or DATAMAP=OLD is specified.

RUN= YES | NO

Specifies if a data retrieval or update is to be actually performed. This operand allows you to code an ACTION operand on the ICHEINTY macro without the action being performed for this particular execution. The default is RUN=YES.

GROUP= YES | NO

Specifies whether an update for a repeat group is for a single occurrence of the group or for the entire group, including the repeat count that contains the number of occurrences. If FIELD=field-name contains the name of a repeat group count field and GROUP=YES, ICHEACTN replaces or deletes the entire repeat group, including the count field. The data format used with GROUP=YES depends on the DATAMAP value on the ICHEINTY. See "Using ICHEACTN to alter data when the ICHEINTY has DATAMAP=NEW" on page 455 and "Using ICHEACTN to alter data when ICHEINTY has DATAMAP=OLD" on page 458 for details.

Note: If GROUP=YES is also coded on the ICHEACTN macro all tests specified by the TESTS parameter are ignored unless RELEASE=1.8 or later is specified.

ENCRYPT= TEMPLATE | YES | NO

Specifies whether the data specified by FLDATA is to be encoded. If ENCRYPT=YES, the data is encoded regardless of whether the template flag associated with the field specifies that it is to be encoded. If ENCRYPT=NO, RACF does not encode the data regardless of the template flag value. If ENCRYPT=TEMPLATE, the template flag determines whether the data is encoded.

MF= L | (E,address) | I

Specifies the form of the macro as either LIST, EXECUTE or INLINE.

The LIST form reserves and initializes storage. MF=L is the default. If RELEASE=1.8 or later is specified, the storage must be modifiable, that is, not within a re-entrant module.

The EXECUTE form modifies a list defined elsewhere. If you use the EXECUTE form, you must specify the address of the list to be modified. The address can be an A-type address or register (2 through 12).

The INLINE form is similar to a STANDARD form, except that it generates code to branch around the parameter list. In the MF=I form, the label names the first location of the parameter list, not the preceding instruction.

RELEASE=number

RELEASE=(, CHECK)

RELEASE=(number, CHECK)

Specifies the release number. The release numbers that you can specify with the ICHEACTN macro are 77A0, 7790, 7780, 7770, 7760, 7750, 7740, 7730, 7720, 7709, 7708, 7707, 7706, 7705, 7703, 2608, 2.6, 2.4, 2.3, 2.2, 2.1, 1.9.2, 1.9, 1.8.1, 1.8, or 1.7.

When you specify 1.8 or later, the RACF manager returns data using the 1.8 user work area format (documented in the topic “Using ICHEACTN to retrieve data when ICHEINTY has DATAMAP=NEW” on page 452). In effect, DATAMAP defaults to DATAMAP=NEW, if you specify RELEASE=1.8 or later and omit DATAMAP.

If you specify RELEASE=1.7 or allow the release parameter to default to 1.7, the RACF manager returns data using the 1.7 user work area format. In this case, DATAMAP defaults to DATAMAP=OLD if you omit it.

If you want to use 1.8 parameters, and the 1.7 user work area format, you must specify RELEASE=1.8 or later and DATAMAP=OLD.

To use the 1.8 parameters, you must specify RELEASE=1.8 or later. If you specify RELEASE=1.8 or later, the ICHEINTY parameter list must be in modifiable storage. The parameter list includes at offset 3 a byte whose low-order bit (X'01') is set if the action failed because of field level access checking.

The default is RELEASE=1.7.

Table 294. ICHEACTN parameters

Parameter	RELEASE=1.7 and earlier	RELEASE=1.8 or later
ENCRYPT=	X	X
FIELD=	X	X
FLDATA=	X	X
GROUP=	X	X
MF=	X	X
RUN=	X	X
TESTS=	X	X

Using ICHEACTN with the DATAMAP=NEW and DATAMAP=OLD operands

Installations can choose between using the old datamap format and the release 1.8 datamap format. The following sections explain the relationship between the

DATAMAP keyword and the RELEASE keyword. In addition, this section explains how to use the ICHEACTN to retrieve and alter data when the ICHEINTY macro has DATAMAP=NEW specified and how to use ICHEACTN when the ICHEINTY macro has DATAMAP=OLD specified.

Using ICHEACTN to retrieve data when ICHEINTY has DATAMAP=NEW

The ICHEACTN macro retrieves data when used with the ICHEINTY macro that has a LOCATE, NEXT, or NEXTC operand. With DATAMAP=NEW on the ICHEINTY and RELEASE=1.8 or later on the ICHEACTN, data retrieval and modification are compatible operations. That is, you can do an ICHEINTY LOCATE followed by an ICHEINTY ALTER (with the same ICHEACTN) and the profile ends up with its original data. Or alternatively, by changing the ENTRY name you might copy data from one profile to another. When using ICHEACTN to retrieve data, you must supply a work area on the ICHEINTY macro into which the retrieved data can be placed. The first fullword of the work area must be the length of the work area (including the first fullword itself). The minimum work area is 30 bytes, even if no data is being retrieved.

The format of the user work area is as follows:

Offset (hex)	Length	Description
0	4	Length of entire work area
4	6	RBA return area
A	1	Flags
B	1	Reserved
C	4	Duplicate data set name count
10	8	Reserved
18	4	Length of data returned into work area
1C	variable	Field value return area

Ensure that the storage in the work area from +4 to +1E is initialized to binary zeros. If the area is not initialized, it can be difficult to determine if the information returned by the RACF manager is present.

If the profile located has a generic name, bit 0 (X'80') of the flag byte at offset (X'0A') is set to on.

An ICHEINTY macro can have several ICHEACTN macros associated with it. For each ICHEACTN macro, the RACF manager returns into the field value return area:

- A 4-byte length field. This length field contains the length of the retrieved data for that particular ICHEACTN macro. Note that this 4-byte length field does not contain its own length.
- The retrieved data from the RACF profile.
 - Simple variable-length fields are not preceded by an additional length byte as in the old format.
 - Within a combination field, each field is preceded by its respective four byte length field.
 - An alias field (combination field made up of only one field) does not have an extra length field.

- Repeat group count fields are four bytes long, not two.
- When replacing or retrieving an entire repeat group using (GROUP=YES), the repeat group count field does not precede the data.

When multiple ICHEACTNs are used, each returns data immediately following the data (if any) returned by the preceding ICHEACTN.

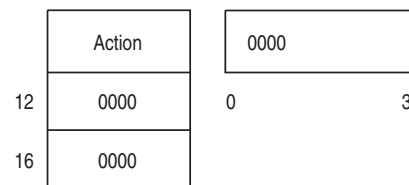
Note that all the fields are byte-aligned. In addition, if the ICHEACTN contains RELEASE=1.8 or later, the manager places the data length in the fullword at offset 12(X'0C') of the ICHEACTN and places a pointer to the data in the fullword at offset 16(X'10') of the ICHEACTN parameter list if no tests are specified. You must increment these offsets by 4 for each test specified by the ICHEACTN TESTS= parameter.

For example, with two tests, the length is returned at X'14' and the address is returned at X'18'. The addresses specified in TESTS= are placed before the FLDATA entries within the parameter list. Therefore, for each address noted within TESTS=, the FLDATA entries are displaced by four bytes.

The use of the TESTS= operand increments these offsets by four bytes for each test specified regardless of whether DATAMAP=NEW or DATAMAP=OLD is specified. The following examples show the format of the returned data (and the values that would be placed in the ICHEACTN if you specify RELEASE=1.8 or later).

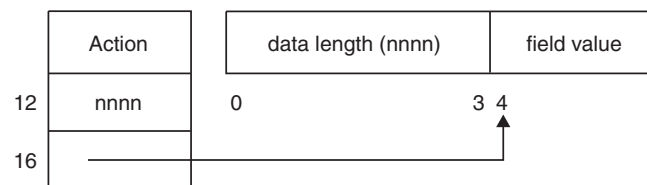
Some examples of the different field types that the RACF manager can return in the field value return area are:

1. If a condition specified by an ICHETEST macro (that is associated with the ICHEACTN macro) was not satisfied or if the specified field was a repeat field that contained no members, or if the action was failed by field level access checking, the field value area is not returned and the length area is equal to X'00000000'.



2. If the field specified is a fixed-length field, a variable-length field, a flag field, or a repeat group count field (GROUP=NO), the return field contains the length of the field followed by the field value.

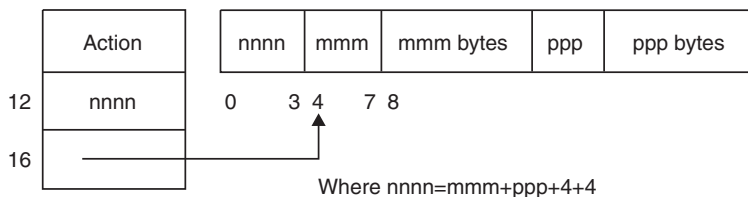
Note: A flag field is always one byte long. A repeat group count field is always four bytes long if GROUP=NO. An alias field is processed the same way as the simple field of which it is an alias.



ICHEACTN macro

- If the field specified is a combination field, the return area contains the length of all the fields in the combination, followed by a concatenation of the individual simple fields in the combination. Each simple field is returned as described above in (2).

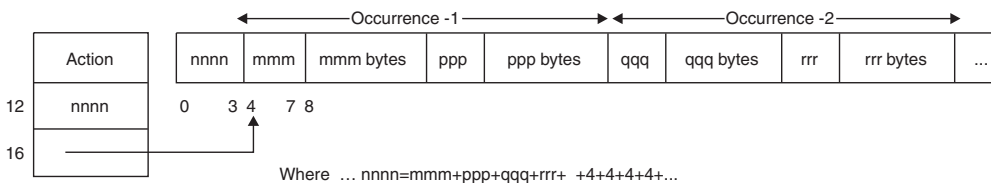
For example, if the combination contains two simple fields:



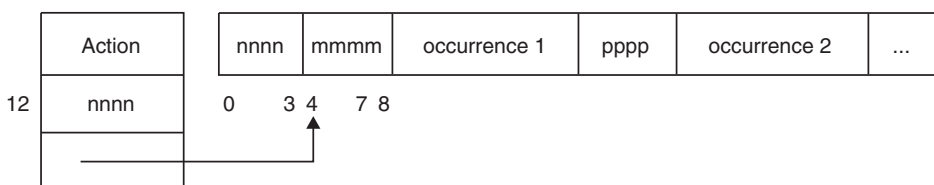
- If the field specified is a field in a repeat group or a combination field made up of one or more fields in the same repeat group, the results returned depend upon whether

- An ICHETEST macro was associated with the ICHEACTN to position to a particular occurrence of the repeat group or
- No ICHETEST macro was associated and all occurrences are implied.

When an ICHETEST is associated, the format of the result is the same as if the field were not in a repeat group. When no ICHETEST is associated, the result is the four-byte length field followed by the concatenation of the values of every occurrence of the specified field in the format shown above. If the specified field is a combination field, the values of the fields in the combination are first concatenated for each occurrence, then these concatenations are concatenated in the order of their occurrence.



- If the field is a repeat-group count field, and the ICHEACTN specifies GROUP=YES, then the retrieved data contains all occurrences of the repeat group, in the following format:



Where nnnn is the total length of data returned, mmmm is the length of occurrence 1, and pppp is the length of occurrence 2.

Each occurrence is formatted as though it were a combination field (see example 3) of all template fields defined for the group. For example, data set profiles have a field called ACLCNT; the fields in the group are USERID, USERACS, and ACSCNT. An ICHEACTN to retrieve ACLCNT, with GROUP=YES, would return the following data if ACLCNT has the value 2:

nnnn (length of data)	DC AL4(54)
mmmm (length of occurrence 1)	DC AL4(23)
Declares for occurrence 1	DC AL4(8)
	DC CL8 'userid1'
	DC AL4(1)
	DC AL1(useracs1)
	DC AL4(2)
	DC AL2(acscnt1)
pppp (length of occurrence 2)	DC AL4(23)
Declares for occurrence 2	DC AL4(8)
	DC CL8'userid2'
	DC AL4(1)
	DC AL2(useracs2)
	DC AL4(2)
	DC AL2(acscnt2)

Using ICHEACTN to alter data when the ICHEINTY has DATAMAP=NEW

The ICHEACTN macro alters data when used with the ICHEINTY macro having an ADD, ALTER, ALTERI, or RENAME operand. If the conditions specified by the TESTS keyword on the ICHEACTN macro are met, the field specified in the FIELD operand is assigned the value specified in the FLDATA operand. If the specified field in the RACF profile is in a repeat group, then:

- If you specified a test with COND=EQ, the existing occurrence of the repeat group is altered.
- If you specified a test with COND=NE, a new occurrence is added to the end of the repeat group.
- If you did not specify a test, a new occurrence is added to the beginning of the repeat group.

When replacing data, the FLDATA parameter should describe the size of the data and its address in the same format as shown above for retrieving data. When specifying a combination field, the total size must equal the sum of the individual sizes, including the length fields or the request fails.

The specification of FLDATA='COUNT' causes the specified fields to be treated as a positive integer and increased by one. If the field specified is variable length or has a fixed length greater than four, RACF ignores the specification and does not modify the field value.

If you specify FLDATA='DEL', the specified field has a null value; that is:

- For a fixed-length field that is not in a repeat group, the field is set to binary ones.
- For a flag field that is not in a repeat group, the field is set to binary zeros.
- For variable-length fields that are not in a repeat group, the length of the field is set to zero.
- For fields within a repeat group, the entire occurrence is deleted.

If you specify zero as the "address" value, the result is the same as if you had specified FLDATA='DEL', except that for fields in a repeat group, the field in the occurrence is set to a null value (the same as fields not in a repeat group).

If you specify FLDATA='DEL' or FLDATA='COUNT' on an ICHEACTN, the length field of the ICHEACTN is set to -1 or -2. If you also specify RELEASE=1.8 or later, and then use the ICHEACTN to retrieve data, these new values are lost. To avoid

ICHEACTN macro

this, you should not use the same ICHEACTN for both DEL/COUNT and retrieval processing; or you should use the eForm to re-establish DEL/COUNT after the data retrieval.

Using ICHEACTN to retrieve data when the ICHEINTY has DATAMAP=OLD

The ICHEACTN macro retrieves data when used with the ICHEINTY macro having a LOCATE, NEXT, or NEXTC operand. When using ICHEACTN to retrieve data, you must supply a work area on the ICHEINTY macro into which the retrieved data can be placed. The first fullword of the work area must be the length of the work area (including the first fullword itself). The minimum work area is 30 bytes, even if no data is being retrieved.

The format of the user work area is as follows:

Offset (hex)	Length	Description
0	4	Length of entire work area
4	6	RBA return area
A	1	Flags
B	1	Reserved
C	4	Duplicate data set name count
10	8	Reserved
18	4	Length of data returned into work area
1C	variable	Field value return area

Ensure that the storage in the work area from +4 to +1E is initialized to binary zeros. If the area is not initialized, it can be difficult to determine if the information returned by the RACF manager is present.

If the profile located has a generic name, bit 0 (X'80') of the flag byte at offset (X'0A') is on. This flag bit is useful when performing NEXT or NEXTC operations to process many profiles.

An ICHEINTY macro can have several ICHEACTN macros associated with it. For each ICHEACTN macro, the RACF manager returns into the field value return area:

- A 2-byte length field. This length field contains the length of the retrieved data for that particular ICHEACTN macro. Note that this 2-byte length field does not contain its own length.
- The retrieved data from the RACF profile.

Note that all the fields are byte-aligned. In addition, if the ICHEACTN contains RELEASE=1.8 or later, the manager places the data length in the fullword at offset 12(X'0C') of the ICHEACTN, and places a pointer to the data in the fullword at offset 16(X'10') of the ICHEACTN parameter list if no tests are specified. You must increment these offsets by 4 for each test specified by the ICHEACTN TESTS= parameter.

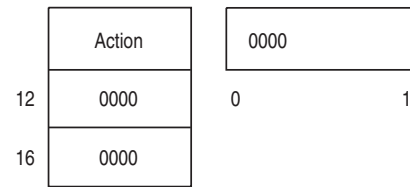
For example, with two tests, the length is returned at X'14' and the address is returned at X'18'. The addresses specified in TESTS= are placed before the FLDATA entries within the parameter list. Therefore, for each address noted within TESTS=, the FLDATA entries are displaced by four bytes. The use of the TESTS= operand

increments these offsets by four bytes for each test specified regardless of whether DATAMAP=NEW or DATAMAP=OLD is specified.

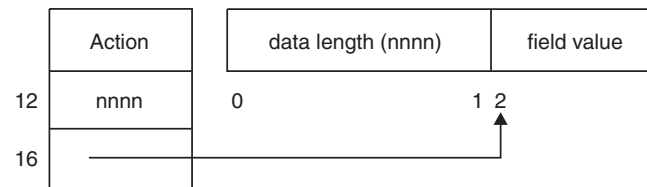
The following examples show the format of the returned data (and the values that would be placed in the ICHEACTN if you specify RELEASE=1.8 or later).

Some examples of the different field types that the RACF manager can return in the field value return area are:

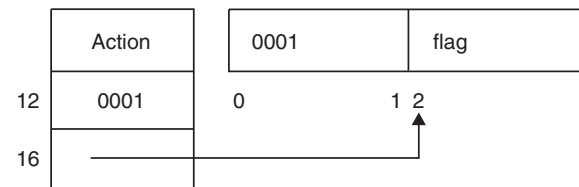
1. If a condition specified by an ICHETEST macro (that is associated with the ICHEACTN macro) was not satisfied or if the specified field was a repeat field that contained no members, the field value area is not returned and the length area is equal to X'0000'.



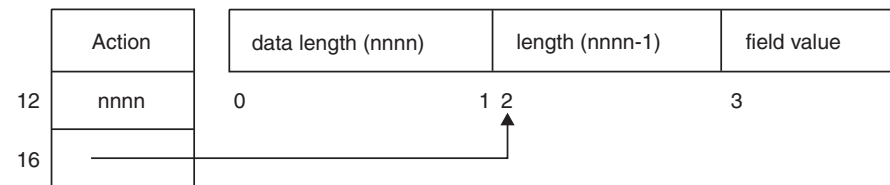
2. If the field specified is a fixed-length field, the return field contains the length of the field followed by the field value.



3. If the field specified is a flag field, the return field contains the length of the field (X'0001') followed by a 1-byte value.



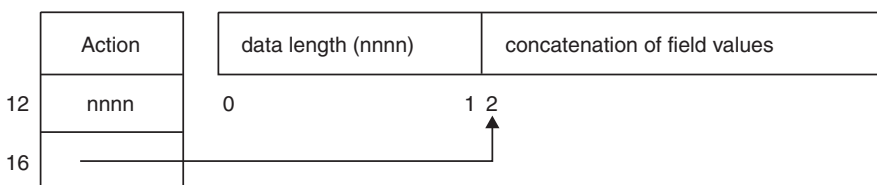
4. If the field specified is a variable-length field, the return field contains the length of the field followed by a 1-byte length field (that does not include its own length) followed by the field value.



5. If the field specified is a combination field, the return area contains the length of all the fields in the combination, followed by a concatenation of values of each of the individual fields in the combination. If a field in the combination is

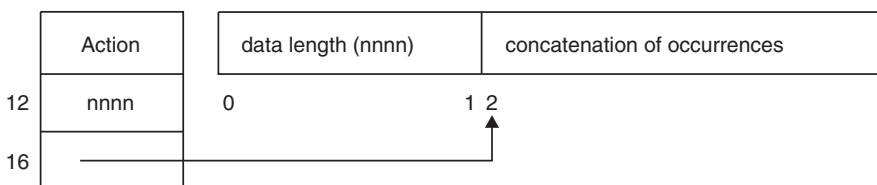
ICHEACTN macro

in a repeat group, all the fields in the combination must be in the same repeat group. (Example 6 shows how the RACF manager returns combinations containing fields of a repeat group.)



- If the field specified is a field in a repeat group or a combination field made up of one or more fields in the same repeat group, the results returned depend on whether (1) an ICHETEST macro was associated with the ICHEACTN to position to a particular occurrence of the repeat group or (2) no ICHETEST macro was associated and all occurrences are implied.

When an ICHETEST is associated, the format of the result is the same as if the field were not in a repeat group. When no ICHETEST is associated, the result is the two-byte length field followed by the concatenation of the values of every occurrence of the specified field. If the specified field is a combination field, the values of the fields in the combination are first concatenated for each occurrence, then these concatenations are concatenated in the order of their occurrence.



Using ICHEACTN to alter data when ICHEINTY has DATAMAP=OLD

The ICHEACTN macro alters data when used with the ICHEINTY macro having an ADD, ALTER, ALTERI, or RENAME operand. If the conditions specified by the TESTS keyword on the ICHEACTN macro are met, the field specified in the FIELD operand is assigned the value specified in the FLDATA operand. If the specified field in the RACF profile is in a repeat group, then:

- If you specified a test with COND=EQ, the existing occurrence of the repeat group is altered.
- If you specified a test with COND=NE, a new occurrence is added to the end of the repeat group.
- If you did not specify a test, a new occurrence is added to the beginning of the repeat group.

RACF uses the length specified as a subfield of the FLDATA keyword only when you specify GROUP=YES. For fixed-length fields, the data length is the field length in the template. For variable-length fields, the data length is the first data byte (it does not include its own length). RACF handles combination fields as a succession of fields, either fixed or variable length. If the combination field contains some but not all of the fields in a repeat group, the fields not included are set to null values.

The specification of `FLDATA='COUNT'` causes the specified field to be treated as a positive integer and increased by one. If the field specified is variable length or has a fixed length greater than four, RACF ignores the specification and does not modify the field value.

If you specify `FLDATA='DEL'`, the specified field is given a null value; that is:

- For a fixed-length field that is not in a repeat group, the field is set to binary ones.
- For a flag field that is not in a repeat group, the field is set to binary zeros.
- For variable-length fields that are not in a repeat group, the length of the field is set to zero.
- For fields within a repeat group, the entire occurrence is deleted.

If you specify zero as the “address” value, the result is the same as if you had specified `FLDATA='DEL'`, except that for fields in a repeat group, the field in the occurrence is set to a null value (the same as fields not in a repeat group).

Examples of ICHEINTY, ICHECTEST, and ICHEACTN macro usage

The following examples illustrate some of the functions provided by the ICHEINTY, ICHECTEST, and ICHEACTN macros:

Example 1. Determining whether a user is defined to RACF:

```
*      .
*      .
*      .
      LA   15,WEND-W      LENGTH OF WORK AREA.
      ST   15,W          INITIALIZE WORK AREA.
      XC   WR,WR          CLEAR RESERVED AREA.
      ICHEINTY LOCATE,TYPE='USR',ENTRY=USR1,WKAREA=W
      LTR  15,15          R15=0 IF USER DEFINED TO
                        RACF
      BNZ  NOTDEFD

*      .
*      .
*      .
*      DATA AREAS
USR1   DS   AL1          LENGTH OF USERID (1 TO 8)
        DS   CL8          USERID
W      DS   0F
        DS   F           LENGTH OF WORK AREA.
WR     DS   CL24         RESERVED.
        DS   F
WEND   EQU  *           END OF WORK AREA.
```

The ICHEINTY macro identifies the user profile to be located. A return code of 0 (X'00') in register 15 indicates that the user is defined to RACF. A return code of 12 (X'0C') indicates that the user is not defined. Note that this ICHEINTY macro contains a work area. By also coding an ICHEACTN macro in this example, you can retrieve current field values from this user profile into the work area.

Example 2. Adding a user ID to a data set access list:

```
*      .
*      .
*      .
      ICHEINTY ALTER,TYPE='DS',ENTRY=DSN1,          *
      ACTIONS=AACL
      LTR  15,15          0 RETURNED IF DS IS RACF
                        DEFINED
```

Examples

```

          BNZ  DSNOTDEF          DS NOT RACF DEFINED OR
                                ERROR
          CLI  TUSERID+1,X'00'  WAS USER ALREADY IN LIST
          BNZ  INLIST           YES.  USER WAS IN LIST
                                ALREADY
*      .
*      .
*      .
*      DATA AREA
AAACL  ICHEACTN FIELD=ACL,FLDATA=(11,ACL),          *
        TESTS=TUSERID,MF=L
TUSERID ICHETEST FIELD=USERID,FLDATA=(8,USER),COND=NE, *
        MF=L
DSN1   DS    AL1                DATA SET NAME LENGTH
                                (1 TO 44)
                                DATA SET NAME
ACL    DS    0CL11             ACCESS LIST ENTRY
USER   DS    CL8              USERID TO BE ADDED
USERACS DS   XL1              ACCESS TO BE GIVEN:
*                                X'80' FOR ALTER
*                                X'40' FOR CONTROL
*                                X'20' FOR UPDATE
*                                X'10' FOR READ
*                                X'01' FOR NONE
ACSCNT DC   XL2'0000'         ZERO ACCESS COUNT

```

The ICHEINTY macro identifies the data set profile whose access list is to be updated. It also points to an ICHEACTN macro that describes how the profile is to be updated. In this example, RACF adds a user ID to the access list.

The ICHEACTN macro, in turn, points to an ICHETEST macro that tests for certain conditions before the profile can be updated. In this example, ICHETEST tests to determine if the specified user ID already exists in the access list. (The second byte of the test block at TUSERID is 0 if the user ID is not in the access list.) If the user ID does not exist, RACF adds the user ID (with the specified access authority) to the access list and updates the data set profile. If the user ID already exists, no profile update occurs.

Example 3. Changing the access authority of a user in a data set access list:

```

*      .
*      .
*      .
*      ICHEINTY ALTER,TYPE='DS',ENTRY=DSN1,          *
        ACTIONS=AUSRACS
LTR    15,15                  0 RETURNED IF DS IS RACF
                                DEFINED
          BNZ  DSNOTDEF          DS NOT RACF DEFINED OR
                                ERROR
          CLI  TUSERID+1,X'00'  WAS USER IN LIST
          BNZ  NOTINLST         NO.  USER WAS NOT IN
                                LIST
*      .
*      .
*      .
*      DATA AREA
AUSRACS ICHEACTN FIELD=USERACS,FLDATA=(1,USERACS), *
        TESTS=TUSERID,MF=L
TUSERID ICHETEST FIELD=USERID,FLDATA=(8,USER),COND=EQ, *
        MF=L
DSN1   DS    AL1                DATA SET NAME LENGTH
                                (1 TO 44)
                                DATA SET NAME
UACC   DS    XL1              ACCESS TO BE GIVEN:
*                                X'80' FOR ALTER

```

```

*                               X'40' FOR CONTROL
                               X'20' FOR UPDATE
                               X'10' FOR READ
                               X'01' FOR NONE

```

This example is similar to the previous example. However, if the user ID exists in the data set access list, RACF changes that user's access authority to the value specified in USERACS and updates the data set profile. If the user ID does not exist, no profile update occurs.

Note that you can use this example to delete a user ID from the data set access list by changing the ICHEACTN macro to read:

```

AUSRACS ICHEACTN FIELD=USERID,FLDATA='DEL',          *
        TEST=TUSERID,MF=L

```

Example 4. Retrieving owner names of all data set profiles:

The following example program shows an ICHEINTY coded to retrieve the owner names of all data set profiles in the RACF database.

```

EXAMPLE CSECT
*
*   entry linkage
*
    STM 14,12,12(13)           push caller registers
    BALR 12,0                  establish ...
    USING *,12                 ... addressability
    GETMAIN R,LV=DYNLEN       get dynamic storage
    LR 11,1                    move getmain address to R11
    USING DYNAREA,11          addressability to DSECT
    ST 13,SAVEAREA+4          save caller save area address
    LA 15,SAVEAREA            get address of own save area
    ST 15,8(13)               store in caller save area
    LR 13,15                  get address of own save area
*
*   initialize variables in dynamic storage area
*
    MVC ENTBLEN,H44           set buffer length to 44
    MVC ENTNLEN,H1            set entity length to 1
    XC ENTNAME,ENTNAME        clear entity name area
    MVC RETALEN,F40           set return area length
*
*   copy static ICHEINTY and ICHEACTN to dynamic GETMAINED areas
*
    MVC DYNICH(ICHLEN),STATCH
    MVC DYNACT(ACTLEN),STACT
    ICHEINTY RELEASE=1.9,ACTIONS=(DYNACT),WKAREA=RETAREA,
        OPTIONS=(FLDEF,NOEXEC),GENERIC=NO,MF=(E,DYNICH)
*
*   loop to retrieve all data set profiles
*   for each high level qualifier, generic profiles are
*   retrieved first
*
LOOP EQU *                    start of loop
XC RETDATA,RETDATA           clear ICHEINTY return data
ICHEINTY NEXTC,ENTRYX=ENTBUFF,RELEASE=1.9,MF=(E,DYNICH)
LTR 15,15                    check return code
BNZ DONE                     exit on non zero return code
*
*   .
*   .
*   process data set profiles
*   .
*   .
    TM RETFLAGS,X'80'         check generic bit
    BO GENERIC                branch if generic bit is on

```

Examples

```

                ICHEINTY OPTIONS=(NOEXEC),GENERIC=NO,MF=(E,DYNICH)
                B      LOOP                      process next profile
*
GENERIC EQU      *                            profile name is generic
                ICHEINTY OPTIONS=(NOEXEC),GENERIC=UNCOND,MF=(E,DYNICH)
                B      LOOP                      process next profile
*
*          return to caller
*
DONE      EQU      *                            return to caller
                L      13,SAVEAREA+4           caller's save area address
                FREEMAIN R,LV=DYNLEN,A=(11)    free dynamic storage
                LM     14,12,12(13)           pop registers
                SLR    15,15                   clear return code
                BR     14                      return to caller
*
*          static ICHEACTN and ICHEINTY areas
*
STATACT ICHEACTN FIELD=OWNER
ACTLEN  EQU      *-STATACT                    length of ICHEACTN
*
STATICH ICHEINTY NEXTC,TYPE='DS',ENTRYX=**-,RELEASE=1.9,DATAMAP=NEW, *
                ACTIONS=(STATACT),WKAREA=**-,MF=L
ICHLEN  EQU      *-STATICH                    length of ICHEINTY
*
*          constants
*
H1      DC      H'1'
H44     DC      H'44'
F40     DC      F'40'
*
*          dynamic area
*
DYNAREA DSECT
*
SAVEAREA DC     18F'0'
DYNICH   DS     17F                                dynamic ICHEINTY area
DYNACT   DS     6F                                dynamic ICHEACTN area
*
*          ENTITYX structure
*
ENTBUFF  DS     0CL48
ENTBLN   DS     H
ENTNLEN  DS     H
ENTNAME  DS     CL44
*
*          return work area
*
RETAREA  DS     0CL40
RETALN   DS     F                                return area length
RETDATA  DS     0CL36
RETRBA   DS     CL6                            RBA return area
RETFLAGS DS     CL1                            flags
RETRES1  DS     CL1                            reserved
RETDDSC  DS     F                                duplicate data set name count
RETRES2  DS     CL8                            reserved
RETDLEN  DS     F                                returned data length
RETOWNLN DS     F                                returned owner name length
RETOWNER DS     CL8                            returned owner name
*
DYNLEN  EQU      *-DYNAREA                    dynamic area length
*
                END

```

Example 5. Updating the installation fields:

The RACF template defines a repeat group of fields for installation use. There are four of these fields:

USRCNT

Contains the number of repeat members in the group. A repeat member is one USRNM field, one USRDATA field, and one USRFLAG field.

USRNM

Describes the contents of the USRDATA field.

USRDATA

Contains any information that you choose.

USRFLAG

Is a flag associated with USRNM.

The following example shows how the installation fields are used:

```
USRCNT = 2
      USRNM  ACCTNMBR
      USRDATA K83-1234/DQ3
      USRFLG  00

      USRNM  ADDRESS
      USRDATA RFD 4, Box 7711, Phoenicia, NY
      USRFLG  00
```

The following example shows how to add or update a repeat group member. This code will first delete an existing occurrence, based on the name in USRNM, and then add a new occurrence with the wanted new (or updated) data. The code is assumed to be preceded by code that initializes the UDATANM, UDATAL1 and UDATAV fields.

In the part of the example that is not shown, the ACTN3 and ACTN4 macros are addressed by an ICHEINTY-ALTER macro. The ACTN3 and ACTN4 macros must be specified in the ICHEINTY-ACTIONS keyword in the order ACTN3, ACTN4.

```
ICHEACTN MF=(E,ACTN3),TESTS=TEST3
ICHETEST MF=(E,TEST3),FLDATA=(,UDATANM)
ICHEACTN MF=(E,ACTN4),FLDATA=((Rx),UDATA),TESTS=TEST4
ICHETEST MF=(E,TEST4),FLDATA=(,UDATANM)
.
.
.
--- Invoke ICHEINTY ---
.
.
.
ACTN3  ICHEACTN FIELD=USRNM,FLDATA='DEL',TESTS=-*-
TEST3  ICHETEST FIELD=USRNM,FLDATA=(8,-*-)          COND=EQ is default.
ACTN4  ICHEACTN FIELD=USERDATA,FLDATA=(**,-*-),TESTS=-*-

TEST4  ICHETEST FIELD=USRNM,FLDATA=(8,-*-),COND=NE

UDATA  DS    0C           Start of USERDATA area.
UDATANM DS   CL8         Contents of USRNM field.
UDATAL1 DS   AL1         Length of USRDATA field.
UDATAV  DS   CL--        Contents of USRDATA field.
*
* The USRFLG field will be at an offset of UDATAL1+1 from
* the beginning of the UDATAV field.
*
```

Examples

Appendix B. REXX RACVAR

The REXX RACVAR function is a RACF service for REXX execs; it provides information about the running user.

The REXX RACVAR function has four arguments. It provides information about:

USERID

The user ID that is in the ACEE

GROUPID

The group name that is in the ACEE

SECLABEL

The security label that is in the ACEE

ACEESTAT

The status of the ACEE. The function returns NO ACEE, DEFAULT, DEFINED, or UNDEFINED

Below is a sample REXX exec that uses RACVAR to check the USERID, GROUPID, and SECLABEL in the user's ACEE.

```
/* rexx */
say "Current ACEE status is " racvar('ACEESTAT') "."
if racvar('ACEESTAT') = 'NO ACEE' then
do
  say ' You have no ACEE defined'
end
else
do
  say "Your user ID is " racvar('USERID') "."
  say "You are connected to group " racvar('GROUPID')"."
  current_seclabel = racvar('SECLABEL')
  if current_seclabel = ' ' then
  do
    say ' You have no SECLABEL defined'
  end
else
do
  say "Your SECLABEL is " current_seclabel"."
end
end
return
```

To execute the REXX RACVAR function, your REXX parameter module must contain an entry for RACF's IRREFPCK directory package which, in turn, supports the RACVAR function. For descriptions of REXX parameter modules and updating and integrating them, see *z/OS TSO/E REXX Reference* in the sections that describe Programming Services, Function Packages, and function directories.

Appendix C. Supplied class descriptor table entries

Table 295 lists the class entries supplied by IBM in the class descriptor table (ICHRRCDX). Other classes can be added to the class descriptor table (CDT) by your installation.

If you share a database between MVS and VM systems, you can use the VM classes in the CDT.

Programming interface information: The class descriptor table (ICHRRCDX) is mapped by the ICHPCNST macro. Programming interface information for ICHPCNST is found in the data area section called CSNT/CSNX (RACF) in *z/OS Security Server RACF Data Areas*.

Table 295. Classes supplied by IBM

Class	Attributes	
ACCTNUM	POSIT=126	OTHER=ANY
	RACLIST=ALLOWED	MAXLNTH=39
	GENLIST=DISALLOWED	DFTRETC=4
		DFTUACC=NONE
	OPER=NO	
		ID=46
	FIRST=ANY	
ACICSPCT	POSIT=5	OTHER=ANY
		MAXLNTH=13
		DFTRETC=4
		DFTUACC=NONE
	GROUP=BCICSPCT	
	OPER=NO	
		ID=37
	FIRST=ANY	
AIMS	POSIT=4	OTHER=ALPHANUM
		MAXLNTH=8
		DFTRETC=4
		DFTUACC=NONE
	OPER=NO	
		ID=11
	FIRST=ALPHA	

Table 295. Classes supplied by IBM (continued)

Class	Attributes	
ALCSAUTH	POSIT=548	OTHER=ANY
	RACLIST=ALLOWED	MAXLNTH=62
	GENLIST=DISALLOWED	DFTRETC=4
	RACLREQ=NO	DFTUACC=NONE
	OPER=NO	
	PROFDEF=YES	ID=1
	FIRST=ANY	
APPCLU	POSIT=118	OTHER=ANY
	RACLIST=DISALLOWED	MAXLNTH=35
	GENLIST=DISALLOWED	DFTRETC=4
	DFTUACC=NONE	
	OPER=NO	
	ID=57	
APPCPORT	POSIT=87	OTHER=ANY
	RACLIST=ALLOWED	MAXLNTH=8
	GENLIST=DISALLOWED	DFTRETC=4
	RACLREQ=NO	DFTUACC=NONE
	SLBLREQ=YES	
	RVRSMAC=YES	
	OPER=NO	
PROFDEF=YES	ID=98	
FIRST=ALPHA	MAXLENX=17	
APPCSERV	POSIT=84	OTHER=ANY
	RACLIST=ALLOWED	MAXLNTH=73
	GENLIST=DISALLOWED	DFTRETC=8
	RACLREQ=YES	DFTUACC=NONE
	SLBLREQ=YES	
	OPER=NO	
PROFDEF=YES	ID=105	
FIRST=ALPHANUM		

Table 295. Classes supplied by IBM (continued)

Class	Attributes	
APPCSI	POSIT=88	OTHER=ANY
	RACLIST=ALLOWED	MAXLNTH=26
	GENLIST=DISALLOWED	DFTRETC=4
	RACLREQ=NO	DFTUACC=READ
	OPER=NO	
	PROFDEF=YES	ID=97
	FIRST=ALPHANUM	
	APPCTP	POSIT=89
RACLIST=ALLOWED		MAXLNTH=82
GENLIST=DISALLOWED		DFTRETC=8
RACLREQ=YES		DFTUACC=NONE
SLBLREQ=YES		
OPER=NO		
PROFDEF=YES		ID=96
FIRST=ALPHANUM		
APPL	POSIT=3	OTHER=ALPHANUM
	RACLIST=ALLOWED	MAXLNTH=8
	GENLIST=ALLOWED	DFTRETC=4
	DFTUACC=NONE	
	SLBLREQ=YES	
	EQUALMAC=YES	
	OPER=NO	
	ID=8	
FIRST=ALPHA		
BCICSPCT	POSIT=5	OTHER=ANY
	MAXLNTH=13	
	DFTRETC=4	
	DFTUACC=NONE	
	MEMBER=ACICSPCT	
	OPER=NO	
	ID=38	
	FIRST=ANY	

CDT entries

Table 295. Classes supplied by IBM (continued)

Class	Attributes	
CACHECLS	POSIT=569	OTHER=ANY
	RACLIST=DISALLOWED	MAXLNTH=16
	GENLIST=DISALLOWED	DFTRETC=4
	RACLREQ=NO	DFTUACC=NONE
		SLBLREQ=NO
	OPER=NO	
	PROFDEF=YES	ID=1
	FIRST=ALPHANUM	
CBIND	POSIT=545	OTHER=ANY
	RACLIST=ALLOWED	MAXLNTH=41
		DFTRETC=8
	OPER=NO	
		ID=1
	FIRST=ALPHA	
CCICSCMD	POSIT=5	OTHER=ANY
		MAXLNTH=21
		DFTRETC=4
		DFTUACC=NONE
	GROUP=VCICSCMD	
	OPER=NO	
		ID=52
	FIRST=ANY	
CDT	POSIT=572	OTHER=ALPHANUM
	RACLIST=ALLOWED	MAXLNTH=8
	GENLIST=DISALLOWED	DFTRETC=4
	RACLREQ=NO	DFTUACC=NONE
		SLBLREQ=NO
	OPER=NO	
	PROFDEF=YES	ID=1
	FIRST=ALPHANUM	
	SIGNAL=YES	GENERIC=DISALLOWED

Table 295. Classes supplied by IBM (continued)

Class	Attributes	
CFIELD	POSIT=588	OTHER=ANY
	RACLIST=DISALLOWED	MAXLNTH=26
	GENLIST=DISALLOWED	
	RACLREQ=NO	DFTUACC=NONE
	OPER=NO	
	ID=1	
	FIRST=ALPHA	
CIMS	POSIT=93	OTHER=ALPHANUM
	RACLIST=DISALLOWED	MAXLNTH=8
	GENLIST=DISALLOWED	DFTRETC=4
	DFTUACC=NONE	
	GROUP=DIMS	
	OPER=NO	
	ID=88	
CONSOLE	POSIT=107	OTHER=ANY
	RACLIST=ALLOWED	MAXLNTH=8
	GENLIST=DISALLOWED	DFTRETC=8
	DFTUACC=NONE	
	RVRSMAC=YES	
	OPER=NO	
	ID=68	
CPSMOBJ	POSIT=57	OTHER=ANY
	RACLIST=ALLOWED	MAXLNTH=44
	GENLIST=ALLOWED	DFTRETC=4
	GROUP=GCPSMOBJ	
	OPER=NO	
	ID=1	
	FIRST=ANY	

CDT entries

Table 295. Classes supplied by IBM (continued)

Class	Attributes	
CPSMXMP	POSIT=11	OTHER=ANY
	RACLIST=ALLOWED	MAXLNTH=44
		DFTRETC=4
	OPER=NO	
		ID=1
	FIRST=ANY	
CRYPTOZ	POSIT=578	OTHER=ANY
	RACLIST=ALLOWED	MAXLNTH=246
	GENLIST=DISALLOWED	DFTRETC=4
	RACLREQ=YES	DFTUACC=NONE
	OPER=NO	KEYQUAL=0
		ID=1
	FIRST=ANY	
CSFKEYS	POSIT=98	OTHER=ANY
	RACLIST=ALLOWED	MAXLNTH=73
	GENLIST=DISALLOWED	DFTRETC=4
	RACLREQ=YES	DFTUACC=NONE
	GROUP=GCSFKEYS	
	OPER=NO	
		ID=100
	FIRST=ALPHA	
CSFSERV	POSIT=98	OTHER=ALPHANUM
	RACLIST=ALLOWED	MAXLNTH=8
	GENLIST=DISALLOWED	DFTRETC=4
	RACLREQ=YES	DFTUACC=NONE
	OPER=NO	
		ID=99
	FIRST=ALPHA	

Table 295. Classes supplied by IBM (continued)

Class	Attributes	
DASDVOL	POSIT=0	OTHER=ALPHANUM
	RACLIST=ALLOWED	MAXLNTH=6
	GENLIST=ALLOWED	DFTRETC=4
	GROUP=GDASDVOL	
	OPER=YES	
	ID=5	
	FIRST=ALPHANUM	
	DBNFORM	POSIT=59
RACLIST=ALLOWED		MAXLNTH=8
DFTRETC=4		
DFTUACC=NONE		
OPER=NO		
ID=1		
FIRST=ALPHANUM		
DCEUUIDS		POSIT=544
	RACLIST=ALLOWED	MAXLNTH=73
	GENLIST=ALLOWED	DFTRETC=8
	DFTUACC=NONE	
	OPER=NO	
	ID=1	
	FIRST=ALPHANUM	
	DCICSDCT	POSIT=5
MAXLNTH=13		
DFTRETC=4		
DFTUACC=NONE		
GROUP=ECICSDCT		
OPER=NO		
ID=31		
FIRST=ANY		

CDT entries

Table 295. Classes supplied by IBM (continued)

Class	Attributes	
DEVICES	POSIT=115	OTHER=ANY
	RACLIST=ALLOWED	MAXLNTH=39
	GENLIST=DISALLOWED	DFTRETC=4
	RACLREQ=YES	DFTUACC=NONE
		SLBLREQ=YES
	OPER=NO	
		ID=60
DIGTCERT	POSIT=550	OTHER=ANY
	RACLIST=ALLOWED	MAXLNTH=246
	GENLIST=DISALLOWED	DFTRETC=4
	RACLREQ=NO	DFTUACC=NONE
	OPER=NO	KEYQUAL=0
		ID=1
	FIRST=ANY	
DIGTCRIT	POSIT=563	OTHER=ANY
	RACLIST=ALLOWED	MAXLNTH=246
	GENLIST=DISALLOWED	DFTRETC=4
	RACLREQ=YES	DFTUACC=NONE
	OPER=NO	KEYQUAL=0
		ID=1
	FIRST=ANY	
DIGTNMAP	POSIT=563	OTHER=ANY
	RACLIST=ALLOWED	MAXLNTH=246
	GENLIST=DISALLOWED	DFTRETC=4
	RACLREQ=YES	DFTUACC=NONE
	OPER=NO	KEYQUAL=0
		ID=1
	FIRST=ANY	

Table 295. Classes supplied by IBM (continued)

Class	Attributes	
DIGTRING	POSIT=550	OTHER=ANY
	RACLIST=ALLOWED	MAXLNTH=246
	GENLIST=DISALLOWED	DFTRETC=4
	RACLREQ=NO	DFTUACC=NONE
	OPER=NO	KEYQUAL=0
		ID=1
	FIRST=ANY	
DIMS	POSIT=93	OTHER=ALPHANUM
	RACLIST=ALLOWED	MAXLNTH=8
	GENLIST=DISALLOWED	DFTRETC=4
		DFTUACC=NONE
	MEMBER=CIMS	
	OPER=NO	
		ID=89
	FIRST=ALPHA	
DIRACC	POSIT=71	OTHER=ANY
	RACLIST=DISALLOWED	MAXLNTH=246
	GENLIST=DISALLOWED	DFTRETC=8
		DFTUACC=NONE
	OPER=NO	
	PROFDEF=NO	ID=107
	FIRST=ANY	
DIRAUTH	POSIT=105	OTHER=ANY
	RACLIST=DISALLOWED	MAXLNTH=8
	GENLIST=DISALLOWED	DFTRETC=8
		DFTUACC=NONE
	OPER=NO	
	PROFDEF=NO	ID=70
	FIRST=ANY	

Table 295. Classes supplied by IBM (continued)

Class	Attributes	
DIRECTRY	POSIT=95	OTHER=ANY
	RACLIST=DISALLOWED	MAXLNTH=153
	GENLIST=DISALLOWED	DFTRETC=8
		DFTUACC=NONE
		SLBLREQ=YES
	OPER=YES	KEYQUAL=2
		ID=86
	FIRST=ANY	
DIRSRCH	POSIT=70	OTHER=ANY
	RACLIST=DISALLOWED	MAXLNTH=246
	GENLIST=DISALLOWED	DFTRETC=8
		DFTUACC=NONE
	OPER=NO	
	PROFDEF=NO	ID=106
	FIRST=ANY	
DLFCLASS	POSIT=92	OTHER=ANY
	RACLIST=ALLOWED	MAXLNTH=64
	GENLIST=DISALLOWED	DFTRETC=4
		DFTUACC=NONE
	OPER=NO	
		ID=90
	FIRST=ALPHA	
DSNADM	POSIT=539	OTHER=ANY
	RACLIST=DISALLOWED	MAXLNTH=100
	GENLIST=DISALLOWED	DFTRETC=4
	RACLREQ=NO	DFTUACC=NONE
		SLBLREQ=YES
	OPER=NO	
	PROFDEF=YES	ID=1
FIRST=ANY		
	SIGNAL=YES	MAXLENX=246

Table 295. Classes supplied by IBM (continued)

Class	Attributes	
DSNR	POSIT=7	OTHER=ANY
	RACLIST=ALLOWED	MAXLNTH=39
	GENLIST=ALLOWED	
		SLBLREQ=YES
		EQUALMAC=YES
	OPER=NO	
		ID=18
	FIRST=ALPHANUM	
ECICSDCT	POSIT=5	OTHER=ANY
		MAXLNTH=13
		DFTRETC=4
		DFTUACC=NONE
	MEMBER=DCICSDCT	
	OPER=NO	
		ID=32
	FIRST=ANY	
EJBROLE	POSIT=568	OTHER=ANY
	RACLIST=ALLOWED	MAXLNTH=246
	GENLIST=DISALLOWED	DFTRETC=4
	RACLREQ=NO	DFTUACC=NONE
	GROUP=GEJBROLE	SLBLREQ=NO
	OPER=NO	
	PROFDEF=YES	ID=1
	FIRST=ANY	CASE=ASIS
FACILITY	POSIT=8	OTHER=ANY
	RACLIST=ALLOWED	MAXLNTH=39
	GENLIST=ALLOWED	DFTRETC=4
		DFTUACC=NONE
	OPER=NO	
		ID=19
	FIRST=ANY	

Table 295. Classes supplied by IBM (continued)

Class	Attributes	
FCICSFCT	POSIT=5	OTHER=ANY
	RACLIST=ALLOWED	MAXLNTH=17
		DFTRETC=4
		DFTUACC=NONE
	GROUP=HCICSFCT	
	OPER=NO	
		ID=27
	FIRST=ANY	
FIELD	POSIT=121	OTHER=ANY
	RACLIST=ALLOWED	MAXLNTH=26
	GENLIST=ALLOWED	DFTRETC=4
		DFTUACC=NONE
	RACLREQ=YES	
	OPER=NO	
		ID=51
	FIRST=ALPHA	
FILE	POSIT=94	OTHER=ANY
	RACLIST=DISALLOWED	MAXLNTH=171
	GENLIST=DISALLOWED	DFTRETC=8
		DFTUACC=NONE
		SLBLREQ=YES
	OPER=YES	KEYQUAL=2
		ID=87
	FIRST=ANY	
FIMS	POSIT=101	OTHER=ALPHANUM
	RACLIST=DISALLOWED	MAXLNTH=8
	GENLIST=DISALLOWED	DFTRETC=4
		DFTUACC=NONE
	GROUP=HIMS	
	OPER=NO	
		ID=79
	FIRST=ALPHANUM	

Table 295. Classes supplied by IBM (continued)

Class	Attributes	
FSACCESS	POSIT=595	OTHER=ANY
	RACLIST=ALLOWED	MAXLNTH=44
	GENLIST=DISALLOWED	DFTRETC=4
	RACLREQ=YES	DFTUACC=NONE
		SLBLREQ=NO
	OPER=NO	KEYQUAL=0
	PROFDEF=YES	ID=1
	FIRST=ANY	CASE=UPPER
	SIGNAL=YES	GENERIC=ALLOWED
FSEXEC	POSIT=599	OTHER=ANY
	RACLIST=ALLOWED	MAXLNTH=44
	GENLIST=DISALLOWED	DFTRETC=4
	RACLREQ=YES	DFTUACC=NONE
		SLBLREQ=NO
	OPER=NO	KEYQUAL=0
	PROFDEF=YES	ID=1
	FIRST=ANY	CASE=ASIS
	SIGNAL=YES	GENERIC=ALLOWED
FSOBJ	POSIT=72	OTHER=ANY
	RACLIST=DISALLOWED	MAXLNTH=246
	GENLIST=DISALLOWED	DFTRETC=8
		DFTUACC=NONE
	OPER=NO	
	PROFDEF=NO	ID=108
	FIRST=ANY	
FSSEC	POSIT=73	OTHER=ANY
	RACLIST=DISALLOWED	MAXLNTH=246
	GENLIST=DISALLOWED	DFTRETC=8
		DFTUACC=NONE
	OPER=NO	
	PROFDEF=NO	ID=109
	FIRST=ANY	

CDT entries

Table 295. Classes supplied by IBM (continued)

Class	Attributes	
GCICSTRN	POSIT=5	OTHER=ANY
		MAXLNTH=13
		DFTRETC=4
		DFTUACC=NONE
	MEMBER=TCICSTRN	
	OPER=NO	
		ID=13
	FIRST=ANY	
GCPSMOBJ	POSIT=57	OTHER=ANY
		MAXLNTH=246
		DFTRETC=4
	MEMBER=CPSMOBJ	
	OPER=NO	
		ID=1
	FIRST=ANY	
	GCSFKEYS	POSIT=98
RACLIST=DISALLOWED		MAXLNTH=17
GENLIST=DISALLOWED		DFTRETC=4
RACLREQ=NO		DFTUACC=NONE
MEMBER=CSFKEYS		
OPER=NO		
		ID=101
FIRST=NONATABC		
GDASDVOL	POSIT=0	OTHER=ALPHANUM
		MAXLNTH=6
		DFTRETC=4
	MEMBER=DASDVOL	
	OPER=YES	
		ID=39
	FIRST=ALPHANUM	

Table 295. Classes supplied by IBM (continued)

Class	Attributes	
GDSNBP	POSIT=536	OTHER=ANY
	RACLIST=DISALLOWED	MAXLNTH=100
	GENLIST=DISALLOWED	DFTRETC=4
	RACLREQ=NO	DFTUACC=NONE
		SLBLREQ=YES
	MEMBER=MDSNBP	
	OPER=NO	
	PROFDEF=YES	ID=1
	FIRST=ANY	
	GDSNCL	POSIT=538
RACLIST=DISALLOWED		MAXLNTH=100
GENLIST=DISALLOWED		DFTRETC=4
RACLREQ=NO		DFTUACC=NONE
		SLBLREQ=YES
MEMBER=MDSNCL		
OPER=NO		
PROFDEF=YES		ID=1
FIRST=ANY		
		MAXLENX=246
GDSNDB	POSIT=528	OTHER=ANY
	RACLIST=DISALLOWED	MAXLNTH=100
	GENLIST=DISALLOWED	DFTRETC=4
	RACLREQ=NO	DFTUACC=NONE
		SLBLREQ=YES
	MEMBER=MDSNDB	
	OPER=NO	
	PROFDEF=YES	ID=1
	FIRST=ANY	
	GDSNGV	POSIT=596
RACLIST=DISALLOWED		MAXLNTH=246
GENLIST=DISALLOWED		DFTRETC=4
RACLREQ=NO		DFTUACC=NONE
		SLBLREQ=YES
MEMBER=MDSNGV		
OPER=NO		
PROFDEF=YES		ID=1
FIRST=ANY		
		MAXLENX=246
	SIGNAL=YES	

Table 295. Classes supplied by IBM (continued)

Class	Attributes	
GDSNJR	POSIT=567	OTHER=ANY
	RACLIST=DISALLOWED	MAXLNTH=100
	GENLIST=DISALLOWED	DFTRETC=4
	RACLREQ=NO	DFTUACC=NONE
		SLBLREQ=YES
	MEMBER=MDSNJR	
	OPER=NO	
	PROFDEF=YES	ID=1
	FIRST=ANY	
		MAXLENX=246
GDSNPK	POSIT=534	OTHER=ANY
	RACLIST=DISALLOWED	MAXLNTH=100
	GENLIST=DISALLOWED	DFTRETC=4
	RACLREQ=NO	DFTUACC=NONE
		SLBLREQ=NO
	MEMBER=MDSNPK	
	OPER=NO	
	PROFDEF=YES	ID=1
	FIRST=ANY	
	SIGNAL=YES	
GDSNPN	POSIT=533	OTHER=ANY
	RACLIST=DISALLOWED	MAXLNTH=100
	GENLIST=DISALLOWED	DFTRETC=4
	RACLREQ=NO	DFTUACC=NONE
		SLBLREQ=YES
	MEMBER=MDSNPN	
	OPER=NO	
	PROFDEF=YES	ID=1
	FIRST=ANY	
GDSNSC	POSIT=562	OTHER=ANY
	RACLIST=DISALLOWED	MAXLNTH=100
	GENLIST=DISALLOWED	DFTRETC=4
	RACLREQ=NO	DFTUACC=NONE
		SLBLREQ=YES
	MEMBER=MDSNSC	
	OPER=NO	
	PROFDEF=YES	ID=1
	FIRST=ANY	
		MAXLENX=246

Table 295. Classes supplied by IBM (continued)

Class	Attributes	
GDSNSG	POSIT=537	OTHER=ANY
	RACLIST=DISALLOWED	MAXLNTH=100
	GENLIST=DISALLOWED	DFTRETC=4
	RACLREQ=NO	DFTUACC=NONE
		SLBLREQ=YES
	MEMBER=MDSNSG	
	OPER=NO	
	PROFDEF=YES	ID=1
	FIRST=ANY	
		MAXLENX=246
GDSNSM	POSIT=535	OTHER=ANY
	RACLIST=DISALLOWED	MAXLNTH=100
	GENLIST=DISALLOWED	DFTRETC=4
	RACLREQ=NO	DFTUACC=NONE
		SLBLREQ=YES
	MEMBER=MDSNSM	
	OPER=NO	
	PROFDEF=YES	ID=1
	FIRST=ANY	
	SIGNAL=YES	
GDSNSP	POSIT=561	OTHER=ANY
	RACLIST=DISALLOWED	MAXLNTH=100
	GENLIST=DISALLOWED	DFTRETC=4
	RACLREQ=NO	DFTUACC=NONE
		SLBLREQ=YES
	MEMBER=MDSNSP	
	OPER=NO	
	PROFDEF=YES	ID=1
	FIRST=ANY	
	SIGNAL=YES	MAXLENX=246
GDSNSQ	POSIT=573	OTHER=ANY
	RACLIST=DISALLOWED	MAXLNTH=100
	GENLIST=DISALLOWED	DFTRETC=4
	RACLREQ=NO	DFTUACC=NONE
		SLBLREQ=NO
	MEMBER=MDSNSQ	
	OPER=NO	
	PROFDEF=YES	ID=1
	FIRST=ANY	
	SIGNAL=YES	MAXLENX=246

Table 295. Classes supplied by IBM (continued)

Class	Attributes	
GDSNTB	POSIT=530	OTHER=ANY
	RACLIST=DISALLOWED	MAXLNTH=100
	GENLIST=DISALLOWED	DFTRETC=4
	RACLREQ=NO	DFTUACC=NONE
		SLBLREQ=YES
	MEMBER=MDSNTB	
	OPER=NO	
	PROFDEF=YES	ID=1
	FIRST=ANY	
	SIGNAL=YES	MAXLENX=246
GDSNTS	POSIT=529	OTHER=ANY
	RACLIST=DISALLOWED	MAXLNTH=100
	GENLIST=DISALLOWED	DFTRETC=4
	RACLREQ=NO	DFTUACC=NONE
		SLBLREQ=YES
	MEMBER=MDSNTS	
	OPER=NO	
	PROFDEF=YES	ID=1
	FIRST=ANY	
GDSNUF	POSIT=560	OTHER=ANY
	RACLIST=DISALLOWED	MAXLNTH=100
	GENLIST=DISALLOWED	DFTRETC=4
	RACLREQ=NO	DFTUACC=NONE
		SLBLREQ=YES
	MEMBER=MDSNUF	
	OPER=NO	
	PROFDEF=YES	ID=1
	FIRST=ANY	
	SIGNAL=YES	MAXLENX=246
GDSNUT	POSIT=559	OTHER=ANY
	RACLIST=DISALLOWED	MAXLNTH=100
	GENLIST=DISALLOWED	DFTRETC=4
	RACLREQ=NO	DFTUACC=NONE
		SLBLREQ=NO
	MEMBER=MDSNUT	
	OPER=NO	
	PROFDEF=YES	ID=1
	FIRST=ANY	
		MAXLENX=246

Table 295. Classes supplied by IBM (continued)

Class	Attributes	
GEJBROLE	POSIT=568	OTHER=ANY
	RACLIST=DISALLOWED	MAXLNTH=246
	GENLIST=DISALLOWED	DFTRETC=4
	RACLREQ=NO	DFTUACC=NONE
		SLBLREQ=NO
	MEMBER=EJBROLE	
	OPER=NO	
	PROFDEF=YES	ID=1
	FIRST=ANY	CASE=ASIS
GIMS	POSIT=4	OTHER=ALPHANUM
		MAXLNTH=8
		DFTRETC=4
		DFTUACC=NONE
	MEMBER=TIMS	
	OPER=NO	
		ID=10
	FIRST=ALPHA	
GINFOMAN	POSIT=85	OTHER=ANY
	RACLIST=DISALLOWED	MAXLNTH=44
	GENLIST=DISALLOWED	DFTRETC=4
	MEMBER=INFOMAN	
	OPER=NO	
		ID=104
	FIRST=ANY	
GLOBAL	POSIT=6	OTHER=ANY
		MAXLNTH=8
		DFTRETC=4
		DFTUACC=NONE
	MEMBER=GMBR	
	OPER=NO	
		ID=17
	FIRST=ANY	

CDT entries

Table 295. Classes supplied by IBM (continued)

Class	Attributes	
GMBR	POSIT=6	OTHER=ANY
		MAXLNTH=39
		DFTRETC=4
		DFTUACC=NONE
	GROUP=GLOBAL	
	OPER=NO	
		ID=16
	FIRST=ANY	
GMQADMIN	POSIT=80	OTHER=ANY
		MAXLNTH=62
		DFTRETC=8
		DFTUACC=NONE
	MEMBER=MQADMIN	
	OPER=NO	
		ID=121
	FIRST=ANY	
GMQCHAN	POSIT=58	OTHER=ANY
		MAXLNTH=53
		DFTRETC=8
		DFTUACC=NONE
	MEMBER=MQCHAN	
	OPER=NO	
		ID=1
	FIRST=ANY	
GMQNLIST	POSIT=79	OTHER=ANY
		MAXLNTH=53
		DFTRETC=8
		DFTUACC=NONE
	MEMBER=MQNLIST	
	OPER=NO	
		ID=119
	FIRST=ANY	

Table 295. Classes supplied by IBM (continued)

Class	Attributes	
GMQPROC	POSIT=78	OTHER=ANY
		MAXLNTH=53
		DFTRETC=8
		DFTUACC=NONE
	MEMBER=MQPROC	
	OPER=NO	
		ID=117
	FIRST=ANY	
GMQQUEUE	POSIT=77	OTHER=ANY
		MAXLNTH=53
		DFTRETC=8
		DFTUACC=NONE
	MEMBER=MQQUEUE	
	OPER=NO	
		ID=4
	FIRST=ANY	
GMXADMIN	POSIT=586	OTHER=ANY
		MAXLNTH=62
		DFTRETC=8
		DFTUACC=NONE
	MEMBER=MXADMIN	
	OPER=NO	
		ID=1
	FIRST=ANY	CASE=ASIS
GMXNLIST	POSIT=585	OTHER=ANY
		MAXLNTH=53
		DFTRETC=8
		DFTUACC=NONE
	MEMBER=MXNLIST	
	OPER=NO	
		ID=1
	FIRST=ANY	CASE=ASIS

CDT entries

Table 295. Classes supplied by IBM (continued)

Class	Attributes		
GMXPROC	POSIT=584	OTHER=ANY	
		MAXLNTH=53	
		DFTRETC=8	
		DFTUACC=NONE	
		MEMBER=MXPROC	
		OPER=NO	
		ID=1	
		FIRST=ANY	CASE=ASIS
	GMXQUEUE	POSIT=583	OTHER=ANY
		MAXLNTH=53	
		DFTRETC=8	
		DFTUACC=NONE	
		MEMBER=MXQUEUE	
		OPER=NO	
		ID=1	
		FIRST=ANY	CASE=ASIS
GMXTOPIC		POSIT=587	OTHER=ANY
		MAXLNTH=246	
		DFTRETC=8	
		DFTUACC=NONE	
		MEMBER=MXTOPIC	
		OPER=NO	
		ID=1	
		FIRST=ANY	CASE=ASIS
	GSDSF	POSIT=100	OTHER=ANY
		MAXLNTH=63	
		DFTRETC=4	
		DFTUACC=NONE	
		MEMBER=SDSF	
		OPER=NO	
	ID=95		
	FIRST=ANY		

Table 295. Classes supplied by IBM (continued)

Class	Attributes	
GSOMDOBJ	POSIT=547	OTHER=ANY
		MAXLNTH=246
		DFTRETC=8
		MEMBER=SOMDOBJS
		OPER=NO
		ID=1
		FIRST=ALPHA
GTERMINL	POSIT=2	OTHER=ALPHANUM
		MAXLNTH=8
		DFTRETC=4
		MEMBER=TERMINAL
		OPER=NO
		ID=42
		FIRST=ALPHANUM
GXCSFKEY	POSIT=98	OTHER=ALPHANUM
	RACLIST=DISALLOWED	MAXLNTH=246
	GENLIST=DISALLOWED	
		DFTUACC=NONE
		MEMBER=XCSFKEY
		OPER=NO
		ID=101
		FIRST=ALPHA
GXFACILI	POSIT=8	OTHER=ANY
	RACLIST=ALLOWED	MAXLNTH=246
	GENLIST=ALLOWED	DFTRETC=4
		DFTUACC=NONE
		MEMBER=XFACILIT
		OPER=NO
		ID=1
		FIRST=ALPHANUM

CDT entries

Table 295. Classes supplied by IBM (continued)

Class	Attributes	
GZMFAPLA	POSIT=592	OTHER=ANY
	RACLIST=DISALLOWED	MAXLNTH=246
	GENLIST=DISALLOWED	DFTRETC=4
	RACLREQ=NO	DFTUACC=NONE
		SLBLREQ=NO
	MEMBER=ZMFAPLA	
	OPER=NO	
	PROFDEF=YES	ID=1
	FIRST=ANY	CASE=ASIS
HCICSFCT	POSIT=5	OTHER=ANY
		MAXLNTH=17
		DFTRETC=4
		DFTUACC=NONE
	MEMBER=FCICSFCT	
	OPER=NO	
		ID=28
	FIRST=ANY	
HIMS	POSIT=101	OTHER=ALPHANUM
	RACLIST=DISALLOWED	MAXLNTH=8
	GENLIST=DISALLOWED	DFTRETC=4
		DFTUACC=NONE
	MEMBER=FIMS	
	OPER=NO	
		ID=80
	FIRST=ALPHANUM	
IBMOPC	POSIT=60	OTHER=ANY
		MAXLNTH=60
		DFTRETC=4
		DFTUACC=NONE
	MEMBER=OPC	
	OPER=NO	
		ID=1
	FIRST=ALPHA	

Table 295. Classes supplied by IBM (continued)

Class	Attributes	
IDIDMAP	POSIT=591	OTHER=ANY
	RACLIST=ALLOWED	MAXLNTH=246
	GENLIST=DISALLOWED	DFTRETC=4
	RACLREQ=YES	DFTUACC=NONE
	OPER=NO	KEYQUAL=0
		ID=1
	FIRST=ANY	GENERIC=DISALLOWED
IIMS	POSIT=575	OTHER=ALPHANUM
	RACLIST=DISALLOWED	MAXLNTH=8
	GENLIST=DISALLOWED	DFTRETC=4
		DFTUACC=NONE
	GROUP=JIMS	
	OPER=NO	
		ID=1
	FIRST=ALPHA	
ILMADMIN	POSIT=566	OTHER=ANY
	RACLIST=ALLOWED	MAXLNTH=246
	GENLIST=ALLOWED	DFTRETC=4
		DFTUACC=NONE
		SLBLREQ=NO
	OPER=NO	
		ID=1
	FIRST=ANY	
INFOMAN	POSIT=85	OTHER=ANY
	RACLIST=ALLOWED	MAXLNTH=44
	GENLIST=ALLOWED	DFTRETC=4
	GROUP=GINFOMAN	
	OPER=NO	
		ID=103
	FIRST=ANY	

CDT entries

Table 295. Classes supplied by IBM (continued)

Class	Attributes	
IPCOBJ	POSIT=62	OTHER=ANY
	RACLIST=DISALLOWED	MAXLNTH=246
	GENLIST=DISALLOWED	DFTRETC=8
		DFTUACC=NONE
	OPER=NO	
	PROFDEF=NO;	ID=1
	FIRST=ANY	
JAVA	POSIT=556	OTHER=ANY
	RACLIST=ALLOWED	MAXLNTH=246
		DFTRETC=4
	RACLREQ=NO	DFTUACC=NONE
	OPER=NO	
		ID=1
	FIRST=ANY	
JCICSJCT	POSIT=5	OTHER=ANY
		MAXLNTH=17
		DFTRETC=4
		DFTUACC=NONE
	GROUP=KCICSJCT	
	OPER=NO	
		ID=29
	FIRST=ANY	
JESINPUT	POSIT=108	OTHER=ANY
	RACLIST=ALLOWED	MAXLNTH=8
	GENLIST=DISALLOWED	DFTRETC=8
		DFTUACC=NONE
		EQUALMAC=YES
	OPER=NO	
		ID=67
	FIRST=ANY	

Table 295. Classes supplied by IBM (continued)

Class	Attributes	
JESJOBS	POSIT=109	OTHER=ANY
	RACLIST=ALLOWED	MAXLNTH=39
	GENLIST=ALLOWED	DFTRETC=8
		DFTUACC=NONE
	OPER=NO	
		ID=66
	FIRST=ANY	
JESSPOOL	POSIT=110	OTHER=ANY
	RACLIST=ALLOWED	MAXLNTH=53
	GENLIST=DISALLOWED	DFTRETC=8
		DFTUACC=NONE
	OPER=NO	
		ID=65
	FIRST=ANY	
JIMS	POSIT=575	OTHER=ALPHANUM
	RACLIST=DISALLOWED	MAXLNTH=8
	GENLIST=DISALLOWED	DFTRETC=4
		DFTUACC=NONE
	MEMBER=IIMS	
	OPER=NO	
		ID=1
FIRST=ALPHA		
KCICSJCT	POSIT=5	OTHER=ANY
		MAXLNTH=17
		DFTRETC=4
		DFTUACC=NONE
	MEMBER=JCICSJCT	
	OPER=NO	
		ID=30
FIRST=ANY		

CDT entries

Table 295. Classes supplied by IBM (continued)

Class	Attributes	
KERBLINK	POSIT=565	OTHER=ANY
		MAXLNTH=240
	GENLIST=DISALLOWED	DFTRETC=4
		DFTUACC=NONE
	RACLIST=DISALLOWED	
	OPER=NO	
	CASE=ASIS	ID=1
	FIRST=ANY	GENERIC=DISALLOWED
KEYSMSTR	POSIT=543	OTHER=ANY
	RACLIST=ALLOWED	MAXLNTH=39
	GENLIST=ALLOWED	DFTRETC=8
		DFTUACC=NONE
	OPER=NO	
		ID=1
	FIRST=ALPHANUM	
LDAP	POSIT=593	OTHER=ANY
	RACLIST=ALLOWED	MAXLNTH=246
	GENLIST=DISALLOWED	DFTRETC=4
	RACLREQ=NO	DFTUACC=NONE
		SLBLREQ=NO
	OPER=NO	
	PROFDEF=YES	ID=1
	FIRST=ANY	CASE=UPPER
LDAPBIND	POSIT=571	OTHER=ANY
	RACLIST=ALLOWED	MAXLNTH=246
	GENLIST=DISALLOWED	DFTRETC=4
		DFTUACC=NONE
	OPER=NO	
		ID=1
	FIRST=ANY	

Table 295. Classes supplied by IBM (continued)

Class	Attributes	
LFSCCLASS	POSIT=12	OTHER=ANY
	RACLIST=ALLOWED	MAXLNTH=246
		DFTRETC=4
		DFTUACC=NONE
	OPER=NO	
		ID=1
	FIRST=ALPHANUM	
LIMS	POSIT=576	OTHER=ALPHANUM
	RACLIST=DISALLOWED	MAXLNTH=8
	GENLIST=DISALLOWED	DFTRETC=4
		DFTUACC=NONE
	GROUP=MIMS	
	OPER=NO	
		ID=1
	FIRST=ALPHANUM	
LOGSTRM	POSIT=61	OTHER=ANY
	RACLIST=ALLOWED	MAXLNTH=26
	GENLIST=ALLOWED	DFTRETC=4
		DFTUACC=NONE
	OPER=NO	
		ID=1
	FIRST=ANY	
MCICSPPT	POSIT=5	OTHER=ANY
		MAXLNTH=17
		DFTRETC=4
		DFTUACC=NONE
	GROUP=NCICSPPT	
	OPER=NO	
		ID=35
	FIRST=ANY	

Table 295. Classes supplied by IBM (continued)

Class	Attributes	
MDSNBP	POSIT=536	OTHER=ANY
	RACLIST=DISALLOWED	MAXLNTH=100
	GENLIST=DISALLOWED	DFTRETC=4
	RACLREQ=NO	DFTUACC=NONE
	GROUP=GDSNBP	SLBLREQ=YES
	OPER=NO	
	PROFDEF=YES	ID=1
	FIRST=ANY	
	MAXLENX=246	
MDSNCL	POSIT=538	OTHER=ANY
	RACLIST=DISALLOWED	MAXLNTH=100
	GENLIST=DISALLOWED	DFTRETC=4
	RACLREQ=NO	DFTUACC=NONE
	GROUP=GDSNCL	SLBLREQ=YES
	OPER=NO	
	PROFDEF=YES	ID=1
	FIRST=ANY	
	MAXLENX=246	
MDSNDB	POSIT=528	OTHER=ANY
	RACLIST=DISALLOWED	MAXLNTH=100
	GENLIST=DISALLOWED	DFTRETC=4
	RACLREQ=NO	DFTUACC=NONE
	GROUP=GDSNDB	SLBLREQ=YES
	OPER=NO	
	PROFDEF=YES	ID=1
	FIRST=ANY	
	MAXLENX=246	
MDSNGV	POSIT=596	OTHER=ANY
	RACLIST=DISALLOWED	MAXLNTH=246
	GENLIST=DISALLOWED	DFTRETC=4
	RACLREQ=NO	DFTUACC=NONE
	SLBLREQ=YES	
	GROUP=GDSNGV	
	OPER=NO	
	PROFDEF=YES	ID=1
	FIRST=ANY	
	MAXLENX=246	
	SIGNAL=YES	

Table 295. Classes supplied by IBM (continued)

Class	Attributes		
MDSNJR	POSIT=567	OTHER=ANY	
	RACLIST=DISALLOWED	MAXLNTH=100	
	GENLIST=DISALLOWED	DFTRETC=4	
	RACLREQ=NO	DFTUACC=NONE	
	GROUP=GDSNJR	SLBLREQ=YES	
	OPER=NO		
	PROFDEF=YES	ID=1	
	FIRST=ANY		
	MAXLENX=246		
	MDSNPK	POSIT=534	OTHER=ANY
RACLIST=DISALLOWED		MAXLNTH=100	
GENLIST=DISALLOWED		DFTRETC=4	
RACLREQ=NO		DFTUACC=NONE	
GROUP=GDSNPK		SLBLREQ=NO	
OPER=NO			
PROFDEF=YES		ID=1	
FIRST=ANY			
SIGNAL=YES			
MDSNPN		POSIT=533	OTHER=ANY
	RACLIST=DISALLOWED	MAXLNTH=100	
	GENLIST=DISALLOWED	DFTRETC=4	
	RACLREQ=NO	DFTUACC=NONE	
	GROUP=GDSNPN	SLBLREQ=YES	
	OPER=NO		
	PROFDEF=YES	ID=1	
	FIRST=ANY		
	MDSNSC	POSIT=562	OTHER=ANY
		RACLIST=DISALLOWED	MAXLNTH=100
GENLIST=DISALLOWED		DFTRETC=4	
RACLREQ=NO		DFTUACC=NONE	
GROUP=GDSNSC		SLBLREQ=YES	
OPER=NO			
PROFDEF=YES		ID=1	
FIRST=ANY			
MAXLENX=246			

Table 295. Classes supplied by IBM (continued)

Class	Attributes	
MDSNSG	POSIT=537	OTHER=ANY
	RACLIST=DISALLOWED	MAXLNTH=100
	GENLIST=DISALLOWED	DFTRETC=4
	RACLREQ=NO	DFTUACC=NONE
	GROUP=GDSNSG	SLBLREQ=YES
	OPER=NO	
	PROFDEF=YES	ID=1
	FIRST=ANY	
	MAXLENX=246	
	MDSNSM	POSIT=535
RACLIST=DISALLOWED		MAXLNTH=100
GENLIST=DISALLOWED		DFTRETC=4
RACLREQ=NO		DFTUACC=NONE
GROUP=GDSNSM		SLBLREQ=YES
OPER=NO		
PROFDEF=YES		ID=1
FIRST=ANY		
SIGNAL=YES		
MDSNSP		POSIT=561
	RACLIST=DISALLOWED	MAXLNTH=100
	GENLIST=DISALLOWED	DFTRETC=4
	RACLREQ=NO	DFTUACC=NONE
	GROUP=GDSNSP	SLBLREQ=YES
	OPER=NO	
	PROFDEF=YES	ID=1
	FIRST=ANY	
	SIGNAL=YES	MAXLENX=246
	MDSNSQ	POSIT=573
RACLIST=DISALLOWED		MAXLNTH=100
GENLIST=DISALLOWED		DFTRETC=4
RACLREQ=NO		DFTUACC=NONE
GROUP=GDSNSQ		SLBLREQ=NO
OPER=NO		
PROFDEF=YES		ID=1
FIRST=ANY		
SIGNAL=YES		MAXLENX=246

Table 295. Classes supplied by IBM (continued)

Class	Attributes		
MDSNTB	POSIT=530	OTHER=ANY	
	RACLIST=DISALLOWED	MAXLNTH=100	
	GENLIST=DISALLOWED	DFTRETC=4	
	RACLREQ=NO	DFTUACC=NONE	
	GROUP=GDSNTB	SLBLREQ=YES	
	OPER=NO		
	PROFDEF=YES	ID=1	
	FIRST=ANY		
	SIGNAL=YES	MAXLENX=246	
	MDSNTS	POSIT=529	OTHER=ANY
RACLIST=DISALLOWED		MAXLNTH=100	
GENLIST=DISALLOWED		DFTRETC=4	
RACLREQ=NO		DFTUACC=NONE	
GROUP=GDSNTS		SLBLREQ=YES	
OPER=NO			
PROFDEF=YES		ID=1	
FIRST=ANY			
MDSNUF		POSIT=560	OTHER=ANY
		RACLIST=DISALLOWED	MAXLNTH=100
	GENLIST=DISALLOWED	DFTRETC=4	
	RACLREQ=NO	DFTUACC=NONE	
	GROUP=GDSNUF	SLBLREQ=YES	
	OPER=NO		
	PROFDEF=YES	ID=1	
	FIRST=ANY		
	SIGNAL=YES	MAXLENX=246	
	MDSNUF	POSIT=560	OTHER=ANY
RACLIST=DISALLOWED		MAXLNTH=100	
GENLIST=DISALLOWED		DFTRETC=4	
RACLREQ=NO		DFTUACC=NONE	
GROUP=GDSNUF		SLBLREQ=YES	
OPER=NO			
PROFDEF=YES		ID=1	
FIRST=ANY			
SIGNAL=YES		MAXLNTH=246	

CDT entries

Table 295. Classes supplied by IBM (continued)

Class	Attributes	
MFADEF	POSIT=600	OTHER=ANY
	RACLIST=ALLOWED	MAXLNTH=246
	GENLIST=DISALLOWED	DFTRETC=4
	RACLREQ=NO	DFTUACC=NONE
		SLBLREQ=NO
		RVRSMAC=NO
	OPER=NO	KEYQUAL=0
	PROFDEF=YES	ID=1
	FIRST=NONATNUM	CASE=UPPER
	SIGNAL=NO	
	GENERIC=DISALLOWED	
MGMTCLAS	POSIT=123	OTHER=ALPHANUM
	RACLIST=ALLOWED	MAXLNTH=8
	GENLIST=DISALLOWED	DFTRETC=4
		DFTUACC=NONE
	OPER=NO	
		ID=49
	FIRST=ALPHA	
MIMS	POSIT=576	OTHER=ALPHANUM
	RACLIST=DISALLOWED	MAXLNTH=8
	GENLIST=DISALLOWED	DFTRETC=4
		DFTUACC=NONE
	MEMBER=LIMS	
	OPER=NO	
	ID=1	
	FIRST=ALPHANUM	
MQADMIN	POSIT=80	OTHER=ANY
		MAXLNTH=62
		DFTRETC=8
		DFTUACC=NONE
	GROUP=GMQADMIN	
	OPER=NO	
		ID=120
	FIRST=ANY	

Table 295. Classes supplied by IBM (continued)

Class	Attributes		
MQCHAN	POSIT=58	OTHER=ANY	
		MAXLNTH=53	
		DFTRETC=8	
		DFTUACC=NONE	
	GROUP=GMQCHAN		
	OPER=NO		
		ID=1	
	FIRST=ANY		
	MQCMDS	POSIT=81	OTHER=ANY
RACLIST=ALLOWED		MAXLNTH=22	
		DFTRETC=8	
		DFTUACC=NONE	
OPER=NO			
		ID=122	
FIRST=ANY			
MQCONN		POSIT=82	OTHER=ANY
		RACLIST=ALLOWED	MAXLNTH=10
		DFTRETC=8	
		DFTUACC=NONE	
	EQUALMAC=YES		
	OPER=NO		
		ID=123	
	FIRST=ANY		
	MQQLIST	POSIT=79	OTHER=ANY
		MAXLNTH=53	
		DFTRETC=8	
		DFTUACC=NONE	
GROUP=GMQQLIST			
OPER=NO			
		ID=118	
FIRST=ANY			

CDT entries

Table 295. Classes supplied by IBM (continued)

Class	Attributes	
MQPROC	POSIT=78	OTHER=ANY
		MAXLNTH=53
		DFTRETC=8
		DFTUACC=NONE
	GROUP=GMQPROC	
	OPER=NO	
		ID=116
	FIRST=ANY	
MQQUEUE	POSIT=77	OTHER=ANY
		MAXLNTH=53
		DFTRETC=8
		DFTUACC=NONE
	GROUP=GMQQUEUE	
	OPER=NO	
		ID=2
	FIRST=ANY	
MXADMIN	POSIT=586	OTHER=ANY
		MAXLNTH=62
		DFTRETC=8
		DFTUACC=NONE
	GROUP=GMXADMIN	
	OPER=NO	
		ID=1
	FIRST=ANY	CASE=ASIS
MXNLIST	POSIT=585	OTHER=ANY
		MAXLNTH=53
		DFTRETC=8
		DFTUACC=NONE
	GROUP=GMXNLIST	
	OPER=NO	
		ID=1
	FIRST=ANY	CASE=ASIS

Table 295. Classes supplied by IBM (continued)

Class	Attributes		
MXPROC	POSIT=584	OTHER=ANY	
		MAXLNTH=53	
		DFTRETC=8	
		DFTUACC=NONE	
	GROUP=GMXPROC		
	OPER=NO		
		ID=1	
	FIRST=ANY	CASE=ASIS	
	MXQUEUE	POSIT=583	OTHER=ANY
			MAXLNTH=53
		DFTRETC=8	
		DFTUACC=NONE	
GROUP=GMXQUEUE			
OPER=NO			
		ID=1	
FIRST=ANY		CASE=ASIS	
MXTOPIC		POSIT=587	OTHER=ANY
			MAXLNTH=246
		DFTRETC=8	
		DFTUACC=NONE	
	GROUP=GMXTOPIC		
	OPER=NO		
		ID=1	
	FIRST=ANY	CASE=ASIS	
	NCICSPPT	POSIT=5	OTHER=ANY
			MAXLNTH=17
		DFTRETC=4	
		DFTUACC=NONE	
MEMBER=MCICSPPT			
OPER=NO			
		ID=36	
FIRST=ANY			

CDT entries

Table 295. Classes supplied by IBM (continued)

Class	Attributes	
NDSLINK	POSIT=554	OTHER=ANY
	RACLIST=DISALLOWED	MAXLNTH=246
	GENLIST=DISALLOWED	DFTRETC=4
		DFTUACC=NONE
	OPER=NO	PROFDEF=YES
	DFTRETC=4	ID=1
	FIRST=ANY	
NETCMDS	POSIT=68	OTHER=ANY
	RACLIST=ALLOWED	MAXLNTH=246
		DFTRETC=4
		ID=1
	FIRST=ALPHA	
NETSPAN	POSIT=67	OTHER=ANY
		MAXLNTH=8
		DFTRETC=4
		ID=1
	FIRST=ALPHA	
NODES	POSIT=103	OTHER=ANY
	RACLIST=ALLOWED	MAXLNTH=24
	GENLIST=DISALLOWED	DFTRETC=4
	RACLREQ=YES	DFTUACC=NONE
	MEMBER=NODMBR	
	OPER=NO	
		ID=72
FIRST=ANY		

Table 295. Classes supplied by IBM (continued)

Class	Attributes	
NODMBR	POSIT=103	OTHER=ANY
	RACLIST=DISALLOWED	MAXLNTH=8
	GENLIST=DISALLOWED	DFTRETC=4
		DFTUACC=NONE
	GROUP=NODES	
	OPER=NO	
		ID=43
	FIRST=ANY	
NOTELINK	POSIT=553	OTHER=ANY
	RACLIST=DISALLOWED	MAXLNTH=64
	GENLIST=DISALLOWED	DFTRETC=4
		DFTUACC=NONE
	OPER=NO	PROFDEF=YES
	DFTRETC=4	ID=1
	FIRST=ANY	
NVASAPDT	POSIT=97	OTHER=ANY
	RACLIST=DISALLOWED	MAXLNTH=17
	GENLIST=DISALLOWED	DFTRETC=4
		DFTUACC=NONE
	OPER=NO	
		ID=83
	FIRST=ANY	
OIMS	POSIT=101	OTHER=ALPHANUM
	RACLIST=DISALLOWED	MAXLNTH=8
	GENLIST=DISALLOWED	DFTRETC=4
		DFTUACC=NONE
	GROUP=WIMS	
	OPER=NO	
		ID=81
	FIRST=ALPHANUM	

CDT entries

Table 295. Classes supplied by IBM (continued)

Class	Attributes	
OPERCMD5	POSIT=112	OTHER=ANY
	RACLIST=ALLOWED	MAXLNTH=39
	GENLIST=DISALLOWED	DFTRETC=4
	RACLREQ=YES	DFTUACC=NONE
	OPER=NO	
	ID=63	
	FIRST=ANY	
PCICSPSB	POSIT=5	OTHER=ANY
	MAXLNTH=17	
	DFTRETC=4	
	DFTUACC=NONE	
	GROUP=QCICSPSB	
	OPER=NO	
	ID=14	
PERFGRP	POSIT=125	OTHER=NUMERIC
	RACLIST=ALLOWED	MAXLNTH=3
	GENLIST=DISALLOWED	DFTRETC=4
	DFTUACC=NONE	
	OPER=NO	
	ID=47	
PIMS	POSIT=101	OTHER=ALPHANUM
	RACLIST=DISALLOWED	MAXLNTH=8
	GENLIST=DISALLOWED	DFTRETC=4
	DFTUACC=NONE	
	GROUP=QIMS	
	OPER=NO	
	ID=75	
FIRST=ALPHANUM		

Table 295. Classes supplied by IBM (continued)

Class	Attributes	
PKISERV	POSIT=597	OTHER=ANY
	RACLIST=ALLOWED	MAXLNTH=246
	GENLIST=DISALLOWED	DFTRETC=4
	RACLREQ=YES	DFTUACC=NONE
	OPER=NO	KEYQUAL=0
		ID=1
	FIRST=ANY	CASE=UPPER
PMBR	POSIT=13	OTHER=ALPHANUM
		MAXLNTH=44
		DFTRETC=4
		DFTUACC=NONE
	GROUP=PROGRAM	
	OPER=NO	
		ID=40
	FIRST=ALPHA	
PRINTSRV	POSIT=570	OTHER=ANY
	RACLIST=ALLOWED	MAXLNTH=17
	GENLIST=ALLOWED	DFTRETC=4
		DFTUACC=NONE
	OPER=NO	
		ID=1
	FIRST=ANY	MAXLENX=64
PROCACT	POSIT=75	OTHER=ANY
	RACLIST=DISALLOWED	MAXLNTH=246
	GENLIST=DISALLOWED	DFTRETC=8
		DFTUACC=NONE
	OPER=NO	
	PROFDEF=NO	ID=111
	FIRST=ANY	

CDT entries

Table 295. Classes supplied by IBM (continued)

Class	Attributes	
PROCESS	POSIT=74	OTHER=ANY
	RACLIST=DISALLOWED	MAXLNTH=246
	GENLIST=DISALLOWED	DFTRETC=8
		DFTUACC=NONE
	OPER=NO	
	PROFDEF=NO	ID=110
	FIRST=ANY	
PROGRAM	POSIT=13	OTHER=ALPHANUM
		MAXLNTH=8
		DFTRETC=4
		DFTUACC=NONE
	MEMBER=PMBR	
	OPER=NO	
		ID=41
PROPCNTL	POSIT=119	OTHER=ALPHANUM
	RACLIST=ALLOWED	MAXLNTH=8
	GENLIST=DISALLOWED	DFTRETC=4
	RACLREQ=YES	DFTUACC=NONE
	OPER=NO	
		ID=56
	FIRST=ALPHANUM	
PSFMPL	POSIT=113	OTHER=ANY
	RACLIST=ALLOWED	MAXLNTH=39
	GENLIST=DISALLOWED	DFTRETC=8
	RACLREQ=YES	DFTUACC=NONE
	OPER=YES	
		ID=62
	FIRST=ANY	

Table 295. Classes supplied by IBM (continued)

Class	Attributes	
PTKTDATA	POSIT=76	OTHER=ANY
	RACLIST=ALLOWED	MAXLNTH=39
		DFTRETC=4
	RACLREQ=YES	DFTUACC=NONE
	OPER=NO	
		ID=112
	FIRST=ALPHANUM	
PTKTVAL	POSIT=76	OTHER=ANY
	RACLIST=ALLOWED	MAXLNTH=39
		DFTRETC=4
	OPER=NO	
		ID=1
	FIRST=ANY	
QCICSPSB	POSIT=5	OTHER=ANY
		MAXLNTH=17
		DFTRETC=4
		DFTUACC=NONE
	MEMBER=PCICSPSB	
	OPER=NO	
		ID=15
	FIRST=ANY	
QIMS	POSIT=101	OTHER=ALPHANUM
	RACLIST=DISALLOWED	MAXLNTH=8
	GENLIST=DISALLOWED	DFTRETC=4
		DFTUACC=NONE
	MEMBER=PIMS	
	OPER=NO	
		ID=76
	FIRST=ALPHANUM	

CDT entries

Table 295. Classes supplied by IBM (continued)

Class	Attributes	
RACFEVNT	POSIT=574	OTHER=ANY
	RACLIST=ALLOWED	MAXLNTH=246
	GENLIST=ALLOWED	DFTRETC=4
	RACLREQ=NO	DFTUACC=NONE
	OPER=NO	
	ID=1	
	FIRST=ANY	
	RACFHC	POSIT=590
RACLIST=ALLOWED		MAXLNTH=246
GENLIST=DISALLOWED		DFTRETC=8
RACLREQ=YES		DFTUACC=NONE
MEMBER=RACHCMBR		
OPER=NO		
ID=1		
FIRST=ALPHANUM		
RACFVARS	POSIT=102	OTHER=ALPHANUM
	RACLIST=ALLOWED	MAXLNTH=8
	GENLIST=DISALLOWED	DFTRETC=4
	DFTUACC=NONE	
	MEMBER=RVARSMBR	
	OPER=NO	
	ID=74	
	FIRST=ANY	
RACGLIST	POSIT=10	OTHER=ANY
	RACLIST=DISALLOWED	MAXLNTH=14
	GENLIST=DISALLOWED	DFTRETC=4
	RACLREQ=NO	DFTUACC=NONE
	SLBLREQ=NO	
	OPER=NO	
	PROFDEF=YES	ID=1
	FIRST=ANY	

Table 295. Classes supplied by IBM (continued)

Class	Attributes	
RACHCMBR	POSIT=590	OTHER=ANY
	RACLIST=DISALLOWED	MAXLNTH=246
	GENLIST=DISALLOWED	DFTRETC=8
		DFTUACC=NONE
	GROUP=RACFHC	
	OPER=NO	
		ID=1
	FIRST=ALPHANUM	
RAUDITX	POSIT=577	OTHER=ANY
	RACLIST=ALLOWED	MAXLNTH=246
		DFTRETC=4
	RACLREQ=NO	DFTUACC=NONE
		ID=1
	FIRST=ANY	
RCICSRES	POSIT=5	OTHER=ANY
		MAXLNTH=54
		DFTUACC=NONE
	GROUP=WCICSRES	
	OPER=NO	
		ID=52
	FIRST=ANY	CASE=ASIS
RDATA LIB	POSIT=581	OTHER=ANY
	RACLIST=ALLOWED	MAXLNTH=246
	GENLIST=DISALLOWED	DFTRETC=4
	RACLREQ=YES	DFTUACC=NONE
	OPER=NO	KEYQUAL=0
		ID=1
	FIRST=ANY	CASE=UPPER

CDT entries

Table 295. Classes supplied by IBM (continued)

Class	Attributes	
REALM	POSIT=564	OTHER=ANY
		MAXLNTH=240
	GENLIST=DISALLOWED	DFTRETC=4
		DFTUACC=NONE
	RACLIST=ALLOWED	
		DFTRETC=4
	OPER=NO	
		ID=1
	FIRST=ANY	GENERIC=DISALLOWED
RIMS	POSIT=589	OTHER=ALPHANUM
		MAXLNTH=8
	GENLIST=DISALLOWED	DFTRETC=4
		DFTUACC=NONE
	RACLIST=DISALLOWED	
	OPER=NO	ID=1
	FIRST=ALPHANUM	CASE=ASIS
RMTOPS	POSIT=86	OTHER=ANY
		MAXLNTH=246
		DFTRETC=4
		DFTUACC=NONE
	OPER=NO	
		ID=102
	FIRST=ALPHA	
RODMMGR	POSIT=69	OTHER=ANY
		MAXLNTH=8
		DFTRETC=4
		ID=113
	FIRST=ALPHANUM	

Table 295. Classes supplied by IBM (continued)

Class	Attributes	
ROLE	POSIT=551	OTHER=ANY
	RACLIST=DISALLOWED	MAXLNTH=246
	GENLIST=DISALLOWED	DFTRETC=8
	PROFDEF=YES	DFTUACC=NONE
	OPER=NO	
	ID=1	
	FIRST=ANY	
RRSFDATA	POSIT=65	OTHER=ANY
	RACLIST=ALLOWED	MAXLNTH=246
	GENLIST=ALLOWED	DFTRETC=4
	RACLREQ=NO	DFTUACC=NONE
	OPER=NO	
	KEYQUAL=0	
	ID=1	
FIRST=ANY		
RVARSMBR	POSIT=102	OTHER=ANY
	RACLIST=DISALLOWED	MAXLNTH=39
	GENLIST=DISALLOWED	DFTRETC=4
	DFTUACC=NONE	
	GROUP=RACFVARS	
	OPER=NO	
	ID=73	
FIRST=ANY		
SCDMBR	POSIT=9	OTHER=ANY
	MAXLNTH=39	
	DFTRETC=4	
	DFTUACC=NONE	
	GROUP=SECDATA	
	OPER=NO	
	ID=25	
FIRST=ANY		

CDT entries

Table 295. Classes supplied by IBM (continued)

Class	Attributes	
SCICSTST	POSIT=5	OTHER=ANY
		MAXLNTH=17
		DFTRETC=4
		DFTUACC=NONE
	GROUP=UCICSTST	
	OPER=NO	
		ID=33
	FIRST=ANY	MAXLENX=25
SDSF	POSIT=100	OTHER=ANY
	RACLIST=ALLOWED	MAXLNTH=63
	GENLIST=ALLOWED	DFTRETC=4
		DFTUACC=NONE
	GROUP=GSDSF	
	OPER=NO	
		ID=94
	FIRST=ANY	
SECDATA	POSIT=9	OTHER=ALPHA
		MAXLNTH=8
		DFTRETC=4
		DFTUACC=NONE
	MEMBER=SCDMBR	
	OPER=NO	
		ID=26
	FIRST=ALPHA	
SECLABEL	POSIT=117	OTHER=ALPHANUM
	RACLIST=ALLOWED	MAXLNTH=8
	GENLIST=DISALLOWED	DFTRETC=8
	RACLREQ=YES	DFTUACC=NONE
	MEMBER=SECLMBR	
	OPER=NO	
		ID=58
	FIRST=ALPHA	
	SIGNAL=YES	GENERIC=DISALLOWED

Table 295. Classes supplied by IBM (continued)

Class	Attributes	
SECLMBR	POSIT=117	OTHER=ANY
	RACLIST=DISALLOWED	MAXLNTH=4
	GENLIST=DISALLOWED	DFTRETC=4
		DFTUACC=NONE
	GROUP=SECLABEL	
	OPER=NO	
		ID=1
	FIRST=ANY	GENERIC=DISALLOWED
SERVAUTH	POSIT=558	OTHER=ANY
	RACLIST=ALLOWED	MAXLNTH=64
		DFTRETC=4
	RACLREQ=YES	DFTUACC=NONE
		SLBLREQ=YES
		EQUALMAC=YES
	OPER=NO	
		ID=1
SERVER	POSIT=546	OTHER=ANY
	RACLIST=ALLOWED	MAXLNTH=41
		DFTRETC=8
		SLBLREQ=YES
		EQUALMAC=YES
	OPER=NO	
		ID=1
	FIRST=ALPHANUM	MAXLENX=64
SFSCMD	POSIT=99	OTHER=ANY
	RACLIST=DISALLOWED	MAXLNTH=246
	GENLIST=DISALLOWED	DFTRETC=8
		DFTUACC=NONE
	OPER=NO	
		ID=93
	FIRST=ANY	

CDT entries

Table 295. Classes supplied by IBM (continued)

Class	Attributes	
SIMS	POSIT=101	OTHER=ALPHANUM
	RACLIST=DISALLOWED	MAXLNTH=8
	GENLIST=DISALLOWED	DFTRETC=4
		DFTUACC=NONE
	GROUP=UIMS	
	OPER=NO	
		ID=77
	FIRST=ALPHANUM	
SMESSAGE	POSIT=116	OTHER=ALPHANUM
	RACLIST=ALLOWED	MAXLNTH=8
	GENLIST=DISALLOWED	DFTRETC=0
		DFTUACC=NONE
	OPER=NO	
		ID=59
	FIRST=ALPHANUM	
	SOMDOBJ	POSIT=547
RACLIST=ALLOWED		MAXLNTH=246
		DFTRETC=8
GROUP=GSOMDOBJ		
OPER=NO		
		ID=1
FIRST=ALPHANUM		
STARTED		POSIT=66
	RACLIST=ALLOWED	MAXLNTH=17
	GENLIST=DISALLOWED	DFTRETC=4
	RACLREQ=YES	DFTUACC=NONE
	OPER=NO	
		ID=1
	FIRST=ALPHA	

Table 295. Classes supplied by IBM (continued)

Class	Attributes	
STORCLAS	POSIT=122	OTHER=ALPHANUM
	RACLIST=ALLOWED	MAXLNTH=8
	GENLIST=DISALLOWED	DFTRETC=4
		DFTUACC=NONE
	OPER=NO	
		ID=50
	FIRST=ALPHA	
SUBSYSNM	POSIT=83	OTHER=ALPHANUM
	RACLIST=ALLOWED	MAXLNTH=8
		DFTRETC=4
		DFTUACC=NONE
	OPER=NO	
		ID=1
	FIRST=ALPHA	
SURROGAT	POSIT=104	OTHER=ANY
	RACLIST=ALLOWED	MAXLNTH=17
	GENLIST=DISALLOWED	DFTRETC=4
		DFTUACC=NONE
	OPER=NO	
		ID=71
	FIRST=ANY	
SYSMVIEW	POSIT=542	OTHER=ANY
	RACLIST=ALLOWED	MAXLNTH=52
	GENLIST=DISALLOWED	DFTRETC=4
	RACLREQ=YES	DFTUACC=NONE
	OPER=NO	
		ID=1
	FIRST=ALPHANUM	

CDT entries

Table 295. Classes supplied by IBM (continued)

Class	Attributes	
SYSAUTO	POSIT=598	OTHER=ANY
	RACLIST=ALLOWED	MAXLNTH=246
	GENLIST=DISALLOWED	DFTRETC=4
	RACLREQ=YES	DFTUACC=NONE
		SLBLREQ=NO
	OPER=NO	KEYQUAL=0
	PROFDEF=YES	ID=1
	FIRST=ALPHANUM	CASE=UPPER
	SIGNAL=NO	GENERIC=ALLOWED
TAPEVOL	POSIT=1	OTHER=ALPHANUM
		MAXLNTH=6
		DFTRETC=4
		SLBLREQ=YES
	OPER=YES	
		ID=6
	FIRST=ALPHANUM	
TCICSTRN	POSIT=5	OTHER=ANY
		MAXLNTH=13
		DFTRETC=4
		DFTUACC=NONE
	GROUP=GCICSTRN	
	OPER=NO	
		ID=12
	FIRST=ANY	
TEMPDSN	POSIT=106	OTHER=ANY
	RACLIST=DISALLOWED	MAXLNTH=39
	GENLIST=DISALLOWED	DFTRETC=8
		DFTUACC=NONE
	OPER=NO	
	PROFDEF=NO	ID=69
	FIRST=ANY	

Table 295. Classes supplied by IBM (continued)

Class	Attributes	
TERMINAL	POSIT=2	OTHER=ALPHANUM
	RACLIST=ALLOWED	MAXLNTH=8
	GENLIST=ALLOWED	DFTRETC=4
	GROUP=GTERMINL	SLBLREQ=YES
		EQUALMAC=YES
	OPER=NO	
		ID=7
	FIRST=ALPHANUM	
	SIGNAL=YES	
TIMS	POSIT=4	OTHER=ALPHANUM
		MAXLNTH=8
		DFTRETC=4
		DFTUACC=NONE
	GROUP=GIMS	
	OPER=NO	
		ID=9
	FIRST=ALPHANUM	
TMEADMIN	POSIT=549	OTHER=ANY
	RACLIST=ALLOWED	MAXLNTH=246
	GENLIST=ALLOWED	DFTRETC=8
		DFTUACC=NONE
	OPER=NO	
		ID=1
	FIRST=ALPHANUM	
TSOAUTH	POSIT=124	OTHER=ALPHANUM
	RACLIST=ALLOWED	MAXLNTH=8
	GENLIST=DISALLOWED	DFTRETC=4
		DFTUACC=NONE
	OPER=NO	
		ID=48
	FIRST=ALPHANUM	

CDT entries

Table 295. Classes supplied by IBM (continued)

Class	Attributes	
TSOPROC	POSIT=127	OTHER=ALPHANUM
	RACLIST=ALLOWED	MAXLNTH=8
	GENLIST=DISALLOWED	DFTRETC=4
		DFTUACC=NONE
	OPER=NO	
		ID=45
	FIRST=ALPHA	
UCICSTST	POSIT=5	OTHER=ANY
		MAXLNTH=17
		DFTRETC=4
		DFTUACC=NONE
	MEMBER=SCICSTST	
	OPER=NO	
		ID=34
	FIRST=ANY	MAXLENX=25
UIMS	POSIT=101	OTHER=ALPHANUM
	RACLIST=DISALLOWED	MAXLNTH=8
	GENLIST=DISALLOWED	DFTRETC=4
		DFTUACC=NONE
	MEMBER=SIMS	
	OPER=NO	
		ID=78
	FIRST=ALPHANUM	
UNIXMAP	POSIT=552	OTHER=NUMERIC
	RACLIST=DISALLOWED	MAXLNTH=246
	GENLIST=DISALLOWED	DFTRETC=4
		DFTUACC=NONE
	OPER=NO	
		ID=1
	FIRST=ALPHA	

Table 295. Classes supplied by IBM (continued)

Class	Attributes	
UNIXPRIV	POSIT=555	OTHER=ANY
	RACLIST=ALLOWED	MAXLNTH=246
	GENLIST=DISALLOWED	DFTRETC=4
		DFTUACC=NONE
	RACLREQ=YES	SLBLREQ=NO
	OPER=NO	
		ID=1
	FIRST=ANY	
VCICSCMD	POSIT=5	OTHER=ANY
		MAXLNTH=21
		DFTRETC=4
		DFTUACC=NONE
	MEMBER=CCICSCMD	
	OPER=NO	
		ID=53
	FIRST=ANY	
VMBATCH	POSIT=15	OTHER=ANY
	RACLIST=ALLOWED	MAXLNTH=8
	GENLIST=ALLOWED	DFTRETC=4
		DFTUACC=NONE
		ID=24
	FIRST=ANY	
VMBR	POSIT=120	OTHER=ALPHANUM
	RACLIST=DISALLOWED	MAXLNTH=39
	GENLIST=DISALLOWED	DFTRETC=4
		DFTUACC=NONE
	GROUP=VMEVENT	
	OPER=NO	
		ID=54
	FIRST=ALPHA	

CDT entries

Table 295. Classes supplied by IBM (continued)

Class	Attributes	
VMCMD	POSIT=14	OTHER=ANY
	RACLIST=ALLOWED	MAXLNTH=17
	GENLIST=ALLOWED	DFTRETC=4
		DFTUACC=NONE
		ID=22
		FIRST=ANY
VMDEV	POSIT=594	OTHER=ANY
	RACLIST=ALLOWED	MAXLNTH=246
	GENLIST=ALLOWED	DFTRETC=4
	RACLREQ=NO	DFTUACC=NONE
		SLBLREQ=YES
		RVRSMAC=NO
	OPER=NO	KEYQUAL=0
	PROFDEF=YES	ID=1
		FIRST=ANY
VMEVENT	POSIT=120	OTHER=ANY
	RACLIST=DISALLOWED	MAXLNTH=16
	GENLIST=DISALLOWED	DFTRETC=4
		DFTUACC=NONE
	MEMBER=VMBR	
	OPER=NO	
	ID=55	
	FIRST=ALPHA	
VMLAN	POSIT=64	OTHER=ANY
	RACLIST=ALLOWED	MAXLNTH=246
	GENLIST=ALLOWED	DFTRETC=4
		DFTUACC=NONE
		SLBLREQ=YES
	OPER=NO	
		ID=1
	FIRST=ANY	

Table 295. Classes supplied by IBM (continued)

Class	Attributes	
VMMAC	POSIT=91	OTHER=ANY
	RACLIST=DISALLOWED	MAXLNTH=246
	GENLIST=DISALLOWED	DFTRETC=8
		DFTUACC=NONE
		SLBLREQ=YES
	OPER=NO	
	PROFDEF=NO	ID=91
	FIRST=ANY	
VMMDISK	POSIT=18	OTHER=ANY
	RACLIST=DISALLOWED	MAXLNTH=22
	GENLIST=ALLOWED	DFTRETC=4
		DFTUACC=NONE
		SLBLREQ=YES
		ID=20
		FIRST=ANY
VMNODE	POSIT=16	OTHER=ANY
	RACLIST=ALLOWED	MAXLNTH=8
	GENLIST=ALLOWED	DFTRETC=4
		DFTUACC=NONE
		ID=23
		FIRST=ANY
VMPOSIX	POSIT=63	OTHER=ANY
	RACLIST=DISALLOWED	MAXLNTH=246
	GENLIST=DISALLOWED	DFTRETC=4
		DFTUACC=NONE
	OPER=NO	
		ID=1
	FIRST=ANY	

CDT entries

Table 295. Classes supplied by IBM (continued)

Class	Attributes	
VMRDR	POSIT=17	OTHER=ANY
	RACLIST=DISALLOWED	MAXLNTH=17
	GENLIST=ALLOWED	DFTRETC=4
		DFTUACC=NONE
		ID=21
		FIRST=ANY
VMSEGMT	POSIT=90	OTHER=ANY
	RACLIST=ALLOWED	MAXLNTH=246
	GENLIST=ALLOWED	DFTRETC=4
		DFTUACC=NONE
		SLBLREQ=YES
		OPER=NO
		ID=92
	FIRST=ANY	
VMXEVENT	POSIT=96	OTHER=ANY
	RACLIST=DISALLOWED	MAXLNTH=16
	GENLIST=DISALLOWED	DFTRETC=4
		DFTUACC=NONE
		MEMBER=VXMBR
		OPER=NO
		ID=85
	FIRST=ALPHA	
VTAMAPPL	POSIT=114	OTHER=ALPHANUM
	RACLIST=ALLOWED	MAXLNTH=8
	GENLIST=DISALLOWED	DFTRETC=4
	RACLREQ=YES	DFTUACC=NONE
		OPER=NO
		ID=61
	FIRST=ALPHANUM	

Table 295. Classes supplied by IBM (continued)

Class	Attributes	
VXMBR	POSIT=96	OTHER=ALPHANUM
	RACLIST=DISALLOWED	MAXLNTH=39
	GENLIST=DISALLOWED	DFTRETC=4
		DFTUACC=NONE
	GROUP=VMXEVENT	
	OPER=NO	
		ID=84
	FIRST=ALPHA	
WCICSRES	POSIT=5	OTHER=ANY
		MAXLNTH=40
		DFTUACC=NONE
	MEMBER=RCICSRES	
	OPER=NO	
		ID=53
	FIRST=ANY	CASE=ASIS
WIMS	POSIT=101	OTHER=ALPHANUM
	RACLIST=DISALLOWED	MAXLNTH=8
	GENLIST=DISALLOWED	DFTRETC=4
		DFTUACC=NONE
	MEMBER=OIMS	
	OPER=NO	
		ID=82
	FIRST=ALPHANUM	
WRITER	POSIT=111	OTHER=ANY
	RACLIST=ALLOWED	MAXLNTH=39
	GENLIST=DISALLOWED	DFTRETC=8
		DFTUACC=NONE
		SLBLREQ=YES
		RVRSMAC=YES
	OPER=NO	
		ID=64
	FIRST=ANY	

CDT entries

Table 295. Classes supplied by IBM (continued)

Class	Attributes	
XCSFKEY	POSIT=98	OTHER=ANY
	RACLIST=ALLOWED	MAXLNTH=246
	GENLIST=DISALLOWED	DFTRETC=8
	RACLREQ=YES	DFTUACC=NONE
	GROUP=GXCSFKEY	
	OPER=NO	
	ID=100	
	FIRST=ALPHA	
XFACILIT	POSIT=8	OTHER=ANY
	RACLIST=ALLOWED	MAXLNTH=246
	GENLIST=ALLOWED	DFTRETC=8
	DFTUACC=NONE	
	GROUP=GXFACILI	
	OPER=NO	
	ID=1	
	FIRST=ALPHANUM	
SIGNAL=YES		
ZMFAPLA	POSIT=592	OTHER=ANY
	RACLIST=ALLOWED	MAXLNTH=246
	GENLIST=DISALLOWED	DFTRETC=4
	RACLREQ=NO	DFTUACC=NONE
	GROUP=GZMFAPLA	SLBLREQ=NO
	OPER=NO	
	PROFDEF=YES	ID=1
	FIRST=ANY	CASE=ASIS

Appendix D. RACF database templates

This topic includes information about the following templates of the RACF database:

- GROUP
- USER
- CONNECT
- DATA SET
- GENERAL
- RESERVED

Important

Do not modify the RACF database templates (CSECT IRRTEMP2). Such modification is not supported by IBM and might result in damage to your RACF database or other unpredictable results.

Segment fields:

1. The first field in a segment of a template cannot be retrieved or updated. This field has a Field ID of 001 and is usually described in the **Field Being Described** column as 'Start of segment fields'.
2. The TME segment fields are intended to be updated by Tivoli® applications, which manage updates, permissions, and cross-references among the fields. The TME fields should only be directly updated on an exception basis. See *z/OS Security Server RACF Command Language Reference* for formats of the field data as enforced by the RACF commands. Use caution when directly updating TME fields, as the updates might be overridden by subsequent actions of Tivoli applications.

Format of field definitions

The RACF database templates contain a definition for each field in the profile.

Each field definition contains information about the field in the following format:

Field name (character data)	Field ID	Flag 1	Flag 2	Field Length decimal	Default value	Type
Field Name						Character data.
Field ID						Reference number.
Flag 1 field						The bits have the following meanings when they are turned on:
	Bit 0:					The field is a member of a repeat group.
	Bit 1:					The definition describes a combination field.
	Bit 2:					The field is a flag byte.
	Bit 3:					The field contains the count of members in the repeat group following this field.
	Bit 4:					The definition describes a combination field continued in next entry.
	Bit 5:					The field (for example, PASSWORD) is encrypted.
	Bit 6:					The field is sorted in ascending order.
	Bit 7:					The field is a statistical field. A value is always stored for this field, even when it is equal to the defined null value for the field.
Flag 2						The bits have the following meanings when they are turned on:
	Bit 0:					Changes to this field affect security and cause ACEEs to be purged from VLF.

Database templates

Field name (character data)	Field ID	Flag 1	Flag 2	Field Length decimal	Default value	Type
	Bit 1:					The field is padded on the left with binary zeros when values shorter than the field length are retrieved.
	Bit 2:					This field represents a 3-byte date field.
	Bit 3:					This field is an Application Identity Mapping alias name.
	Bit 4:					This field is not to be unloaded by the Database Unload utility (IRRDBU00).
	Bit 5:					The alias name in this field is EBCDIC.
	Bits 6-7:					Reserved for IBM's use.
Field Length						Field length on return from ICHEINTY or RACROUTE REQUEST=EXTRACT (0 is variable length).
Default Value						Field default. If the field is not present in the profile, this byte is propagated throughout the returned field as the default value.
Type						Data type of each field. In this column, character is represented as 'Char', integer is represented as 'Int', and binary is represented as 'Bin'. 'Date' and 'Time' are also possible data types.
						The type of a combination field that represents a single field is the same as that single field. There is no "type" associated with a combination field which represents multiple fields.

Repeat groups on the RACF database

A repeat group consists of one or more sequential fields within a profile that are able to be repeated within that profile. A field that belongs to a repeat group is only defined once in the template, but can be repeated as many times as necessary within the actual profile. A count field precedes the repeat group in the profile indicating how many of these groups follow.

Field length

If a field in a profile has a fixed length, a value (less than 255) in the field definition within the template specifies its actual length. If a field in a profile has a variable length, the value in the field definition is 0. In both cases, the actual field length is contained in the physical data mapped by the field definition.

Data field types

RACF stores information in the RACF database in many different formats. This section identifies the major data types that RACF stores. Exceptions and additional detail can be found in the description of each specific field within the templates.

Date fields

The format of the 3-byte date fields is *yydddF*, which represents a packed decimal number in which *y* represents year, *d* represents day, and *F* represents the sign. Examples of RACF date values are X'98111C' and X'94099D'.

The format of the 4-byte date fields should be *yyyymmdd*, which represents a packed decimal number in which *y* represents year, *m* represents month, and *d* represents day. Examples of RACF date values are X'19980421' and X'19940409'.

RACF might use any of the following values for null dates: X'FFFFFF', X'00000D', X'00000C', and X'000000' for 3-byte addresses, and X'FFFFFFFF', X'0000000D', X'0000000C', and X'00000000' for 4-byte addresses. However, you should always set null dates to either X'00000F' for 3-byte addresses and X'0000000F' for 4-byte addresses.

Time fields

The format for the 4-byte time fields are *hhmmssstc* where *h* represents hours, *m* represents minutes, *s* represents seconds, *t* represents tenths of seconds, and *c* represents hundredths of seconds. There is no sign byte. For information on the 8-byte version, see the TIME macro as documented in *z/OS MVS Programming: Assembler Services Reference IAR-XCT*.

Integer fields

Integers are stored as unsigned binary values. These values can be 1, 2, or 4 bytes in length.

Character fields

Character fields are padded with blanks to the right.

Combination fields on the RACF database

The database templates also contain definitions called *combination fields*.

Combination fields do not describe a field of a profile. They contain the field numbers that identify the respective field definitions. You can use a combination as an alias to access multiple fields with one ICHEACTN or RACROUTE REQUEST=EXTRACT macro. For more information, see "Example 2: Adding a user ID to a data set access list", in Appendix A of *z/OS Security Server RACF Macros and Interfaces*.

In addition, you can use the combination field to provide aliases for individual fields.

The format of a combination field definition is different from a non-combination definition. Its format is as follows:

Field Name	Character data.
Field ID	Reference number.
Flag 1	The hex representation of the flag bits for this field. For combination fields, bit 1 is on. For a continuation of combination fields, bit 4 is also on.
Flag 2	The hex representation of the flag bits for this field. For combination fields, all bits are off.
Combination IDs	If nonzero, combination IDs represent the position of a non-combination field within the template segment. There can be up to 5 field IDs representing the template fields that comprise this combination field.
Type	Data type of each field. In this column, character is represented as 'Char', integer is represented as 'Int', and binary is represented as 'Bin'. 'Date' and 'Time' are also possible data types.
Comments	Comment field.

Determining space requirements for the profiles

The formula for calculating the space that is required for each segment (Base RACF information, TSO, DFP, and so on) of each profile in the RACF database is as follows:

$$P = 20 + L + F1 + F4 + R$$

Where:

Space required	
P	= The number of bytes required for a profile segment
L	= The number of bytes in the profile name
F1	= The sum of the lengths of all fields that contain data and have a length of 1 to 127 bytes, plus 2 bytes for every field counted.
	For example, if a segment contains 3 non-null fields of length 8, $F1 = (3 * 8) + (3 * 2) = 24 + 6 = 30$.
F4	= The sum of the lengths of all fields that contain data and have a length of 128 to $2^{*}31$ bytes, plus 5 bytes for every field counted.
	For example, if a segment contains a non-null field 150 bytes long and a non-null field 255 bytes long, $F4 = 150 + 255 + (2 * 5) = 150 + 255 + 10 = 415$
R	= The sum of the lengths of all repeat groups. If a repeat group has no occurrences, then it has a length of 0 bytes. If a repeat group has 1 or more occurrences, then the length of each repeat group is calculated as follows:
	$9 + N + G1 + G4$
	N = The number of occurrences of the group.
	G1 = The sum of the lengths of all fields in the group, which have a length of 1 to 127 bytes, plus 1 byte for every field counted. If a field has a length of zero, it still takes up 1 byte in the profile.
	G4 = The sum of the lengths of all fields in the group, which have a length of 128 to $2^{*}31$ bytes, plus 4 bytes for every field counted.
	For example, consider a group with two occurrences. Each occurrence contains an 8-byte field and a variable length field. In the first occurrence, the variable length field is 30 bytes and in second occurrence, it is 200 bytes. The length of the group is: $9 + 2 + G1 + G4$
	G1 is $(8 + 1) + (30 + 1)$ from the first occurrence and $(8 + 1)$ from the second, for a total of 49 bytes. G4 is $(200 + 4)$ from the second occurrence, or 204 bytes. So, the length of the group is $9 + 2 + 49 + 204$, or 264 bytes.

Note: For each repeat group (except CGGRPCT in the USER profile), the amount of data cannot exceed 65 535 bytes to ensure proper processing by programs retrieving the data using ICHEINTY with DATAMAP=OLD. To calculate the amount of data to determine whether it fits within this limit, examine the template definitions for the repeat group and the data for that repeat group contained within the profile. For each fixed length field in each occurrence of the repeat group, add the length of the field as shown in its template definition. For each variable length field in each occurrence of the repeat group, add the length of the data in the field plus one. When you are done, the total cannot exceed 65 535.

For example, this would translate into a maximum of 8191 group connections per user, based on the CONGRPCT repeat group in the USER template. This group contains one 8-byte field, making the calculation of the limit a simple one of dividing 65 535 by 8 and dropping any remainder.

As another example, this would translate into a maximum of 5957 users connected to a group, based on the ACLCNT repeat group in the GROUP template. This group contains one 8-byte field (USERID), one 1-byte field (USERACS), and one

2-byte field (ACSCNT). This gives a total length of eleven for the fixed-length fields in each occurrence. Dividing 65 535 by 11 and dropping the remainder gives the limit of 5957.

When calculating F1 and F4, remember that statistical fields (Flag1/bit 7 on, in the template definition) are always stored in a profile segment, even when the field contains a null value. For example, LJTIME always adds 3 bytes to the length of a USER profile Base segment, regardless of whether it contains a zero value or some other value. Other fields only exist in the segment if a specific value has been added for that field.

Note: The RACF database space required for a segment is a multiple of the 256-byte slots required to contain the segment. For example, if a USER profile Base segment contains 188 bytes of data, it still requires 256 bytes of space in the RACF database.

Determining space requirements for alias index entries

An exact formula for calculating the space required for alias entries cannot be derived due to index block compression, and the mechanics of the higher-level index blocks. The following is an approximate formula for space taken up in the alias index block sequence set (level 1) by an index entry:

$$AIE = 16 + (N * (2 + BPL)) + AKL$$

Where:

Space taken up	
AIE	= Alias index entry length
N	= The number of base profile names. Most aliases are only allowed 1 base profile association.
BPL	= Base profile name length. The base profile is named in the alias index entry. Because the base profile is a user or group profile, valid BPL values are between 1 and 8.
AKL	= Alias index entry, key length. The first 3 bytes are template number, segment number, and field number. Additional bytes of the alias index key are taken up by the alias value. These lengths vary according to each alias field.

Group template for the RACF database

The group template describes the fields of group profiles in the RACF database.

NOT Programming Interface Information			
ACSCNT	FLDCNT	FLDNAME	INITCNT
FIELD	FLDFLAG	FLDVALUE	

End NOT Programming Interface Information

Note:

1. Application developers should not depend on being able to use RACROUTE REQUEST=EXTRACT for the BASE segment fields on any security product other than RACF. These products are expected to support only such segments as DFP and TSO.

Group template

- The TME segment fields are intended to be updated by the Tivoli applications, which manage updates, permissions, and cross-references among the fields. The TME fields should only be directly updated on an exception basis. See *z/OS Security Server RACF Command Language Reference* for formats of the field data as enforced by the RACF commands. Use caution when directly updating TME fields, as the updates might be overridden by subsequent actions of Tivoli applications.

The contents of the group template are as follows:

Template							Field being described
Field name (character data)	Field ID	Flag 1	Flag 2	Field length decimal	Default value	Type	
The following is the BASE segment of the GROUP template.							
GROUP	001	00	00	00000000	00		
ENTYPE	002	00	00	00000001	01	Int	The number (1) corresponding to group profiles.
VERSION	003	00	00	00000001	01	Int	The version field from the profile. Always X'01'.
SUPGROUP	004	00	80	00000008	FF	Char	The superior group to this group.
AUTHDATE	005	00	20	00000003	FF	Date	The date the group was created.
AUTHOR	006	00	80	00000008	FF	Char	The owner (user ID or group name) of the group.
INITCNT	007	00	00	00000002	FF		Reserved for IBM's use.
UACC	008	20	00	00000001	00	Bin	The universal group authority. (The authority of a user to the group if the user is not connected to the group.)
							Bit Meaning when set 0 JOIN authority 1 CONNECT authority 2 CREATE authority 3 USE authority 4–7 Reserved for IBM's use Note: This field has a value of X'00', except for the IBM-defined group VSAMDSET, where the value is X'20'.
NOTRMUAC	009	20	00	00000001	00	Bin	If bit 0 is on, the user must be specifically authorized (by the PERMIT command) to use the terminal. If off, RACF uses the terminal's UACC.
INSTDATA	010	00	00	00000000	00	Char	Installation data.
MODELNAM	011	00	00	00000000	00	Char	Data set model profile name. The profile name begins with the second qualifier; the high-level qualifier is not stored.
FLDCNT	012	10	00	00000004	00		Reserved for IBM's use.
FLDNAME	013	80	00	00000008	00		Reserved for IBM's use.
FLDVALUE	014	80	00	00000000	00		Reserved for IBM's use.
FLDFLAG	015	A0	00	00000001	00		Reserved for IBM's use.
SUBGRPCT	016	10	00	00000004	00	Int	The number of subgroups of the group.
SUBGRPNM	017	80	80	00000008	00	Char	A list of the subgroup names.
ACLCNT	018	10	00	00000004	00	Int	The number of users connected to the group.
USERID	019	80	00	00000008	00	Char	The user ID of each user connected to the group.

Template							Field being described
Field name (character data)	Field ID	Flag 1	Flag 2	Field length decimal	Default value	Type	
USERACS	020	A0	00	00000001	00	Bin	The group authority of each user connected to the group.
							Bit Meaning when set 0 JOIN authority 1 CONNECT authority 2 CREATE authority 3 USE authority 4–7 Reserved for IBM's use
ACSCNT	021	80	00	00000002	00		Reserved for IBM's use.
USRCNT	022	10	00	00000004	00	Int	Reserved for installation use. See Note 1 .
USRNM	023	80	00	00000008	00		Reserved for installation use. See Note 1 .
USRDATA	024	80	00	00000000	00		Reserved for installation use. See Note 1 .
USRFLG	025	A0	00	00000001	00		Reserved for installation use. See Note 1 .
UNVFLG	026	20	00	00000001	00	Bin	Identifies the group as having (bit 0 is on) or not having the UNIVERSAL attribute.

Note 1: Intended usage for these fields is to allow the installation to store additional data in this profile. USRNM should have a field name to use as a key to identify each unique occurrence of a row in the repeat group. USRDATA and USRFLG hold the data associated with that name. For more information, see *Example 5: Updating the installation fields*, in *Examples of ICHEINTY, ICHETEST, and ICHEACTN macro usage in z/OS Security Server RACF Macros and Interfaces*.

Field name	Field ID	Flag 1	Flag 2	Combination field IDs				Type		
The following are the COMBINATION fields of the GROUP template.										
DEFDATE	000	40	00	005	000	000	000	000	Char	Alias for AUTHDATE
CREADATE	000	40	00	005	000	000	000	000	Char	Alias for AUTHDATE
OWNER	000	40	00	006	000	000	000	000	Char	Alias for AUTHOR
FIELD	000	40	00	013	014	015	000	000		FLDNAME, FLDVALUE, and FLDFLAG
ACL	000	40	00	019	020	021	000	000		USERID, USERACS, and ACSCNT
USERDATA	000	40	00	023	024	025	000	000		USRNM, USRDATA, and USRFLG

Template							Field being described
Field name (character data)	Field ID	Flag 1	Flag 2	Field length decimal	Default value	Type	
The following is the DFP segment of the GROUP template.							
DFP	001	00	00	00000000	00		Start of segment
DATAAPPL	002	00	00	00000000	00	Char	Data Application
DATACLAS	003	00	00	00000000	00	Char	Data Class
MGMTCLAS	004	00	00	00000000	00	Char	Management Class
STORCLAS	005	00	00	00000000	00	Char	Storage Class
The following is the OMVS segment of the GROUP template.							
OMVS	001	00	00	00000000	00		Start of segment
GID	002	00	10	00000004	FF	Int	GID
The following is the OVM segment of the GROUP template.							
OVM	001	00	00	00000000	00		Start of segment
GID	002	00	00	00000004	FF	Int	GID
The following is the TME segment of the GROUP template.							
TME	001	00	00	00000000	00		Start of segment fields
ROLEN	002	10	00	00000004	00	Int	Count of roles
ROLES	003	80	00	00000000	00	Char	Role names

Group template

Template							Field being described
Field name (character data)	Field ID	Flag 1	Flag 2	Field length decimal	Default value	Type	
The following is the CSDATA segment of the GROUP template.							
CSDATA	001	00	00	0	0		Start of segment fields for custom fields Note: Intended usage for these fields is dictated by your installation. See <i>z/OS Security Server RACF Security Administrator's Guide</i> for more information on custom fields.
CSCNT	002	10	00	4	00	Integer	Count of custom fields
CSTYPE	003	80	00	1	01	Bin	Custom field type: <ul style="list-style-type: none"> • 01 - character • 02 - numeric • 03 - flag • 04 - hex
CSKEY	004	80	00	00	00	Char	Custom field keyword; maximum length = 8
CSVALUE	005	80	00	0	00	Char	Custom field value

Field name	Field ID	Flag 1	Flag 2	Combination field IDs				Type		
The following is a COMBINATION field of the CSDATA segment of the GROUP template.										
CSCDATA	000	40	00	003	004	005	000	000	Char	Combination field for custom fields

User template for the RACF database

The user template describes the fields of the user profiles in a RACF database.

NOT Programming Interface Information

CATEGORY	FLDFLAG	OLDPWD	PPHENV
CONGRPCT	FLDNAME	OLDPWDNM	PREVKEY
CONGRPNM	FLDVALUE	OLDPWDX	PREVKEYV
CURKEY	MAGSTRIP	OPWDX	PWDCNT
CURKEYV	MFAFLBK	OPWDXCT	PWDENV
ENCTYPE	MFAPOLN	OPWDXGEN	PWDGEN
FACACDT	MFAPOLNM	PASSWORD	PWDX
FACTAGS	NUMCTGY	PHRASE	SALT
FACTOR	OLDPHR	PHRASEX	
FACTORN	OLDPHRES	PHRCNT	
FIELD	OLDPHREX	PHRCNTX	
FLDCNT	OLDPHRNM	PHRGEN	
	OLDPHRNX		
	OLDPHRX		

End NOT Programming Interface Information

Notes:

1. Application developers should not depend on being able to use RACROUTE REQUEST=EXTRACT for the BASE segment fields on any security product other than RACF. These products are expected to support only such segments as DFP and TSO.
2. PASSWORD and PHRASE are not programming interface fields when KDFEAS is the active encryption algorithm.

The contents of the user template (base segment) are as follows:

Template							Field being described
Field name (character data)	Field ID	Flag 1	Flag 2	Field length decimal	Default value	Type	
The following is the BASE segment of the USER template.							
USER	001	00	00	00000000	00		
ENTYPE	002	00	00	00000001	02	Int	The number (2) corresponding to user profiles.
VERSION	003	00	00	00000001	01	Int	The version field from the profile. Always X'01'.
AUTHDATE	004	00	20	00000003	FF	Date	The date the user was defined to RACF.
AUTHOR	005	00	00	00000008	FF	Char	The owner (user ID or group name) of the user profile.
FLAG1	006	20	80	00000001	00	Bin	Identifies the user as having (bit 0 is on) or not having the ADSP attribute.
FLAG2	007	20	80	00000001	00	Bin	Identifies the user as having (bit 0 is on) or not having the SPECIAL attribute.
FLAG3	008	20	80	00000001	00	Bin	Identifies the user as having (bit 0 is on) or not having the OPERATIONS attribute.
FLAG4	009	20	80	00000001	00	Bin	Identifies the user as having (bit 0 is on) or not having the REVOKE attribute.
FLAG5	010	20	80	00000001	00	Bin	Identifies the user as having (bit 0 is on) or not having the GRPACC attribute.
PASSINT	011	00	80	00000001	FF	Int	The interval in days (represented by a number between 1 and 254) that the user's password is in effect. If it is X'FF', the user's password never expires. See the description of the SETR PASSWORD(INTERVAL...) processing instructions in <i>z/OS Security Server RACF Command Language Reference</i> for more details.
PASSWORD	012	04	80	00000008	FF	Char	The password associated with the user. For masking, the masked password is stored. For DES or KDFAES, the encrypted user ID is stored. If the installation provides its own password authentication, data returned by the ICHDEX01 exit is stored.
PASSDATE	013	00	A0	00000003	FF	Date	The date of password change.
PGMRNAME	014	00	00	00000020	FF	Char	The name of the user.
DFLTGRP	015	00	00	00000008	FF	Char	The default group associated with the user. A value of X'FF' indicates that no group was specified.
LJTIME	016	01	00	00000004	FF	Time	The last recorded time that the user entered the system by using RACROUTE REQUEST=VERIFY.
LJDATE	017	01	20	00000003	FF	Date	The last recorded date that the user entered the system by using RACROUTE REQUEST=VERIFY.
INSTDATA	018	00	80	00000000	00	Char	Installation data.
UAUDIT	019	20	80	00000001	00	Bin	Identifies whether all RACROUTE REQUEST=AUTH, RACROUTE REQUEST=DEFINE, (and, if the caller requests logging, RACROUTE REQUEST=FASTAUTH) macros issued for the user and all RACF commands (except SEARCH, LISTDSD, LISTGRP, LISTUSER, and RLIST) issued by the user is logged. If bit 0 is on, they are logged. If bit 0 is off, logging might still occur for other reasons, as identified in <i>z/OS Security Server RACF Auditor's Guide</i> .

User template

Template							Field being described
Field name (character data)	Field ID	Flag 1	Flag 2	Field length decimal	Default value	Type	
FLAG6	020	20	80	00000001	00	Bin	Identifies the user as having (bit 0 is on) or not having the AUDITOR attribute.
FLAG7	021	20	80	00000001	00	Bin	If bit 0 is on, and FLAG8 has bit 0 on, an operator identification card (OID card) is needed to enter the system. If bit 1 is on, this is a protected user ID, which cannot enter the system by any means requiring a password or OID card. If bit 2 is on, this user can enter the system with a password phrase.
FLAG8	022	20	80	00000001	00	Bin	If bit 0 is on, an operator identification card (OID card) is required when logging on to the system.
MAGSTRIP	023	04	00	00000000	00	Bin	The operator identification associated with the user from the masked or encrypted OID card data required to authenticate this user, as supplied by a supported 327x (such as 3270 and 3278) OID card reader.
PWDGEN	024	00	00	00000001	FF	Int	Current password generation number.
PWDCNT	025	10	00	00000004	00	Int	Number of old passwords present.
OLDPWDNM	026	80	00	00000001	00	Int	Generation number of previous password.
OLDPWD	027	84	00	00000008	FF	Char	Previous password. This is an encrypted password value.
REVOKECT	028	01	80	00000001	FF	Int	Count of unsuccessful password attempts. Note: You can use ALTER when setting this field, but you cannot use ALTERI.
MODELNAM	029	00	80	00000000	00	Char	Data set model profile name. The profile name begins with the second qualifier; the high-level qualifier is not stored.
SECLEVEL	030	00	80	00000001	FF	Int	The number that corresponds to the user's security level. For more information on security levels, see <i>z/OS Security Server RACF Security Administrator's Guide</i> .
NUMCTGY	031	10	80	00000004	00	Int	Number of security categories.
CATEGORY	032	80	80	00000002	00	Int	A number that corresponds to the security categories to which the user has access.
REVOKEDT	033	00	20	00000000	00	Date	The date the user is revoked. This field either has length 0, or contains a 3-byte revoke date.
RESUMEDT	034	00	20	00000000	00	Date	The date the user is resumed. This field either has length 0, or contains a 3-byte resume date.
LOGDAYS	035	20	00	00000001	00	Bin	The days of the week the user cannot log on (Bit 0 of this field equals Sunday, bit 1 equals Monday, and so on).
LOGTIME	036	00	80	00000000	00	Time	The time of the day the user can log on. If present (length of variable field not equal to 0), it is specified as 6 bytes formatted as two 3-byte packed decimal fields, 0ssssC0eeeeC, where ssss represents the start time (<i>hhmm</i>) from the ALU...WHEN(TIMES(...)) specification and eeee represents the end time. For <i>hhmm</i> , <i>hh</i> represents hours, and <i>mm</i> represents minutes.
FLDCNT	037	10	00	00000004	00		Reserved for IBM's use.
FLDNAME	038	80	00	00000008	00		Reserved for IBM's use.
FLDVALUE	039	80	00	00000000	00		Reserved for IBM's use.

Template							Field being described
Field name (character data)	Field ID	Flag 1	Flag 2	Field length decimal	Default value	Type	
FLDFLAG	040	A0	00	00000001	00		Reserved for IBM's use.
CLCNT	041	10	80	00000004	00	Int	The number of classes in which the user is allowed to define profiles.
CLNAME	042	80	80	00000008	00	Char	A class in which the user is allowed to define profiles. (The user has the CLAUTH attribute.) The user can also define profiles in any other classes with POSIT values matching these classes.
CONGRPCT	043	10	80	00000004	00	Int	The number of groups that the user is connected to.
CONGRPNM	044	80	80	00000008	00	Char	A group that the user is connected to.
USRCNT	045	10	00	00000004	00	Int	Reserved for installation use. Note: Intended usage: For installation to store additional data in this profile. USRNM should have a field name to use as a key to identify each unique occurrence of a row in the repeat group. USRDATA and USRFLG hold the data associated with that name. For more information, see <i>Example 5: Updating the installation fields</i> , in <i>Examples of ICHEINTY, ICHECTEST, and ICHEACTN macro usage in z/OS Security Server RACF Macros and Interfaces</i> .
USRNM	046	80	80	00000008	00		
USRDATA	047	80	80	00000000	00		
USRFLG	048	A0	80	00000001	00		
SECLABEL	049	00	80	00000008	00	Char	Security label.
CGGRPCT	050	10	80	00000004	00	Int	Number of Connect Group entries. Information from the following CGxxx fields is also available through the logical connect profiles (ICHEINTY with CLASS=CONNECT) in the database. See "Connect template for the RACF database" on page 546 for more details.
CGGRPNM	051	82	80	00000008	00	Char	Connect Group Entry Name.
CGAUTHDA	052	80	A0	00000003	FF	Date	Date the user was connected.
CGAUTHOR	053	80	80	00000008	FF	Char	Owner of connect occurrence.
CGLJTIME	054	81	00	00000004	FF	Time	Time of RACROUTE REQUEST=VERIFY.
CGLJDATE	055	81	20	00000003	FF	Date	Date of RACROUTE REQUEST=VERIFY.
CGUACC	056	A0	80	00000001	00	Bin	Default universal access.
CGINITCT	057	81	00	00000002	FF	Int	Number of RACROUTE REQUEST=VERIFY requests that were successfully processed where the value specified in the CGRPNM field was the current connect group.
CGFLAG1	058	A0	80	00000001	00	Bin	If bit 0 is on, the user has the ADSP attribute in that group.
CGFLAG2	059	A0	80	00000001	00	Bin	If bit 0 is on, the user has the SPECIAL attribute in that group.
CGFLAG3	060	A0	80	00000001	00	Bin	If bit 0 is on, the user has the OPERATIONS attribute in that group.
CGFLAG4	061	A0	80	00000001	00	Bin	If bit 0 is on, the user has the REVOKE attribute in that group.
CGFLAG5	062	A0	80	00000001	00	Bin	If bit 0 is on, the user has the GRPACC attribute in that group.
CGNOTUAC	063	A0	80	00000001	00	Bin	If bit 0 is on, the user must be specifically authorized (by the PERMIT command) to use a terminal. If off, RACF uses the terminal's UACC.
CGGRPAUD	064	A0	80	00000001	00	Bin	If bit 0 is on, the user has the GROUP AUDITOR attribute in that group.

User template

Template							Field being described
Field name (character data)	Field ID	Flag 1	Flag 2	Field length decimal	Default value	Type	
CGREVKDT	065	80	20	00000000	00	Date	The date the user is revoked. This field either has length 0, or contains a 3-byte revoke date.
CGRESMDT	066	80	20	00000000	00	Date	The date the user is resumed. This field either has length 0, or contains a 3-byte resume date.
TUCNT	067	10	00	00000002	00	Int	Number of user ID associations.
TUKEY	068	80	00	00000016	00	Char	Associated node and user ID.
TUDATA	069	80	00	00000000			<p>Byte Meaning when set</p> <p>0–7 The associated node name.</p> <p>8–15 The associated user ID.</p> <p>Associated user ID association data</p> <p>Byte Meaning when set</p> <p>0 Version number of the TUDATA entry.</p> <p>Bin 1 Bitstring</p> <p>0 Specifies the user as having (bit is on) or not having (bit is off) a peer user ID association.</p> <p>1 Specifies the user as being (bit is on) the manager of a managed user ID association.</p> <p>2 Specifies the user as being (bit is on) managed by a managed user ID association.</p> <p>3 An association request for this user is pending (bit is on) on a remote RRSF node.</p> <p>4 An association request for this user is pending (bit is on) on the local RRSF node.</p> <p>5 Specifies that password synchronization is in effect (bit is on) for this peer-user ID association.</p> <p>6 Specifies that the association request for this user was rejected (bit is on).</p> <p>7 Reserved for IBM's use.</p> <p>2–20 Reserved for IBM's use.</p> <p>2–24 The date the user ID association was defined. (<i>yyyymmdd</i>)</p>

Template							Field being described	
Field name (character data)	Field ID	Flag 1	Flag 2	Field length decimal	Default value	Type		
						Time	25-32	The time the user ID association was defined. For the format of the time, see the TIME macro as documented in <i>z/OS MVS Programming: Assembler Services Reference IAR-XCT</i> .
						Char	32-36	The date the user ID association was approved or refused. (<i>yyyymmdd</i>)
						Int	37-44	The time the user ID association was approved or refused. For the format of the time, see the TIME macro as documented in <i>z/OS MVS Programming: Assembler Services Reference IAR-XCT</i> .
						Char	45-56	Reserved for IBM's use.
							57-64	The user ID that created the entry.
CERTCT	070	10	00	00000004	00			Number of certificate names.
CERTNAME	071	80	00	00000000	00			Name of certificate. Names correspond to profiles in the DIGTCERT class for the user.
CERTLABL	072	80	00	00000000	00			Label associated with the certificate.
CERTSJDN	073	80	00	00000000	00			Subject's distinguished name.
CERTPUBK	074	80	00	00000000	00			Public key associated with the certificate.
CERTRSV3	075	80	00	00000000	00			Reserved for IBM's use.
FLAG9	076	20	80	00000001	00			Restricted Access = BIT0.
NMAPCT	077	10	00	00000004	00			Number of DIGTNMAP Mapping Profiles that specify this user ID.
NMAPLABL	078	80	00	00000000	00			Label associated with this mapping.
NMAPNAME	079	80	00	00000000	00			Name of mapping profile. The names correspond to profiles in the DIGTNMAP class.
NMAPRSV1	080	80	00	00000000	00			Reserved for IBM's use.
NMAPRSV2	081	80	00	00000000	00			Reserved for IBM's use.
NMAPRSV3	082	80	00	00000000	00			Reserved for IBM's use.
NMAPRSV4	083	80	00	00000000	00			Reserved for IBM's use.
NMAPRSV5	084	80	00	00000000	00			Reserved for IBM's use.
PWDENV	085	00	08	00000000	00	Bin		Internal form of the enveloped RACF password.
PASSASIS	086	20	80	00000001	00	Bin		Identifies the user as having (bit 0 is on) or not having used a mixed case password.
PHRASE	087	04	80	00000000	FF	BIN		The password phrase associated with this user.
PHRDATE	088	00	A0	00000003	FF	BIN		The date the Pass Phrase was last changed.
PHRGEN	089	00	00	00000001	FF	INT		Current password phrase generation number.
PHRCNT	090	10	00	00000004	00	INT		Number of old password phrases.
OLDPHRNM	091	80	00	00000001	00	INT		Generation number of password phrase.
OLDPHR	092	84	00	00000008	FF	BIN		Previous password phrase, truncated to 8 bytes.

User template

Template							Field being described
Field name (character data)	Field ID	Flag 1	Flag 2	Field length decimal	Default value	Type	
CERTSEQN	093	00	00	00000004	00	INT	Sequence number that is incremented whenever a certificate for the user is added, deleted, or altered.
PPHENV	094	00	00	00000000	00	BIN	Internal form of the enveloped RACF password phrase.
DMAPCT	095	10	00	00000004	00		Number of IDIDMAP Mapping Profiles that specify this user ID.
DMAPLABL	096	80	00	00000000	00		Label associated with this mapping.
DMAPNAME	097	80	00	00000000	00		Name of mapping profile. The names correspond to profiles in the IDIDMAP class.
DMAPRSV1	098	80	00	00000000	00		Reserved for IBM's use.
DMAPRSV2	099	80	00	00000000	00		Reserved for IBM's use.
PWDX	100	04	80	00000000	00		Password extension
OPWDXCT	101	10	00	00000004	00		Password history extension: count of entries
OPWDXGEN	102	80	00	00000001	FF		Password history extension: generation number
OPWDX	103	84	00	00000000	00		Password history extension: password value
PHRASEX	104	04	00	00000000	00		Password phrase extension
PHRCNTX	105	10	00	00000004	00		Phrase history extension: count of entries
OLDPHRNX	106	80	00	00000001	FF		Phrase history extension: generation number
OLDPHRX	107	84	00	00000000	00		Phrase history extension: phrase value
FLAGROA	108	20	80	00000001	00		ROAUDIT - Bit
MFAFLBK	109	20	80	00000001	00		User can fall back to password logon
FACTORN	110	10	80	00000004	00		Number of defined factors
FACTOR	111	80	80	00000000	00		Factor name - repeat
FACACDT	112	82	80	00000008	FF		Factor active-on date - repeat
FACTAGS	113	80	00	00000000	00		Factor configuration data - repeat
MFAPOLN	120	10	80	00000004	00		Number of defined policies
MFAPOLNM	121	80	80	00000000	00		Policy name - repeat

Field name	Field ID	Flag 1	Flag 2	Combination field IDs					Type
The following are the COMBINATION fields of the USER template.									
DEFDATE	000	40	00	004	000	000	000	000	Combination.
CREADATE	000	40	00	004	000	000	000	000	Fields.
OWNER	000	40	00	005	000	000	000	000	
PASSDATA	000	40	00	012	013	000	000	000	
NAME	000	40	00	014	000	000	000	000	
OLDPSWDS	000	40	00	026	027	000	000	000	
LOGINFO	000	40	00	035	036	000	000	000	
FIELD	000	40	00	038	039	040	000	000	
USERDATA	000	40	00	046	047	048	000	000	
CGDEFDAT	000	40	00	052	000	000	000	000	
CGCREADT	000	40	00	052	000	000	000	000	
CGOWNER	000	40	00	053	000	000	000	000	
TUENTRY	000	40	00	068	069	000	000	000	
CERTLIST	000	40	00	071	072	000	000	000	
CERTLST2	000	40	00	071	072	073	074	000	
CERTLST3	000	40	00	071	072	073	000	000	
CERTSIGL	000	40	00	071	073	074	000	000	
OLDPHRES	000	40	00	091	092	000	000	000	

Field name	Field ID	Flag 1	Flag 2	Combination field IDs				Type	
DMAPLST1	000	40	00	096	097	000	000	000	Combination for distributed identity.
OLDPWDX	000	40	00	102	103	000	000	000	Alias for extended pwd history entry
OLDPHREX	000	40	00	106	107	000	000	000	Alias for extended phrase history entry
FACINFO	000	40	00	111	112	113	000	000	MFA factor repeat group entry

Template							Field being described
Field name (character data)	Field ID	Flag 1	Flag 2	Field length decimal	Default value	Type	
The following is the DFP segment of the USER template.							
DFP	001	00	00	00000000	00		Start of segment fields
DATAAPPL	002	00	00	00000000	00	Char	Data Application; maximum length = 8
DATACLAS	003	00	00	00000000	00	Char	Data Class; maximum length = 8
MGMTCLAS	004	00	00	00000000	00	Char	Management Class; maximum length = 8
STORCLAS	005	00	00	00000000	00	Char	Storage Class; maximum length = 8
The following is the TSO segment of the USER template.							
TSO	001	00	00	00000000	00		Start of segment fields
TACCNT	002	00	00	00000000	00	Char	Default account numbers; maximum length = 40
TCOMMAND	003	00	00	00000000	00	Char	Default command at logon; maximum length = 80
TDEST	004	00	00	00000000	00	Char	Destination identifier; maximum length = 8
THCLASS	005	00	00	00000000	00	Char	Default hold class; maximum length = 1
TJCLASS	006	00	00	00000000	00	Char	Default job class
TLPROC	007	00	00	00000000	00	Char	Default logon procedure; maximum length = 8
TLSIZE	008	00	00	00000004	00	Int	Logon size
TMCLASS	009	00	00	00000000	00	Char	Default message class; maximum length = 1
TMSIZE	010	00	00	00000004	00	Int	Maximum region size
TOPTION	011	20	00	00000001	00	Bin	Default for mail notices and OIDcard
TPERFORM	012	00	00	00000004	00	Int	Performance group; stored as a two-byte value
TRBA	013	00	00	00000003	00	Bin	RBA of user's broadcast area
TSCLASS	014	00	00	00000000	00	Char	Default sysout class
TUDATA	015	00	00	00000002	00	Bin	2 bytes of hex user data
TUNIT	016	00	00	00000000	00	Char	Default unit name; maximum length = 8
TUPT	017	00	00	00000000	00	Bin	Data from UPT control block
TSOSLABL	018	00	00	00000000	00	Char	Default logon SECLABEL; maximum length = 8
TCONS	019	00	00	00000000	00	Char	Consoles support
The following is the CICS segment of the USER template.							
CICS	001	00	00	00000000	00		Start of segment fields
OPIDENT	002	00	00	00000003	00	Char	Operator identification; 1 to 3 bytes in length
OPCLASSN	003	10	00	00000004	00	Int	Count of operator class values
OPCLASS	004	80	00	00000001	00	Int	Operator class
OPPRTY	005	00	40	00000002	00	Int	Operator priority
XRFSSOFF	006	20	00	00000001	00	Bin	XRF re-signon option: <ul style="list-style-type: none"> • Bit 0 on = FORCE • Bit 0 off = NOFORCE

User template

Template							Field being described
Field name (character data)	Field ID	Flag 1	Flag 2	Field length decimal	Default value	Type	
TIMEOUT	007	00	40	00000002	00	Bin	Terminal timeout value
							Two 1-byte binary fields: <ul style="list-style-type: none"> • First byte = hours (0–99) • Second byte = minutes (0–59) <p>Special case: The following examples are handled the same way: <ul style="list-style-type: none"> • First byte = 0 hours • Second byte = 60 minutes • First byte = 1 hours • Second byte = 0 minutes </p>
RSLKEYN	008	10	00	00000004	00	Int	Count of resource security level (RSL) key values
RSLKEY	009	80	00	00000002	00	Int	RSL key value
TSLKEYN	010	10	00	00000004	00	Int	Count of transaction security level (TSL) key values
TSLKEY	011	80	00	00000002	00	Int	TSL key value
The following is the LANGUAGE segment of the USER template.							
LANGUAGE	001	00	00	00000000	00		Start of segment fields
USERNL1	002	00	80	00000003	00	Char	User's primary language; 3-character code returned by the MVS message service. For more information, see <i>z/OS MVS Programming: Assembler Services Guide</i> .
USERNL2	003	00	80	00000003	00	Char	User's secondary language
The following is the OPERPARM segment of the USER template.							
OPERPARM	001	00	00	00000000	00		Start of segment fields
OPERSTOR	002	00	00	00000002	00	Bin	STORAGE keyword
OPERAUTH	003	00	00	00000002	00	Bin	AUTH keyword: <ul style="list-style-type: none"> • X'8000' = MASTER • X'4000' = ALL • X'2000' = SYS • X'10000' = IO • X'0800' = CONS • X'0400' = INFO
OPERMFRM	004	00	00	00000002	00	Bin	MFORM keyword: <ul style="list-style-type: none"> • Bit 0 indicates T • Bit 1 indicates S • Bit 2 indicates J • Bit 3 indicates M • Bit 4 indicates X
OPERLEVL	005	00	00	00000002	00	Bin	LEVEL keyword: <ul style="list-style-type: none"> • Bit 0 indicates R • Bit 1 indicates I • Bit 2 indicates CE • Bit 3 indicates E • Bit 4 indicates IN • Bit 5 indicates NB • Bit 6 indicates ALL <p>Bit 6 is mutually exclusive with all other bits except Bit 5.</p>
OPERMON	006	00	00	00000002	00	Bin	MONITOR keyword: <ul style="list-style-type: none"> • Bit 0 indicates JOBNAME • Bit 1 indicates JOBNAMEST • Bit 2 indicates SESS • Bit 3 indicates SESST • Bit 4 indicates STATUS <p>Bits 0 and 1 are mutually exclusive, as are bits 2 and 3.</p>

Template							Field being described
Field name (character data)	Field ID	Flag 1	Flag 2	Field length decimal	Default value	Type	
OPERROUT	007	00	00	00000000	00	Bin	ROUTCODE keyword; 16-bit length bitstring in which each bit indicates a particular ROUTCODE.
OPERLOGC	008	00	00	00000001	00	Bin	LOGCMDRESP keyword. Value Meaning when set X'80' Indicates SYSTEM was specified. X'40' Indicates NO was specified.
OPERMGID	009	00	00	00000001	00	Bin	MIGID keyword. Value Meaning when set X'80' Indicates YES was specified. X'40' Indicates NO was specified.
OPERDOM	010	00	00	00000001	00	Bin	DOM keyword. Value Meaning when set X'80' Indicates NORMAL was specified. X'40' Indicates ALL was specified. X'20' Indicates NONE was specified.
OPERKEY	011	00	00	00000000	00	Bin	KEY keyword; maximum length = 8
OPERCMD5	012	00	00	00000000	00	Bin	CMD5SYS keyword; maximum length = 8 (or '*')
OPERUD	013	00	00	00000001	00	Bin	UD keyword. Value Meaning when set X'80' Indicates YES was specified. X'40' Indicates NO was specified.
OPERM CNT	014	10	00	00000004	00	Bin	Count of MSCOPE systems
OPERMSCP	015	80	00	00000008	00	Bin	MSCOPE systems
OPERALTG	016	00	00	00000000	00	Bin	ALTGRP keyword Value Meaning when set X'80' Indicates YES was specified. X'40' Indicates NO was specified.
OPERAUTO	017	00	00	00000001	00	Bin	AUTO keyword; X'80' indicates YES; X'40' indicates NO.
OPERHC	018	00	00	00000001	00	BIN	HC keyword; X'80' indicates YES; X'40' indicates NO.
OPERINT	019	00	00	00000001	00	BIN	INTIDS keyword; X'80' indicates YES; X'40' indicates NO.
OPERUNKN	020	00	00	00000001	00	BIN	UNKNIDS keyword; X'80' indicates YES; X'40' indicates NO.
The following is the WORK ATTRIBUTES segment of the USER template.							
WORKATTR	001	00	80	00000000	00		Start of segment fields
WANAME	002	00	80	00000000	00	Char	User name for SYSOUT; maximum length = 60
WABLDG	003	00	80	00000000	00	Char	Building for delivery; maximum length = 60
WADEPT	004	00	80	00000000	00	Char	Department for delivery; maximum length = 60
WAROOM	005	00	80	00000000	00	Char	Room for delivery; maximum length = 60
WAADDR1	006	00	80	00000000	00	Char	SYSOUT address line 1; maximum length = 60
WAADDR2	007	00	80	00000000	00	Char	SYSOUT address line 2; maximum length = 60
WAADDR3	008	00	80	00000000	00	Char	SYSOUT address line 3; maximum length = 60
WAADDR4	009	00	80	00000000	00	Char	SYSOUT address line 4; maximum length = 60
WAACCNT	010	00	80	00000000	00	Char	Account number; maximum length = 255

User template

Template							Field being described								
Field name (character data)	Field ID	Flag 1	Flag 2	Field length decimal	Default value	Type									
The following is the OMVS segment of the USER template.															
OMVS	001	00	00	00000000	00		Start of segment fields								
UID	002	00	10	00000004	FF	Int	UID								
HOME	004	00	00	00000000	00	Char	HOME Path; maximum length = 1023								
PROGRAM	005	00	00	00000000	00	Char	Initial Program; maximum length = 1023								
CPUTIME	006	00	00	00000004	FF	Int	CPUTIMEMAX								
ASSIZE	007	00	00	00000004	FF	Int	ASSIZEMAX								
FILEPROC	008	00	00	00000004	FF	Int	FILEPROCMAX								
PROCUSER	009	00	00	00000004	FF	Int	PROCUSERMAX								
THREADS	010	00	00	00000004	FF	Int	THREADSMAX								
MMAPAREA	011	00	00	00000004	FF	Int	MMAPAREAMAX								
MEMLIMIT	012	00	00	00000000	0	Char	MEMLIMIT; maximum length = 9								
SHMEMMAX	013	00	00	00000000	0	Char	SHMEMMAX; maximum length = 9								
The following is the NETVIEW segment of the USER template.															
NETVIEW	001	00	00	00000000	00		Start of segment fields								
IC	002	00	00	00000000	00	Char	The command or command list to be processed by NetView for this operator when the operator logs on to Netview; maximum length = 255								
CONSNAME	003	00	00	00000000	00	Char	The default MCS console identifier; maximum length = 8								
CTL	004	20	00	00000001	00	Bin	CTL keyword – Specifies whether a security check is performed for this NetView operator when they try to use a span or try to do a cross-domain logon. <table border="0"> <tr> <td>Value</td> <td>Meaning when set</td> </tr> <tr> <td>X'00'</td> <td>Indicates CTL was not specified or CTL(SPECIFIC) was specified.</td> </tr> <tr> <td>X'80'</td> <td>Indicates CTL(GLOBAL) was specified.</td> </tr> <tr> <td>X'40'</td> <td>Indicates CTL(GENERAL) was specified.</td> </tr> </table>	Value	Meaning when set	X'00'	Indicates CTL was not specified or CTL(SPECIFIC) was specified.	X'80'	Indicates CTL(GLOBAL) was specified.	X'40'	Indicates CTL(GENERAL) was specified.
Value	Meaning when set														
X'00'	Indicates CTL was not specified or CTL(SPECIFIC) was specified.														
X'80'	Indicates CTL(GLOBAL) was specified.														
X'40'	Indicates CTL(GENERAL) was specified.														
MSGRECV	005	20	00	00000001	00	Bin	MSGRECV keyword <table border="0"> <tr> <td>Value</td> <td>Meaning when set</td> </tr> <tr> <td>X'00'</td> <td>Indicates the operator can receive unsolicited messages that are not routed to a specific NetView operator.</td> </tr> <tr> <td>X'80'</td> <td>Indicates the operator cannot receive unsolicited messages that are not routed to a specific NetView operator.</td> </tr> </table>	Value	Meaning when set	X'00'	Indicates the operator can receive unsolicited messages that are not routed to a specific NetView operator.	X'80'	Indicates the operator cannot receive unsolicited messages that are not routed to a specific NetView operator.		
Value	Meaning when set														
X'00'	Indicates the operator can receive unsolicited messages that are not routed to a specific NetView operator.														
X'80'	Indicates the operator cannot receive unsolicited messages that are not routed to a specific NetView operator.														
OPCLASSN	006	10	00	00000004	00	Int	Count of operator class values.								
OPCLASS	007	80	40	00000002	00	Int	Specifies a NetView scope class for which the operator has authority. This is a 2-byte repeating field. Each member can have fixed-binary values from 1 to 2040.								
DOMAINSN	008	10	00	00000004	00	Int	The number of domains the NetView operator controls.								
DOMAINS	009	80	00	00000000	00	Char	Specifies the identifier of NetView programs in another NetView domain for which this operator has authority. This is a variable length (5-character maximum) repeating field.								

Template							Field being described
Field name (character data)	Field ID	Flag 1	Flag 2	Field length decimal	Default value	Type	
NGMFADMN	010	20	00	00000001	00	Bin	NGMFADMN keyword
							Value Meaning when set X'00' The NetView operator does not have administrator authority to the NetView Graphic Monitor Facility (NGMF). X'80' The NetView operator has administrator authority to the NetView graphic monitor facility (NGMF).
NGMFVSPN	011	00	00	00000000	00		NetView Graphic Monitor Facility view span options; maximum length = 8
The following is the DCE segment of the USER template.							
DCE	001	00	00	00000000	00		Start of segment fields
UUID	002	00	00	00000036	FF	Char	User's DCE principal's UUID; exactly 36 characters, in the format <i>nnnnnnnnn-nnnn-nnnn-nnnn-nnnnnnnnnnnnnnnnn</i> where <i>n</i> is any hexadecimal digit.
DCENAME	003	00	00	00000000	00	Char	User's DCE principal name; maximum length = 1023
HOMECELL	004	00	00	00000000	00	Char	Home cell for this DCE user; maximum length = 1023, and it must start with either <i>/.../</i> or <i>/:./</i>
HOMEUUID	005	00	00	00000036	FF	Char	Home cell UUID; exactly 36 characters, in the format <i>nnnnnnnnn-nnnn-nnnn-nnnn-nnnnnnnnnnnnnnnnn</i> where <i>n</i> is any hexadecimal digit.
DCEFLAGS	006	20	00	00000001	00	Bin	User flags
DPASSWDS	007	00	00	00000000	00	Char	Current DCE password
DCEENCRY	008	00	00	00000071	00	Bin	PW mask/encrypt key
The following is the OVM segment of the USER template.							
OVM	001	00	00	00000000	00		Start of segment fields
UID	002	00	00	00000004	FF	Int	OVM - UID
HOME	003	00	00	00000000	00	Char	Home path; maximum length = 1023
PROGRAM	004	00	00	00000000	00	Char	Initial program; maximum length = 1023
FSROOT	005	00	00	00000000	00	Char	File system root; maximum length = 1023
The following is the LNOTES segment of the USER template.							
LNOTES	001	00	00	00000000	00		Start of segment fields
SNAME	002	00	14	00000000	00	Char	User's short name; maximum length = 64
The following is the NDS segment of the USER template.							
NDS	001	00	00	00000000	00		Start of segment fields
UNAME	002	00	14	00000000	00	Char	User's user name; maximum length = 246
The following is the KERB segment of the USER template.							
KERB	001	00	00	00000000	00		Start of segment fields
KERBNAME	002	00	00	00000000	00	Char	Kerberos principal name
MINTKTLF	003	00	00	00000000	00	Char	Reserved for IBM's use.
MAXTKTLF	004	00	00	00000000	00	Char	Maximum ticket life
DEFTKTLF	005	00	00	00000000	00	Char	Reserved for IBM's use.
SALT	006	00	00	00000000	00	Char	Current key salt
ENCTYPE	007	00	00	00000000	00	Char	Encryption type
CURKEYV	008	00	00	00000000	00	Char	Current key version
CURKEY	009	00	00	00000000	00	Char	Current DES key
PREVKEYV	010	00	00	00000000	00	Char	Previous key version
PREVKEY	011	00	00	00000000	00	Char	Previous DES key
ENCRYPT	012	00	00	00000004	55	Bin	Encryption type

User template

Template							Field being described
Field name (character data)	Field ID	Flag 1	Flag 2	Field length decimal	Default value	Type	
KEYFROM	013	00	00	00000000	00	Char	Key source 0 = PASSWORD 1 = PHRASE
The following is the PROXY segment of the USER template.							
PROXY	001	00	00	00000000	00		Start of segment fields
LDAPHOST	002	00	00	00000000	00	Char	LDAP server URL; maximum length: 1023
BINDDN	003	00	00	00000000	00	Char	Bind distinguished name; maximum length: 1023
BINDPW	004	00	08	00000000	00	Char	Bind password; maximum length: 128
BINDPWKY	005	00	08	00000071	00	Char	Bind password mask or encrypt key
The following is the EIM segment of the USER template.							
EIM	001	00	00	00000000	00	Char	Start of segment fields
LDAPPROF	002	00	00	00000000	00	Char	LDAPBIND profile name
The following is the CSADATA segment of the USER template.							
CSADATA	001	00	00	0	0		Start of segment fields for custom fields Note: Intended usage for these fields is dictated by your installation. See <i>z/OS Security Server RACF Security Administrator's Guide</i> for more information on custom fields.
CSCNT	002	10	00	4	00	Integer	Count of custom fields
CSTYPE	003	80	00	1	01	Bin	Custom field type: • 01 - character • 02 - numeric • 03 - flag • 04 - hex
CSKEY	004	80	00	00	00	Char	Custom field keyword; maximum length = 8
CSVALUE	005	80	00	0	00	Char	Custom field value

Field name	Field ID	Flag 1	Flag 2	Combination field IDs				Type		
The following is a COMBINATION field of the CSADATA segment of the USER template.										
CSCDATA	000	40	00	003	004	005	000	000	Char	Combination field for custom fields

Connect template for the RACF database

The connect template is included to maintain compatibility with previous releases. You can continue to code macros to manipulate CONNECT data. This template is provided to show what fields continue to be supported. Information that was formerly stored in CONNECT profiles was moved to the USER profile. The information is in the CGGRPCT repeat group, and the fields are prefixed by "CG".

Note:

1. Application developers should not depend on being able to use RACROUTE REQUEST=EXTRACT for the BASE segment fields on any security product other than RACF. These products are expected to support only such segments as DFP and TSO.
2. The default values for this template are in the user template.

The contents of the connect template are as follows:

Template							Field being described
Field name (character data)	Field ID	Flag 1	Flag 2	Field length decimal	Default value	Type	
CONNECT	001	00	00	00000000			
ENTYPE	002	00	00	00000001		Int	The number (3) corresponding to connect profiles.
VERSION	003	00	00	00000001		Int	The version field from the profile. Always X'01'.
AUTHDATE	004	00	A0	00000003		Date	The date the user was connected to the group.
AUTHOR	005	00	80	00000008		Char	The owner (user ID) of the connect entry.
LJTIME	006	01	00	00000004		Time	The last recorded time that RACROUTE REQUEST=VERIFY was last issued for this user and group.
LJDATE	007	01	20	00000003		Date	The last recorded date that RACROUTE REQUEST=VERIFY was last issued for this user and group.
UACC	008	20	80	00000001		Bin	The default universal access authority assigned to the user for this group. Bit Meaning when set 0 ALTER access 1 CONTROL access 2 UPDATE access 3 READ access 4 EXECUTE access 5-6 Reserved for IBM's use 7 EXECUTE access
INITCNT	009	01	00	00000002		Int	The number of RACROUTE REQUEST=VERIFY macro instructions issued for this user and group.
FLAG1	010	20	80	00000001		Bin	Identifies the user as having (bit 0 is on) or not having the ADSP attribute.
FLAG2	011	20	80	00000001		Bin	Identifies the user as having (bit 0 is on) or not having the group-SPECIAL attribute.
FLAG3	012	20	80	00000001		Bin	Identifies the user as having (bit 0 is on) or not having the group-OPERATIONS attribute.
FLAG4	013	20	80	00000001		Bin	Identifies the user as having (bit 0 is on) or not having the REVOKE attribute.
FLAG5	014	20	80	00000001		Bin	Identifies the user as having (bit 0 is on) or not having the GRPACC attribute.
NOTRMUAC	015	20	80	00000001		Bin	Identifies whether the user must be authorized by the PERMIT command with at least READ authority to access a terminal. (If not, RACF uses the terminal's universal access authority.) If bit 0 is on, the user must be specifically authorized to use the terminal.
GRPAUDIT	016	20	80	00000001		Bin	Identifies the user as having (bit 0 is on) or not having the group-AUDITOR attribute.
REVOKEDT	017	00	20	00000000		Date	The date the user is revoked. This field either has length 0, or contains a 3-byte revoke date.
RESUMEDT	018	00	20	00000000		Date	The date the user is resumed. This field either has length 0, or contains a 3-byte resume date.

Connect template

Field name	Field ID	Flag 1	Flag 2	Combination field IDs				Type		
The following are the COMBINATION fields of the CONNECT template.										
DEFDATE	000	40	00	004	000	000	000	000	Char	Combination.
CREADATE	000	40	00	004	000	000	000	000	Char	Fields.
OWNER	000	40	00	005	000	000	000	000	Char	

Data set template for the RACF database

The data set template describes the fields of the data set profiles in a RACF database.

NOT Programming Interface Information			
ACL2VAR	CATEGORY	FLDFLAG	FLDVALUE
AUDITQF	FIELD	FLDNAME	NUMCTGY
AUDITQS	FLDCNT		

End NOT Programming Interface Information

Note:

1. Application developers should not depend on being able to use RACROUTE REQUEST=EXTRACT for the BASE segment fields on any security product other than RACF. These products are expected to support only such segments as DFP and TSO.
2. The TME segment fields are intended to be updated by Tivoli applications, which manage updates, permissions, and cross-references among the fields. The TME fields should only be directly updated on an exception basis. See *z/OS Security Server RACF Command Language Reference* for formats of the field data as enforced by the RACF commands. Use caution when directly updating TME fields, as the updates might be overridden by subsequent actions of Tivoli applications.

The contents of the data set template are as follows:

Template							Field being described
Field name (character data)	Field ID	Flag 1	Flag 2	Field length decimal	Default value	Type	
DATASET	001	00	00	00000000	00		
ENTYPE	002	00	00	00000001	04	Int	The number (4) corresponding to data set profiles.
VERSION	003	00	00	00000001	01	Int	The version field from the profile. Always X'01'.
CREADATE	004	00	20	00000003	FF	Date	The date the data set was initially defined to RACF; 3-byte date.
AUTHOR	005	00	00	00000008	FF	Char	The owner of the data set.
LREFDAT	006	01	20	00000003	FF	Date	The date the data set was last referenced; 3-byte date.
LCHGDAT	007	01	20	00000003	FF	Date	The date the data set was last updated; 3-byte date.
ACSALTR	008	01	00	00000002	FF	Int	The number of times the data set was accessed with ALTER authority.
ACSCNTL	009	01	00	00000002	FF	Int	The number of times the data set was accessed with CONTROL authority.

Template							Field being described
Field name (character data)	Field ID	Flag 1	Flag 2	Field length decimal	Default value	Type	
ACSupDT	010	01	00	00000002	FF	Int	The number of times the data set was accessed with UPDATE authority.
ACSREAD	011	01	00	00000002	FF	Int	The number of times the data set was accessed with READ authority.
UNIVACS	012	20	00	00000001	00	Bin	The universal access authority for the data set. Bit Meaning when set 0 ALTER access 1 CONTROL access 2 UPDATE access 3 READ access 4 EXECUTE access 5-6 Reserved for IBM's use 7 NONE access
FLAG1	013	20	00	00000001	00	Bin	Identifies whether the data set is a group data set. If bit 0 is on, the data set is a group data set.
AUDIT	014	20	00	00000001	00	Bin	Audit Flags. Bit Meaning when set 0 Audit all accesses 1 Audit successful accesses 2 Audit accesses that fail 3 No auditing 4-7 Reserved for IBM's use
GROUPNM	015	00	00	00000008	FF	Char	The current connect group of the user who created this data set.
DSTYPE	016	20	00	00000001	00	Bin	Identifies the data set as a VSAM, non-VSAM (or generic), MODEL or TAPE data set. Bit Meaning when set 0 VSAM data set (non-VSAM if this bit is set to 0) 1 MODEL profile 2 Type = TAPE when set on 3-7 Reserved for IBM's use
LEVEL	017	00	00	00000001	FF	Int	Data set level.
DEVTYPE	018	00	00	00000004	FF	Bin	The type of device on which the data set resides; only for non-model, discrete data sets.
DEVTYPEX	019	00	00	00000008	FF	Char	The EBCDIC name of the device type on which the data set resides; only for non-model, discrete data sets.
GAUDIT	020	20	00	00000001	00	Bin	Global audit flags. (Audit options specified by a user with the AUDITOR or group-AUDITOR attribute.) Bit Meaning when set 0 Audit all accesses 1 Audit successful accesses 2 Audit accesses that fail 3 No auditing 4-7 Reserved for IBM's use
INSTDATA	021	00	00	00000000	00	Char	Installation data; maximum length = 255.

Data set template

Template							Field being described										
Field name (character data)	Field ID	Flag 1	Flag 2	Field length decimal	Default value	Type											
GAUDITQF	025	00	00	00000001	FF	Bin	Global audit FAILURES qualifier. The AUDITQS, AUDITQF, GAUDITQS, and GAUDITQF fields have the following format: <table border="1"> <thead> <tr> <th>Value</th> <th>Meaning when set</th> </tr> </thead> <tbody> <tr> <td>X'00'</td> <td>Log access at READ level</td> </tr> <tr> <td>X'01'</td> <td>Log access at UPDATE level</td> </tr> <tr> <td>X'02'</td> <td>Log access at CONTROL level</td> </tr> <tr> <td>X'03'</td> <td>Log access at ALTER level</td> </tr> </tbody> </table>	Value	Meaning when set	X'00'	Log access at READ level	X'01'	Log access at UPDATE level	X'02'	Log access at CONTROL level	X'03'	Log access at ALTER level
Value	Meaning when set																
X'00'	Log access at READ level																
X'01'	Log access at UPDATE level																
X'02'	Log access at CONTROL level																
X'03'	Log access at ALTER level																
AUDITQS	022	00	00	00000001	FF	Bin	Audit SUCCESS qualifier.										
AUDITQF	023	00	00	00000001	FF	Bin	Audit FAILURES qualifier.										
GAUDITQS	024	00	00	00000001	FF	Bin	Global audit SUCCESS qualifier.										
WARNING	026	20	00	00000001	00	Bin	Identifies the data set as having (bit 7 is on) or not having the WARNING attribute.										
SECLEVEL	027	00	00	00000001	FF	Int	Data set security level.										
NUMCTGY	028	10	00	00000004	00	Int	The number of categories.										
CATEGORY	029	80	00	00000002	00	Bin	A list of numbers corresponding to the categories to which this data set belongs.										
NOTIFY	030	00	00	00000000	00	Char	User to be notified when access violations occur against a data set protected by this profile.										
RETPD	031	00	00	00000000	00	Int	The number of days protection is provided for the data set. If used, the field is a two-byte binary number.										
ACL2CNT	032	10	00	00000004	00	Int	The number of program and user combinations currently authorized to access the data set.										
PROGRAM	033	80	00	00000008	00	Char	The name of a program currently authorized to access the data set, or a 1-byte flag followed by 7 bytes reserved for IBM's use.										
USER2ACS	034	80	00	00000008	00	Char	User ID or group.										
PROGACS	035	80	00	00000001	00	Bin	The access authority of the program and user combinations.										
PACSCNT	036	80	00	00000002	00	Int	Access count.										
ACL2VAR	037	80	00	00000000	00	Char	Additional conditional data, 9-byte length, in which the first byte tells what type of access is allowed and the remaining 8 bytes contain the data.										
FLDCNT	038	10	00	00000004	00		Reserved for IBM's use.										
FLDNAME	039	80	00	00000008	00		Reserved for IBM's use.										
FLDVALUE	040	80	00	00000000	00		Reserved for IBM's use.										
FLDFLAG	041	A0	00	00000001	00		Reserved for IBM's use.										
VOLCNT	042	10	00	00000004	00	Int	The number of volumes containing the data set.										
VOLSER	043	80	00	00000006	00	Char	A list of the serial numbers of the volumes containing the data set.										
ACLCNT	044	10	00	00000004	00	Int	The number of users and groups currently authorized to access the data set.										
USERID	045	80	00	00000008	00	Char	The user ID or group name of each user or group authorized to access the data set.										

Template							Field being described
Field name (character data)	Field ID	Flag 1	Flag 2	Field length decimal	Default value	Type	
USERACS	046	A0	00	00000001	00	Bin	The access authority that each user or group has for the data set. Bit Meaning when set 0 ALTER access 1 CONTROL access 2 UPDATE access 3 READ access 4 EXECUTE access 5-6 Reserved for IBM's use 7 NONE access
ACSCNT	047	80	00	00000002	00	Int	The number of times the data set was accessed by each user or group.
USRCNT	048	10	00	00000004	00	Int	Reserved for installation use.
USRNM	049	80	00	00000008	00		Reserved for installation use.
USRDATA	050	80	00	00000000	00		Reserved for installation use.
USRFLG	051	A0	00	00000001	00		Reserved for installation use.
SECLABEL	052	00	00	00000008	00	Char	Security label.

Field name	Field ID	Flag 1	Flag 2	Combination field IDs					Type	
The following are the COMBINATION fields of the data set template.										
DEFDATE	000	40	00	004	000	000	000	000	Char	Combination.
AUTHDATE	000	40	00	004	000	000	000	000	Char	Fields.
OWNER	000	40	00	005	000	000	000	000	Char	
UACC	000	40	00	012	000	000	000	000		
ACL2	000	40	00	033	034	035	036	037		
ACL2A3	000	40	00	033	034	035	037	000		
ACL2A2	000	40	00	033	034	035	036	000		
ACL2A1	000	40	00	033	034	035	000	000		
FIELD	000	40	00	039	040	041	000	000		
VOLUME	000	40	00	043	000	000	000	000		
ACL	000	40	00	045	046	047	000	000		
ACL1	000	40	00	045	046	000	000	000		
USERDATA	000	40	00	049	050	051	000	000		

Template							Field being described
Field name (character data)	Field ID	Flag 1	Flag 2	Field length decimal	Default value	Type	
The following is the DFP segment of the data set template.							
DFP	001	00	00	00000000	00		Start of segment fields
RESOWNER	002	00	00	00000008	FF	Char	Resource owner; must represent a user ID or group name

Template							Field being described
Field name (character data)	Field ID	Flag 1	Flag 2	Field length decimal	Default value	Type	
The following is the TME segment of the data set template.							
TME	001	00	00	00000000	00		Start of segment fields
ROLEN	002	10	00	00000004	00	Int	Count of role-access specifications
ROLES	003	80	00	00000000	00	Char	Role-access specifications

General template for the RACF database

The general template describes the fields of general resource profiles in a RACF database.

NOT Programming Interface Information			
ACL2RSVD	ENCTYPE	GAUDITQF	PREVKEYV
AUDITQF	FIELD	GAUDITQS	RACLDSP
AUDITQS	FLDCNT	MEMCNT	RACLHDR
CATEGORY	FLDFLAG	MEMLIST	SALT
CURKEY	FLDNAME	NUMCTGY	SSKEY
CURKEYV	FLDVALUE	PREVKEY	

End NOT Programming Interface Information

Note:

1. Application developers should not depend on being able to use RACROUTE REQUEST=EXTRACT for the BASE segment fields on any security product other than RACF. These products are expected to support only such segments as DFP and TSO.
2. The TME segment fields are intended to be updated by Tivoli applications, which manage updates, permissions, and cross-references among the fields. The TME fields should only be directly updated on an exception basis. See *z/OS Security Server RACF Command Language Reference* for formats of the field data as enforced by the RACF commands. Use caution when directly updating TME fields, as the updates might be overridden by subsequent actions of Tivoli applications.

The contents of the general template are as follows:

Template							Field being described
Field name (character data)	Field ID	Flag 1	Flag 2	Field length decimal	Default value	Type	
The following is the BASE segment of the GENERAL template.							
GENERAL	001	00	00	00000000	00		
ENTYPE	002	00	00	00000001	05	Int	The number (5) corresponding to profiles for resources defined in the class descriptor table.
VERSION	003	00	00	00000001	01	Int	The version field from the profile. Always X'01'.
CLASTYPE	004	00	00	00000001	FF	Int	The class to which the resource belongs (from the ID=class-number operand of the ICHERCDE macro).
DEFDATE	005	00	20	00000003	FF	Date	The date the resource was defined to RACF.
OWNER	006	00	00	00000008	FF	Char	The owner of the resource.
LREFDAT	007	01	20	00000003	FF	Date	The date the resource was last referenced.
LCHGDAT	008	01	20	00000003	FF	Date	The date the resource was last updated.
ACSALTR	009	01	00	00000002	FF	Int	The number of times the resource was accessed with ALTER authority.
ACSCNTL	010	01	00	00000002	FF	Int	The number of times the resource was accessed with CONTROL authority.
ACSUPDT	011	01	00	00000002	FF	Int	The number of times the resource was accessed with UPDATE authority.

Template							Field being described
Field name (character data)	Field ID	Flag 1	Flag 2	Field length decimal	Default value	Type	
ACSREAD	012	01	00	00000002	FF	Int	The number of times the resource was accessed with READ authority.
UACC	013	20	80	00000001	00	Bin	The universal access authority for the resource. Bit Meaning when set 0 ALTER access 1 CONTROL access 2 UPDATE access 3 READ access 4 EXECUTE access 5-6 Reserved for IBM's use 7 NONE access.
AUDIT	014	20	00	00000001	00	Bin	Audit flags. Bit Meaning when set 0 Audit all accesses 1 Audit successful accesses 2 Audit accesses that fail 3 No auditing 4-7 Reserved for IBM's use
LEVEL	015	20	00	00000001	00	Int	Resource level.
GAUDIT	016	20	00	00000001	00	Bin	Global audit flags. Bit Meaning when set 0 Audit all accesses 1 Audit successful accesses 2 Audit accesses that fail 3 No auditing 4-7 Reserved for IBM's use
INSTDATA	017	00	00	00000000	00	Char	Installation data; maximum length = 255.
GAUDITQF	021	00	00	00000001	FF	Bin	Global audit FAILURES qualifier. Value Meaning X'00' Log access at READ authority X'01' Log access at UPDATE authority X'02' Log access at CONTROL authority X'03' Log access at ALTER authority
AUDITQS	018	00	00	00000001	FF	Bin	Audit SUCCESS qualifier. Value Meaning X'00' Log access at READ authority X'01' Log access at UPDATE authority X'02' Log access at CONTROL authority X'03' Log access at ALTER authority
AUDITQF	019	00	00	00000001	FF	Bin	Audit FAILURES qualifier. Value Meaning X'00' Log access at READ authority X'01' Log access at UPDATE authority X'02' Log access at CONTROL authority X'03' Log access at ALTER authority
GAUDITQS	020	00	00	00000001	FF	Bin	Global audit SUCCESS qualifier. Value Meaning X'00' Log access at READ authority X'01' Log access at UPDATE authority X'02' Log access at CONTROL authority X'03' Log access at ALTER authority

General template

Template							Field being described
Field name (character data)	Field ID	Flag 1	Flag 2	Field length decimal	Default value	Type	
WARNING	022	20	00	00000001	00	Bin	Identifies the data set as having (bit 7 is on) or not having the WARNING attribute.
RESFLG	023	20	00	00000001	00	Bin	Resource profile flags: Bit Meaning when set 0 TAPEVOL can only contain one data set. 1 TAPEVOL profile is automatic. 2 Maintain TVTOC for TAPEVOL. 3-7 Reserved for IBM's use
TVTOCCNT	024	10	00	00000004	00	Int	The number of TVTOC entries.
TVTOCSEQ	025	80	00	00000002	00	Int	The file sequence number of tape data set.
TVTOCCRD	026	80	20	00000003	00	Date	The date the data set was created.
TVTOCIND	027	A0	00	00000001	00	Bin	Data set profiles flag (RACF indicator bit): Bit Meaning when set 1 Discrete data set profile exists 2-7 Reserved for IBM's use
TVTOCDSN	028	80	00	00000000	00	Char	The RACF internal name.
TVTOCVOL	029	80	00	00000000	00	Char	This field is a list of the volumes on which the tape data set resides.
TVTOCRDS	030	80	00	00000000	00	Char	The name used when creating the tape data set; maximum length = 255.
NOTIFY	031	00	00	00000000	00	Char	The user to be notified when access violations occur against resource protected by this profile.
LOGDAYS	032	20	00	00000001	00	Bin	The days of the week the TERMINAL cannot be used. (Bit 0 equals Sunday, bit 1 equals Monday, and so on).
LOGTIME	033	00	00	00000000	00	Time	The time of the day the TERMINAL can be used.
LOGZONE	034	00	00	00000000	00	Bin	The time zone in which the terminal is located.
NUMCTGY	035	10	00	00000004	00	Int	Number of categories.
CATEGORY	036	80	00	00000002	00	Int	List of categories.
SECLEVEL	037	00	00	00000001	FF	Int	Resource security level.
FLDCNT	038	10	00	00000004	00	Int	Reserved for IBM's use.
FLDNAME	039	80	00	00000008	00		Reserved for IBM's use.
FLDVALUE	040	80	00	00000000	00		Reserved for IBM's use.
FLDFLAG	041	A0	00	00000001	00		Reserved for IBM's use.
APPLDATA	042	00	00	00000000	00	Char	Application data.
MEMCNT	043	10	80	00000004	00	Int	The number of members.
MEMLST	044	80	80	00000000	00	Bin	The resource group member. For SECLABEL class, a 4-byte SMF ID.
VOLCNT	045	10	00	00000004	00	Int	Number of volumes in tape volume set.
VOLSER	046	80	00	00000006	00	Char	Volume serials of volumes in tape volume set.
ACLCNT	047	10	80	00000004	00	Int	The number of users and groups currently authorized to access the resource.
USERID	048	80	80	00000008	00	Char	The user ID or group name of each user or group authorized to access the resource.

Template							Field being described
Field name (character data)	Field ID	Flag 1	Flag 2	Field length decimal	Default value	Type	
USERACS	049	A0	80	00000001	00	Bin	The access authority that each user or group has for the resource. Bit Meaning when set 0 ALTER access 1 CONTROL access 2 UPDATE access 3 READ access 4 EXECUTE access 5-6 Reserved for IBM's use 7 NONE access Note: Each of the above access authority fields has mutually exclusive bits except for EXECUTE and NONE.
ACSCNT	050	80	00	00000002	00	Int	The number of times the resource was accessed by each user or group.
USRCNT	051	10	00	00000004	00	Int	Reserved for installation use.
USRNM	052	80	00	00000008	00		Reserved for installation use.
USRDATA	053	80	00	00000000	00		Reserved for installation use.
USRFLG	054	A0	00	00000001	00		Reserved for installation use.
SECLABEL	055	00	00	00000008	00	Char	Security label.
ACL2CNT	056	10	00	00000004	00	Int	Number of entries in conditional access list.
ACL2NAME	057	80	00	00000008	00	Bin	1 indicator byte; 7 bytes reserved for IBM's use.
ACL2UID	058	80	00	00000008	00	Char	User ID or group.
ACL2ACC	059	80	00	00000001	00	Bin	Access authority.
ACL2ACNT	060	80	00	00000002	00	Int	Access count.
ACL2RSVD	061	80	00	00000000	00	Bin	Conditional data. Reserved for IBM's use.
RACLHDR	062	00	00	00000020	00	Bin	RACGLIST header.
RACLDSP	063	00	00	00000000	00	Bin	RACGLIST dataspace information.
FILTERCT	064	10	00	00000004	00		Number of names that Hash to this DIGTNMAP Profile.
FLTRLABL	065	80	00	00000000	00		Label associated with this DIGTNMAP Mapping (matches NMAPLABL for user named by FLTRUSER or user irrmulti.)
FLTRSTAT	066	A0	00	00000001	00		Trust status – bit 0 on for trusted.
FLTRUSER	067	80	00	00000000	00		User ID or criteria profile name.
FLTRNAME	068	80	00	00000000	00		Unhashed issuer's name filter used to create this profile name, (max of 255), followed by a separator, (X'4A'), and the unhashed subject's name filter used to create this profile name (max of 255).
FLTRSVD1	069	80	00	00000000	00		Reserved for IBM's use.
FLTRSVD2	070	80	00	00000000	00		Reserved for IBM's use.
FLTRSVD3	071	80	00	00000000	00		Reserved for IBM's use.
FLTRSVD4	072	80	00	00000000	00		Reserved for IBM's use.
FLTRSVD5	073	80	00	00000000	00		Reserved for IBM's use.
RACDHDR	074	00	08	00000000	00	Bin	CACHECLS header.
DIDCT	075	10	00	00000004	00		Number of names that correspond to this IDIDMAP Profile.
DIDLABL	076	80	00	00000000	00		Label associated with this IDIDMAP class profile mapping (matches DMAPLABL for user named by DIDUSER).
DIDUSER	077	80	00	00000008	00		User ID.
DIDRNAME	078	80	00	00000000	00		Registry name (max of 255).
DIDRSVD1	079	80	00	00000000	00		Reserved for IBM's use.

General template

Template							Field being described
Field name (character data)	Field ID	Flag 1	Flag 2	Field length decimal	Default value	Type	
DIDRSVD2	080	80	00	00000000	00		Reserved for IBM's use.

Field name	Field ID	Flag 1	Flag 2	Combination field IDs				Type		
The following is the COMBINATION segment of the GENERAL template.										
CREADATE	000	40	00	005	000	000	000	000	000	Combination.
AUTHDATE	000	40	00	005	000	000	000	000	000	Fields.
AUTHOR	000	40	00	006	000	000	000	000	000	
TVTOC	000	48	00	025	026	027	028	029		
	000	40	00	030	000	000	000	000	000	
LOGINFO	000	40	00	032	033	034	000	000	000	
FIELD	000	40	00	039	040	041	000	000	000	
ACL	000	40	00	048	049	050	000	000	000	
ACL1	000	40	00	048	049	000	000	000	000	
USERDATA	000	40	00	052	053	054	000	000	000	
ACL2	000	40	00	057	058	059	060	061	000	Conditional access list
ACL2A3	000	40	00	057	058	059	060	000	000	Conditional access list
FLTRLST1	000	40	00	065	066	067	068	000	000	Combo field for FILTER
FLTRLST2	000	40	00	065	067	068	000	000	000	Combo field for FILTER
CERTRING	000	40	00	010	011	009	000	000	000	Digital certificate data.
CERTRNG2	000	40	00	009	011	000	000	000	000	
CERTRNG3	000	40	00	009	012	013	000	000	000	
DIDLST1	000	40	00	076	077	078	000	000	000	Combination for distributed identity.

Template							Field being described
Field name (character data)	Field ID	Flag 1	Flag 2	Field length decimal	Default value	Type	
The following is the SESSION segment of the GENERAL template.							
SESSION	001	00	00	00000000	00		Start of segment fields
SESSKEY	002	00	00	00000000	00	Bin	Session key; maximum length = 8
SLSFLAGS	003	20	00	00000001	00	Bin	Session flag byte
							Bit Meaning when set
							0 SLSLOCK-This profile is locked out
							1-7 Reserved for IBM's use
KEYDATE	004	00	00	00000004	00	Date	Last date session key was changed. It is in the format <i>0cyyddF</i> where <i>c=0</i> for 1900-1999 and <i>c=1</i> for 2000-2099. For more information on this MVS-returned format, see <i>z/OS MVS Programming: Assembler Services Guide</i> .
KEYINTVL	005	00	00	00000002	00	Int	Number of days before session key expires
SLSFAIL	006	00	00	00000002	00	Int	Current number of invalid attempts
MAXFAIL	007	00	00	00000002	00	Int	Number of invalid attempts before lockout
SENTCNT	008	10	00	00000004	00	Int	Number of session entities in list
SENTITY	009	80	00	00000035	00	Char	Entity name
SENTFLCT	010	80	00	00000002	00	Int	Number of failed attempts for this entity

Template							Field being described
Field name (character data)	Field ID	Flag 1	Flag 2	Field length decimal	Default value	Type	
CONVSEC	011	20	00	00000001	00	Bin	Conversation security.
							Value Meaning X'40' Conversation security X'50' Persistent verification X'60' User ID and password already verified X'70' User ID and password already verified plus persistent verification X'80' Security none
The following is the DLFDATA segment of the GENERAL template.							
DLFDATA	001	00	00	00000000	00		Start of segment fields
RETAIN	002	20	00	00000001	00	Bin	Retain flag byte
JOBNMCNT	003	10	00	00000004	00	Int	Count of jobnames
JOBNAMES	004	80	00	00000000	00	Char	Jobnames; maximum length = 8
The following is the SSIGNON segment of the GENERAL template.							
SSIGNON	001	00	00	00000000	00		Start of segment fields
SSKEY	002	00	00	00000000	00	Bin	Secured signon key
The following is the STDATA segment of the GENERAL template.							
STDATA	001	00	00	00000000	00		Start of segment fields
STUSER	002	00	00	00000008	40	Char	User ID or =MEMBER
STGROUP	003	00	00	00000008	40	Char	Group name or =MEMBER
FLAGTRUS	004	20	00	00000001	00	Bin	Trusted flag, X'80' = trusted
FLAGPRIV	005	20	00	00000001	00	Bin	Privileged flag, X'80' = privileged
FLAGTRAC	006	20	00	00000001	00	Bin	Trace usage flag X'80' = issue IRR8I2I
The following is the SVFMR segment of the GENERAL template.							
SVFMR	001	00	00	00000000	00		Start of segment fields
SCRIPTN	002	00	00	00000008	00	Char	Script name
PARMN	003	00	00	00000008	00	Char	Parameter name
The following is the CERTDATA segment of the GENERAL template.							
CERTDATA	001	00	00	00000000	00		Start of segment fields
CERT	002	00	00	00000000	00	Bin	Digital certificate
CERTPRVK	003	00	00	00000000	00	Bin	Private key or key label
RINGCT	004	10	00	00000004	00	Int	Number of key rings associated with this certificate
RINGNAME	005	80	00	00000000	00	Char	Profile name of a ring with which this certificate is associated
CERTSTRT	006	00	00	00000000	00		Date and time from which the certificate is valid. If the year is 2041 or earlier, this is an 8-byte TOD format field. If the year is later than 2041, this is the first 8 bytes of an ETOD format field. If the first byte is greater than X'38', the date is in TOD format; otherwise it is in ETOD format.
CERTEND	007	00	00	00000000	00		Date and time after which the certificate is not valid. If the year is 2041 or earlier, this is an 8-byte TOD format field. If the year is later than 2041, this is the first 8 bytes of an ETOD format field. If the first byte is greater than X'38', the date is in TOD format; otherwise it is in ETOD format.
CERTCT	008	10	00	00000004	00	Int	The number of certificates associated with this key ring. CERTCT is a repeat group that identifies the certificates associated with a key ring. CERTCT is used <i>only</i> with DIGTRING profiles.
CERTNAME	009	80	00	00000000	00	Char	The profile name of the certificate

General template

Template							Field being described
Field name (character data)	Field ID	Flag 1	Flag 2	Field length decimal	Default value	Type	
CERTUSAG	010	80	00	00000004	00	Bin	Certificate usage in ring: <ul style="list-style-type: none"> • X'00000000' – PERSONAL • X'00000001' – SITE • X'00000002' – CERTAUTH
CERTDFLT	011	80	00	00000001	00	Bin	Verifies if it is the default certificate: <ul style="list-style-type: none"> • X'00' – Not the default • X'80' – The default
CERTSJDN	012	80	00	00000000	00	Bin	The subject name of the entity to whom the certificate is issued. This field is a BER-encoded format of the subject's distinguished name as contained in the certificate
CERTLABL	013	80	00	00000000	00	Char	Label associated with the certificate
CERTRSV1	014	80	00	00000000	00		Reserved for IBM's use.
CERTRSV2	015	80	00	00000000	00		Reserved for IBM's use.
CERTRSV3	016	80	00	00000000	00		Reserved for IBM's use.
CERTRSV4	017	80	00	00000000	00		Reserved for IBM's use.
CERTRSV5	018	80	00	00000000	00		Reserved for IBM's use.
CERTRSV6	019	80	00	00000000	00		Reserved for IBM's use.
CERTRSV7	020	80	00	00000000	00		Reserved for IBM's use.
CERTRSV8	021	80	00	00000000	00		Reserved for IBM's use.
CERTRSV9	022	80	00	00000000	00		Reserved for IBM's use.
CERTRSVA	023	80	00	00000000	00		Reserved for IBM's use.
CERTRSVB	024	80	00	00000000	00		Reserved for IBM's use.
CERTRSVC	025	80	00	00000000	00		Reserved for IBM's use.
CERTRSVD	026	80	00	00000000	00		Reserved for IBM's use.
CERTRSVE	027	80	00	00000000	00		Reserved for IBM's use.
CERTRSVF	028	80	00	00000000	00		Reserved for IBM's use.
CERTRSVG	029	80	00	00000000	00		Reserved for IBM's use.
CERTRSVH	030	80	00	00000000	00		Reserved for IBM's use.
CERTRSVI	031	80	00	00000000	00		Reserved for IBM's use.
CERTRSVJ	032	80	00	00000000	00		Reserved for IBM's use.
CERTRSVK	033	80	00	00000000	00		Reserved for IBM's use.
CERTPRVT	034	00	00	00000004	00	Bin	Associated key type: <ul style="list-style-type: none"> • X'00000000' – No associated key • X'00000001' – PKCS DER-encoded • X'00000002' – ICSF token label • X'00000003' – PCICC label • X'00000004' – DSA • X'00000005' – ICSF public token label • X'00000006' – Reserved for IBM's use • X'00000007' – NIST ECC key • X'00000008' – Brainpool ECC key • X'00000009' – NIST ECC token label in PKDS • X'0000000A' – Brainpool ECC token label in PKDS • X'0000000B' – RSA token label in TKDS • X'0000000C' – NIST ECC token label in TKDS • X'0000000D' – Brainpool ECC token label in TKDS
CERTPRVS	035	00	00	00000004	00	Int	Private key size in bits
CERTLSER	036	00	00	00000008	00	Bin	The low order 8 bytes of the last certificate that was signed with this key. This field is used with DIGTCERT profiles only
RINGSEQN	037	00	00	00000004	00	Int	Ring change count

Template							Field being described
Field name (character data)	Field ID	Flag 1	Flag 2	Field length decimal	Default value	Type	
CERTGREQ	038	00	00	00000001	00	Bin	Indicates if the certificate is used for generating a request
The following is the TME segment of the GENERAL template.							
TME	001	00	00	00000000	00		Start of segment fields
PARENT	002	00	00	00000000	00	Char	Parent name
CHILDN	003	10	00	00000004	00	Int	Count of children
CHILDREN	004	80	00	00000000	00	Char	Child names
RESN	005	10	00	00000004	00	Int	Count of resource-access specifications
RESOURCE	006	80	00	00000000	00		Resource-access specifications
GROUPN	007	10	00	00000004	00	Int	Count of groups
GROUPS	008	80	00	00000008	00		Group names
ROLEN	009	10	00	00000004	00	Int	Count of role-access specifications
ROLES	010	80	00	00000000	00	Char	Role-access specifications
The following is the KERB segment of the GENERAL template.							
KERB	001	00	00	00000000	00		Start of segment fields
KERBNAME	002	00	00	00000000	00	Char	Kerberos realm name
MINTKTLF	003	00	00	00000000	00	Char	Minimum ticket life
MAXKTLF	004	00	00	00000000	00	Char	Maximum ticket life
DEFTKTLF	005	00	00	00000000	00	Char	Default ticket life
SALT	006	00	00	00000000	00	Char	Current key salt
ENCTYPE	007	00	00	00000000	00	Char	Encryption type
CURKEYV	008	00	00	00000000	00	Char	Current key version
CURKEY	009	00	00	00000000	00	Char	Current DES key
PREVKEYV	010	00	00	00000000	00	Char	Previous key version
PREVKEY	011	00	00	00000000	00	Char	Previous DES key
ENCRYPT	012	00	00	00000004	55	Char	Encryption type
CHKADDRS	013	00	00	00000001	00	Char	Check addresses flag
The following is the PROXY segment of the GENERAL template.							
PROXY	001	00	00	00000000	00		Start of segment fields
LDAPHOST	002	00	00	00000000	00	Char	LDAP server URL; maximum length: 1023
BINDDN	003	00	00	00000000	00	Char	Bind distinguished name; maximum length: 1023
BINDPW	004	00	08	00000000	00	Char	Bind password; maximum length: 128
BINDPWKY	005	00	08	00000071	00	Char	Bind password mask or encrypt key
The following is the EIM segment of the GENERAL template.							
EIM	001	00	00	00000000	00		Start of segment fields
DOMAINDN	002	00	00	00000000	00	Char	EIM Domain Distinguished Names
OPTIONS	003	00	00	00000004	55	Char	EIM Options
LOCALREG	004	00	00	00000000	00	Char	Local Registry Name
KERBREG	005	00	00	00000000	00	Char	Kerberos Registry Name
X509REG	006	00	00	00000000	00	Char	X509 Registry Name
The following is the ALIAS segment of the GENERAL template.							
ALIAS	001	00	00	00000000	00		Start of segment fields
IPLOOK	002	00	10	00000016	00	Bin	IP lookup value
The following is the CDTINFO segment of the GENERAL template.							
CDTINFO	001	00	00	0	0		Start of segment fields
CDTPOSIT	002	00	00	4	FF	Int	POSIT number for class
CDTMAXLN	003	00	00	1	8	Int	Maximum length of profile names
CDTMAXLX	004	00	00	4	FF	Int	Maximum resource or profile name length when using ENTITYX
CDTDFTRC	005	00	00	1	4	Int	Default return code
CDTKEYQL	006	00	00	4	0	Int	Number of key qualifiers
CDTGROUP	007	00	00	8	0	Char	Resource grouping class name
CDTMEMBR	008	00	00	8	0	Char	Member class name

General template

Template							Field being described
Field name (character data)	Field ID	Flag 1	Flag 2	Field length decimal	Default value	Type	
CDTFIRST	009	00	00	1	X'C0'	Bin	Character restriction for first character of profile name Value Meaning X'80' Alphabetic X'40' National X'20' Numeric X'10' Special
CDTOTHER	010	00	00	1	X'C0'	Bin	Character restriction for characters of the profile name other than the first character Value Meaning X'80' Alphabetic X'40' National X'20' Numeric X'10' Special
CDTOPER	011	00	00	1	X'00'	Bin	Operations attribute considered Value Meaning X'80' RACF considers OPERATIONS attribute
CDTUACC	012	00	00	1	X'01'	Bin	Default UACC Value Meaning X'80' ALTER X'40' CONTROL X'20' UPDATE X'10' READ X'08' EXECUTE X'04' UACC from ACEE X'01' NONE
CDTRACL	013	00	00	1	X'00'	Bin	SETROPTS RACLST Value Meaning X'00' RACLST disallowed X'80' RACLST allowed X'40' RACLST required
CDTGENL	014	00	00	1	X'00'	Bin	SETROPTS GENLIST Value Meaning X'80' GENLIST allowed
CDTPRFAL	015	00	00	1	X'80'	Bin	Profiles allowed Value Meaning X'80' Profiles are allowed
CDTSLREQ	016	00	00	1	X'00'	Bin	Security labels required Value Meaning X'80' Security labels are required
CDTMAC	017	00	00	1	X'80'	Bin	Mandatory access checking (MAC) processing Value Meaning X'80' Normal mandatory access checks X'40' Reverse mandatory access checks X'20' Equal mandatory access checks
CDTSIGL	018	00	00	1	X'00'	Bin	ENF Signal Value Meaning X'80' ENF signal to be sent
CDTCASE	019	00	00	1	X'00'	Bin	Case of profile names Value Meaning X'00' Uppercase X'80' ASIS - preserve case

Template							Field being described
Field name (character data)	Field ID	Flag 1	Flag 2	Field length decimal	Default value	Type	
CDTGEN	020	00	00	1	X'80'	Bin	SETROPTS GENERIC Value Meaning X'80' GENERIC allowed
The following is the ICTX segment of the GENERAL template.							
ICTX	001	00	00	00000000	00		Start of segment fields
USEMAP	002	00	00	00000001	80	Bin	Application supplied mapping Value Meaning X'80' Use the mapping
DOMAP	003	00	00	00000001	00	Bin	Identity cache mapping Value Meaning X'80' Do the mapping
MAPREQ	004	00	00	00000001	00	Bin	Value Meaning X'80' Mapping is required
MAPTIMEO	005	00	00	00000002	00	Int	Mapping timeout adjustment
The following is the CFDEF segment of the GENERAL template.							
CFDEF	001	00	00	0	0		Start of segment fields for defining custom field attributes
CFDTYPE	002	00	00	1	01	Bin	Data type for custom field: • 01 - character • 02 - numeric • 03 - flag • 04 - hex
CFMXLEN	003	00	00	4	FF	Int	Maximum field length
CFMXVAL	004	00	00	4	FF	Int	Maximum numeric value
CFMIVAL	005	00	00	4	FF	Int	Minimum numeric value
CFFIRST	006	00	00	1	00	Bin	First character restrictions: • 01 - alpha • 02 - alphanum • 03 - any • 04 - nonatabc • 05 - nonatnum • 06 - numeric
CFOTHER	007	00	00	1	00	Bin	Other character restrictions: • 01 - alpha • 02 - alphanum • 03 - any • 04 - nonatabc • 05 - nonatnum • 06 - numeric
CFMIXED	008	20	00	1	00	Bin	If bit 0 is on, mixed case is allowed
CFHELP	009	00	00	00	00	Char	Help text; maximum length = 255
CFLIST	010	00	00	00	00	Char	List heading text; maximum length = 40
The following is the SIGVER segment of the GENERAL template.							
SIGVER	001	00	00	0	0		Start of segment fields
SIGREQD	002	00	00	1	0	Bin	Module must have a signature: Value Meaning X'80' Yes X'00' No
FAILLOAD	003	00	00	1	0	Bin	Loader failure conditions: Value Meaning X'80' Bad signature only X'40' Any failing signature condition X'00' Never

General template

Template							Field being described												
Field name (character data)	Field ID	Flag 1	Flag 2	Field length decimal	Default value	Type													
SIGAUDIT	004	00	00	1	0	Bin	RACF audit conditions: <table> <thead> <tr> <th>Value</th> <th>Meaning</th> </tr> </thead> <tbody> <tr> <td>X'80'</td> <td>Bad signature only</td> </tr> <tr> <td>X'40'</td> <td>Any failing signature condition</td> </tr> <tr> <td>X'20'</td> <td>Success</td> </tr> <tr> <td>X'01'</td> <td>All</td> </tr> <tr> <td>X'00'</td> <td>None</td> </tr> </tbody> </table>	Value	Meaning	X'80'	Bad signature only	X'40'	Any failing signature condition	X'20'	Success	X'01'	All	X'00'	None
Value	Meaning																		
X'80'	Bad signature only																		
X'40'	Any failing signature condition																		
X'20'	Success																		
X'01'	All																		
X'00'	None																		
The following is the ICSF segment of the GENERAL template.																			
ICSF	01	00	00	00000000	00		Start of segment fields for defining ICSF attributes												
CSFSEXP	02	00	00	00000001	00	Bin	Symmetric key export option: <table> <thead> <tr> <th>Value</th> <th>Meaning</th> </tr> </thead> <tbody> <tr> <td>X'80'</td> <td>BYLIST</td> </tr> <tr> <td>X'40'</td> <td>BYNONE</td> </tr> <tr> <td>X'00'</td> <td>BYANY</td> </tr> </tbody> </table>	Value	Meaning	X'80'	BYLIST	X'40'	BYNONE	X'00'	BYANY				
Value	Meaning																		
X'80'	BYLIST																		
X'40'	BYNONE																		
X'00'	BYANY																		
CSFSKLCY	03	10	00	00000004	00	Int	Count of PKDS labels												
CSFSKLBS	04	80	00	00000000	00	Char	PKDS labels that might be used to export this symmetric key												
CSFSCLCT	05	10	00	00000004	0	Int	Count of certificate labels												
CSFSCLBS	06	80	00	00000000	00	Char	Certificate labels that might be used to export this symmetric key												
CSFAUSE	07	00	00	00000004	55	Bin	Asymmetric key usage. In byte 3: <table> <thead> <tr> <th>Value</th> <th>Meaning</th> </tr> </thead> <tbody> <tr> <td>X'08'</td> <td>NOSECUREEXPORT</td> </tr> <tr> <td>X'04'</td> <td>SECUREEXPORT</td> </tr> <tr> <td>X'02'</td> <td>NOHANDSHAKE</td> </tr> <tr> <td>X'01'</td> <td>HANDSHAKE</td> </tr> </tbody> </table>	Value	Meaning	X'08'	NOSECUREEXPORT	X'04'	SECUREEXPORT	X'02'	NOHANDSHAKE	X'01'	HANDSHAKE		
Value	Meaning																		
X'08'	NOSECUREEXPORT																		
X'04'	SECUREEXPORT																		
X'02'	NOHANDSHAKE																		
X'01'	HANDSHAKE																		
CSFSCPW	08	00	00	00000001	00	Bin	Symmetric key CPACF wrap <table> <thead> <tr> <th>Value</th> <th>Meaning</th> </tr> </thead> <tbody> <tr> <td>X'80'</td> <td>YES</td> </tr> <tr> <td>X'00'</td> <td>NO</td> </tr> </tbody> </table>	Value	Meaning	X'80'	YES	X'00'	NO						
Value	Meaning																		
X'80'	YES																		
X'00'	NO																		
The following is the MFA segment of the GENERAL template.																			
MFA	001	00	00	00000000	00		Start of segment fields												
MFDATA	002	00	00	00000000	00		Free-form factor metadata												
The following is the MFPOLICY segment of the GENERAL template.																			
MFPOLICY	001	00	00	00000000	00		Start of segment fields												
MFFCTRN	002	10	00	00000004	00		Number of factors in policy												
MFFCTRS	003	80	00	00000000	00		Policy factor list												
MFTIMEO	004	00	00	00000004	00		Policy token timeout												
MFREUSE	005	00	00	00000001	00		Policy reuse setting												

Reserved template for the RACF database

This template is reserved for IBM's use. The installation must not use it.

The contents of the reserved template are as follows:

Template							Field being described
Field name (character data)	Field ID	Flag 1	Flag 2	Field length decimal	Default value	Type	
RSVTMP03	001	00	00	00000000	00		
ENTYPE	002	00	00	00000001	00		The number corresponding to the type of profile being described.
VERSION	003	00	00	00000001	00		Template version number.

Reserved template

Appendix E. Event code qualifier descriptions

Event codes and event code qualifiers

The RACF event code (found in the SMF80EVT field of the SMF record) and the RACF event code qualifier (found in the SMF80EVQ field of the SMF record) are determined during RACF processing. This topic explains the meaning of each qualifier code by event.

Event 1(1): JOB INITIATION/TSO LOGON/TSO LOGOFF

This event is logged by RACROUTE REQUEST=VERIFY and RACROUTE REQUEST=VERIFYX. Installation exit ICHRIX02 can change the return code of the RACROUTE REQUEST=VERIFY or RACROUTE REQUEST=VERIFYX request to any value. The return code significantly influences the corresponding audit record's event code 1 qualifier. You should be familiar with any ICHRIX02 processing in effect for your installation. See *z/OS Security Server RACF System Programmer's Guide* for details.

For this event, code qualifiers 0 and 8 do not exist as type 80 records. They are contained in the unloaded records from the RACF SMF data unload utility (IRRADU00) and as reports and reformatted records from the RACF report writer (RACFRW).

The explanations of the event code qualifiers for Event 1 are:

- 0(0) SUCCESSFUL INITIATION** The job began successfully.
- 1(1) INVALID PASSWORD** The password specified on the job card or at logon is incorrect.
- 2(2) INVALID GROUP** The user tried to log on or to initiate a job using a group that the user is not a member of.
- 3(3) INVALID OIDCARD** Operator identification cards are used at the installation, and the data received from the one used does not match that of the user's profile.
- 4(4) INVALID TERMINAL/CONSOLE** The user is not authorized to the port of entry (POE). There are four kinds of POEs, each with its own profile class: APPCPORT, CONSOLE, JESINPUT, and TERMINAL. One of the following occurred:
 - The port of entry is active but the user is not authorized.
 - The user is denied access because of conditional days/times in the user profile.
 - The user is denied access because of conditional days/times in the class profile (TERMINAL class only).
- 5(5) INVALID APPLICATION** The APPL class is active, and the user is trying to log on to an application without authorization.
- 6(6) REVOKED USER ID ATTEMPTING ACCESS** The user ID specified on the logon or job card has been revoked. One of the following occurred:
 - The installation-defined limit of password attempts was reached at an earlier time.
 - The inactive interval was reached.

Event code qualifier descriptions

- The revoke date in the user's profile is in effect.
- The RACF administrator revoked the user ID.

The RACF administrator must reset the user ID before the user can log on again.

- 7(7) USER ID AUTOMATICALLY REVOKED** The user ID has been automatically revoked. The installation-defined limit of password and password phrase attempts was reached.
- 8(8) SUCCESSFUL TERMINATION** The job completed successfully.
- 9(9) UNDEFINED USER ID** The user ID specified on the job card or at logon is not defined to the RACF database.
- 10(A) INSUFFICIENT SECURITY LABEL AUTHORITY** One of the following occurred:
- SETROPTS MLS FAILURES is in effect and the user's security label does not dominate the submitter's security label. Two exceptions are explained under Qualifier 20.
 - SETROPTS MLACTIVE FAILURES is in effect and the job card/logon attempt does not specify a valid security label. One exception is explained under Qualifier 21.
- 11(B) NOT AUTHORIZED TO SECURITY LABEL** The user is not authorized to the security label specified. One exception is explained under Qualifier 22.
- 12(C) SUCCESSFUL RACINIT INITIATION** The job or user was verified.
- 13(D) SUCCESSFUL RACINIT DELETE** The job completed or the user logged off.
- 14(E) SYSTEM NOW REQUIRES MORE AUTHORITY** SETROPTS MLQUIET is in effect. If this is a user verification, the user is not a console operator and does not have the SPECIAL attribute. If this is a job verification, the job is not part of the trusted computing base (TCB). The verification fails.
- 15(F) REMOTE JOB ENTRY—JOB NOT AUTHORIZED** The submitting node is not authorized to the system; a NODES profile prevents remote job entry. The profile has the format 'submit_node.RUSER.userid' and has a UACC of NONE.

Note:

Surrogate Function Qualifiers:

Qualifiers 16, 17, and 18 involve the use of the surrogate function, and occur if any of the following conditions is met:

- The SURROGAT class is active.
- General resource profiles of the SURROGAT class are defined for the job card's user ID, and the user ID submitting the job is permitted to the profile with at least READ access.
- The submitter is authorized to the security label of the job.

For more information, see *z/OS Security Server RACF Security Administrator's Guide*.

- 16(10) SURROGATE CLASS IS INACTIVE** The SURROGAT class is inactive. The job card has a user ID that is different from the submitter's user ID, and there is no password specified.

- 17(11) SUBMITTER IS NOT AUTHORIZED BY USER** The SURROGAT class is active. Either there is no SURROGAT profile for the job card's user ID, or the submitter's user ID is not permitted to the profile.
- 18(12) SUBMITTER IS NOT AUTHORIZED TO SECURITY LABEL** The SECLABEL class is active and there is a security label on the job card. The submitter is not authorized to the security label specified on the job card.
- 19(13) USER IS NOT AUTHORIZED TO JOB** The JESJOBS class is active, and the user is not authorized to the jobname.
- 20(14) WARNING—INSUFFICIENT SECURITY LABEL AUTHORITY** One of the following occurred:
- SETROPTS MLS WARNING is in effect and the security label on the job card does not dominate the submitter's security label.
 - SETROPTS MLS FAILURES is in effect, the user's security label does not dominate the submitter's, and the user has the SPECIAL attribute.
 - SETROPTS MLS FAILURES and SETROPTS COMPATMODE are in effect, the user's security label does not dominate the submitter's, and the submitter's or the job owner's security label is the default.
- The verification does not fail.
- 21(15) WARNING—SECURITY LABEL MISSING FROM JOB, USER, OR PROFILE** One of the following occurred:
- MLACTIVE WARNING is in effect, and the job card or logon attempt did not specify a valid security label.
 - MLACTIVE FAILURES is in effect, the user has the SPECIAL attribute, and a valid security label is not specified.
- The verification does not fail.
- 22(16) WARNING—NOT AUTHORIZED TO SECURITY LABEL** The user has the SPECIAL attribute, the security label is SYSHIGH, and the user does not have authority to it. The verification does not fail.
- 23(17) SECURITY LABELS NOT COMPATIBLE** SETROPTS MLS is not active, the submitter's user ID is different from the user ID on the job card, and the submitter's and the user's security labels are disjoint (neither one dominates the other).
- One exception is listed under Qualifier 24.
- 24(18) WARNING—SECURITY LABELS NOT COMPATIBLE** SETROPTS MLS is not active, the submitter's user ID is different from the user ID on the job card, the submitter's and user's security labels are disjoint, SETROPTS COMPATMODE is in effect, and the submitter's or user's security label is the default. The verification does not fail.
- 25(19) CURRENT PASSWORD HAS EXPIRED** The user's password has expired for one of the following reasons:
- The installation specification in SETROPTS PASSWORD INTERVAL command
 - Creation of the password in the ADDUSER command
 - Alteration of the password with the ALTUSER PASSWORD command
- 26(1A) INVALID NEW PASSWORD** The new password specified may be incorrect because:
- It is all blanks.

Event code qualifier descriptions

- The characters are not all alphanumeric.
 - The characters do not match the installation's password syntax rules (set by the SETROPTS PASSWORD command).
 - It is the same as a past password (the extent of the past history determined by the SETROPTS PASSWORD HISTORY command).
 - It is marked invalid by the installation's password exit.
 - It is too soon to change the password (as determined by the SETROPTS PASSWORD MINCHANGE command).
- 27(1B) VERIFICATION FAILED BY INSTALLATION** The installation exit ICHRIX01 or ICHRIX02 failed the request.
- 28(1C) GROUP ACCESS HAS BEEN REVOKED** The user's membership to the group specified has been revoked.
- 29(1D) OIDCARD IS REQUIRED** An OIDCARD is required by the installation but none was given.
- 30(1E) NETWORK JOB ENTRY—JOB NOT AUTHORIZED** For session types of NJE SYSOUT or NJE BATCH, the verification fails because one of the following occurred:
- The user, group, or security label requirements in the NODES profiles were not met.
 - The submitter's node is not valid.
 - The reverify check failed.
- See *z/OS Security Server RACF Security Administrator's Guide* for details on NJE.
- 31(1F) WARNING—UNKNOWN USER FROM TRUSTED NODE PROPAGATED** The combination of having a trusted node submit a job with the undefined user ID warrants this logging. The verification does not fail.
- For an NJE BATCH job, the submitting user is the NJE undefined user ID. The default NJE undefined user ID is eight question marks (????????), unless it was changed with the SETROPTS JES NJEUSERID command. The submitting node is trusted (its best-fit NODES profile on the receiving node's system has a UACC of at least UPDATE). This profile allows propagation of submitters; however, the undefined user ID does not propagate.
- 32(20) SUCCESSFUL INITIATION USING PASSTICKET** Logon was achieved using a PassTicket.
- 33(21) ATTEMPTED REPLAY OF PASSTICKET** Logon was rejected because of attempted replay of a PassTicket.
- 34(22) CLIENT SECURITY LABEL NOT EQUIVALENT TO SERVER'S** Logon was rejected because security labels are not equivalent.
- 35(23) USER AUTOMATICALLY REVOKED DUE TO INACTIVITY** A user has not logged on, submitted a job or accessed the system for so long that the user ID has become inactive. RACF prevents the user from accessing the system.
- 36(24) PASS PHRASE IS NOT VALID** A user attempted to access the system specifying a password phrase that is not valid or specifying a password phrase for a protected user ID. RACF prevents the user from accessing the system.

- 37(25) **NEW PASS PHRASE IS NOT VALID** Logon was rejected because the new password phrase is not valid.
- 38(26) **CURRENT PASS PHRASE HAS EXPIRED** Logon was rejected because the current password phrase has expired.
- 39(27) **NO RACF USER ID FOUND FOR DISTRIBUTED IDENTITY** Logon was rejected because no RACF user ID was found for the distributed identity.

Event 2(2): RESOURCE ACCESS

This event is logged by RACROUTE REQUEST=AUTH, RACROUTE REQUEST=DIRAUTH and RACROUTE REQUEST=FASTAUTH.

The explanations of the event code qualifiers for Event 2 are:

- 0(0) **SUCCESSFUL ACCESS** The user has authorization to the resource.
- 1(1) **INSUFFICIENT AUTHORITY** The user does not have authorization to the resource.
- 2(2) **PROFILE NOT FOUND—RACFIND SPECIFIED ON MACRO** If the request is AUTH, the RACFIND keyword equaled YES on the authorization request, specifying that a discrete profile should exist for the resource. No discrete or generic RACF protection was found.

If the request is FASTAUTH, the program is not controlled and the PADS data sets are open.
- 3(3) **ACCESS PERMITTED DUE TO WARNING** The user does not have proper authority to the resource. However, the resource's profile has the WARNING option and allows the access.

Note:

Exceptions

- PROGRAM class profiles cannot use the WARNING option.
- RACLISTed profiles use the WARNING option only if they are RACLISTed by SETROPTS or a RACROUTE REQUEST=LIST that specifies RELEASE=1.8 or later.

- 4(4) **FAILED DUE TO PROTECTALL SETROPTS PROTECTALL FAILURES** is in effect, and the data set has not been protected by a discrete or generic profile.

Note:

Exceptions

- A privileged user bypasses this checking (no auditing done).
- A trusted user bypasses the checking, but can be audited with the SETROPTS LOGOPTIONS command.
- A user with the SPECIAL attribute gets a warning (see Qualifier 5).
- A system-generated temporary data set does not require protection.

- 5(5) **WARNING ISSUED DUE TO PROTECTALL SETROPTS PROTECTALL WARNING** is in effect, and the data set has not been protected by a discrete or generic profile. The authorization request does not fail.

The exceptions in Qualifier 4 also apply.

Event code qualifier descriptions

- 6(6) INSUFFICIENT CATEGORY/SECLEVEL** The installation uses categories or security levels as separate entities. One of the following occurred:
- The user's SECLEVEL is less than the SECLEVEL of the resource.
 - The user is not a member of every CATEGORY associated with the resource.
- 7(7) INSUFFICIENT SECURITY LABEL AUTHORITY** The SECLABEL class is active and one of the following occurred:
- The user's security label does not dominate the resource's.
 - The user does not have a security label, but the resource does.
 - SETROPTS MLACTIVE FAILURES is in effect, and either the user or the resource is missing a security label. One exception is explained in Qualifier 8.
 - The resource's class requires reverse domination checking, and the resource's security label does not dominate the user's.
 - SETROPTS MLS FAILURES is in effect; the user's security label does not equal the resource's, and the requested access is UPDATE or CONTROL. One exception is explained under Qualifier 9.
- 8(8) SECURITY LABEL MISSING FROM JOB, USER OR PROFILE** One of the following occurred:
- SETROPTS MLACTIVE WARNING is in effect, the SECLABEL class is active, and either the resource or user is missing a security label.
 - SETROPTS MLACTIVE FAILURES is in effect, the user has the SPECIAL attribute, and either the resource or the user is missing a security label.
- 9(9) WARNING—INSUFFICIENT SECURITY LABEL AUTHORITY** One of the following occurred:
- The SECLABEL class is active, SETROPTS MLS WARNING is in effect, the user's security label does not equal the resource's security label, and the requested access is UPDATE or CONTROL.
 - SETROPTS MLS FAILURES is in effect, the user's security label does not equal the resource's security label, the requested access is UPDATE or CONTROL, and the user has the SPECIAL attribute.
- 10(A) WARNING—DATA SET NOT CATALOGED SETROPTS CATDSNS** WARNING is in effect. The data set being accessed cannot be cataloged.
- See *z/OS Security Server RACF Command Language Reference* for more information.
- 11(B) DATA SET NOT CATALOGED SETROPTS CATDSNS FAILURES** is in effect. The data set being accessed cannot be cataloged. If the user has the SPECIAL attribute, only a warning is issued (see Qualifier 10).
- See *z/OS Security Server RACF Command Language Reference* for more information.
- 12(C) PROFILE NOT FOUND—REQUIRED FOR AUTHORITY CHECKING** A profile was not found for the general resource, and that resource's class has a default return code greater than 4. The authorization request fails.
- 13(D) WARNING—INSUFFICIENT CATEGORY/SECLEVEL** The installation uses categories or security levels as separate entities. One of the following occurred:
- The user's SECLEVEL is less than the SECLEVEL of the resource.

- The user is not a member of every CATEGORY associated with the resource.

The resource profile has the WARNING option, so access is given.

Note:

Exceptions

- PROGRAM class profiles cannot use the WARNING option.
- RACLISTed profiles can use the WARNING option only if they are RACLISTed by SETROPTS or a RACF 1.8 (or later) RACROUTE REQUEST=LIST.

- 14(E) WARNING—NON-MAIN EXECUTION ENVIRONMENT** Non-MAIN execution environment was detected while in ENHANCED PGMSECURITY mode. Conditional access for Program Access to Data Sets (PADS) or access to EXECUTE-controlled program is temporarily allowed.
- 15(F) CONDITIONAL ACCESS ALLOWED VIA BASIC MODE PROGRAM** Conditional access for Program Access to Data Sets (PADS) or access to EXECUTE-controlled program is allowed through the BASIC mode program while in ENHANCED PGMSECURITY mode.

Event 3(3): ADDVOL/CHGVOL

This event refers to RACROUTE REQUEST=DEFINE,TYPE=ADDVOL and RACROUTE REQUEST=DEFINE,TYPE=CHGVOL.

The explanations of the event code qualifiers for Event 3 are:

- 0(0) SUCCESSFUL PROCESSING OF NEW VOLUME** One of the following occurred:
- The user has proper administrative authority to the DATASET profile; in the case of tape data sets with TAPEVOL active, the user also had administrative authority to the TAPEVOL profile.
 - SETROPTS MLS WARNING is in effect, the TAPEVOL class is active, a TAPEVOL profile exists, and the user's security label does not equal the resource's.
 - SETROPTS MLACTIVE WARNING is in effect, the TAPEVOL class is active, and no TAPEVOL profile exists for the volume.
- 1(1) INSUFFICIENT AUTHORITY** The user did not have administrative authority to the DATASET profile, or, in the case of tape data sets, the TAPEVOL class is active and the user did not have administrative authority to the TAPEVOL profile.
- 2(2) INSUFFICIENT SECURITY LABEL AUTHORITY** The SECLABEL class is active, the data set is a tape data set, the TAPEVOL class is active, and the user's security label does not dominate the security label found in the TAPEVOL profile.
- 3(3) LESS SPECIFIC PROFILE EXISTS WITH DIFFERENT SECURITY LABEL** The SECLABEL class is active, SETROPTS MLSTABLE is in effect, a less specific generic profile exists that does not have the same security label, the data set is a tape data set, and the TAPEVOL class is active. Changing the volume would change the TAPEVOL profile's security label, violating SETROPTS MLSTABLE rules.

Note:

Event code qualifier descriptions

Exception

If SETROPTS MLQUIET is also in effect and the user has the SPECIAL attribute, the request does not fail and this event is not logged.

Event 4(4): RENAME RESOURCE

This event is based on RACROUTE
REQUEST=DEFINE,TYPE=DEFINE,NEWNAME or RACROUTE
REQUEST=DEFINE,TYPE=DEFINE,NEWNAMX.

The explanations of the event code qualifiers for Event 4 are:

- 0(0) SUCCESSFUL RENAME** One of the following occurred:
- The user has sufficient authority to rename the resource.
 - The SECLABEL class is active, SETROPTS MLACTIVE WARNING is in effect, and the user or the resource does not have a security label.
- 1(1) INVALID GROUP** The resource to be renamed is a data set, and the high-level qualifier of the new data set is not a valid group or user ID.
- 2(2) USER NOT IN GROUP** The resource is a data set, RACFIND is not set to NO, the high-level qualifier of the new data set name is a group, and the user does not belong to that group.
- 3(3) INSUFFICIENT AUTHORITY** One of the following occurred:
- SETROPTS GENERICOWNER is in effect, and renaming the profile would violate GENERICOWNER rules.
 - The resource is a data set, and the high-level qualifier is a group or user ID. The user is not authorized to create a new data set by the generic profile protecting the new name, and the high-level qualifier of the new data set name is beyond the scope of the user.
 - The resource is an SFS file or directory, and the second qualifier is a user ID. The user is not authorized to create a new file or directory by the generic profile protecting the new name, and the second qualifier of the new file or directory name is beyond the scope of the user.
- See *z/OS Security Server RACF Security Administrator's Guide*.
- 4(4) RESOURCE NAME ALREADY DEFINED** The requested new name already has a discrete profile defined. The return code of the RENAME is 4.
- 5(5) USER NOT DEFINED TO RACF** The installation's naming convention routine has indicated that the high-level qualifier is a user ID that is not defined to RACF. One of the following occurred:
- RACFIND is not set to NO.
 - The resource is protected by a generic or global profile, and the user does not have ALTER access to it.
- 6(6) RESOURCE NOT PROTECTED** SETROPTS PROTECTALL FAILURES is in effect, and the new data set name is not protected by a profile.
- 7(7) WARNING—RESOURCE NOT PROTECTED** SETROPTS PROTECTALL WARNINGS is in effect, and the new data set name is not protected by a profile.

The RENAME is allowed.

- 8(8) **USER IN SECOND QUALIFIER IS NOT RACF DEFINED** The second qualifier of the new name is not a valid user ID.
- 9(9) **LESS SPECIFIC PROFILE EXISTS WITH DIFFERENT SECURITY LABEL** The SECLABEL class is active, SETROPTS MLSTABLE is in effect, and there is a less specific generic profile existing for the new name with a different security label. Renaming this resource would violate SETROPTS MLSTABLE rules.
- 10(A) **INSUFFICIENT SECURITY LABEL AUTHORITY** The SECLABEL class is active, SETROPTS MLS FAILURES is in effect, and the user is not authorized to the security label of the resource to be renamed.
- 11(B) **RESOURCE NOT PROTECTED BY SECURITY LABEL** The SECLABEL class is active, SETROPTS MLS FAILURES is in effect, and the profile covering the old resource name does not have a security label.
- 12(C) **NEW NAME NOT PROTECTED BY SECURITY LABEL** The SECLABEL class is active, SETROPTS MLS FAILURES is in effect, and the profile that would cover the new resource name does not have a security label.
- 13(D) **NEW SECURITY LABEL MUST DOMINATE OLD SECURITY LABEL** The SECLABEL class is active, SETROPTS MLS FAILURES is in effect, and the security label of the profile covering the new resource name does not dominate the security label of the profile covering the old resource name.
- 14(E) **INSUFFICIENT SECURITY LABEL AUTHORITY** The SECLABEL class is active, SETROPTS MLS WARNING is in effect, and the user is not authorized to the security label of the profile. The RENAME is allowed.
- 15(F) **WARNING—RESOURCE NOT PROTECTED BY SECURITY LABEL** The SECLABEL class is active, SETROPTS MLS WARNING is in effect, and the profile covering the old resource name does not have a security label. The RENAME is allowed.
- 16(10) **WARNING—NEW NAME NOT PROTECTED BY SECURITY LABEL** The SECLABEL class is active, SETROPTS MLS WARNING is in effect, and the profile that would cover the new resource name does not have a security label. The RENAME is allowed.
- 17(11) **WARNING—NEW SECURITY LABEL MUST DOMINATE OLD SECURITY LABEL** The SECLABEL class is active, SETROPTS MLS WARNING is in effect, and the security label of the profile covering the new resource name does not dominate the security label of the profile covering the old resource name. The RENAME does not fail.

Event 5(5): DELETE RESOURCE

This event is based on RACROUTE REQUEST=DEFINE,TYPE=DELETE.

The explanations of the event code qualifiers for Event 5 are:

- 0(0) **SUCCESSFUL SCRATCH** The resource profile was deleted.
- 1(1) **RESOURCE NOT FOUND** The resource profile was not found.
- 2(2) **INVALID VOLUME** The class is DATASET, and the data set does not reside on the volume specified.

Event 6(6): DELETE ONE VOLUME OF A MULTIVOLUME RESOURCE

This event is based on RACROUTE REQUEST=DEFINE,TYPE=DELETE.

The explanations of the event code qualifiers for Event 6 are:

- 0(0) **SUCCESSFUL DELETION** The volume was successfully deleted from the DATASET profile.

Event 7(7): DEFINE RESOURCE

This event is based on RACROUTE REQUEST=DEFINE,TYPE=DEFINE.

The explanations of the event code qualifiers for Event 7 are:

- 0(0) **SUCCESSFUL DEFINITION**
- The user had sufficient authority to define the resource.
 - The SECLABEL class is active, SETROPTS MLACTIVE WARNING is in effect, and the user or the resource does not have a security label.
- 1(1) **GROUP UNDEFINED** The resource to be defined is a data set, and the high-level qualifier is not a valid group or user ID.
- 2(2) **USER NOT IN GROUP** The resource is a data set, RACFIND is not set to NO, the high-level qualifier is a group, and the user does not belong to that group.
- 3(3) **INSUFFICIENT AUTHORITY** One of the following occurred:
- SETROPTS GENERICOWNER is in effect and defining the profile would violate GENERICOWNER rules.
 - For general resources, the user is not authorized to define profiles in the class.
 - The resource is a data set, and the high-level qualifier of the resource is a group or user ID. The user is not authorized to create a new data set by the generic profile protecting the new name, and the high-level qualifier of the new data set name is beyond the scope of the user.
 - The resource is an SFS file or directory, and the second qualifier is a user ID. The user is not authorized to create a new file or directory by the generic profile protecting the new name, and the second qualifier of the new file or directory name is beyond the scope of the user.
- See *z/OS Security Server RACF Security Administrator's Guide*.
- 4(4) **RESOURCE NAME ALREADY DEFINED** The requested name already has a discrete profile defined. The return code of the DEFINE is 4.
- 5(5) **USER NOT DEFINED TO RACF** The installation's naming convention routine has indicated that the high-level qualifier is a user ID that is not defined to RACF. One of the following occurred:
- RACFIND is not set to NO.
 - The resource is protected by a generic or global profile, and the user does not have ALTER access to it.
- 6(6) **RESOURCE NOT PROTECTED** SETROPTS PROTECTALL FAILURES is in effect, and the data set to be defined is not protected by a profile.
- 7(7) **WARNING—RESOURCE NOT PROTECTED** SETROPTS PROTECTALL WARNINGS is in effect, and the data set to be defined is not protected by a profile. The DEFINE is allowed.

- 8(8) **WARNING—SECURITY LABEL MISSING FROM JOB, USER, OR PROFILE** The SECLABEL and TAPEVOL classes are active. SETROPTS MLACTIVE WARNING is in effect, and the TAPEVOL profile is without a security label. The DEFINE is allowed.
- 9(9) **INSUFFICIENT SECURITY LABEL AUTHORITY** The SECLABEL and TAPEVOL classes are active. SETROPTS MLS WARNING is in effect, and the user's security label does not dominate the one found in the TAPEVOL profile.
The DEFINE is allowed.
- 10(A) **USER IN SECOND QUALIFIER IS NOT RACF-DEFINED** The second qualifier of the name is not a valid user ID.
- 11(B) **INSUFFICIENT SECURITY LABEL AUTHORITY** The SECLABEL class is active, and one of the following occurred:
- SETROPTS MLACTIVE FAILURES is in effect, and the user is missing a security label.
 - SETROPTS MLACTIVE FAILURES is in effect, and the resource is missing a security label.
 - The user's security label does not dominate the resource's.
 - SETROPTS MLS FAILURES is in effect, and the user's security label does not equal the resource's.
- 12(C) **LESS SPECIFIC PROFILE EXISTS WITH A DIFFERENT SECURITY LABEL** The SECLABEL class is active, SETROPTS MLSTABLE is in effect, and there is a less specific generic profile existing for the name with a different security label.
Defining this resource would violate SETROPTS MLSTABLE rules.

Event 8(8)–25(19): COMMANDS

Events 8 through 25 apply to the RACF commands. The following qualifier codes are used for each event:

- 0(0) **NO VIOLATIONS DETECTED** The RACF command was issued successfully. This qualifier applies to all RACF commands.
- 1(1) **INSUFFICIENT AUTHORITY** The user did not have the authority to issue the RACF command. This qualifier applies to all RACF commands.
- 2(2) **KEYWORD VIOLATIONS DETECTED** The user had the authority to issue the RACF command, but not to all the keywords that were specified. Keywords that the user is not authorized to use are ignored. For example, a user with the SPECIAL attribute but without the AUDITOR attribute can issue the ALTUSER command, but not with the GLOBALAUDIT keyword. This qualifier applies to all RACF commands.
- 3(3) **SUCCESSFUL LISTING OF DATASETS** This logs the successful use of LISTDSD DSNS.
- 4(4) **SYSTEM ERROR IN LISTING OF DATA SETS** This logs an error in attempting LISTDSD DSNS.

Note:

1. When the SETROPTS command is issued with a keyword that contains an asterisk (*), the asterisk is displayed in the output. For example, if you issue the command SETROPTS AUDIT(*), the output contains AUDIT(*)

Event code qualifier descriptions

2. When the SETROPTS command is issued with a keyword that lists more than ten classes, the output lists the first ten classes and displays the remaining number as an ellipsis. For example, if you issue the command SETROPTS CLASSACT(*class1 class2 class3 class4 class5 class6 class7 class8 class9 class10 class11 class12*), the output appears as CLASSACT(*class1 class2 class3 class4 class5 class6 class7 class8 class9 class10 ...*(00002)).
3. When the RVARV command is issued, the DATASET keyword lists the names of as many RACF databases as can fit in the 1024 character output. The remainder are shown as an ellipsis (...*(nnnnn)*).
4. When the RVARV command is issued with the NOCLASSACT(*) keyword or with more than ten classes specified, the output lists the first ten classes. The remaining classes are shown as an ellipsis.

Event 26(1A): APPCLU

This event is logged by RACROUTE REQUEST=AUDIT,EVENT='APPCLU'. This event applies to establishing a session between two logical units (referred to as the local LU and the partner LU) in accordance with the System Network Architecture (SNA). VTAM® and CICS call RACF for security information stored in general resource profiles in the APPCLU class.

Each profile contains an 8-byte session key that is used in verification; the two LUs must have corresponding profiles with identical keys so that the handshaking of encrypted data is successful.

The explanations of the event code qualifiers for Event 26 are:

- 0(0) **PARTNER VERIFICATION WAS SUCCESSFUL** The handshaking was successful. The LUs established a connection.
- 1(1) **SESSION ESTABLISHED WITHOUT VERIFICATION** No handshaking was done, but the LUs were still allowed to establish a connection, with the knowledge that the partners were not verified.
- 2(2) **LOCAL LU KEY WILL EXPIRE IN 5 DAYS OR LESS** The handshaking was successful; this qualifier was set to tell users when the local LU's session key would expire.
- 3(3) **PARTNER LU ACCESS HAS BEEN REVOKED** Too many unsuccessful attempts were made at matching the session key.
- 4(4) **PARTNER LU KEY DOES NOT MATCH THIS LU KEY** An attempt was made to establish a session, but the session keys did not match. For example, the two sets of identical data encrypted with the two keys did not match.
- 5(5) **SESSION TERMINATED FOR SECURITY REASONS** One or both of the APPCLU profiles involved have the keyword LOCK specified in their session information, preventing any connections from being made. This keyword enables the security administrator to temporarily prevent specific connections without deleting any profiles.
- 6(6) **REQUIRED SESSION KEY NOT DEFINED** The local LU had VERIFY=REQUIRED coded on its APPL statement, indicating that session level verification must be used on all sessions with the LU. One of the following occurred:
 - The local LU is the primary LU and no password was defined in RACF for the LU pair.

- The partner LU is the primary LU, but the bind it sent to the local LU did not contain random data (which would indicate that the partner is using session level verification also).
- 7(7) POSSIBLE SECURITY ATTACK BY PARTNER LU** The local LU sent out a random number to another LU as part of the handshaking process of establishing a session. That same number then came in from a third LU for the local LU to encrypt. It is a coincidence that the same number is chosen; the number is 64 bits of random data.
- It may be that an unauthorized user is attempting to steal the encrypted response.
- 8(8) SESSION KEY NOT DEFINED FOR PARTNER LU** The local LU had VERIFY=OPTIONAL coded on its APPL statement. There was a password defined in the local LU's RACF profile for the LU-LU pair, indicating that session level verification should be used on all sessions between the two LUs. However, the partner LU tried to start a session without using session level verification.
- 9(9) SESSION KEY NOT DEFINED FOR THIS LU** The local LU had VERIFY=OPTIONAL coded on its APPL statement. No password was defined in the local LU's RACF profile for the LU-LU pair, indicating that session level verification may not be used to establish sessions with this LU. However, the partner LU tried to establish a session using session level verification.
- 10(A) SNA SECURITY-RELATED PROTOCOL ERROR** The LU trying to establish a connection is not responding correctly according to the handshaking protocol.
- 11(B) PROFILE CHANGE DURING VERIFICATION** The handshaking was attempted, but it is evident that one of the LU's profiles (specifically the session key) changed in the middle of the handshaking, making its success impossible.
- 12(C) EXPIRED SESSION KEY** The session key in one or both of the APPCLU profiles has expired.

Event 27(1B): GENERAL AUDITING

This event is logged by RACROUTE REQUEST=AUDIT,EVENT='GENERAL'. RACF does not make any authority checks for this event.

The explanations of the event code qualifiers for Event 27 are:

0 - 99 GENERAL AUDIT RECORD WRITTEN

Qualifiers 0 to 99 can be used for Event 27. These qualifiers are installation defined.

Event 28(1C)–58(3A): z/OS UNIX EVENT TYPES

Events 28 through 58 apply to z/OS UNIX. The following qualifier codes are used for each event:

28(1C) DIRECTORY SEARCH

- 0(0)** Access allowed
- 1(1)** Not authorized to search directory
- 2(2)** Security label failure

Event code qualifier descriptions

29(1D) CHECK ACCESS TO DIRECTORY

- 0(0) Access allowed
- 1(1) Caller does not have requested access authority
- 2(2) Security label failure

30(1E) CHECK ACCESS TO FILE

- 0(0) Access allowed
- 1(1) Caller does not have requested access authority
- 2(2) Security label failure

31(1F) CHAUDIT

- 0(0) File's audit options changed
- 1(1) Caller does not have authority to change user audit options of specified file
- 2(2) Caller does not have authority to change auditor audit options
- 3(3) Security label failure

32(20) CHDIR

- 0(0) Current working directory changed
- * Failures logged as directory search event types

33(21) CHMOD

- 0(0) File's mode changed
- 1(1) Caller does not have authority to change mode of specified file
- 2(2) Security label failure

34(22) CHOWN

- 0(0) File's owner or group owner changed
- 1(1) Caller does not have authority to change owner or group owner of specified file
- 2(2) Security label failure

35(23) CLEAR SETID BITS FOR FILE

- 0(0) S_ISUID, S_ISGID, and S_ISVTX bits changed to zero (write)
No failure cases

36(24) EXEC WITH SETUID/SETGID

- 0(0) Successful change of UIDs and GIDs
No failure cases

37(25) GETPSENT

- 0(0) Access allowed
- 1(1) Not authorized to access specified process

38(26) INITIALIZE z/OS UNIX PROCESS (DUB)

- 0(0) z/OS UNIX process successfully initiated

Event code qualifier descriptions

- 1(1) User not defined as a z/OS UNIX user (no user profile or no OMVS segment)
- 2(2) User incompletely defined as a z/OS UNIX user (no UID in user profile)
- 3(3) User's current group has no GID
- 39(27) z/OS UNIX PROCESS COMPLETION (UNDUB)**
 - 0(0) Process completed
 - No failure cases
- 40(28) KILL**
 - 0(0) Access allowed
 - 1(1) Not authorized to access specified process
 - 2(2) Security label failure
- 41(29) LINK**
 - 0(0) New link created
 - * Failures logged as directory search or check access event types
- 42(2A) MKDIR**
 - 0(0) Directory successfully created
 - * Failures logged as directory search or check access event types
- 43(2B) MKNOD**
 - 0(0) Successful creation of a node
 - * Failures logged as directory search or check access event types
- 44(2C) MOUNT FILE SYSTEM**
 - 0(0) Successful mount
 - * Failures logged as ck_priv event type
- 45(2D) OPEN (NEW FILE)**
 - 0(0) File successfully created
 - * Failures logged as directory search or check access event types
- 46(2E) PTRACE**
 - 0(0) Access allowed
 - 1(1) Not authorized to access specified process
 - 2(2) Security label failure
- 47(2F) RENAME**
 - 0(0) Rename successful
 - * Failures logged as directory search or check access event types
- 48(30) RMDIR**
 - 0(0) Successful rmdir
 - * Failures logged as directory search or check access event types
- 49(31) SETEGID**

Event code qualifier descriptions

- 0(0) Successful change of effective GID
- 1(1) Not authorized to setegid
- 50(32) SETEUID**
 - 0(0) Successful change of effective UID
 - 1(1) Not authorized to seteuid
- 51(33) SETGID**
 - 0(0) Successful change of GIDs
 - 1(1) Not authorized to setgid
- 52(34) SETUID**
 - 0(0) Successful change of UIDs
 - 1(1) Not authorized to setuid
- 53(35) SYMLINK**
 - 0(0) Successful symlink
 - * Failures logged as directory search or check access event types
- 54(36) UNLINK**
 - 0(0) Successful unlink
 - * Failures logged as directory search or check access event types
- 55(37) UNMOUNT FILE SYSTEM**
 - 0(0) Successful unmount
 - * Failures logged as ck_priv event type
- 56(38) CHECK FILE OWNER**
 - 0(0) User is the owner
 - 1(1) User is not the owner
 - 2(2) Security label failure
- 57(39) CK_PRIV**
 - 0(0) User is authorized
 - 1(1) User not authorized to use requested function
- 58(3A) OPEN SLAVE TTY**
 - 0(0) Access allowed
 - 1(1) Not authorized to access specified process

Event 59(3B): RACLINK EVENT TYPES

The explanations of the event code qualifiers for Event 59 are:

- 0(0) No violation detected
- 1(1) Insufficient authority
- 2(2) Keyword violation detected
- 3(3) Association already defined
- 4(4) Association already approved

- 5(5) Association does not match
- 6(6) Association does not exist
- 7(7) Invalid password or revoked user ID

Event 60(3C)–62(3E): z/OS UNIX XPG4 EVENT TYPES

60(3C) CHECK IPC ACCESS

- 0(0) Access allowed
- 1(1) Caller does not have requested access authority
- 2(2) Security label failure

61(3D) MAKE ISP

- 0(0) Successful creation of ISP
- 1(1) Security label failure

62(3E) R_IPC CONTROL

- 0(0) Access allowed
- 1(1) Caller does not have requested access authority
- 2(2) Security label failure

Event 63(3F): z/OS UNIX SETGROUPS EVENT TYPE

- 0(0) Successful
- 1(1) Not authorized

Event 64(40): X/OPEN SINGLE UNIX SPECIFICATION EVENT TYPES

64(40) CHECK OWNER TWO FILES

- 0(0) User is the owner
- 1(1) User is not the owner
- 2(2) Security label failure

Event 65(41): z/OS UNIX PASSING OF ACCESS RIGHTS EVENT TYPES

65(41) R_AUDIT

- 0(0) Successful r_audit
- No failure cases

Event 66(42)–67(43): CERTIFICATE EVENT TYPES

66(42) RACDCERT

- 0(0) No violation detected
- 1(1) Insufficient authority

67(43) initACEE

- 0(0) Successful certificate registration

Event code qualifier descriptions

- 1(1) Successful certificate deregistration
- 2(2) Insufficient authority to register a certificate
- 3(3) Insufficient authority to deregister a certificate
- 4(4) No user ID found for certificate
- 5(5) Certificate is not trusted
- 6(6) Successful CERTAUTH certificate registration
- 7(7) Insufficient authority to register the CERTAUTH certificate
- 8(8) Client security label not equivalent to server's
- 9(9) Invalid use of reserved user ID
- 10(A) No RACF userID found for distributed identity

Event 68(44): GRANT OF INITIAL KERBEROS TICKET

68(44) Kerberos

- 0(0) Success
- 1(1) Failure

Event 69(45): R_PKIServ GENCERT

69(45) RPKIGENC

- 0(0) Successful GENCERT request
- 1(1) Insufficient authority for GENCERT
- 2(2) Successful REQCERT request
- 3(3) Insufficient authority for REQCERT
- 4(4) Successful GENRENEW request
- 5(5) Insufficient authority for GENRENEW
- 6(6) Successful REQRENEW request
- 7(7) Insufficient authority for REQRENEW
- 8(8) Successful PREREGISTER request
- 9(9) Insufficient authority for PREREGISTER

Event 70(46): R_PKIServ EXPORT

70(46) RPKIEXPT

- 0(0) Successful certificate EXPORT request
- 1(1) Unsuccessful certificate EXPORT request due to insufficient authority
- 2(2) Incorrect pass phrase specified for EXPORT

Event 71(47): POLICY DIRECTOR ACCESS CONTROL DECISION

71(47) PDACCESS

This event is reserved for use by Policy Director Authorization Services.

- 0(0) Authorized
- 1(1) Not authorized but permitted because of warning mode
- 2(2) Not authorized due to insufficient traverse authority but permitted because of warning mode
- 3(3) Not authorized due to time-of-day check but permitted because of warning mode
- 4(4) Not authorized
- 5(5) Not authorized due to insufficient traverse authority
- 6(6) Not authorized due to time-of-day check

Event 72(48): R_PKIServ QUERY

72(48) RPKIREAD

- 0(0) Successful admin QUERY or DETAILS request
- 1(1) Insufficient authority for admin QUERY or DETAILS
- 2(2) Successful VERIFY request
- 3(3) Insufficient authority for VERIFY
- 4(4) Incorrect VERIFY certificate, no record found for this certificate

Event 73(49): R_PKIServ UPDATEREQ

73(49) RPKIUPDR

- 0(0) Successful admin UPDATEREQ request
- 1(1) Insufficient authority for admin UPDATEREQ

Event 74(4A): R_PKIServ UPDATECERT

74(4A) RPKIUPDC

- 0(0) Successful admin UPDATECERT request
- 1(1) Insufficient authority for admin UPDATECERT
- 2(2) Successful REVOKE request
- 3(3) Insufficient authority for REVOKE

Event 75(4B): CHANGE FILE ACL

75(4B) SETFACL

- 0(0) ACL entry added, changed, or deleted
- 1(1) Caller does not have authority to change ACL of specified file
- 2(2) Security label failure

Event 76(4C): REMOVE FILE ACL

76(4C) DELFACL

- 0(0) Entire ACL deleted
- 1(1) Caller does not have authority to remove ACL of specified file

Event code qualifier descriptions

2(2) Security label failure

Event 77(4D): SET FILE SECURITY LABEL

77(4D) SETFSECL

0(0) Security label change

1(1) Not authorized to change security label

Event 78(4E): SET WRITE-DOWN PRIVILEGE

78(4E) WRITEDWN

0(0) Requested function successful

1(1) Not authorized to IRR.WRITEDOWN.BYUSER

Event 79(4F): CRL PUBLICATION

79(4F) PKIDPUBR

0(0) Successful publication of revocation information

Event 80(50): R_PKIServ RESPOND

80(50) RPKIRESP

0 Successful RESPOND request

1 Insufficient authority for RESPOND

Event 81(51): PassTicket Evaluation

81

0 Successful request

1 Request failed

Event 82(52): PassTicket Generation

82

0 Successful generation

1 Generation request failed

Event 83(53): R_PKIServ SCEPREQ

83(53) RPKISCEP

0 Successful AutoApprove PKCSReq request

1 Successful AdminApprove PKCSReq request

2 Successful GetCertInitial request

3 Rejected PKCSReq or GetCertInitial request

4 Incorrect SCEP transaction ID specified for GetCertInitial

5 Insufficient authority for SCEPREQ

Event 84(54): R_Datalib RDATAUPD

84(54) RDATAUPD

- 0 Successful NewRing
- 1 Not authorized to call NewRing
- 2 Successful DataPut
- 3 Not authorized to call DataPut
- 4 Successful DataRemove
- 5 Not authorized to call DataRemove
- 6 Successful DelRing
- 7 Not authorized to call DelRing

Event 85(55): PKIAURNW

85(55) PKIAURNW

- 0 Successful autoRenew

Event 86(56): R_PgmSignVer

86(56) R_PgmSignVer

- 0 Successful signature verification
- 1 Signature appears valid but root CA certificate not trusted
- 2 Module signature failed verification
- 3 Module certificate chain incorrect
- 4 Signature required but module not signed
- 5 Signature required but signature has been removed
- 6 Program verification module not loaded. Program verification was not available when attempt was made to load this program.
- 7 The Algorithmic self test failed while verifying the program verification module.

Event 87(57): RACMAP

87(57) RACMAP

- 0(0) No violation detected
- 1(1) Insufficient authority (no update to RACF database)

Event 88(58): AUTOPROF

88(58) AUTOPROF

- 0 Successful profile modification

Event 89(59): RPKIQREC

89(59) RPKIQREC

- 0 Successful user QRECOVER request

Event code qualifier descriptions

- 1 Insufficient authority for user QRECOVER

Appendix F. Accessibility

Accessible publications for this product are offered through IBM Knowledge Center (<http://www.ibm.com/support/knowledgecenter/SSLTBW/welcome>).

If you experience difficulty with the accessibility of any z/OS information, send a detailed message to the "Contact us" web page for z/OS (<http://www.ibm.com/systems/z/os/zos/webqs.html>) or use the following mailing address.

IBM Corporation
Attention: MHVRCFS Reader Comments
Department H6MA, Building 707
2455 South Road
Poughkeepsie, NY 12601-5400
United States

Accessibility features

Accessibility features help users who have physical disabilities such as restricted mobility or limited vision use software products successfully. The accessibility features in z/OS can help users do the following tasks:

- Run assistive technology such as screen readers and screen magnifier software.
- Operate specific or equivalent features by using the keyboard.
- Customize display attributes such as color, contrast, and font size.

Consult assistive technologies

Assistive technology products such as screen readers function with the user interfaces found in z/OS. Consult the product information for the specific assistive technology product that is used to access z/OS interfaces.

Keyboard navigation of the user interface

You can access z/OS user interfaces with TSO/E or ISPF. The following information describes how to use TSO/E and ISPF, including the use of keyboard shortcuts and function keys (PF keys). Each guide includes the default settings for the PF keys.

- *z/OS TSO/E Primer*
- *z/OS TSO/E User's Guide*
- *z/OS V2R2 ISPF User's Guide Vol I*

Dotted decimal syntax diagrams

Syntax diagrams are provided in dotted decimal format for users who access IBM Knowledge Center with a screen reader. In dotted decimal format, each syntax element is written on a separate line. If two or more syntax elements are always present together (or always absent together), they can appear on the same line because they are considered a single compound syntax element.

Each line starts with a dotted decimal number; for example, 3 or 3.1 or 3.1.1. To hear these numbers correctly, make sure that the screen reader is set to read out

punctuation. All the syntax elements that have the same dotted decimal number (for example, all the syntax elements that have the number 3.1) are mutually exclusive alternatives. If you hear the lines 3.1 USERID and 3.1 SYSTEMID, your syntax can include either USERID or SYSTEMID, but not both.

The dotted decimal numbering level denotes the level of nesting. For example, if a syntax element with dotted decimal number 3 is followed by a series of syntax elements with dotted decimal number 3.1, all the syntax elements numbered 3.1 are subordinate to the syntax element numbered 3.

Certain words and symbols are used next to the dotted decimal numbers to add information about the syntax elements. Occasionally, these words and symbols might occur at the beginning of the element itself. For ease of identification, if the word or symbol is a part of the syntax element, it is preceded by the backslash (\) character. The * symbol is placed next to a dotted decimal number to indicate that the syntax element repeats. For example, syntax element *FILE with dotted decimal number 3 is given the format 3 * FILE. Format 3* FILE indicates that syntax element FILE repeats. Format 3* * FILE indicates that syntax element * FILE repeats.

Characters such as commas, which are used to separate a string of syntax elements, are shown in the syntax just before the items they separate. These characters can appear on the same line as each item, or on a separate line with the same dotted decimal number as the relevant items. The line can also show another symbol to provide information about the syntax elements. For example, the lines 5.1*, 5.1 LASTRUN, and 5.1 DELETE mean that if you use more than one of the LASTRUN and DELETE syntax elements, the elements must be separated by a comma. If no separator is given, assume that you use a blank to separate each syntax element.

If a syntax element is preceded by the % symbol, it indicates a reference that is defined elsewhere. The string that follows the % symbol is the name of a syntax fragment rather than a literal. For example, the line 2.1 %OP1 means that you must refer to separate syntax fragment OP1.

The following symbols are used next to the dotted decimal numbers.

? indicates an optional syntax element

The question mark (?) symbol indicates an optional syntax element. A dotted decimal number followed by the question mark symbol (?) indicates that all the syntax elements with a corresponding dotted decimal number, and any subordinate syntax elements, are optional. If there is only one syntax element with a dotted decimal number, the ? symbol is displayed on the same line as the syntax element, (for example 5? NOTIFY). If there is more than one syntax element with a dotted decimal number, the ? symbol is displayed on a line by itself, followed by the syntax elements that are optional. For example, if you hear the lines 5 ?, 5 NOTIFY, and 5 UPDATE, you know that the syntax elements NOTIFY and UPDATE are optional. That is, you can choose one or none of them. The ? symbol is equivalent to a bypass line in a railroad diagram.

! indicates a default syntax element

The exclamation mark (!) symbol indicates a default syntax element. A dotted decimal number followed by the ! symbol and a syntax element indicate that the syntax element is the default option for all syntax elements that share the same dotted decimal number. Only one of the syntax elements that share the dotted decimal number can specify the ! symbol. For example, if you hear the lines 2? FILE, 2.1! (KEEP), and 2.1 (DELETE), you know that (KEEP) is the

default option for the FILE keyword. In the example, if you include the FILE keyword, but do not specify an option, the default option KEEP is applied. A default option also applies to the next higher dotted decimal number. In this example, if the FILE keyword is omitted, the default FILE(KEEP) is used. However, if you hear the lines 2? FILE, 2.1, 2.1.1! (KEEP), and 2.1.1 (DELETE), the default option KEEP applies only to the next higher dotted decimal number, 2.1 (which does not have an associated keyword), and does not apply to 2? FILE. Nothing is used if the keyword FILE is omitted.

*** indicates an optional syntax element that is repeatable**

The asterisk or glyph (*) symbol indicates a syntax element that can be repeated zero or more times. A dotted decimal number followed by the * symbol indicates that this syntax element can be used zero or more times; that is, it is optional and can be repeated. For example, if you hear the line 5.1* data area, you know that you can include one data area, more than one data area, or no data area. If you hear the lines 3* , 3 HOST, 3 STATE, you know that you can include HOST, STATE, both together, or nothing.

Notes:

1. If a dotted decimal number has an asterisk (*) next to it and there is only one item with that dotted decimal number, you can repeat that same item more than once.
2. If a dotted decimal number has an asterisk next to it and several items have that dotted decimal number, you can use more than one item from the list, but you cannot use the items more than once each. In the previous example, you can write HOST STATE, but you cannot write HOST HOST.
3. The * symbol is equivalent to a loopback line in a railroad syntax diagram.

+ indicates a syntax element that must be included

The plus (+) symbol indicates a syntax element that must be included at least once. A dotted decimal number followed by the + symbol indicates that the syntax element must be included one or more times. That is, it must be included at least once and can be repeated. For example, if you hear the line 6.1+ data area, you must include at least one data area. If you hear the lines 2+, 2 HOST, and 2 STATE, you know that you must include HOST, STATE, or both. Similar to the * symbol, the + symbol can repeat a particular item if it is the only item with that dotted decimal number. The + symbol, like the * symbol, is equivalent to a loopback line in a railroad syntax diagram.

Notices

This information was developed for products and services offered in the U.S.A. or elsewhere.

IBM may not offer the products, services, or features discussed in this document in other countries. Consult your local IBM representative for information on the products and services currently available in your area. Any reference to an IBM product, program, or service is not intended to state or imply that only that IBM product, program, or service may be used. Any functionally equivalent product, program, or service that does not infringe any IBM intellectual property right may be used instead. However, it is the user's responsibility to evaluate and verify the operation of any non-IBM product, program, or service.

IBM may have patents or pending patent applications covering subject matter described in this document. The furnishing of this document does not give you any license to these patents. You can send license inquiries, in writing, to:

IBM Director of Licensing
IBM Corporation
North Castle Drive
Armonk, NY 10504-1785
U.S.A

For license inquiries regarding double-byte character set (DBCS) information, contact the IBM Intellectual Property Department in your country or send inquiries, in writing, to:

Intellectual Property Licensing
Legal and Intellectual Property Law
IBM Japan, Ltd.
19-21, Nihonbashi-Hakozakicho, Chuo-ku
Tokyo 103-8510, Japan

The following paragraph does not apply to the United Kingdom or any other country where such provisions are inconsistent with local law: INTERNATIONAL BUSINESS MACHINES CORPORATION PROVIDES THIS PUBLICATION "AS IS" WITHOUT WARRANTY OF ANY KIND, EITHER EXPRESS OR IMPLIED, INCLUDING, BUT NOT LIMITED TO, THE IMPLIED WARRANTIES OF NON-INFRINGEMENT, MERCHANTABILITY OR FITNESS FOR A PARTICULAR PURPOSE. Some states do not allow disclaimer of express or implied warranties in certain transactions, therefore, this statement may not apply to you.

This information could include technical inaccuracies or typographical errors. Changes are periodically made to the information herein; these changes will be incorporated in new editions of the publication. IBM may make improvements and/or changes in the product(s) and/or the program(s) described in this publication at any time without notice.

Any references in this information to non-IBM Web sites are provided for convenience only and do not in any manner serve as an endorsement of those Web sites. The materials at those Web sites are not part of the materials for this IBM product and use of those Web sites is at your own risk.

Notices

IBM may use or distribute any of the information you supply in any way it believes appropriate without incurring any obligation to you.

Licenses of this program who wish to have information about it for the purpose of enabling: (i) the exchange of information between independently created programs and other programs (including this one) and (ii) the mutual use of the information which has been exchanged, should contact:

Site Counsel
IBM Corporation
2455 South Road
Poughkeepsie, NY 12601-5400
USA

Such information may be available, subject to appropriate terms and conditions, including in some cases, payment of a fee.

The licensed program described in this information and all licensed material available for it are provided by IBM under terms of the IBM Customer Agreement, IBM International Program License Agreement, or any equivalent agreement between us.

Information concerning non-IBM products was obtained from the suppliers of those products, their published announcements or other publicly available sources. IBM has not tested those products and cannot confirm the accuracy of performance, compatibility or any other claims related to non-IBM products. Questions on the capabilities of non-IBM products should be addressed to the suppliers of those products.

All statements regarding IBM's future direction or intent are subject to change or withdrawal without notice, and represent goals and objectives only.

If you are viewing this information softcopy, the photographs and color illustrations may not appear.

COPYRIGHT LICENSE:

This information might contain sample application programs in source language, which illustrate programming techniques on various operating platforms. You may copy, modify, and distribute these sample programs in any form without payment to IBM, for the purposes of developing, using, marketing or distributing application programs conforming to the application programming interface for the operating platform for which the sample programs are written. These examples have not been thoroughly tested under all conditions. IBM, therefore, cannot guarantee or imply reliability, serviceability, or function of these programs. The sample programs are provided "AS IS", without warranty of any kind. IBM shall not be liable for any damages arising out of your use of the sample programs.

Policy for unsupported hardware

Various z/OS elements, such as DFSMS, HCD, JES2, JES3, and MVS, contain code that supports specific hardware servers or devices. In some cases, this device-related element support remains in the product even after the hardware devices pass their announced End of Service date. z/OS may continue to service element code; however, it will not provide service related to unsupported hardware devices. Software problems related to these devices will not be accepted

for service, and current service activity will cease if a problem is determined to be associated with out-of-support devices. In such cases, fixes will not be issued.

Minimum supported hardware

The minimum supported hardware for z/OS releases identified in z/OS announcements can subsequently change when service for particular servers or devices is withdrawn. Likewise, the levels of other software products supported on a particular release of z/OS are subject to the service support lifecycle of those products. Therefore, z/OS and its product publications (for example, panels, samples, messages, and product documentation) can include references to hardware and software that is no longer supported.

- For information about software support lifecycle, see: IBM Lifecycle Support for z/OS (<http://www.ibm.com/software/support/systemsz/lifecycle/>)
- For information about currently-supported IBM hardware, contact your IBM representative.

Programming interface information

This book is intended to help you with the following tasks:

- Install, maintain, or modify RACF using the macros provided by RACF.
- Code the interfaces used to invoke RACF using the RACF ISPF panels.

This publication primarily documents intended programming interfaces that allow you to write programs to obtain the services of RACF.

This publication also documents information that is NOT intended to be used as programming interfaces of RACF. This information is identified where it occurs, either by an introductory statement to a topic or by the following marking:

NOT Programming Interface Information

End NOT Programming Interface Information

Trademarks

IBM, the IBM logo, and [ibm.com](http://www.ibm.com) are trademarks or registered trademarks of International Business Machines Corp., registered in many jurisdictions worldwide. Other product and service names might be trademarks of IBM or other companies. A current list of IBM trademarks is available at Copyright and Trademark information (<http://www.ibm.com/legal/copytrade.shtml>).

Java and all Java-based trademarks and logos are trademarks or registered trademarks of Oracle, its affiliates, or both.

UNIX is a registered trademark of The Open Group in the United States and other countries.

Index

A

ACCESS
 event qualifiers 147
 record extension 147
access control list
 event qualifiers 276, 278
 record extension format 276, 278
access rights
 event qualifiers 261
 record extension 261
accessibility 587
 contact IBM 587
 features 587
ACEE keyword
 on ICHEINTY macro 435
ACTION keyword
 on ICHNCONV macro 20
 on ICHRFRTB macro 23
ACTIONS keyword
 on ICHEINTY macro 438
ADDGROUP
 event qualifiers 160
 record extension 160
ADDSD
 event qualifiers 158
 record extension 158
ADDUSER
 event qualifiers 161
 record extension 161
ADDDVOL
 event qualifiers 150
 record extension 150
administration, RACF
 classroom courses xiv
algorithm
 input data 369
 PassTicket generator 367
 secured signon session key
 generator 376
ALTDSD
 event qualifiers 162
 record extension 162
ALTGROUP
 event qualifiers 164
 record extension 164
ALTUSER
 event qualifiers 165
 record extension 165
APPC session establishment records 184
APPCLU
 event qualifiers 184
 record extension 184
application key
 description 370
assistive technologies 587
AUTOPROF
 event qualifiers 294
 record extension format 294

C

CASE keyword
 on ICHERCDE macro 3
CDT (class descriptor table)
 classes supplied by IBM 467
 syntax of the ICHERCDE macro 1
 sysplex communication 2
 when the RACF database is shared 2
CHAIN keyword
 on ICHEINTY macro 436
change audit
 event qualifiers 193
 record extension 193
change directory
 event qualifiers 196
 record extension 196
change file mode
 event qualifiers 198
 record extension 198
change file ownership
 event qualifiers 201
 record extension 201
check directory access
 event qualifiers 189
 record extension 189
check file access
 event qualifiers 191
 record extension format 191
check file owner
 event qualifiers 243
 record extension 243
check privilege
 event qualifiers 245
 record extension 245
CKOWN2
 event qualifiers 259
 record extension 259
class descriptor table (CDT) 1
 dynamic 1
 static 1
 sysplex communication 2
 when the RACF database is shared 2
CLASS keyword
 on ICHEINTY macro 433, 434
 on ICHERCDE macro 3
 on ICHRFRTB macro 23
classroom courses, RACF xiv
clear SETID bits
 event qualifiers 203
 record extension 203
combination field definitions
 definition 529
 format 529
COND keyword
 on ICHEINTY macro 446
 on ICHNCONV SELECT macro 13
CONNECT
 event qualifiers 167
 record extension 167
connect template
 contents 546

contact
 z/OS 587
conversion rules for database
 unload 317
converting R_admin extract requests,
 IRRUTIL 409
courses about RACF xiv
CRL publication
 event qualifiers 283
 record extension format 283

D

data set
 record formats 341
data set template
 contents 548
data unload utility 135
database
 locating or updating a profile with
 ICHEINTY 428
 using macros to update the
 profiles 427
database profile
 storage requirements 529, 531
database unload utility (IRRDBU00) 307
 conversion rules 317
 record formats produced 318
DATAMAP keyword
 on ICHEINTY macro 437
date conversion routine 33
DATEFMT keyword
 on ICHEINTY macro 441
DEFINE
 event qualifiers 156
 record extension 156
DEFINE keyword
 on ICHNCONV macro 13
DELDSD
 event qualifiers 168
 record extension 168
DELFACL
 event qualifiers 278
 record extension format 278
DELGROUP
 event qualifiers 170
 record extension 170
DELRES
 event qualifiers 153
 record extension 153
DELUSER
 event qualifiers 171
 record extension 171
DELVOL
 event qualifiers 155
 record extension 155
DFTRETC keyword
 on ICHERCDE macro 3
DFTUACC keyword
 on ICHERCDE macro 3

directory search
 event qualifiers 187
 record extension 187
dynamic class descriptor table 1

E

ENCRYPT keyword
 on ICHEACTN macro 450
 on ICHECTEST macro 446
END keyword
 on ICHNCONV macro 20
ENTRY keyword
 on ICHEINTY macro 433
environment service, IRRENS00 379
EQUALMAC keyword
 on ICHERCDE macro 3
event codes
 for SMF data unload utility 139
 for type 80 SMF records 42
 qualifier descriptions 565
 qualifiers
 for type 80 SMF records 42
event qualifiers
 ACCESS 147
 access control list 276, 278
 access rights 261
 ADDGROUP 160
 ADDDSD 158
 ADDUSER 161
 ADDVOL 150
 ALTDSD 162
 ALTGROUP 164
 ALTUSER 165
 APPCLU 184
 AUTOPROF 294
 change audit 193
 change directory 196
 change file mode 198
 change file ownership 201
 check directory access 189
 check file access 191
 check file owner 243
 check privilege 245
 CKOWN2 259
 clear SETID bits 203
 CONNECT 167
 CRL publication 283
 DEFINE 156
 DELDSD 168
 DELFACL 278
 DELGROUP 170
 DELRES 153
 DELUSER 171
 DELVOL 155
 directory search 187
 EXEC SETGID 205
 EXEC SETUID 205
 GETPSENT 206
 initACEE 264
 IPCCHK 251
 IPCCTL 255
 IPCGET 253
 JOBINIT 144
 KILL 211
 LINK 213
 MKDIR 215

event qualifiers (*continued*)
 MKNOD 217
 mount file system 220
 Network Authentication Service 266
 open slave TTY 246
 OPENFILE 222
 PassTicket evaluation 285
 PassTicket generation 286
 PASSWORD 173
 PERMIT 174
 PGMVERIFY 291
 PKIAURNW 291
 PKIDPUBR 283
 Policy Director 270
 PTCREATE 286
 PTEVAL 285
 PTRACE 225
 RACDCERT 263
 RACLINK command 248
 RACMAP 293
 RALTER 176
 RDATAUPD 289
 RDEFINE 177
 RDELETE 178
 REMOVE 180
 rename file 227
 RENAMEDS 152
 RMDIR 229
 RPKIEXPT 268
 RPKIGENC 266
 RPKIREAD 271
 RPKIRESP 283
 RPKISCEP 287
 RPKIUPDC 274
 RPKIUPDR 273
 RVARY 183
 set file security label 280
 set write-down privilege 282
 SETEGID 231
 SETEUID 233
 SETFACL 276
 SETFSECL 280
 SETGID 234
 SETGROUP 258
 SETROPTS 181
 SETUID 236
 SYMLINK 238
 UNLINK 239
 unmount file system 241
 WRITEDWN 282
 z/OS UNIX process completion 210
 z/OS UNIX process initialization 208
event qualifiers for general events 186
EVENT variable
 on ICHNCONV SELECT macro 17
EXEC SETGID
 event qualifiers 205
 record extension 205
EXEC SETUID
 event qualifiers 205
 record extension 205
extended-length relocate section
 variable data for type 80 SMF
 records 65

F

FIELD keyword
 on ICHEACTN macro 448
 on ICHECTEST macro 446
fields
 character 529
 date 528
 integer 529
 time 529
FINAL keyword
 on ICHNCONV macro 21
FIRST keyword
 on ICHERCDE macro 4
FLDATA keyword
 on ICHEACTN macro 449
 on ICHECTEST macro 446
FLDEF keyword
 on ICHEINTY macro 439

G

G variable
 on ICHNCONV SELECT macro 15
general event
 record extension 186
general resource
 fields in the profile 552
 record formats 345
general template
 contents 552
generator algorithm for PassTicket 367
generator algorithm for secured signon
 session key 376
GENERIC keyword
 on ICHEINTY macro 440
 on ICHERCDE macro 4
GENLIST keyword
 on ICHERCDE macro 5
GETPSENT
 event qualifiers 206
 record extension 206
GQ variable
 on ICHNCONV SELECT macro 15
group
 maximum number of users in 531
 record formats 318
 template for database 531
GROUP keyword
 on ICHERCDE macro 5
group profile
 description of the fields 532
group template
 contents 532

H

header
 for SMF records 35

I

ICH408I message 36
ICHEACTN macro
 description 448
 examples of 459

ICHEACTN macro (*continued*)
 format of the user work area
 DATAMAP=NEW 452
 format of the user work area
 DATAMAP=OLD 456
 syntax 448
 using it to retrieve data with
 DATAMAP=NEW 452
 using to alter data 455, 458
 using to retrieve data when
 DATAMAP=OLD 456

ICHEINTY macro 428
 examples of 459
 format of the user work area when
 INDEX=MULTIPLE is not
 specified 438
 format of the user work area when
 INDEX=MULTIPLE is specified 438
 return codes 442
 syntax 428

ICHERCDE macro
 class descriptor table supplied by
 IBM 467
 description 1
 syntax 2

ICHETEST macro
 considerations when using 447
 description 445
 examples of 459
 syntax 445

ICHNCONV ACTION macro
 description 19
 syntax 19

ICHNCONV DEFINE macro
 description 13
 syntax 13

ICHNCONV END macro
 description 20
 syntax 20

ICHNCONV FINAL macro
 description 21
 syntax 21

ICHNCONV macro
 description 12
 example of coding 21

ICHNCONV SELECT macro
 description 13
 syntax 13

ICHRFR01 module
 syntax of the ICHRFRTB macro 22

ICHRFRTB macro
 description 22
 syntax 23

ICHRRCDE module
 generating entries 1

ICHRRCDX table 467

ID keyword
 on ICHERCDE macro 5

INDEX keyword
 on ICHEINTY macro 441

initACEE
 event qualifiers 264
 record extension 264

initialization record (type 81) 111

initialize z/OS UNIX process
 event qualifiers 208
 record extension 208

IPCCHK
 event qualifiers 251
 record extension 251

IPCCTL
 event qualifiers 255
 record extension 255

IPCGET
 event qualifiers 253
 record extension 253

IRRADU00
 record format 135

IRRDBU00 utility
 record types 307

IRRDRC00 module 33

IRRENS00 environment service 379

IRRGNT00 translate service 405

IRRPNL00 module 29

IRRXUTIL 409

J

JOBINIT
 event qualifiers 144
 record extension 144

K

keyboard
 navigation 587
 PF keys 587
 shortcut keys 587

KEYQUAL keyword
 on ICHERCDE macro 6

KILL
 event qualifiers 211
 record extension 211

L

LINK
 event qualifiers 213
 record extension 213

M

macros
 customization 1
 ICHEACTN 448
 ICHEINTY 428
 ICHERCDE macro 1
 ICHETEST 445
 ICHNCONV 12
 ICHRFRTB macro 22
 that are part of RACF 1

maximum number of users in group 531

MAXLENX keyword
 on ICHERCDE macro 7

MAXLNTH keyword
 on ICHERCDE macro 7

MEMBER keyword
 on ICHERCDE macro 7

messages
 ICH408I 36

MF keyword
 on ICHEACTN macro 451

MF keyword (*continued*)
 on ICHEINTY macro 441
 on ICHETEST macro 447

MKDIR
 event qualifiers 215
 record extension 215

MKNOD
 event qualifiers 217
 record extension 217

mount file system
 event qualifiers 220
 record extension 220

N

NAME keyword
 on ICHNCONV DEFINE macro 13

NAMETYPE variable
 on ICHNCONV SELECT macro 16

naming convention 13
 naming convention table
 example of coding 21
 syntax of the ICHNCONV macro 12

navigation
 keyboard 587

Network Authentication Service
 event qualifiers 266
 record extension 266

NEWNAME keyword
 on ICHEINTY macro 439

NEWNAMX keyword
 on ICHEINTY macro 439

NEXT keyword
 on ICHNCONV END macro 20

Notices 591

O

OLDVOL variable
 on ICHNCONV SELECT macro 18

open slave TTY
 event qualifiers 246
 record extension 246

OPENFILE
 event qualifiers 222
 record extension 222

OPER keyword
 on ICHERCDE macro 7

operand on COND keyword
 on ICHNCONV SELECT macro 19

operation value
 on ICHEINTY macro 429

operator on COND keyword
 on ICHNCONV SELECT macro 19

OPTIONS keyword
 on ICHEINTY macro 440

OTHER keyword
 on ICHERCDE macro 7

P

panel driver interface 25

PassTicket 365
 definition 365
 generating a session key with 374

PassTicket (*continued*)
 generating and evaluating
 callable service interface 365
 incorporating PassTicket generator
 algorithm in a program 367
 Java interface 365
 secured signon interface 366
 generator algorithm
 description of 367
 secured signon session key generator
 algorithm
 description of 376
 PassTicket evaluation
 event qualifiers 285
 record extension format 285
 PassTicket generation
 event qualifiers 286
 record extension format 286
 password
 PassTicket as an alternative for 365
 PASSWORD
 event qualifiers 173
 record extension 173
 PERMIT
 event qualifiers 174
 record extension 174
 PGMVERIFY
 event qualifiers 291
 record extension format 291
 PKIAURNW
 event qualifiers 291
 record extension format 291
 PKIDPUBR
 event qualifiers 283
 record extension format 283
 Policy Director
 event qualifiers 270
 record extension 270
 POSIT keyword
 on ICHERCDE macro 8
 processing record 36
 processing record for auditing data
 sets 116
 PROFDEF keyword
 on ICHERCDE macro 11
 profile
 contents of a data set profile 548
 contents of a general resource
 profile 552
 contents of a group profile 532
 contents of a user profile 534
 in database 528
 locating or updating with
 ICHEINTY 428
 repeat groups 528
 retrieving and altering data with
 ICHEACTN 448
 testing for conditions with
 ICHETEST 445
 updating on the RACF database with
 macros 427
 profile name
 PTKTDATA class 370
 profile name list service routine 29
 PTCREATE
 event qualifiers 286
 record extension format 286

PTEVAL
 event qualifiers 285
 record extension format 285
 PTKTDATA
 class profile name 370
 PTRACE
 event qualifiers 225
 record extension 225

Q

QCT variable
 on ICHNCONV SELECT macro 16
 QUAL variable
 on ICHNCONV SELECT macro 16

R

RACDCERT
 event qualifiers 263
 record extension 263
 RACF
 panel driver interface 25
 SMF records 35
 RACF commands
 SMF command-related data 78
 RACF database
 connect template 546
 general template 552
 group template 532
 reserved template 562
 user template 534
 using macros to update the
 profiles 427
 RACF macros
 ICHNCONV
 FINAL 21
 ICHNCONV macro
 ACTION 19
 DEFINE 13
 END 20
 SELECT 13
 RACF profile name list service
 routine 29
 RACF report writer
 types of records it reformats 35
 RACF router table
 generating entries for 22
 RACF secured signon PassTicket 365
 RACGPID on COND keyword
 on ICHNCONV SELECT macro 18
 RACGPID3 on COND keyword
 on ICHNCONV SELECT macro 19
 RACLINK command
 event qualifiers 248
 record extension 248
 RACLIST keyword
 on ICHERCDE macro 11
 RACLREQ keyword
 on ICHERCDE macro 11
 RACMAP
 event qualifiers 293
 record extension format 293
 RACROUTE macro
 relationship to ICHRFRTB macro 22

RACUID on COND keyword
 on ICHNCONV SELECT macro 18
 RACUID3 on COND keyword
 on ICHNCONV SELECT macro 19
 RACVAR function for REXX execs
 using 465
 RALTER
 event qualifiers 176
 record extension 176
 RBA keyword
 on ICHEINTY macro 439
 RDATAUPD
 event qualifiers 289
 record extension format 289
 RDEFINE
 event qualifiers 177
 record extension 177
 RDELETE
 event qualifiers 178
 record extension 178
 record dependent section
 of SMF process records 128
 of SMF status records 130
 record extension
 ACCESS 147
 access control list 276, 278
 access rights 261
 ADDGROUP 160
 ADDSD 158
 ADDUSER 161
 ADDVOL 150
 ALTDSD 162
 ALTGROUP 164
 ALTUSER 165
 APPCLU 184
 AUTOPROF 294
 change audit 193
 change directory 196
 change file mode 198
 change file ownership 201
 check file access 191
 check file owner 243
 check privilege 245
 CKOWN2 259
 clear SETID bits 203
 CONNECT 167
 CRL publication 283
 DEFINE 156
 DELDSD 168
 DELFACL 278
 DELGROUP 170
 DELRES 153
 DELUSER 171
 DELVOL 155
 directory search 187
 EXEC SETGID 205
 EXEC SETUID 205
 general event 186
 GETPSENT 206
 initACEE 264
 initialize z/OS UNIX process 208
 IPCCHK 251
 IPCCTL 255
 IPCGET 253
 JOBINIT 144
 KILL 211
 LINK 213

record extension (*continued*)
 MKDIR 215
 MKNOD 217
 mount file system 220
 Network Authentication Service 266
 open slave TTY 246
 OPENFILE 222
 PassTicket evaluation 285
 PassTicket generation 286
 PASSWORD 173
 PERMIT 174
 PGMVERIFY 291
 PKIAURNW 291
 PKIDPUBR 283
 Policy Director 270
 PTCREATE 286
 PTEVAL 285
 PTRACE 225
 RACDCERT 263
 RACLINK command 248
 RACMAP 293
 RALTER 176
 RDATAUPD 289
 RDEFINE 177
 RDELETE 178
 REMOVE 180
 rename file 227
 RENAMEDS 152
 RMDIR 229
 RPKIEXPT 268
 RPKIGENC 266
 RPKIQREC 296
 RPKIREAD 271
 RPKIRESP 283
 RPKISCEP 287
 RPKIUPDC 274
 RPKIUPDR 273
 RVARY 183
 set file security label 280
 set write-down privilege 282
 SETEGID 231
 SETFSECL 280
 SETGID 234
 SETGROUP 258
 SETROPTS 181
 SETUID 233, 236
 SYMLINK 238
 UNLINK 239
 unmount file system 241
 WRITEDWN 282
 z/OS UNIX process completion 210

record formats
 data set 341, 345
 for database unload utility 318
 group 318
 user 321

records
 SMF 35
 reformatted process 125
 reformatted status 130
 type 80 36
 type 81 110
 type 83 116

reformatted process records
 format of 125
 record dependent section 128

reformatted SMF records
 description 125
 types of 35

reformatted status records
 format of 130
 record dependent section 130

RELEASE keyword
 on ICHEACTN macro 451
 on ICHEINTY macro 434
 on ICHETEST macro 447

relocate section
 for reformatted process records 128
 for reformatted status records 134
 variable data for type 80 SMF records 58

REMOVE
 event qualifiers 180
 record extension 180

rename file
 event qualifiers 227
 record extension 227

RENAMEDS
 event qualifiers 152
 record extension 152

repeat groups
 in database 528
 when using ICHETEST macro 447

report writer
 reformatted SMF records 125
 types of records it reformats 35

REQSTOR keyword
 on ICHRFRTB macro 23

return codes
 from ICHEINTY macro 442

REXX RACVAR function
 using 465

REXX stem variables 409

REXX stem variables created by
 IRRXUTIL
 profile and SETROPTS information 414
 RACF subsystem and remote sharing information 416

RMDIR
 event qualifiers 229
 record extension 229

router table
 generating entries for 22

RPKIEXPT
 event qualifiers 268
 record extension 268

RPKIGENC
 event qualifiers 266
 record extension 266

RPKIQREC
 record extension format 296

RPKIREAD
 event qualifiers 271
 record extension 271

RPKIRESP
 event qualifiers 283
 record extension format 283

RPKISCEP
 event qualifiers 287
 record extension format 287

RPKIUPDC
 event qualifiers 274

RPKIUPDC (*continued*)
 record extension 274

RPKIUPDR
 event qualifiers 273
 record extension 273

RUN keyword
 on ICHEACTN macro 450
 on ICHEINTY macro 435

RVARY
 event qualifiers 183
 record extension 183

RVRSMAC keyword
 on ICHERCDE macro 11

S

SAF user mapping plug-in 391, 394, 399

safMappingInit() 391

safMappingLookup() 394

safMappingTerm() 399

secured signon PassTicket 365

security topics for RACF
 classroom courses xiv

SEGMENT keyword
 on ICHEINTY macro 437

SELECT keyword
 on ICHNCONV macro 13

sending comments to IBM xvii

session key
 creating 374

set file security label
 event qualifiers 280
 record extension format 280

SET keyword
 on ICHNCONV ACTION macro 20

set write-down privilege
 event qualifiers 282
 record extension format 282

SETEGID
 event qualifiers 231
 record extension 231

SETEUID
 event qualifiers 233

SETFACL
 event qualifiers 276

SETFSECL
 event qualifiers 280
 record extension format 280

SETGID
 event qualifiers 234
 record extension 234

SETGROUP
 event qualifiers 258
 record extension 258

SETID bits, clear
 event qualifiers 203
 record extension 203

SETROPTS
 event qualifiers 181
 record extension 181

SETUID
 event qualifiers 236
 record extension 233, 236

shared RACF database
 caution for class descriptor tables 2

shortcut keys 587

- SIGNAL keyword
 - on ICHERCDE macro 11
- SLBLREQ keyword
 - on ICHERCDE macro 11
- SMC keyword
 - on ICHEINTY macro 440
- SMF record, type 80
 - table of extended-length relocate section variable data 65
- SMF records
 - description of the types RACF produces 35
 - header portion format 137
 - reformatted 125
 - process records 125
 - status records 130
 - type 80 35, 36
 - type 81 35, 110
 - type 83 35, 116
- SMF80DTP field
 - table of data types 58
- SMF80EVQ field
 - event code qualifier descriptions 565
 - table of event code qualifiers 42
- SMF80EVT field
 - event code qualifier descriptions 565
 - table of event codes 42
- SMF80TP2 field
 - table of data types 65
- static class descriptor table 1
- storage requirement
 - database profiles 529, 531
- SUBSYS keyword
 - on ICHRFRTB macro 23
 - summary of changes xix, xx
 - Summary of changes xxi
 - Summary of changes for z/OS Version 2 Release 2 (V2R2) xx
- SYMLINK
 - event qualifiers 238
 - record extension 238

T

- Table 1 (event codes and qualifiers)
 - for type 80 SMF records 42
- Table 4 (command-related data)
 - for type 80 SMF records 78
- tasks
 - converting RACF field names to XML tag names
 - steps for 136
- templates
 - connect 546
 - data set 548
 - general 552
 - group 532
 - reserved 562
 - user 534
- templates for database
 - combination field definitions 529
 - format of field definitions 527
 - repeat groups 528
- TESTS keyword
 - on ICHEACTN macro 450
 - on ICHEINTY macro 438
- trademarks 593

- translate service, IRRGNT00 405
- translation table for RACF secured signon 373
- type 20 SMF record
 - reformatted process records 125
 - when written 125
- type 30 SMF record
 - reformatted process records 125
 - when written 125
- type 80 SMF record
 - description 36
 - events written for 36
 - format of 38
 - list of information contained in 37
 - reformatted process records 125
 - reformatted status records 130
 - table of command- related data 78
 - table of event codes and event code qualifiers 42
 - table of extended-length relocate section variable data 65
 - table of relocate section variable data 58
 - uses for 37
- type 81 SMF record
 - class data format 303
 - description 110
 - events written for 110
 - format of 111
 - reformatted status records 130
 - unloaded data format 299
- type 83 SMF record
 - description 116
 - events written for 116
 - unloaded data format 305
- TYPE keyword
 - on ICHEINTY macro 433
- TYPE=END
 - on ICHRFRTB macro 23

U

- U variable
 - on ICHNCONV SELECT macro 15
- UNLINK
 - event qualifiers 239
 - record extension 239
- unloaded database records 309
- unmount file system
 - event qualifiers 241
 - record extension 241
- UQ variable
 - on ICHNCONV SELECT macro 15
- user
 - record formats 321
- user interface
 - ISPF 587
 - TSO/E 587
- user profile
 - description of the fields 534
- user template
 - contents 534
- users
 - maximum number in group 531

V

- V variable
 - on ICHNCONV SELECT macro 17
- variable on COND keyword
 - on ICHNCONV SELECT macro 14
 - example of initial variable settings 15
- variable on SET keyword
 - on ICHNCONV ACTION macro 20
- VCT variable
 - on ICHNCONV SELECT macro 18
- VOLUME keyword
 - on ICHEINTY macro 437
- VOLUME variable
 - on ICHNCONV SELECT macro 17

W

- WKA, WKB, and WKC variables
 - on ICHNCONV SELECT macro 18
- WKAREA keyword
 - on ICHEINTY macro 438
- WKSP keyword
 - on ICHEINTY macro 435
- WKX, WKY, and WKZ variables
 - on ICHNCONV SELECT macro 18
- WRITEDWN
 - event qualifiers 282
 - record extension format 282

X

- XML grammar for SMF data unload utility 136

Y

- YES keyword
 - on ICHEACTN macro 450

Z

- z/OS UNIX process completion
 - event qualifiers 210
 - record extension 210
- z/OS UNIX process initialization
 - event qualifiers 208
 - record extension 208



Product Number: 5650-ZOS

Printed in USA

SA23-2288-03

