

z/OS



# JES3 Messages

*Version 2 Release 1*



z/OS



# JES3 Messages

*Version 2 Release 1*

**Note**

Before using this information and the product it supports, read the information in "Notices" on page 1149.

This edition applies to version 2, release 1, modification 0 of IBM z/OS (product number 5650-ZOS) and to all subsequent releases and modifications until otherwise indicated in new editions.

© **Copyright IBM Corporation 1988, 2013.**

US Government Users Restricted Rights – Use, duplication or disclosure restricted by GSA ADP Schedule Contract with IBM Corp.

---

# Contents

<b>Figures</b> . . . . .	<b>v</b>	<b>Chapter 12. General Routines Messages</b> . . . . .	<b>535</b>
<b>Tables</b> . . . . .	<b>vii</b>	<b>Chapter 13. Subsystem Interface Messages</b> . . . . .	<b>579</b>
<b>About this document</b> . . . . .	<b>ix</b>	<b>Chapter 14. FSS Address Space Messages</b> . . . . .	<b>595</b>
Who Should Use This document . . . . .	ix	<b>Chapter 15. Output Service Messages</b>	<b>611</b>
How To Use This document . . . . .	ix	<b>Chapter 16. Console Service Messages</b> . . . . .	<b>659</b>
Where To Find More Information . . . . .	ix	<b>Chapter 17. Dump Job (DJ) Messages</b>	<b>679</b>
How Messages are Explained in this Book . . . . .	x	<b>Chapter 18. Dependent Job Control Messages</b> . . . . .	<b>723</b>
<b>How to send your comments to IBM</b>	<b>xiii</b>	<b>Chapter 19. Deadline Scheduling Messages</b> . . . . .	<b>739</b>
If you have a technical problem . . . . .	xiii	<b>Chapter 20. BSC RJP Messages</b> . . . . .	<b>745</b>
<b>z/OS Version 2 Release 1 summary of changes</b> . . . . .	<b>xv</b>	<b>Chapter 21. Output Service Messages</b>	<b>759</b>
<b>Chapter 1. Introduction</b> . . . . .	<b>1</b>	<b>Chapter 22. Utilities Messages</b> . . . . .	<b>761</b>
Message Prefix Identification . . . . .	1	<b>Chapter 23. Modify Messages</b> . . . . .	<b>811</b>
Message format . . . . .	1	<b>Chapter 24. Inquiry Messages</b> . . . . .	<b>923</b>
JES3 hardcopy log (DLOG) . . . . .	8	<b>Chapter 25. JES3 Networking Messages</b> . . . . .	<b>1039</b>
How to Read a Syntax Diagram . . . . .	9	<b>Chapter 26. JMF (JES3 Monitoring Facility) Messages</b> . . . . .	<b>1109</b>
Routing Codes . . . . .	10	<b>Chapter 27. Assignable Device Recovery Messages</b> . . . . .	<b>1117</b>
Routing Code Meaning . . . . .	11	<b>Chapter 28. JES3 macro messages</b>	<b>1125</b>
Routing Codes in This Document . . . . .	12	<b>Chapter 29. JES3 IPCS Messages</b>	<b>1129</b>
Descriptor Codes . . . . .	14	<b>Chapter 30. Problem Determination</b>	<b>1135</b>
Descriptor Code Meaning . . . . .	14	TABLE I. . . . .	1135
Descriptor Codes in This Document . . . . .	16	Standard Problem Determination . . . . .	1135
<b>Chapter 2. Dynamic System Interchange Messages</b> . . . . .	<b>17</b>	TABLE II . . . . .	1139
<b>Chapter 3. Data Management Messages</b>	<b>23</b>		
<b>Chapter 4. Main Service Messages</b> . . . . .	<b>43</b>		
<b>Chapter 5. SNA RJP Messages</b> . . . . .	<b>61</b>		
<b>Chapter 6. Initialization Messages</b> . . . . .	<b>87</b>		
<b>Chapter 7. Failsoft and Abend Messages</b> . . . . .	<b>241</b>		
<b>Chapter 8. Spool Initialization Messages</b> . . . . .	<b>313</b>		
<b>Chapter 9. Interpreter Messages</b> . . . . .	<b>375</b>		
<b>Chapter 10. Main Device Scheduler Messages</b> . . . . .	<b>421</b>		
<b>Chapter 11. Input Service Messages</b>	<b>485</b>		

GTF Problem Determination . . . . .	1139
TABLE III . . . . .	1139
JES3 Problem Determination . . . . .	1139
TABLE IV . . . . .	1140
JES3 SNA RJP JESTAE Problem Determination	1140
TABLE V . . . . .	1142
JES3 SNA RJP ESTAE Problem Determination	1142

<b>Appendix. Accessibility . . . . .</b>	<b>1145</b>
Accessibility features . . . . .	1145

Using assistive technologies . . . . .	1145
Keyboard navigation of the user interface . . .	1145
Dotted decimal syntax diagrams. . . . .	1145

<b>Notices . . . . .</b>	<b>1149</b>
Policy for unsupported hardware . . . . .	1150
Minimum supported hardware . . . . .	1151
Trademarks. . . . .	1151

---

## Figures

1. Customizing your z/OS message library . . . 4





---

## Tables

1. Variable data . . . . .	4	4. JESTAE Processing . . . . .	68
2. JES3 Messages (IAT) format . . . . .	7	5. SNA RJP JESTAE . . . . .	1140
3. JES3 hardcopy (DLOG) format . . . . .	8	6. SNA RJP ESTAE . . . . .	1142



---

## About this document

This document supports z/OS® (5650-ZOS). This document is intended for any JES3 complex that runs z/OS MVS.

---

## Who Should Use This document

This document is intended for JES3 operations staff, applications or system programmers, or by anyone who is responsible for controlling JES3 or diagnosing problems in JES3.

---

## How To Use This document

The first section of this document provides information to customize the message library for your installation, including corequisite and related documents. It also provides information for the use of this document, as well as a message directory showing where different messages are documented.

Later sections are organized by sequential message number with each section containing those messages which relate to a specific function. All sections list the messages produced by the IBM-supplied JES3 component of the operating system. The causes of the messages are explained, the accompanying actions by the operating system are described and appropriate responses are suggested. The module that issues the message is also listed. Where applicable, problem determination information is included.

JES3 completion codes can be found in *z/OS JES3 Diagnosis Reference*.

---

## Where To Find More Information

This document references the following documents using the shortened version of the document title. The following table lists the shortened titles, complete titles, and order numbers of the documents that are not listed in *z/OS Information Roadmap*. See that document for all z/OS documents.

Most licensed documents were declassified in OS/390® V2R4 and are now included on the OS/390 Online Library Collection, SK2T-6700. The remaining licensed documents appear in unencrypted BookManager® softcopy and PDF form on the OS/390 Licensed Product Library, LK2T-2499.

Short Title Used in This document	Title	Order Number
None	<i>OS/VS2 Catalog Management Logic</i>	SY26-3826
None	<i>OS/VS2 MVS JCL</i>	GC28-0692
None	<i>OS/VS2 MVS System Commands</i>	GC38-1031
None	<i>OS/VS2 MVS System Programming Library: Job Management</i>	GC28-0627

Short Title Used in This document	Title	Order Number
None	<i>IBM 3800 Printing Subsystem Operator's Guide</i>	GX35-5010
None	<i>System/370 Reference Summary</i>	SY25-0512

---

## How Messages are Explained in this Book

The following describes the different parts of message explanations in this book:

### Explanation

The meaning of the message, including why the system issued the message.

### System Action

- What the system did as a result of the system condition reported by the message. A system condition could include running out of storage, a hardware or software failure, an abend, a wait state.
- What the system did as a result of user input. User input can include a system command, a job running on the system, a transaction, a query, or another user-system interaction.

### Operator Response

Instructions for the system operator, including, as appropriate, decisions to make and actions to take.

Only provided for messages that could appear at the operator console.

### User Response

Instructions for the end user.

Only provided for messages that could appear at an interactive interface such as a TSO/E terminal or ISPF application.

**Note:** Most user messages are explained in other message books, such as *z/OS TSO/E Messages*.

### Application Programmer Response

Instructions for an application programmer.

Only provided for messages that could appear in SYSOUT produced by a job, for example SPZAP.

### System Programmer Response

Instructions for the system programmer.

Only provided for messages that require additional action beyond the operator response, user response, or application programmer response.

### Storage Administrator Response

Instructions for the DFSMSdfp storage administrator.

### Security Administrator Response

Instructions for the security administrator.

Only provided for security-related messages.

### Problem Determination

Additional instructions for determining the cause of the problem, searching problem databases, and, if necessary, reporting the problem to the IBM support center. These instructions are for a customer support person who

can troubleshoot problems, such as the system programmer or system administrator, an experienced security administrator, or an experienced storage administrator.

For additional information on performing problem determination procedures, see *z/OS Problem Management* and the appropriate diagnosis guide for the product or element issuing the message, such as:

- DFSMS/MVS diagnosis guides and references
- *z/OS JES2 Diagnosis*
- *z/OS JES3 Diagnosis*

**Source**

Element, product, or component that issued the message.

**Detecting Module**

Name of the module or modules that detected the condition that caused the message to be issued.

**Routing Code**

For WTO or WTOR messages, the routing code of the message.

**Descriptor Code**

For WTO or WTOR messages, the descriptor code of the message.



---

## How to send your comments to IBM

We appreciate your input on this publication. Feel free to comment on the clarity, accuracy, and completeness of the information or provide any other feedback that you have.

Use one of the following methods to send your comments:

1. Send an email to [mhvrcfs@us.ibm.com](mailto:mhvrcfs@us.ibm.com).
2. Send an email from the "Contact us" web page for z/OS (<http://www.ibm.com/systems/z/os/zos/webqs.html>).
3. Mail the comments to the following address:  
IBM Corporation  
Attention: MHVRCFS Reader Comments  
Department H6MA, Building 707  
2455 South Road  
Poughkeepsie, NY 12601-5400  
US
4. Fax the comments to us, as follows:  
From the United States and Canada: 1+845+432-9405  
From all other countries: Your international access code +1+845+432-9405

Include the following information:

- Your name and address.
- Your email address.
- Your telephone or fax number.
- The publication title and order number:  
z/OS V2R1.0 JES3 Messages  
SA32-1007-00
- The topic and page number that is related to your comment.
- The text of your comment.

When you send comments to IBM, you grant IBM a nonexclusive right to use or distribute the comments in any way appropriate without incurring any obligation to you.

IBM or any other organizations use the personal information that you supply to contact you only about the issues that you submit.

---

## If you have a technical problem

Do not use the feedback methods that are listed for sending comments. Instead, take one of the following actions:

- Contact your IBM service representative.
- Call IBM technical support.
- Visit the IBM Support Portal at z/OS support page (<http://www.ibm.com/systems/z/support/>).





---

## **z/OS Version 2 Release 1 summary of changes**

See the following publications for all enhancements to z/OS Version 2 Release 1 (V2R1):

- *z/OS Migration*
- *z/OS Planning for Installation*
- *z/OS Summary of Message and Interface Changes*
- *z/OS Introduction and Release Guide*



---

## Chapter 1. Introduction

The MVS/Enterprise Systems Architecture Message Library is designed so that you can have the messages and codes documentation that fits your specific needs. Figure 1 on page 4 illustrates the way that you can customize your z/OS Message Library.

---

### Message Prefix Identification

The message prefix identifies the component of the operating system that issues that message. The prefix IAT identifies messages supplied by the JES3 component.

---

### Message format

JES3 messages appearing on a display console have the following format:

```
hhmsstp*IATnnnn text
```

The time stamp (hhmsst) shows the time, by hour, minute, second, and tenth of second, that the message was issued.

The prefix character (p) is used to alert you to unusual system conditions. Your system programmer may define these characters on an initialization statement; they appear in messages issued after initialization is complete. The message prefix characters and their IBM-supplied defaults are described below.

- **Blank:** This is a normal output message.
- **Switch character:** This is used to flag messages initially routed to one RJP console but switched to another because of operator intervention. The switch character is a number sign (#).

An asterisk (\*) appearing in the next position indicates an action message; operator action is required. The message serial number (IATnnnn) consists of a component prefix, which is IAT for JES3; and the message number.

The message itself (text) follows the serial number. Very long message texts are often issued as a series of messages, with each part having its own serial number. When an 8 character jobid (JOBxxxxx) appears in a message and you need to issue a command, use the numerical characters in the jobid (xxxxx) when the command operand is *jobno*.

Variable data within the text of messages in this document is indicated by a lowercase representation of the item, listed in Table 1 on page 4.

Symbols preceding JES3 message numbers convey information to the operator or system programmer (see Table 2 on page 7). Messages displayed at the console for the operator are preceded by an asterisk (\*) when operator action is required. Other symbols preceding messages directed to the operator are installation-dependent and may be changed by the JES3 initialization stream.

Messages IAT0000 through IAT0899 are reserved for the JES3 user. If a message in this range appears, consult the system programmer.

Message numbers are grouped by functional area, as follows:

<b>Number</b>	<b>Functional Area</b>
0000-0899	Installation Defined/Installation Exits
0900-0999	Dynamic System Interchange
1000-1999	JES3 Data Management
2000-2799	Main Services
2800-2999	SNA RJP
3000-3699	Initialization
3700-3899	Failsoft and Abend
3900-3999	Reserved
4000-4199	Spool Initialization
4200-4999	Interpreter Interface
5000-6099	Main Device Scheduler
6100-6299	Input Service
6300-6699	General Routines
6700-6899	Subsystem Interface
6900-6999	FSS Address Space
7000-7099	Output Service
7100-7199	Console Service
7200-7299	Dump Job
7300-7368	Dependent Job Control
7369-7399	Dump Job
7400-7449	Deadline Scheduling

7450-7499  
Purge

7500-7699  
BSC RJP

7700-7999  
Utilities

8000-8499  
Modify

8500-8999  
Inquiry

9000-9099  
Special Application Programs

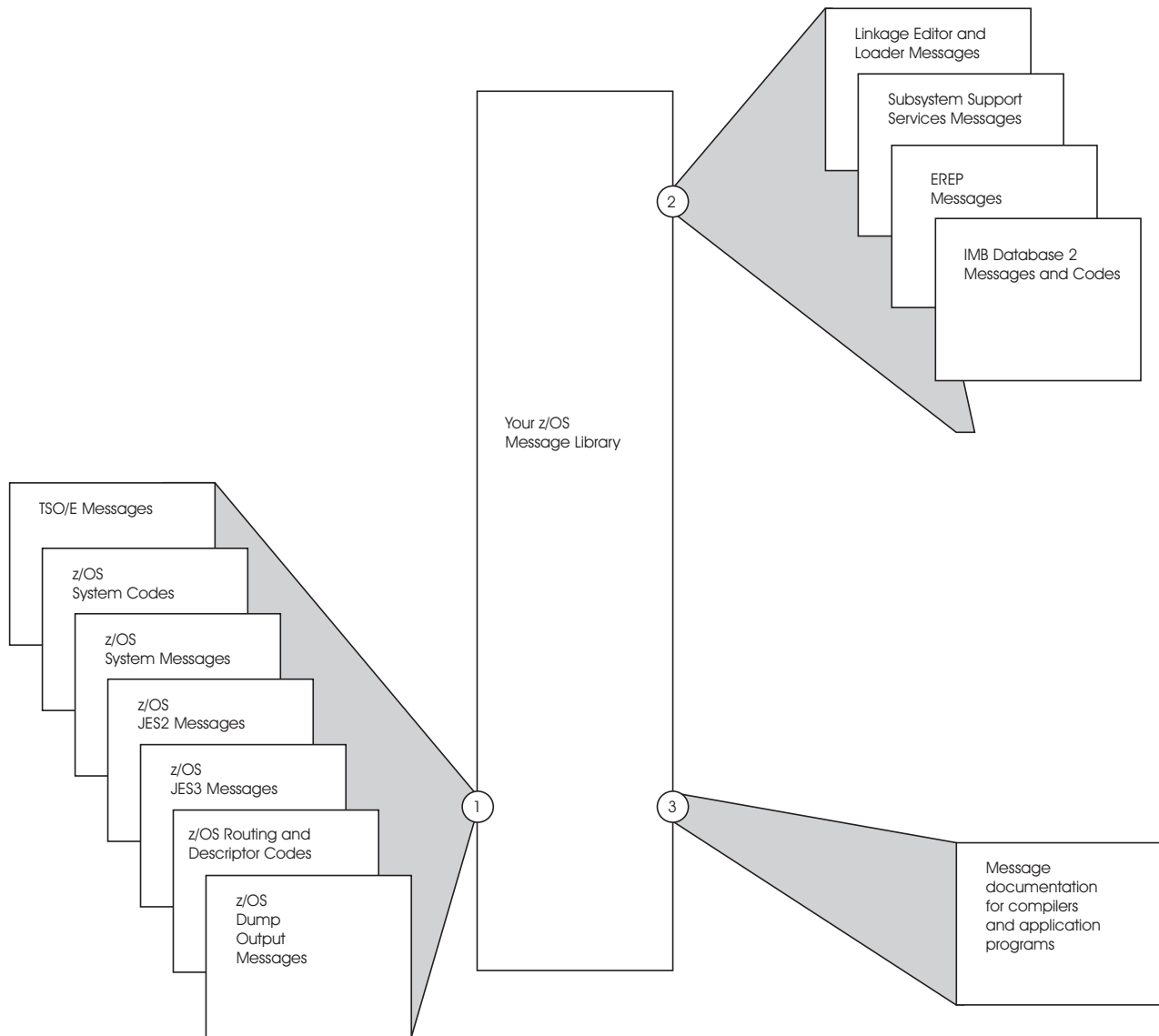
9100-9499  
JES3 Networking

9500-9599  
Bulk Data Transfer

9601-9650  
JMF

9651-9700  
Assignable Device Recovery

9701-9999  
Reserved



- ① Select the z/OS publications that are compatible with your system.
- ② Select the supplementary messages publications that fit the needs of your installation.
- ③ If your installation uses a particular compiler or application program, you may want to append the program's messages to your message library. These messages are located in the associated programmer's guides, user's guides, installation reference manuals, or messages books.

Figure 1. Customizing your z/OS message library

Table 1. Variable data

Variable data	Meaning
adr	address
altcon	alternate console

Table 1. Variable data (continued)

Variable data	Meaning
altdev	alternate device
aparnum	APAR number
asid	address space identifier
blkname	blank name
bufferid	buffer identification
carr	carriage control
cbname	control block name
ccw-id	channel control word identification
chid	channel identification
chnaddr	channel address
cls	class
cmd	command name
code	code
con	console
copyno	copy number
cyl	cylinder
ddn	ddname
decr	decimal return code or reason code representation
dest	destination
dev	device name or device number
devgroup	device group
devname	device name
devnum	device number
devtype	device type
diagfld	diagnostic field
djnet	dependent job control network name
dsname	data set name
dspname	dynamic support program name
err	error description
formdef	FORMDEF
fsaid	functional sub-system address identifier
fssid	functional sub-system identifier
fssname	functional sub-system name
fsstype	functional sub-system type
group	group name
groupid	group identification
hexrc hexrs	hexadecimal return code or reason code representation
hh.mm.ss.t	hours, minutes, seconds and tenths of a second
id	identification
ipaddr	IP address

Table 1. Variable data (continued)

Variable data	Meaning
jobid	job identification
jobname	job name
jobno	job number
keyword	keyword name, keyword parameter
lcbname	logical control block name
lnadr	line address
lname	line name
luname	logical unit name
main	processor name
mem	member name
module	module name
msg	message
msgcl	message class
msgdest	message destination
netid	network identification
netname	network name
nnn	number
nodename	node name
op	operand name
opt	option name
pagedef	PAGEDEF
pageno	page number
parm	parameter name
pgm	program
prm	process mode
procname	processor name
prty	priority
rc	return code
reasontext	reason text
recno	record number
refchar	reference character
resource	resource name
retcode	return code
rqaddr	resqueue address
rsncode	reason code
schenv	scheduling environment
sendername	sender name
sens	sense information
ser	serial
setname	set name



Table 1. Variable data (continued)

Variable data	Meaning
spaddr	spool address
spart	spool partition
srvclass	service class
stat	status
stepname	step name
sys-id	system identification
sysname	system name
tab	table name
traceid	trace identifier
train	train or UCS ID
trc	trace
trks	tracks
ucb	unit control block
vol	volume ID
vol-action	volume action
volser	volume serial
wtr	writer
wsname	workstation name
xxx	nonspecific data
yyy.ddd	Julian date of year and day
yyy	nonspecific data (appearing in same message as xxx)
zzz	nonspecific data (appearing in same message as xxx and yyy)

Table 2. JES3 Messages (IAT) format

<b>Component Name</b>	IAT
<b>Program Producing Message</b>	JES3
<b>Audience and Where Produced</b>	For operator: console; for programmer: SYSOUT listing; for system programmer (initialization error): console and/or JES3OUT listing
<b>Message Format</b>	NORMAL (DISPLAY) hhmmss {b #} {b *} IATnnnnbtext... hhmmss time stamp (t=tenths of a second) b normal output or no action required # indicates the message is rerouted from another RJP console * indicates operator action required IATnnnn message serial number text message text
	NORMAL (HARDCOPY - JESMSG LG) hh:mm:ssbIATnnnnbtext... hh:mm:ss time stamp (t=tenths of a second) IATnnnn message serial number text message text
<b>Comments</b>	None

Table 2. JES3 Messages (IAT) format (continued)

<b>Component Name</b>	<b>IAT</b>
<b>Associated documents</b>	<i>z/OS JES3 Commands</i> and <i>z/OS JES3 Diagnosis</i>
<b>Problem Determination</b>	See Chapter 30, "Problem Determination," on page 1135, Tables I, II, III, IV, and V for problem determination instructions.

## JES3 hardcopy log (DLOG)

On a hardcopy console, the message format consists of the date stamp, time stamp, serial number and message text; there are no prefix characters.

The JES3 hardcopy log (DLOG) records all communication in the complex, both commands and messages. The DLOG format includes the console destination class for messages, the name of the receiving or issuing console, a date stamp, a time stamp, a prefix symbol (blank for normal messages, \* for action messages, + for JES3 input commands, and - for MVS™ input commands), and the message or command text. The message text is also prefixed by the suppression character if display of the message was suppressed through MPF or by a subsystem routine. The suppression character is defined by the MPFHCF parameter in the MPFLSTxx parmlib member.

Messages recorded by DLOG include both write-to-operator (WTO) messages that appear on the operators' consoles and write-to-log (WTL) messages that are sent to DLOG only.

Table 3. JES3 hardcopy (DLOG) format

<b>Component name</b>	<b>DLOG</b>
<b>Program Producing Message</b>	JES3
<b>Audience and Where Produced</b>	For operator: console; for programmer: SYSOUT listing; for system programmer (initialization error): console and/or JES3OUT listing
<b>Message Format</b>	DLOG (HARDCOPY) cccbnnnnnnnbbhhmmsstb{b + - *}text ccc JES3 console destination class or MVS route code if no class maps to it nnnnnnnn console name hhmsst time stamp (t=tenths of a second) b blank + JES3 input command - MVS input command console * action required message text message text
<b>Comments</b>	None
<b>Associated documents</b>	<i>z/OS JES3 Commands</i> and <i>z/OS JES3 Diagnosis</i>
<b>Problem Determination</b>	See Chapter 30, "Problem Determination," on page 1135, Tables I, II, III, IV, and V for problem determination instructions.

## How to Read a Syntax Diagram

Syntax is described using the structure defined below.

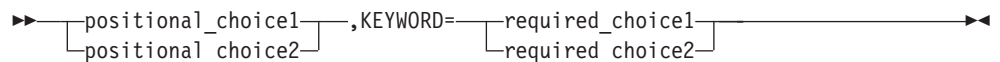
- Read the syntax diagrams from left to right, from top to bottom, following the path of the line.
  - The  $\blacktriangleright$ — symbol indicates the beginning of a message syntax.
  - The — $\blacktriangleright$  symbol indicates that the message syntax is continued on the next line.
  - The  $\blacktriangleright$ — symbol indicates that the message syntax is continued from the previous line.
  - The — $\blacktriangleleft$  indicates the end of the message syntax.
  - A lower-case word indicates a variable.
- Strings of fixed text, keywords (and their value), and positional items that always appear in the message are shown on the horizontal line (the main path).



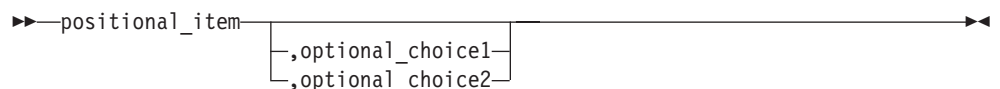
- Strings of fixed text, keywords (and their value), and positional items that might not appear in the message are shown below the main path.



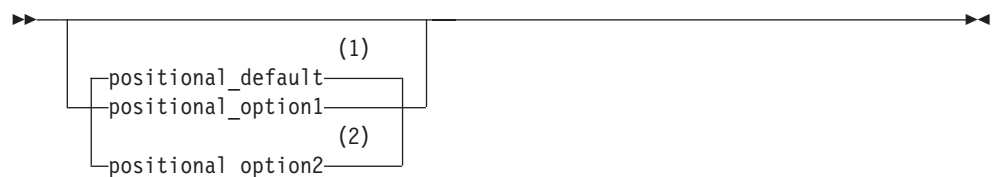
- If one of several items might appear in a message, they appear vertically, in a stack. If some item always appears in the message, an item is shown on the main path.



- If there is a possibility that none of the items will appear in the message, the entire stack is shown below the main path.



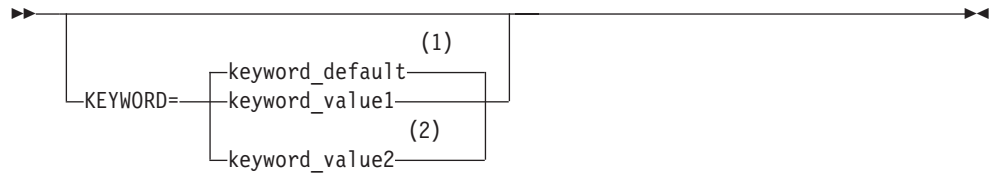
- If one of the items has a default, it appears above the main line (for that item) and the overriding choices will be shown on and/or below the main line. For POSITIONAL items the syntax is as follows:



### Notes:

- 1 If a positional parameter is not specified, the positional default is used
- 2 If a positional parameter is coded, then any one of the 3 positional parameters can be specified.

**Note:** This does not apply to messages.  
 For KEYWORD items the syntax is as follows:



**Notes:**

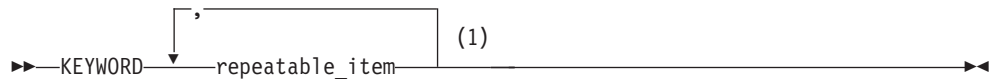
- 1 If KEYWORD is not coded, the keyword\_default is used.
- 2 If the KEYWORD is coded, then the keyword\_default or the keyword value override MUST be coded.

**Note:** This does not apply to messages.

- An arrow returning to the left above the main line indicates an item that can be repeated indefinitely.



- A repeat arrow with a syntax note indicates how many times this can be repeated.

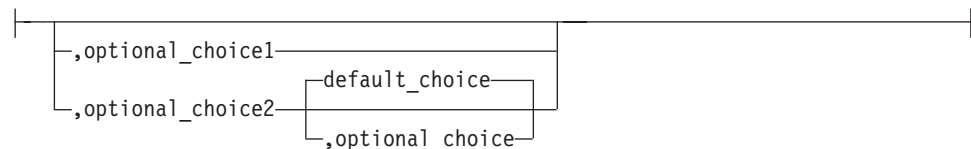


**Notes:**

- 1 (1) Specify the <repeatable\_item> 1 to n times.
- Syntax is occasionally broken into fragments if the inclusion of the fragment would overly complicate the main syntax diagram.



**fragment:**




---

## Routing Codes

Routing codes send system messages to the consoles where they are to be displayed. More than one routing code can be assigned to a message to send it to more than one console. For more information on message routing, see the following documents:

- *z/OS MVS Programming: Authorized Assembler Services Guide*
- *z/OS MVS Programming: Authorized Assembler Services Reference SET-WTO*
- *z/OS MVS Installation Exits*
- *z/OS MVS Initialization and Tuning Reference*
- *z/OS MVS Planning: Operations*

## Routing Code Meaning

Code	Meaning
------	---------

1	<b>Operator Action</b>
---	------------------------

The message indicates a change in the system status. It demands action by the operator at the console with master authority.

2	<b>Operator Information</b>
---	-----------------------------

The message indicates a change in system status. It does not demand action; rather, it alerts the operator at the console with master authority to a condition that might require action.

This routing code is used for any message that indicates job status when the status is not requested specifically by an operator inquiry. It is also used to route processor and problem program messages to the system operator.

3	<b>Tape Pool</b>
---	------------------

The message gives information about tape devices, such as the status of a tape unit or reel, the disposition of a tape reel, or a request to mount a tape.

4	<b>Direct Access Pool</b>
---	---------------------------

The message gives information about direct access storage devices (DASD), such as the status of a direct access unit or volume, the disposition of a volume, or a request to mount a volume.

5	<b>Tape Library</b>
---	---------------------

The message gives tape library information, such as a request by volume serial numbers for tapes for system or problem program use.

6	<b>Disk Library</b>
---	---------------------

The message gives disk library information, such as a request by volume serial numbers for volumes for system or problem program use.

7	<b>Unit Record Pool</b>
---	-------------------------

The message gives information about unit record equipment, such as a request to mount a printer train.

8	<b>Teleprocessing Control</b>
---	-------------------------------

The message gives the status or disposition of teleprocessing equipment, such as a message that describes line errors.

9	<b>System Security</b>
---	------------------------

The message gives information about security checking, such as a request for a password.

10	<b>System/Error Maintenance</b>
----	---------------------------------

The message gives problem information for the system programmer, such as a system error, an uncorrectable I/O error, or information about system maintenance.

**11 Programmer Information**

The message is intended for the problem programmer. This routing code is used when the program issuing the message cannot route the message to the programmer through a system output (SYSOUT) data set. The message appears in the job log.

**12 Emulation**

The message gives information about emulation. (These message identifiers are not included in this document.)

**13-20** For customer use only.

**21-28** For subsystem use only.

**29** The message gives information about Disaster Recovery.

**30-40** For IBM® use only.

**41** The message gives information about JES3 job status.

**42** The message gives general information about JES2 or JES3.

**43-64** For JES use only.

**65-96** Messages associated with particular processors.

**97-128** Messages associated with particular devices.

## Routing Codes in This Document

Routing codes appear to the right of the message identifiers in the **Routing Code** column. The column can also contain the following special characters or notes:

- \* The message will be routed back to the consoles that initiated the associated requests.
- / The message will be routed to different locations according to the task issuing it. For example, \*/2/3 means the message is routed back to the console that initiated the request, to the console with master authority, or to the tape pool.
- # The message will be routed in one of the following ways:
  - According to the routing indicators specified by the operator
  - According to the default routing instructions previously specified by the operator
  - Back to the console that initiated the associated request
- The message has no routing code.

**Note 2**

The message is issued by a WTO or WTOR macro, but has no routing or descriptor codes (old format WTO or WTOR macro).

**Note 3**

The message has a routing code of 1, which sends it to the console with master authority, and is also routed to the console that the message describes.

**Note 4**

The message is sent to all active consoles; this is a broadcast message.

- Note 5**  
The message has a routing code of 2, which sends it to the console with master authority, and is also routed to the consoles that are assuming the duties of the failing console. (This message indicates that console switching has occurred.)
- Note 6**  
The message is routed only to non-printer consoles. This message is not issued by a WTO or WTOR macro.
- Note 7**  
The message is routed to consoles where one or more of the following are active:
- MONITOR JOBNAMEs
  - MONITOR SESSIONs
  - MONITOR STATUS
- Note 8**  
The message is also routed to the MSS space manager's console specified by an alternate console routing code on the MSFMSG parameter in the MVIKEY00 parmlib member.
- Note 9**  
The message is issued during the nucleus initialization program (NIP) processing.
- Note 10**  
The message is issued by the WTL macro.
- Note 11**  
The message is routed to a SYSPRINT data set by data management.
- Note 12**  
The message is issued by a WTO or WTOR macro with SYNCH=YES. See *z/OS MVS Initialization and Tuning Reference* for more information.
- Note 13**  
The message is routed only to receivers of the hardcopy message set.
- Note 14**  
The message is routed back to the console that initiated the request and to all associated consoles.
- Note 16**  
The message is routed to the IPCS print file IPCSPRNT.
- Note 17**  
The message is issued by JES3. A JES3 destination class is specified either by the initialization stream or by operator commands.
- Note 18**  
The message is sent in response to a command to the console where the command was entered.
- Note 19**  
The message is written to a data set. If routing and descriptor codes are also included for the message, the message might also be displayed according to the specified routing and descriptor codes. (The descriptor code does not apply to writing the message to the data set.)

**Note 20**

JES3 does not issue the message. JES3 sends the message to another subsystem for processing.

**Note 21**

This message is a trailer attached to multiple messages previously issued. It has the same routing and descriptor codes as the first line of the conglomerate.

**Note 22**

This message is routed to the transaction program (TP) message log.

**Note 23**

This message is issued by the device controller. The routing code will vary according to the device controller's task.

**Note 24**

This message is routed to the assembly listing.

**Note 25**

When this message is issued during IPL, the routing codes are 2 and 10 and the descriptor code is 12. When it is issued after IPL, it has no routing code and the descriptor code is 5.

**Note 26**

When this message is issued during NIP processing, the descriptor code is 12. When it is issued after NIP processing, the descriptor code is 4.

**Note 27**

The indicated route codes are used only if this message is issued in response to a reply of CKPTDEF during a JES2 checkpoint reconfiguration. This message might be issued to a specific console ID rather than directed by route code. For further information concerning the routing of JES2 messages issued during a reconfiguration, see *z/OS JES2 Initialization and Tuning Guide*.

**Note 28**

These routing and descriptor codes apply only when SMS issues the message. If SMS returns the message to its caller and the caller issues the message, the codes do not apply.

**Note 29**

This message is written to the JES3OUT data set.

**Note 30**

This message is issued by JES3. The message is written to the \*MODIFY,CONFIG (\*F MODIFY) log and/or the issuer of the \*MODIFY,CONFIG command.

## Descriptor Codes

Descriptor codes describe the significance of messages. They indicate whether the system or a task stops processing, waits until some action is completed, or continues. This code also determines how the system will display and delete the message.

## Descriptor Code Meaning

Code	Meaning
1	System Failure



The message indicates an error that disrupts system operations. To continue, the operator must reIPL the system or restart a major subsystem. This causes the audible alarm to be issued.

**2 Immediate Action Required**

The message indicates that the operator must perform an action immediately. The message issuer could be in a wait state until the action is performed or the system needs the action as soon as possible to improve performance. The task waits for the operator to complete the action. This causes the audible alarm to be issued.

**Note:** When an authorized program issues a message with descriptor code 2, a DOM macro *must* be issued to delete the message after the requested action is performed.

**3 Eventual Action Required**

The message indicates that the operator must perform an action eventually. The task does not wait for the operator to complete the action.

If the task can determine when the operator has performed the action, the task should issue a DOM macro to delete the message when the action is complete.

**4 System Status**

The message indicates the status of a system task or of a hardware unit.

**5 Immediate Command Response**

The message is issued as an immediate response to a system command. The response does not depend on another system action or task.

**6 Job Status**

The message indicates the status of a job or job step.

**7 Task-Related**

The message is issued by an application or system program. Messages with this descriptor code are deleted when the job step that issued them ends.

**8 Out-of-Line**

The message, which is one line of a group of one or more lines, is to be displayed out-of-line. If a message cannot be printed out-of-line because of the device being used, descriptor code 8 is ignored, and the message is printed in-line with the other messages.

**9 Operator's Request**

The message is written in response to an operator's request for information by a DEVSERV, DISPLAY, TRACK, or MONITOR command.

**10 TRACK Command Response**

The message is issued in response to a TRACK command.

**11 Critical Eventual Action Required**

The message indicates that the operator must perform an action eventually, and the action is important enough for the message to remain on the display screen until the action is completed. The task does not wait for the operator to complete the action. This causes the audible alarm to be issued.

Avoid using this descriptor code for non-critical messages because the display screen could become filled.

If the task can determine when the operator has performed the action, the task should issue a DOM macro to delete the message when the action is complete.

**12 Important Information**

The message contains important information that must be displayed at a console, but does not require any action in response.

**13 Automation Information**

Indicates that this message was previously automated.

**14-16** Reserved for future use.

## Descriptor Codes in This Document

The descriptor codes appear in the **Descriptor Code** column. The column can also contain the following special characters.

- / The message will have different descriptor codes according to the task issuing it. For example, 4/6 means the message can describe system status or job status.
- The message has no descriptor code.

---

## Chapter 2. Dynamic System Interchange Messages

---

IAT0900

**Explanation:**

▶▶ DSI - SWITCH GLOBAL DEVICES ◀◀

DSI has been called, and the operator is requested to switch global devices.

**System action:** DSI waits for operator response.

**Operator response:** Set the switching devices to enable channel paths from the new global to all JES3 devices and mains as required. When this function is complete, enter the \*S,DSI command to continue, or the \*C,DSI command to end DSI.

**Module:**

**Containing**  
IATDSI1

**Detecting**  
IATDSI1

**Issuing**  
IATDSI1

**Routing Code:** 2

**Descriptor Code:** 7

---

IAT0905

**Explanation:**

▶▶ DSI - STARTED FOR— *main* ◀◀

DSI is active.

**System action:** The active local JES3 system *main* was ended. JES3 was reinitialized in global hot start mode.

**Operator response:** Proceed with a JES3 global hot start. Continue normal operation on the new global. If the old global was disabled by pressing SYSTEM RESET, JES3 on the old global can be initialized by performing a local start after an MVS IPL.

If the old global was disabled by entering \*X,DSI and then \*START,DSI, the old global can be initialized as a local without an intervening MVS IPL.

**Module:**

**Containing**  
IATDSI1

**Detecting**  
IATDSI1

**Issuing**  
IATDSI1

**Routing Code:** 10

**Descriptor Code:** 7

---

IAT0910

**Explanation:**

▶▶ DSI - DISABLE OLD GLOBAL PROCESSOR ◀◀

This message informs the operator DSI processing has started on the local. After this message is issued the operator is requested to disable the old global.

## IAT0911 • IAT0912

**Note:** This message may be issued more than once during a DSI. First, it is issued for the current global. If a previous DSI never completed, this message is issued for the global before the previous, incomplete, DSI.

**System action:** DSI waits for operator response.

### Operator response:

- If you do not want DSI processing to continue, enter the \*C,DSI command. DSI processing ends and JES3 processing continues.
- If you want DSI processing to continue, and the old global has *failed*: press SYSTEM RESET on the old global. DSI processing will automatically continue on the new global.
- If you want DSI processing to continue, and the old global is still *active*: enter the \*X,DSI command on the old global and wait for message IAT0920. Then review the global DSI procedure. After you issue the \*S,DSI command on the old global to bring JES3 down, DSI processing will automatically continue on the new global.

### Module:

Containing	Detecting	Issuing
IATDSI1	IATDSI1	IATDSI1

Routing Code: 2

Descriptor Code: 7

---

### IAT0911

#### Explanation:

▶▶— DSI - VARYL ACTIVE, DSI CONTINUING —▶▶

VARYL has been called on a local main after the \*CALL DSI command was issued.

**System action:** DSI processing continues. JES3 will perform VARYL processing after DSI processing is complete.

**Operator response:** None. This is an informational message.

### Module:

Containing	Detecting	Issuing
IATDSI1	IATDSI1	IATDSI1

Routing Code: 10

Descriptor Code: 7

---

### IAT0912

#### Explanation:

▶▶— DSI - NOT FOUND ON FCT CHAIN —▶▶

A \*CANCEL command was issued to end DSI. JES3 was unable to locate the DSI FCT on the FCT chain.

**System action:** DSI continues processing.

**Operator response:** Contact your system programmer.

**System programmer response:** Use the information listed in Chapter 30, "Problem Determination," on page 1135.

**Problem determination:** See Chapter 30, "Problem Determination," on page 1135, Table I, items 4,5,7, and 16; Table III, item 7 .

### Module:

Containing	Detecting	Issuing
IATDSI1	IATDSI1	IATDSI1

Routing Code: 10

Descriptor Code: 7

---

IAT0915

## Explanation:

▶▶— DSI - REVIEW LOCAL DSI PROCEDURE FOR— *main*—▶▶

DSI has been called on local processor *main*, and the operator is requested to review the local DSI procedure.

**System action:** DSI waits for operator response.

**Operator response:** Review any installation guidelines or procedures for dynamic system interchange. When this review is complete, enter the \*S,DSI command to continue, or the \*C,DSI command to end.

## Module:

Containing	Detecting	Issuing
IATDSI1	IATDSI1	IATDSI1

Routing Code: 2

Descriptor Code: 7

---

IAT0920

## Explanation:

▶▶—DSI— - CHECK GLOBAL DSI PROCEDURES FOR—*main*—▶▶

DSI has been called on global processor *main*, and the operator is requested to check the global DSI procedure.

**System action:** DSI waits for operator response.

**Operator response:** Review any installation guidelines for dynamic system interchange. When finished, enter \*S,DSI to continue or \*C,DSI to end DSI.

## Module:

Containing	Detecting	Issuing
IATDSI1	IATDSI1	IATDSI1

Routing Code: 2

Descriptor Code: 7

---

IAT0921

## Explanation:

▶▶— DSI - WARNING: SYSTEM— *mmmmmmmm*— HAS— *nnnnn*— ACTIVE NETSERV—   S  —▶▶

This message is issued during a DSI when both of the following conditions hold:

- At least one system in the complex (not necessarily the new global) is at a level lower than HJS7730.
- At least one Netserv is active. This message is issued once for every system that has an active Netserv.

In the message text:

## IAT0925 • IAT0927

mmmmmmmm

The system name containing active Netservs.

nnnnn

The number of Netservs on the indicated system.

**System action:** This message is highlighted along with message IAT0920, and the highlighting is removed when the \*S,DSI command is entered in response to IAT0920.

**Operator response:** If the new global is running at the HJS7730 level or higher, no action is necessary. If the new global is at a level below HJS730, you must stop all of the Netservs before continuing the DSI. If necessary, enter a \*C,DSI command and begin the DSI procedure later after canceling these Netservs.

**Module:**

Containing	Detecting	Issuing
IATDSI1	IATDSI1	IATDSI1

**Routing Code:** 2

**Descriptor Code:** 7

---

### IAT0925

**Explanation:**

▶▶— DSI - CANCELED FOR— *main*—▶▶

DSI has ended on system *main* because one of the following occurred:

- The operator entered \*CANCEL,DSI.
- The main processor control (MPC) table for the global could not be found.
- The MPC table for the main on which the \*X,DSI command was issued could not be found.
- There are no locals in the configuration.

**System action:** JES3 processing continues.

**Operator response:** None. This is an informational message.

**Module:**

Containing	Detecting	Issuing
IATDSI1	IATDSI1	IATDSI1

**Routing Code:** 10

**Descriptor Code:** 7

---

### IAT0927

**Explanation:**

▶▶—OLD GLOBAL—*globproc*—IS STILL ACTIVE—▶▶

This message is issued to indicate that a DSI has been initiated on a local processor, and that a global processor is still active and needs to be brought down.

In the message text:

*globproc* The name of the current global.

**Note:** This message may be issued more than once during a DSI. First, it is issued for the current global. If a previous DSI never completed, this message is issued for the global before the previous, incomplete, DSI.

**System action:** DSI continues. JES3 issues message IAT0910 next.

**Operator response:** None. This is an informational message.

**Module:**

**Containing**  
IATDSI1

**Detecting**  
IATDSI1

**Issuing**  
IATDSI1

**Routing Code:** 10

**Descriptor Code:** 7





---

## Chapter 3. Data Management Messages

---

IAT1005

**Explanation:**

▶— SPOOL PARTITION— *spart1*— IS FULL AND — OVERFLOWED INTO— *spart2* —————▶

JES3 has allocated all track groups in spool partition *spart1*; space is not available in any spool data set in that partition.

**System action:** All subsequent spool space allocation requests that specify spool partition *spart1* will be satisfied from partition *spart2* as long as space is available in *spart2* or until space is released in *spart1*.

**Operator response:** None. This is an informational message.

**Module:**

**Containing**  
IATDMGB

**Detecting**  
IATDMTK

**Issuing**  
IATDMGB

**Routing Code:** 10

**Descriptor Code:** 7

---

IAT1016

**Explanation:**

▶— SPOOL PARTITION— *spart*— HAS LESS THAN — *pp*— % SPACE REMAINING. SYSOUT BUFFER —————▶  
▶— PROCESSING SUSPENDED. —————▶

JES3 has allocated space down to the minimal spool space threshold for spool partition *spart*. Less than *pp*% of the total number of track groups in the partition is currently available.

**System action:** Spool partition *spart* does not allow overflow; therefore, JES3 suspends SYSOUT buffer processing for jobs requiring this partition or jobs that overflow into this partition until more space is available. If partition *spart* is the default partition, JES3 will not accept any new jobs (including an operator \*CALL command) until the condition is corrected.

**Operator response:** Inform your system programmer that spool partition *spart* has reached the minimal condition and that SYSOUT buffer processing is suspended.

**Programmer response:** To recover from this condition, several alternatives are available:

- Move a spool data set from another spool partition into the partition with the shortage condition. See *z/OS JES3 Commands* (the \*MODIFY,Q command) for more information on this alternative.
- Add a spool data set to the initialization stream and perform a warm start. See *z/OS JES3 Initialization and Tuning Guide* for more information on this alternative.
- Modify the partition to allow overflow from the partition into another partition which has available track groups. See the MODIFY command in *z/OS JES3 Commands* for more information on this alternative.
- Purge jobs which are using space within the partition, selectively or by using the \*MODIFY,U command. See *z/OS JES3 Commands* for more information.
- Modify the partition assignments for jobs (through main affinity), jobs classes, or mains. See *z/OS JES3 Commands* for more information.
- If the condition was caused by a runaway job, first cancel the job. To determine what jobs use the most spool space in a partition, issue the \*I Q,SP=*spart1*,U command. Then display the partition using the \*I Q,SP=*spart* command.

## IAT1017 • IAT1018

You can then temporarily lower the MIN value using the \*F Q,SP=spart,MIN=nn command. After the job is moved to Output Service or Purge, reenter the \*F Q,SP=spart,MIN=nn command specifying the original MIN value.

**Note:** Leaving the MIN value too low could impede your ability to restart the JES3 system, requiring a coldstart to recover.

### Module:

Containing	Detecting	Issuing
IATDMGB	IATDMTK	IATDMGB

**Routing Code:** 10

**Descriptor Code:** 7

---

### IAT1017

#### Explanation:

▶▶ IAT1017— SPOOL PARTITION— *spart*— HAS LESS THAN — *pp*— % SPACE REMAINING. JOB SELECTION —▶▶  
▶ HAS BEEN SUSPENDED. —▶▶

JES3 has allocated space down to the marginal spool space threshold for spool partition *spart*. Less than *pp*% of the total number of track groups in the partition is currently available.

**System action:** JES3 processing of work currently in progress continues; however, jobs which require space from this partition will not be initiated because spool partition *spart* does not allow overflow. When more than *pp*% of the space on this partition becomes available, JES3 will start to initiate job selection again.

**Operator response:** Inform you system programmer that this partition has reached the marginal threshold and that JES3 has suspended job selection.

**Programmer response:** To recover from this condition, several alternatives are available:

- Move a spool data set from another spool partition into the partition with the shortage condition. See *z/OS JES3 Commands* for more information on this alternative.
- Add a spool data set to the initialization stream and perform a warm start. See *z/OS JES3 Initialization and Tuning Guide* for more information on this alternative.
- Modify the partition to allow overflow from the partition into another partition which has available track groups. See the MODIFY command in *z/OS JES3 Commands* for more information on this alternative.
- Purge jobs which are using space within the partition, selectively or by using the \*MODIFY,U command.. See *z/OS JES3 Commands* for more information.
- Modify the partition assignments for jobs (through main affinity), jobs classes, or mains. See *z/OS JES3 Commands* for more information.

### Module:

Containing	Detecting	Issuing
IATDMGB	IATDMTK	IATDMGB

**Routing Code:** 10

**Descriptor Code:** 7

---

### IAT1018

#### Explanation:

▶▶ SPOOL PARTITION—*spart*—HAS LESS THAN— *pp*— % SPACE REMAINING—▶▶

JES3 has allocated space down to the minimal or marginal threshold for spool partition *spart*. Only *pp*% of the total

number of track groups in the partition is currently available. There is no immediate impact on the system because partition *spart* currently allows overflow into another partition.

**System action:** JES3 continues to allocate space from partition *spart*.

**Operator response:** None. This is an informational message.

**Module:**

Containing	Detecting	Issuing
IATDMGB	IATDMTK	IATDMGB

**Routing Code:** 10

**Descriptor Code:** 7

### IAT1050

**Explanation:**

▶▶—SPOOL PARTITION—*spart*—IS FULL AND IS—NOT PERMITTED TO OVERFLOW—————▶▶

JES3 has allocated all track groups in the indicated spool partition. Overflow from the partition is not allowed.

**System action:** All subsequent spool space allocation requests that specify the indicated partition will wait for track groups within the partition to become available. JES3 will not schedule any jobs that are waiting for execution using this partition. If space within this partition becomes available, this message is deleted from the JES3 action message queue.

**Operator response:** Inform your system programmer that partition *spart* is not allowed to overflow and that jobs requesting that partition will be forced to wait until space becomes available.

**Programmer response:** If you cannot afford to wait for space to become available, the following alternatives can be considered:

- Move a data set from another spool partition into the partition with the shortage condition. See *z/OS JES3 Commands* for more information on this alternative.
- Add a spool data set to the initialization stream and perform a warm start. See *z/OS JES3 Initialization and Tuning Guide* for more information on this alternative.
- Modify the partition to allow overflow from the partition into another partition which has available track groups. See the MODIFY command in *z/OS JES3 Commands* for more information on this alternative.
- Purge jobs which are using space within the partition. See *z/OS JES3 Commands* for more information.
- Use the \*MODIFY command to route jobs submitted on a main to another spool partition. See *z/OS JES3 Commands* for more information.

**Module:**

Containing	Detecting	Issuing
IATDMGB	IATDMTK	IATDMGB

**Routing Code:** 10

**Descriptor Code:** 7

### IAT1100

**Explanation:**

▶▶—\*\*\*\*\*>>>>WARNING<<<<\*\*\*\*\*—————▶▶

JES3 spool I/O did not end normally.

**System action:** This message is issued four times and then, message IAT1110 is issued.

## IAT1101 • IAT1102

**Operator response:** Following messages will direct operator action.

**Module:**

Containing	Detecting	Issuing
IATDMER	IOS	IATDMER

**Routing Code:** 42

**Descriptor Code:** 7,11

---

### IAT1101

**Explanation:**

▶▶—MINIMAL JSAM BUFFER CONDITION FOR FSS—*name*—ASID=—*nnnn*—▶▶

A minimal buffer condition for the specified CI FSS address space has been reached. *name* specifies the name of the CI FSS and *nnnn* specifies the address space id.

**System action:** If all JSAM buffers are used, JES3 could stop processing, otherwise JES3 processing continues. The message is deleted after enough JSAM buffers have been released to free a secondary buffer extent.

**Operator response:** Record the name of the CI FSS address space and notify the system programmer.

**Programmer response:** If a minimal JSAM buffer condition recurs, the JSAM buffer pool may need to be enlarged and the minimal threshold may need to be changed. Use the MINBUF parameter on the BUFFER statement to change the value JES3 uses to calculate the minimum number of free JSAM buffers. Use the PAGES parameter on the BUFFER statement to change the size of the JES3 buffer pool in the specified CI FSS address space. For additional information on the BUFFER statement seez/OS *JES3 Initialization and Tuning Reference*. See message IAT1103 for more information.

**Module:**

Containing	Detecting	Issuing
IATDMNC	IATDMNC	IATDMNC

**Routing Code:** 2

**Descriptor Code:** 2

---

### IAT1102

**Explanation:**

▶▶—NO AVAILABLE JSAM BUFFERS FOR—*variable text*—▶▶

A request was made for a JSAM buffer and failed because all buffers are currently in use. Depending on where the shortage occurred, *variable text* is one of the following:

- JES3 GLOBAL ADDRESS SPACE
- JES3 LOCAL ADDRESS SPACE
- FSS *name*, ASID=*nnnn*

**System action:** Processing continues. If a buffer becomes available, the message is deleted. If the condition is not relieved, the message is not deleted.

**Operator response:** Notify the system programmer about the shortage and where it occurred.

**Programmer response:** If the condition is not relieved, a JES3 hotstart or a hotstart with analysis might be required to rebuild the JSAM buffer pool. Check for a previous IAT1104 action message to obtain the names of the jobs that are using the most buffers. If the condition recurs, the buffer pool size might need to be increased. Enlarging the pool requires an initialization stream change and a hotstart with refresh or a warmstart. The PAGES= parameter on the buffer initialization statement controls the size of the pool.

**Module:**

Containing	Detecting	Issuing
IATDMGB	IATDMNC	IATDMGB

**Routing Code:** 10**Descriptor Code:** 7,11**IAT1103****Explanation:**

▶▶—MINIMAL JSAM BUFFER CONDITION FOR JES3—GLOBAL  
└──┬──  
LOCAL—ADDRESS SPACE—▶▶

Minimal buffer condition for the JES3 global address space or a JES3 local address space has been reached.

**System action:** If all JSAM buffers are used, JES3 could stop processing, otherwise JES3 processing continues. The message is deleted after enough JSAM buffers have been released to free a secondary buffer extent.

**Operator response:** Notify the system programmer. If this condition does not resolve itself and is allowed to continue, it is possible JES3 will exhaust all available JSAM buffers and issue message IAT1102. Therefore, try to quiesce certain JES3 functions (for example, shut down initiators) until the condition is relieved.

**System programmer response:** Use OPTION=JIO of dump core or take a system dump and use the IPCS command VERBX JES3 'OPTION=JIO' to determine which FCT is using JSAM buffers. If a minimal JSAM buffer condition reoccurs, the JSAM buffer pool may need to be enlarged and the minimal threshold may need to be changed. Use the MINBUF parameter on the BUFFER initialization statement to change the value JES3 uses to calculate the minimum number of free JSAM buffers. Use the PAGES parameter on the BUFFER initialization statement to change the size of the JES3 buffer pool in the specified address space. For additional information about the BUFFER initialization statement, see *z/OS JES3 Initialization and Tuning Reference*. Restart FSS.

**Module:**

Containing	Detecting	Issuing
IATDMNC	IATDMNC	IATDMNC

**Routing Code:** 2**Descriptor Code:** 2,7**IAT1104****Explanation:**

▶▶—BUFFER USAGE:—*jobid - nnnn jobid - nnnn jobid -- nnnn*—▶▶

This message is issued along with message IAT1103 when a minimal buffer condition for the JES3 global address space has been reached. It identifies the three jobs that account for the most JSAM buffers. This is an action message. If fewer than three jobs are found, the message displays fewer jobs. If a job owns more than 9999 buffers, JES3 displays 9999.

**Note:** If UNKNOWN is listed instead of a job identifier, this indicates that some buffers could not be associated with a particular job.

**System action:** JES3 processing continues. The message is deleted after enough JSAM buffers have been released to free a secondary buffer extent.

**Operator response:** Notify the system programmer. If this condition does not get relieved by itself and is allowed to continue, it is possible JES3 will exhaust all available JSAM buffers and issue message IAT1102. If appropriate, cancel jobs that are responsible for the buffer shortage.

## IAT1105 • IAT1106

**System programmer response:** Determine if any of the jobs listed in the message text should be canceled.

**Module:**

**Containing**  
IATDMNC

**Detecting**  
IATDMNC

**Issuing**  
IATDMNC

**Routing Code:** 2,10

**Descriptor Code:** 2,7

---

### IAT1105

**Explanation:**

▶▶— *nn%*— OF FILE DIRECTORY ENTRIES IN USE—▶▶

JES3 detected that *nn%* (80%, 85%, 90%, 95% or ALL) of the File Directory entries are in use. JES3 uses File Directory entries to keep track of opened multi-record files and access to some single record files.

**System action:** JES3 continues. This message is accompanied by non-action message IAT1106, which lists the three FCTs using the most File Directory entries.

**Operator response:** Determines if this is a problem and if necessary, take action to remove the source of the problem. For example, if a DSP is using the majority of FD entries, consider canceling it.

**System programmer response:** If a user DSP is the source of the problem, correct it. If the DSP is an IBM DSP, call IBM for support.

**Module:**

**Containing**  
IATDMNC

**Detecting**  
IATDMNC

**Issuing**  
IATDMNC

**Routing Code:** 2,10

**Descriptor Code:** 2,7

---

### IAT1106

**Explanation:**

▶▶— FILE DIRECTORY USAGE: — *dspname1 addinfo nnnn* —▶▶

▶— *dspname2 addinfo nnnn* — — *dspname3 addinfo nnnn*—▶

JES3 issues this message to accompany message IAT1105. It indicates the three FCTs that use the most File Directory entries and the number of them (*nnnn*). If fewer than three FCTs use File Directory entries, the message displays fewer FCTs. Each FCT is identified by a DSP name, and optionally, a GETUNIT DD name. If an FCT uses more than 9999 entries, JES3 displays the number 9999.

In the message text:

*dspnamen*

The DSP name of the FCT using the File Directory.

*addinfo* One of the following:

*(jname)*

A JNAME from the associated device.

*@aaaaaaaa*

The address of the associated FCT.

**System action:** JES3 continues.

**Operator response:** Determine if this is a problem and, if necessary, take action to remove the source of the problem. For example, if a DSP is using the majority of FD entries, consider canceling it.

**System programmer response:** If a user DSP is the source of the problem, correct it. If the DSP is an IBM DSP, call IBM for support.

**Module:**

Containing	Detecting	Issuing
IATDMNC	IATDMNC	IATDMNC

**Routing Code:** 2,10

**Descriptor Code:** 2,7

### IAT1110

**Explanation:**

▶▶—PROGRAM CHECK OR MACHINE CHECK OCCURRED—IN IOS FOR A JES3 SPOOL DEVICE—▶▶

JES3 spool I/O has ended because of a program or machine check. Part of the I/O for the request may be lost. Some JES3 and USAM functions may have issued an AWAIT macro to wait for a resource that is permanently unavailable.

**System action:** The JES3 I/O error recovery DSP forces a dump with a failsoft DM code of DM750. After the dump, JES3 tries to validate the I/O associated with the request. I/O is restarted if it is still valid.

**Operator response:** Submit the dump and the hard-copy message log to the system programmer for analysis. You may have to restart some JES3 functions and jobs.

**Programmer response:** Check the dump to determine the reason for the failure. See *z/OS JES3 Diagnosis Reference* for a description of DM750.

**Module:**

Containing	Detecting	Issuing
IATDMER	IOS	IATDMER

**Routing Code:** 42

**Descriptor Code:** 7,11

### IAT1130

**Explanation:**

▶▶—JES3 SPOOL I/O ERROR OUTPUT GENERATED—  
 DSP=*dspname*—(*jobid*—)  
 N/A  
 JOB—  
*jobname*—  
 N/A—  
*jobid*—  
 N/A—

An error occurred while JES3 was trying to read or write a record on a spool device. The I/O is associated with the specified job or with DSP *dspname*. When listed with DSP *jobid* is the job identifier (JOBnnnnn) of the DSP or of the job that the DSP was working with at the time of the error. N/A appears in the message text when information is not available at the time of the error. The IOERR DSP has generated output and JES3 will print that output when error recovery is complete.

**System action:** Spool I/O error recovery continues.

**Operator response:** Submit the IOERR output to the system programmer for analysis.

**Programmer response:** Check the IOERR output to determine the reason for the spool I/O error.

## IAT1140 • IAT1141

### Module:

Containing  
IATDMER

Detecting  
IATDMER

Issuing  
IATDMER

Routing Code: 42

Descriptor Code: 7,11

---

### IAT1140

#### Explanation:

▶▶—JES3 SPOOL I/O ERROR ON DDNAME=*—ddn—*,CYL=*—cyl—*,TRK=*—trk—* DSP=*—dspname—*(*—jobid—*)  
JOB *—jobname—* *—jobid—*  
N/A N/A N/A N/A

▶—TYPE=*—SRF—*,*—main—*  
*—MRF—*  
*—USAM—*  
*—N/A—*

An error occurred while JES3 was trying to read or write on a spool device. *ddn* indicates the ddname with which the spool data set is associated. *cyl* (cylinder) and *trk* (track) identify the physical location of the error on the spool device.

The I/O is associated with the specified job or with DSP *dspname*. When listed with DSP, *jobid* is the job identifier (JOBnnnnn) of the DSP or of the job that the DSP was working with at the time of the error.

N/A appears in the message text when information is not available at the time of the error.

The TYPE field indicates the type of JES3 spool I/O that was in progress at the time of the error. *main* indicates the main that was using the spool device.

**System action:** Spool I/O error recovery continues.

**Operator response:** Record the ddname, cylinder and track information from the message and give this information to the system programmer.

**Programmer response:** If the error occurs on any ddname other than JES3JCT, prepare a BADTRACK initialization statement from the information supplied and include it in the JES3 initialization stream on the next warm or cold start.

If you receive persistent or multiple errors on the JES3JCT, create a new JES3JCT and perform a cold start.

### Module:

Containing  
IATDMER

Detecting  
IATDMER

Issuing  
IATDMER

Routing Code: 10

Descriptor Code: 7

---

### IAT1141

#### Explanation:

▶▶—NO RECORD FOUND ON DDNAME=*—ddn—*,CYL=*—cyl—*,TRK=*—trk—*,REC=*—rec—*

JES3 attempted to access a record on a spool volume, but could not find the record. Possibly, the spool volume was



not formatted correctly or was not formatted at all. The cylinder, track, and record identify the physical location of the record.

This message is always preceded by message IAT1140.

In the message text:

*ddn* Indicates the ddname with which the spool data set is associated.

*cyl* The cylinder on which the record is located.

*trk* The track on which the record is located.

*rec* The record.

**System action:** Spool input/output (I/O) recovery continues.

**Operator response:** Record the ddname, cylinder, track, and record information and give this information to the system programmer.

**System programmer response:** If this message is issued for several records on the same spool volume, inspect the data on the track. If the records do not appear, this could indicate that the track has been erased. Drain the spool volume and reformat the extent.

By issuing the \*INQUIRY,Q,BT command, determine if JES3 automatically added a BADTRACK statement. If a BADTRACK statement was not added, add one to the initialization deck on the next warm or cold start.

**Module:**

**Containing**

IATDMER

**Detecting**

IATDMER

**Issuing**

IATDMER

**Routing Code:** 10

**Descriptor Code:** 7

## IAT1145

**Explanation:**

▶▶—ENTRY ADDED TO BADTRACK TABLE:—DDNAME=—*ddn*—,CYL=—*cyl*—,TRK=—*trk*—▶▶

An I/O error occurred while JES3 was trying to write to the indicated track address on the spool device. The BADTRACK \*MODIFY command (\*F Q,DD=*ddn*,CYL=*cyl*,TRK=*trk*) was entered.

In the message text, *ddn* indicates the ddname with which the spool data set is associated.

**System action:** JES3 dynamically adds an entry to the BADTRACK checkpoint record that describes the identified track. JES3 will not allocate space on that track until the next warm or cold start is performed. This message is preceded by IAT1140, which provides more information about the write error.

**Operator response:** Record the ddname, cylinder and track information from the message and give this information to the system programmer.

**Programmer response:** Add a BADTRACK statement to the JES3 initialization stream before the next warm or cold start. If you do not update your initialization stream, you may lose jobs and data because of intermittent spool I/O errors. If you want to know more about the error, enter the \*INQUIRY,Q,BT operator command.

**Module:**

**Containing**

IATDMTK

**Detecting**

IATDMER

IATMOSP

**Issuing**

IATDMTK

**Routing Code:** 10

**Descriptor Code:** 7

## IAT1146

---

### IAT1146

#### Explanation:

►►—CHKPT—READ—WRITE—ERROR — *rc*— BADTRACK ENTRY LOST: \_\_\_\_\_  
►►—DDNAME= *ddn*—,CYL= *cyl*—,TRK= *trk*—

An error occurred while JES3 was trying to checkpoint the JES3 BADTRACK table. READ indicates that JES3 was unable to read the BADTRACK checkpoint record. WRITE indicates that JES3 successfully read and updated the record but could not write the updated record back to the spool.

This message is always preceded by message IAT1140.

In the message text:

*rc*      The return code from the IATXCKPT macro.  
*ddn*      Indicates the ddname with which the spool data set is associated.  
*cyl*      The cylinder on which the record is located.  
*trk*      The track on which the record is located.

**System action:** For a WRITE error, JES3 updates the resident BADTRACK table to describe the indicated spool track. However, the BADTRACK table on the spool does not reflect the bad spool track.

For a READ error, JES3 continues processing.

**Operator response:** Inform your system programmer and provide the return code, ddname, and physical address of the track.

**Programmer response:** The return codes from the IATXCKPT TYPE=READ macro are:

#### Return Code

##### Reason

- |    |  |
|----|--|
| 4  | The request could not be performed because another JES3 function is currently using the checkpoint capability.   |
| 8  | The checkpoint record name is incorrect.   |
| 12 | JES3 could not find the checkpoint record.   |
| 16 | The record exists, but JES3 could not read it in because there is insufficient virtual storage.  |
| 20 | JES3 could not read the record because it contained a bad segment.   |
| 24 | JES3 could not read the record because a permanent I/O error occurred.   |
| 28 | JES3 read in a down-level copy of the requested checkpoint record. A current copy exists but it is incorrect or an I/O error occurred while trying to read it. |

The return codes from the IATXCKPT TYPE=WRITE macro are:

#### Return Code

##### Reason

- |    |  |
|----|--|
| 4  | The request could not be performed because another JES3 function is currently using the checkpoint function.   |
| 8  | The checkpoint record name is incorrect.   |
| 12 | JES3 could not write the record because of insufficient space in the data set. A previous level of the record does not exist in the data set.            |
| 16 | JES3 could not write the record because of insufficient space in the data set. A previous level of the record exist in the data set but was not altered. |
| 20 | JES3 could not write the record because of insufficient space in the data set. A previous level of the record was destroyed in the process.              |

- 24 JES3 was unable to write the record because of a permanent I/O error.
- 28 JES3 was unable to write the record because of an error that occurred in updating the track maps in the checkpoint data set.

The return codes provide an explanation of what happened. In order to avoid any problems as a result of the mismatch of BADTRACK tables, you should add a BADTRACK statement to the JES3 initialization stream and perform a warm start as soon as possible.

**Module:**

Containing	Detecting	Issuing
IATDMTK	IATGRCK	IATDMTK

**Routing Code:** 10

**Descriptor Code:** 7

**IAT1147**

**Explanation:**

▶▶—DOWNLEVEL CHKPT RECORD BEING USED, SOME—BADTRACK DATA MAY BE LOST—▶▶

An error occurred while JES3 was trying to write an entry in the BADTRACK checkpoint record. This message is preceded by messages IAT1140 and IAT1146 which identify the specific error.

**System action:** JES3 continues BADTRACK checkpoint record processing with the down-level checkpoint record on the spool.

**Operator response:** Notify the system programmer that the down-level version of the BADTRACK table is being used.

**Programmer response:** Add a BADTRACK statement to the JES3 initialization stream and perform a warm start as soon as possible.

**Module:**

Containing	Detecting	Issuing
IATDMTK	IATDMTK	IATDMTK

**Routing Code:** 10

**Descriptor Code:** 7

**IAT1200**

**Explanation:**

▶▶—*msgid—msgtext*—▶▶

The encapsulated message, originally destined for the JESYSMSG data set, has been redirected to the JESMSGLG data set. This occurs when JESYSMSG has been made permanently unavailable for one of the following reasons:

- An MVS CANCEL command was issued for the job while one of its tasks was waiting for the JESYSMSG data set to be spun off.
- The job step timer expired while one of its tasks was waiting for the JESYSMSG data set to be spun off.
- The job step wait time limit was exceeded while one of its tasks was waiting for the JESYSMSG data set to be spun off.

**System action:** The JESYSMSG messages are redirected to the JESMSGLG data set.

**Operator response:** None. This is an informational message.

## IAT1500 • IAT1502

### Module:

**Containing**  
IATDMDM

**Detecting**  
IATDMDM

**Issuing**  
IATDMDM

**Routing Code:** N/A

**Descriptor Code:** N/A

---

### IAT1500

#### Explanation:

▶▶—INVALID DATA MANAGEMENT CONTROL BLOCK—▶▶

A control block necessary for servicing a data management request is not valid.

**System action:** The job ends with a system completion code of X'1FB'; a dump is taken.

**Operator response:** None. This is an informational message.

### Module:

**Containing**  
IATDMDM

**Detecting**  
IATDMDM

**Issuing**  
IATDMDM

**Routing Code:** 11

**Descriptor Code:** 6

---

### IAT1501

#### Explanation:

▶▶—NO BUFFERS AVAILABLE FOR ALLOCATION—▶▶

No more user memory buffers are available with which to service a PUT request.

**System action:** The job ends with a system completion code of X'1FB'; a dump is taken.

**Operator response:** Resubmit the job.

### Module:

**Containing**  
IATDMGB

**Detecting**  
IATDMEBS, IATDMEB2, IATDMEB3

**Issuing**  
IATDMDM

**Routing Code:** 11

**Descriptor Code:** 6

---

### IAT1502

#### Explanation:

▶▶—PREMATURE EOD ENCOUNTERED—FOR JOB—(—*jobid*—)—▶▶

An end-of-data condition was encountered while reading the next data buffer during a GET request for the BDT. The validation field of the buffer does not match the validation field of the data set being processed. If a warm or hot start was just performed, this message indicates the normal end of a SYSOUT data set which was active when JES3 was restarted.

**System action:** JES3 returns a normal end-of-data return code to the BDT.

**Operator response:** None. This is an informational message.

**Module:**

Containing	Detecting	Issuing
IATDMDM	IATDMDM	IATDMDM

**Routing Code:** 2

**Descriptor Code:** 7

## IAT1600

**Explanation:**

```

▶▶—JOB—jobname—(—jobid—)——
      |
      |—— LINES—— EXCEEDED——▶▶
      |
      |—— CARDS——
      |
      |—— BY—— nnn——
      |
      |—— BYTES——
      |
      |—— nnnK——
      |
      |—— PAGES——
  
```

The indicated job limits the output as specified in the CARDS= , LINES= , BYTES= or PAGES= parameters on the STANDARDS initialization statement, or as specified on the JOB or MAIN statement. When a number is followed by the letter K, the number is a multiple of 1000.

This message is issued when you specify CANCEL, DUMP, or WARNING on the STANDARDS initialization statement. BY *nnn* or BY *nnnK* appears only if you specify WARNING on the STANDARDS initialization statement and the message has already been issued. You can override the specifications on the STANDARDS initialization statement using the `//*MAIN` statement.

**System action:** Processing continues.

**Operator response:** None. This is an informational message.

**Module:**

Containing	Detecting	Issuing
IATDMEBS, IATDMEB2, IATDMEB3	IATDMEBS, IATDMEB2, IATDMEB3	IATDMEBS, IATDMEB2, IATDMEB3

**Routing Code:** 2,11

**Descriptor Code:** 7

## IAT1601

**Explanation:**

```

▶▶—DATA SET CLOSED— - DSS AND DSB NOT AVAILABLE——▶▶
  
```

A USAM request could not be serviced because the DSB and DSS control blocks were not available, indicating that the data set had already been closed.

**System action:** The step ends with a system completion code of X'1FB'.

**Operator response:** Notify the system programmer.

**Programmer response:** See *z/OS MVS System Codes* for an explanation of the X'1FB' system completion code.

**Module:**

Containing	Detecting	Issuing
IATDMEBS, IATDMEB2, IATDMEB3	IATDMEBS, IATDMEB2, IATDMEB3	IATDMEBS, IATDMEB2, IATDMEB3

**Routing Code:** 11

**Descriptor Code:** 7

## IAT1602 • IAT1604

---

### IAT1602

#### Explanation:

▶▶—INVALID CONTROL BLOCK—▶▶

One of the following control blocks was incorrect when passed to IATDMEBS, IATDMEB2 or IATDMEB3 to service a USAM request: IATYDAT, IATYDMC, IATYDSB, or IATYDSS.

**System action:** The step ends with a system completion code of X'1FB'.

**Operator response:** Notify the system programmer.

**Programmer response:** See *z/OS MVS System Codes* for an explanation of the X'1FB' system completion code.

#### Module:

Containing	Detecting	Issuing
IATSIAD	IATDMEBS, IATDMEB2, IATDMEB3	IATSIAD

**Routing Code:** 2,11

**Descriptor Code:** 7

---

### IAT1603

#### Explanation:

▶▶—INVALID FUNCTION CODE—▶▶

IATDMEBS, IATDMEB2 or IATDMEB3 did not recognize the function to be performed.

**System action:** The step ends with a system completion code of X'1FB'.

**Operator response:** Notify the system programmer.

**Programmer response:** See *z/OS MVS System Codes* for an explanation of the X'1FB' system completion code.

#### Module:

Containing	Detecting	Issuing
IATSIAD	IATDMEBS, IATDMEB2, IATDMEB3	IATSIAD

**Routing Code:** 2,11

**Descriptor Code:** 7

---

### IAT1604

#### Explanation:

▶▶—ERROR FROM READ OPERATION—▶▶

IATDMEBS, IATDMEB2 or IATDMEB3 initiated a READ macro I/O operation but encountered an error condition which prevented I/O completion.

**System action:** The step ends with a system completion code of X'1FB'.

**Operator response:** Notify the system programmer.

**Programmer response:** See *z/OS MVS System Codes* for an explanation of the X'1FB' system completion code.

#### Module:

<b>Containing</b>	<b>Detecting</b>	<b>Issuing</b>
IATSIAD	IATDMEBS, IATDMEB2, IATDMEB3	IATSIAD

**Routing Code:** 2,11

**Descriptor Code:** 7

#### IAT1605

**Explanation:**

▶▶—ERROR FROM WRITE OPERATION—▶▶

IATDMEBS, IATDMEB2 or IATDMEB3 initiated a WRITE macro I/O operation but encountered an error condition which prevented I/O completion.

**System action:** The step ends with a system completion code of X'1FB'.

**Operator response:** Notify the system programmer.

**Programmer response:** See *z/OS MVS System Codes* for an explanation of the X'1FB' system completion code.

**Module:**

<b>Containing</b>	<b>Detecting</b>	<b>Issuing</b>
IATSIAD	IATDMEBS, IATDMEB2, IATDMEB3	IATSIAD

**Routing Code:** 2,11

**Descriptor Code:** 7

#### IAT1606

**Explanation:**

▶▶—BUFFER ADDRESS NOT WITHIN ADDRESS RANGE—▶▶

An unprotected buffer address into which IATDMEBS, IATDMEB2 or IATDMEB3 was to move data was not within the valid address range for that data set.

**System action:** The data is not moved, and the step ends with a system completion code of X'1FB'.

**Operator response:** Notify the system programmer.

**Programmer response:** See *z/OS MVS System Codes* for an explanation of the X'1FB' system completion code.

**Module:**

<b>Containing</b>	<b>Detecting</b>	<b>Issuing</b>
IATSIAD	IATDMEBS, IATDMEB2, IATDMEB3	IATSIAD

**Routing Code:** 2,11

**Descriptor Code:** 7

#### IAT1607

**Explanation:**

▶▶—NO USER-MEMORY UNPROTECTED BUFFERS—AVAILABLE FOR ALLOCATION—▶▶

An unprotected buffer was needed to perform a USAM function, but none could be allocated. IATDMEBS, IATDMEB2 or IATDMEB3 could not perform the requested service.

## IAT1609 • IAT1610

**System action:** The step ends with a system completion code of X'1FB'.

**Operator response:** Notify the system programmer.

**Programmer response:** See *z/OS MVS System Codes* for an explanation of the X'1FB' system completion code.

**Module:**

Containing	Detecting	Issuing
IATSIAD	IATDMEBS, IATDMEB2, IATDMEB3	IATSIAD

**Routing Code:** 2,11

**Descriptor Code:** 7

---

### IAT1609

**Explanation:**

▶▶—DATA MANAGEMENT/SSI FUNCTION—ALREADY IN A WAIT FOR I/O OUTSTANDING—▶▶

To ensure that I/O was quiesced before another I/O request is initiated, IATDMEBS, IATDMEB2 or IATDMEB3 issued a WAIT macro instruction, but a subsystem interface or a data management request was currently waiting.

**System action:** The step ends with a system completion code of X'1FB'.

**Operator response:** Notify the system programmer.

**Programmer response:** See *z/OS MVS System Codes* for an explanation of the X'1FB' system completion code.

**Module:**

Containing	Detecting	Issuing
IATSIAD	IATDMEBS, IATDMEB2, IATDMEB3	IATSIAD

**Routing Code:** 2,11

**Descriptor Code:** 7

---

### IAT1610

**Explanation:**

▶▶—ERROR IN JDS ACCESS—DURING ENDREQ PROCESSING—▶▶

While attempting to communicate with IATDMJA to service an ENDREQ request, IATDMEBS, IATDMEB2 or IATDMEB3 encountered an error in trying to access the JDS entry for the data set.

**System action:** IATDMEBS, IATDMEB2 or IATDMEB3 ends the user request with a system completion code of X'1FB'.

**Operator response:** None. This is an informational message.

**Programmer response:** See *z/OS MVS System Codes* for an explanation of the X'1FB' system completion code.

**Module:**

Containing	Detecting	Issuing
IATSIAD	IATDMEBS, IATDMEB2, IATDMEB3	IATSIAD

**Routing Code:** 2,11

**Descriptor Code:** 7

---



---

**IAT1611****Explanation:**

▶▶—JES3 SSVT INVALID—▶▶

A USAM request could not be completed because the JES3 SSVT was incorrect or could not be found.

**System action:** IATDMEBS, IATDMEB2 or IATDMEB3 ends the request with a system completion code of X'1FB'.

**Operator response:** Notify the system programmer.

**Programmer response:** See *z/OS MVS System Codes* for an explanation of the X'1FB' system completion code.

**Module:**

Containing	Detecting	Issuing
IATDMEBS, IATDMEB2, IATDMEB3	IATDMEBS, IATDMEB2, IATDMEB3	IATDMEBS, IATDMEB2, IATDMEB3

**Routing Code:** 2

**Descriptor Code:** 7

---

**IAT1612****Explanation:**

▶▶—UNABLE TO ALLOCATE SYSOUT CLASS—X'nn'—▶▶

JES3 received a request to allocate a SYSOUT class that is not alphabetic (A-Z) or numeric (0-9). The requested class is displayed in hexadecimal within the message.

**System action:** The job ends with a system completion code of X'1FB'. The system dumps.

**Operator response:** Notify the system programmer.

**System programmer response:** Examine the IEFJSSOB and IEFSSAL data areas in the dump to determine the source of the incorrect SYSOUT class. See *z/OS MVS System Codes* for an explanation of the X'1FB' system completion code.

**Module:**

Containing	Detecting	Issuing
IATSIAD	IATSIAD	IATSIAD

**Routing Code:** 2,11

**Descriptor Code:** –

---

**IAT1613****Explanation:**

▶▶—JOB—*jobname* (*jobid*)—SYSTEM MESSAGE COUNT IS—*n,nnn,nnn*—▶▶

The number of lines that the job has written to the system message data set either explicitly (through the use of the WTO macro with routing code 11) or implicitly (through system action) has exceeded the SYSLINES limit specified on the STANDARDS initialization statement.

In the message text:

*jobname* The job name.

*jobid* The job identifier.

## IAT1614

*n,nnn,nnn*

Specifies the current number of lines written to the system message data set. If ">10M" is displayed, the number is larger than 9,999,999.

**System action:** JES3 processing continues. This message will be repeated when the number of lines written to the system message data set exceeds a certain percentage of the original number of lines. This percentage is defined on the SYSLINES parameter of the STANDARDS statement.

**Operator response:** If the message appears infrequently for a job, this may be a normal condition (for example, a long running started task that issues messages at a reasonable pace).

If the message appears frequently, the job or started task might be producing system messages in a loop. A loop can lead to loss of available spool space and/or staging areas if left uncorrected for an extended period of time.

Determine whether the job indicated in the message should be canceled.

**System programmer response:** If the message appears frequently for a normal condition, examine the SYSLINES parameter on the STANDARDS initialization statement. It may be necessary to increase the limit and/or percentage interval during the next warm start, cold start, or hot start with refresh.

### Module:

Containing	Detecting	Issuing
IATDMEBS, IATDMEB2, IATDMEB3	IATDMEBS, IATDMEB2, IATDMEB3	IATDMEBS, IATDMEB2, IATDMEB3

**Routing Code:** 2,11

**Descriptor Code:** 7

---

## IAT1614

### Explanation:

▶▶—SUBMIT FAILED FOR STARTED TASK—xxxxxxx—REASON=—yy—▶▶

A severe error occurred while JES3 was processing a started task or TSO logon request from Started Task Control. In the message text:

xxxxxxx

The name of the started task or TSO logon.

yy

The reason for the failure

01 A GETMAIN request terminated abnormally while JES3 was processing a PUT request.

02 The job stream contains more statements than JES3 can process.

03 A GETMAIN request terminated abnormally while JES3 was processing an ENDREQ request.

**System action:** The started task or TSO logon is not submitted for execution. For reason codes 01 and 03, the job is terminated with a completion code of 1FB and a dump is taken. For reason code 02, an error return code is passed back to Started Task Control.

**Operator response:** Notify the system programmer.

**System programmer response:** For reason code 02, modify the JCL stream to contain no more than 700 records.

### Module:

Containing	Detecting	Issuing
IATDMDM	IATDMDM	IATDMDM

**Routing Code:** 2

**Descriptor Code:** —

---

**IAT1800****Explanation:**

▶▶—JOB TERMINATED BY FUNCTIONAL—RECOVERY ROUTINE—▶▶

A software or hardware error occurred while trying to open a SYSOUT data set.

**System action:** The job running at the time of the error ends with a system completion code of X'1FB'.

**Operator response:** Resubmit the job.

**Module:**

Containing	Detecting	Issuing
IATSIAD	IATDMFR	IATSIAD

**Routing Code:** 2,11

**Descriptor Code:** 7

---

**IAT1801****Explanation:**

▶▶—ERROR IN IATDMDTT - IATYISR OR—IATYDMC POSSIBLY LOST—▶▶

A software or hardware error caused the JES3 channel end routine to abend. The functional recovery routine was unable to recover from the error. An input/output service block (IOSB), service request block (SRB), or a data management control block (IATYDMC) was possibly destroyed.

**System action:** A SVC dump of the system is taken. If a SYS1.DUMPXX is not defined, the information is printed. The information may be recorded in SYS1.LOGREC.

**Operator response:** Notify the system programmer.

**Module:**

Containing	Detecting	Issuing
IATDMFR	IATDMFR	IATDMFR

**Routing Code:** Note 19

**Descriptor Code:** -

---

**IAT1802****Explanation:**

▶▶—ERROR IN IATDMEBS, IATDMEB2 or IATDMEB3 —  
└─DSS─┐ INVALID  
└─DSB─┐

The user channel end routine encountered a hardware or software error. It was unable to determine the task control block (TCB) running at the time of failure because the IATYDSB or IATYDSS control block was incorrect.

**System action:** A SVC dump of the system is taken. If a SYS1.DUMPXX is not defined, the information is printed. The information may be recorded in SYS1.LOGREC.

**Operator response:** If the job abends, resubmit the job.

**Module:**

Containing	Detecting	Issuing
IATDMFR	IATDMFR	IATDMFR

## IAT1803 • IAT1804

**Routing Code:** Note 19

**Descriptor Code:** –

---

### IAT1803

**Explanation:**

▶▶—CROSS MEMORY MOVE FAILED IN MODULE—IATDMEBS, IATDMEB2 or IATDMEB3—▶▶

The IATXMVXM macro was unsuccessful.

**System action:** JES3 fails the job with a system completion code of X'1FB'.

**Programmer response:** Analyze SYS1.LOGREC file.

**Module:**

Containing	Detecting	Issuing
IATSIAD	IATDMFR	IATSIAD

**Routing Code:** 2,11

**Descriptor Code:** 7

---

### IAT1804

**Explanation:**

▶▶—ERROR IN IATDMIT ACCESSING—THE JCT DATA SPACE—▶▶

An attempt was made to access the JCT data space using the JES3 I/O termination routine.

**System action:** The JCT data space function is disabled. JES3 continues processing.

**Operator response:** Notify the system programmer. Once the problem is fixed, hotstart JES3 to create the data space.

**Programmer response:** Check the system dump to determine the cause of failure.

**Module:**

Containing	Detecting	Issuing
IATDMFR	IATDMFR	IATDMFR

**Routing Code:** Note 19

**Descriptor Code:** –

---

## Chapter 4. Main Service Messages

---

### IAT2000

#### Explanation:

▶▶ JOB— *jobname (jobid)*— SELECTED— *main*— 

SRVCLASS=— <i>srvclass</i>
GRP=— <i>grp</i>

NET-ID=— <i>djnet</i>
-----------------------

 ▶▶

The specified job is scheduled to run on the main in the indicated group for JES3-managed initiators or in the indicated service class for WLM-managed initiators. If the job belongs to a DJC net, the name of the DJC net *djnet* is given.

**System action:** Processing continues.

**Operator response:** None. This is an informational message.

#### Module:

Containing	Detecting	Issuing
IATSIJS	IATSIJS	IATSIJS

**Routing Code:** Note 17

**Descriptor Code:** 7

---

### IAT2001

#### Explanation:

▶▶ OS MVS WAITING FOR WORK — *main*— ▶▶

There are no jobs active (executing) on the specified main.

**System action:** Processing continues on all other mains. The specified main is idle.

**Operator response:** None. This is an informational message.

#### Module:

Containing	Detecting	Issuing
IATMSMC	IATMSMC	IATMSMC

**Routing Code:** Note 17

**Descriptor Code:** 7

---

### IAT2002

#### Explanation:

▶▶ LSTOR=nnn— ALLOC=nnn— AVAIL=nnn— *main*— ▶▶

Logical storage availability changes dynamically as jobs are selected, processed, and ended. This message provides the current status as a result of job status changes. LSTOR is the amount of logical storage currently assigned to main (in thousands of bytes); ALLOC is the amount of logical storage in use (in thousands of bytes); and AVAIL is the amount of logical storage available (in thousands of bytes).

**System action:** Processing continues.

**Operator response:** None. This is an informational message.

## IAT2003 • IAT2004

### Module:

**Containing**  
IATMSMS

**Detecting**  
IATMSMS

**Issuing**  
IATMSMS

**Routing Code:** 128

**Descriptor Code:** 7

---

### IAT2003

#### Explanation:

▶▶— MPAINIT=nnn— DI=nnn— AI=nnn— PI=nnn— UI=nnn— GRP=group— - *main*—▶▶

Initiator availability changes dynamically as initiators are started and ended. This message provides the current status. MPAINIT is the total count of initiators allocated to main. Of these, DI is the current number of dedicated initiators; AI is the current number of initiators started; PI is the current number of pending initiators; and UI is the current number of initiators with jobs in execution.

**System action:** Processing continues.

**Operator response:** None. This is an informational message.

### Module:

**Containing**  
IATMSJT

**Detecting**  
IATMSJT

**Issuing**  
IATMSJT

**Routing Code:** 128

**Descriptor Code:** 7

---

### IAT2004

#### Explanation:

▶▶— GMS ERROR—*text*—

RECOVERABLE
NON RECOVERABLE
JOB CANCELED

—*text*—▶▶

A significant error has been detected by GMS validity checking routines. Possible message texts and explanations are:

#### **INVALID S.A. ID**

the staging area ID field is incorrect

#### **INVALID JSQ ID**

the job select queue ID field is incorrect

#### **INVALID JSQ POST**

the bit configuration of JSQ post is incorrect

#### **JOBSEL GROUP=*group* NOT FOUND**

a normal job selection contains an incorrect name

#### **GROUP HAS NO EXRESC**

no execution resource entry exists for group

#### **COUNTER LT ZERO**

GMS attempted to decrement a counter below zero

#### **MPC NOT IN MLBCB**

the MLBCB has no entry for the specified main

#### **BAD MAIN FCT CHAIN**

the main FCT chain has been incorrectly modified by GMS

**EOJ NOT ON MPRQONMN**

an EOJ JSQ was received for a job not on the MPRQONMN chain

**INVALID RQGRPSEQ**

the group sequence number in the RESQ entry is incorrect

**JOB *jobname (jobid)* - RAB DESTROY**

an error return code was received from RAB DESTROY

**JOB *jobname (jobid)* - RAB CREATE**

an error return code was received from RAB CREATE

**EXRESC HAS NO GROUP**

the execution resource entry has no group

**INVALID LSTOR MOD**

GMS attempted to decrement the allocated LSTOR below zero

**JOB *jobname (jobid)* - JMR READ**

an error return was taken on a JESREAD macro while JES3 was reading a JMR

**JOB *jobname (jobid)* - JDAB READ**

an error return was taken on a JESREAD macro while JES3 was reading a JDAB

**JOB *jobname (jobid)* - JESMSG ERR**

an error return called was received from the JESMSGGLG macro.

**JOB *jobname (jobid)* - NO FSS TAB**

the specified job has just ended. The job is marked as a functional subsystem (FSS) job (the demand-select job created to run an FSS address space), but there is no matching FSS table entry.

**System action:** If the error is described as RECOVERABLE, GMS has attempted to purge or reconfigure incorrect data areas and will attempt to continue normal operation. If the error is described as NON-RECOVERABLE, the error disrupts operations and cannot be corrected. JES3 job selection for the main is ended (GMS enters a permanent AWAIT). If the error is described as JOB CANCELED, JES3 cancels the job and allows GMS to continue job selection for this main.

**Operator response:** On an unrecoverable error, restart the JES3 system as soon as possible to allow scheduling of jobs to the specified main. If the job has been canceled, resubmit at a later time.

**Problem determination:** See Table III, items 2 and 12.

**Module:**

Containing	Detecting	Issuing
IATMSMS	IATMSMS	IATMSMS
IATMSJT	IATMSJT	IATMSJT

**Routing Code:** Note 17

**Descriptor Code:** 7

**IAT2006****Explanation:**

During connect processing for the specified main, one of the following occurred:

- An IPL was performed on the specified main and the specified job is a demand-select job for that main.
- A RESQUEUE entry with the status of ON MAIN was found for the specified job, but the job was not shown in the restart connect record. This is normal processing for jobs that were active on a main when the main was undergoing an IPL.

## IAT2007 • IAT2008

- The specified job was selected by an initiator. The initiator ended, possibly in the job-select-subsystem-interface routine.

**System action:** The job is processed using its specified JES3 failure option as indicated by the STANDARDS initialization statement and FAILURE= keyword.

**Operator response:** None. This is an informational message.

**Module:**

Containing	Detecting	Issuing
IATGRWM	IATGRWM	IATGRWM
IATMSJT	IATMSJT	IATMSJT

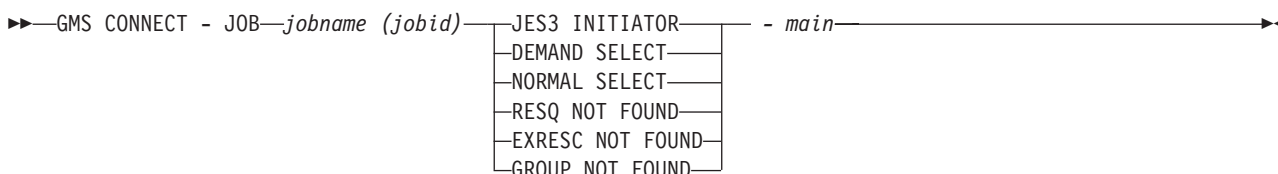
**Routing Code:** Note 17

**Descriptor Code:** 7

---

### IAT2007

**Explanation:**



The specified job was contained in the restart connect record for the specified main. The type of job is as indicated.

**System action:** Processing continues.

**Operator response:** None. This is an informational message.

**Module:**

Containing	Detecting	Issuing
IATMSMC	IATMSMC	IATMSMC

**Routing Code:** Note 17

**Descriptor Code:** 7

---

### IAT2008

**Explanation:**



A START command failed on the specified main. JES3 was notified of this using the subsystem interface by message IEA890I. Possible reasons for the failure are insufficient storage defined to MVS or insufficient paging space. It is possible that one or more groups may lose initiators because of the command failure. It is necessary to reconnect or to repeat the IPL of the main to reuse these initiators.

**System action:** The maximum number of initiators JES3 will start on the main is set to *nnn*.

**Operator response:** Determine or modify the maximum initiator value with an \*INQUIRY,G,*main*,S,MAXI or \*MODIFY,G,*main*,S,MAXI,*nnn* command. These commands are not valid until the maximum initiator value has been set. See *z/OS JES3 Commands* for more information. Reconnect the main by issuing an \*S,*main*,connect command to validate GMS counters.

**Module:**



**Containing**  
IATMSMS  
IATMSMS

**Detecting**  
IATSICF  
IATCNSV

**Issuing**  
IATMSMS  
IATMSMS

**Routing Code:** Note 17

**Descriptor Code:** 7

#### IAT2009

##### Explanation:

▶▶—JOB—*jobname (jobid)*—CANCELLED, TERMINATED BY END OF MEMORY—▶▶

The specified job was selected by an initiator whose address space has ended.

**System action:** The job is canceled.

**Operator response:** Notify the system programmer.

**Programmer response:** Resubmit the job.

##### Module:

**Containing**  
IATMSMS  
IATMSMS

**Detecting**  
IATSIEM  
IATMSMS

**Issuing**  
IATMSMS  
IATMSMS

**Routing Code:** Note 17

**Descriptor Code:** 7

#### IAT2010

##### Explanation:

▶▶—WLM SUBTASK HAS FAILED—▶▶

The JES3 WLM subtask has unexpectedly terminated.

**System action:** JES3 continues processing but without the WLM subtask. The WLM subtask provides information to WLM so that it can adjust the number of WLM initiators selecting work for a service class. Without the WLM subtask, this information is no longer provided to WLM. As a result, the system may show service classes with too many initiators being started, other service classes with no initiators being started, or not enough initiators being started.

**Operator response:** Contact the system programmer.

**Programmer response:** Examine the dump that was taken. Try to determine the cause of the subtask failure. Contact the IBM Support Center. If the message was issued on a local processor, the WLM subtask function can be reactivated by performing a JES3 local start.

If the message was issued on the global processor, the WLM subtask function can be reactivated by performing a JES3 hot start.

##### Module:

**Containing**  
IATWLSRR

**Detecting**  
IATWLSRR

**Issuing**  
IATWLSRR

**Routing Code:** 1

**Descriptor Code:** 11

## IAT2011 • IAT2013

---

### IAT2011

#### Explanation:

▶▶—WLM RECLASSIFICATION IS IN PROGRESS—▶▶

JES3 detected a new WLM service definition that has been installed and a new WLM policy that has been activated. Since the WLM classification rules and service classes may have changed, JES3 must reclassify all jobs that have completed C/I processing but have not as yet completed main service. While JES3 is reclassifying jobs, job selection is suspended. That is, no additional jobs will be selected for execution until reclassification has completed. Message IAT2016 is issued when reclassification is complete.

**System action:** Job selection is suspended until the jobs are reclassified.

**Operator response:** None

#### Module:

Containing	Detecting	Issuing
IATWLPOL	IATWLPOL	IATWLPOL

**Routing Code:** 2

**Descriptor Code:** 2,7

---

### IAT2012

#### Explanation:

▶▶—REGISTRATION—SUCCESSFUL FOR SRVCLASS—*srvclass* - *main*—▶▶  
└─DEREGISTRATION┘

JES3 successfully registered or deregistered a service class with WLM.

**System action:** Processing continues.

**Operator response:** None. This is an information message.

#### Module:

Containing	Detecting	Issuing
IATWLSRV	IATWLSRV	IATWLSRV

**Routing Code:**

**Descriptor Code:**

---

### IAT2013

#### Explanation:

▶▶—WLM—REGISTRATION—FAILED FOR SRVCLASS—*srvclass*,—RETURN CODE=—*retcode*,—REASON CODE=—▶▶  
└─DEREGISTRATION┘

▶—*rsncode*—▶▶

An error occurred while JES3 was attempting to register a service class using the IWMBREG macro, or deregister a service class using the IWMBDREG macro. The return and reason codes from the IWMBREG or IWMDREG macros are displayed in the message.

**System action:** If the error occurred while attempting to register a service class, no WLM-managed initiators are started for that service class on the system where the error occurred. If the error occurred while attempting to

deregister a service class, system operations are still sound, but take note of the error and diagnose the reason for the error.

**Operator response:** Contact system programmer.

**Programmer response:** Contact the IBM Support Center.

**Module:**

Containing	Detecting	Issuing
IATWLSRV	IATWLSRV	IATWLSRV

**Routing Code:** 42

**Descriptor Code:**

#### IAT2014

**Explanation:**

▶▶—WLM POLICY QUERY REQUEST FAILED,—RETURN CODE =—*retcode*,—REASON CODE =—*rsncode*—————▶▶

An error occurred while JES3 was attempting to extract the active WLM policy information using the IWMPQRY macro. The return and reason codes from IWMCLSFY macro are displayed in the message.

**System action:** If the error occurred during JES3 initialization, message IAT3115 is issued to indicate that WLM initialization failed.

If the error occurred on the global processor after JES3 initialization has completed, then JES3 is reacting to a WLM policy change. If a new WLM service definition was installed and is active, the WLM classification rules may have changed and JES3 needs to reclassify all jobs. Because JES3 was unable to extract the active WLM policy information, reclassification has not take place. If the installation is using WLM-managed job class groups, then no new WLM-managed initiators are started. Jobs may or may not be selected for execution depending on whether there are already WLM initiators started.

If the error occurred on a JES3 local processor, then no new WLM-managed initiators will be started on that system. Jobs may or may not be selected for execution on that system depending on whether there are already WLM initiators started.

**Operator response:** Contact the system programmer.

**Programmer response:** Use the return codes and reason codes from the IWMPQRY macro, which is described in z/OS MVS Programming: Workload Management Services, to determine the cause of the failure.

**Module:**

Containing	Detecting	Issuing
IATWLSRV	IATWLSRV	IATWLSRV

**Routing Code:**1

**Descriptor Code:**4

#### IAT2015

**Explanation:**

▶▶—JOB—*jobname (jobid)* - —WLM CLASSIFICATION FAILED, —RETURN CODE= —*retcode*, —————▶▶

▶—REASON CODE=—*rsncode*—————▶▶

An error occurred while JES3 was attempting to classify a job (to assign a service class and optionally a report class) through the IWMCLSFY macro. The return and reason codes from the IWMCLSFY macro are displayed in the message.

## IAT2016 • IAT2017

**System action:** The job is not classified. If the job is in a JES managed group, it will be classified when it begins execution. If the job is in a WLM managed group, the job will not be selected for execution until the job is assigned a service class either through a \*MODIFY,J=jobno,SRVCLASS=srcvclass or some other event that causes the job to be classified (e.g. a new WLM service definition is installed and activated)

**Operator response:** Contact the system programmer.

**Programmer response:** Use the return codes and reason codes from the IWMCLSFY macro, which is described in z/OS MVS Programming: Workload Management Services, to determine the cause of the failure.

**Module:**

Containing	Detecting	Issuing
IATWLCLF	IATWLCLF	IATWLCLF

**Routing Code:** 42 (class=JES)

**Descriptor Code:**

---

### IAT2016

**Explanation:**

▶▶—WLM RECLASSIFICATION HAS COMPLETED—▶▶

WLM reclassification (as indicated by message IAT2011) has completed. That is, all jobs that have completed C/I and not main service have been reclassified according to the classification rules in the WLM policy. Job selection, which had previously been suspended, is resumed.

**System action:** Job selection is resumed.

**Operator response:** None

**Module:**

Containing	Detecting	Issuing
IATWLPOL	IATWLPOL	IATWLPOL

**Routing Code:** 2

**Descriptor Code:**

---

### IAT2017

**Explanation:**

▶▶—WARNING, SYSTEM—*main*—DOES NOT SUPPORT GROUPS IN WLM MODE—▶▶

The connecting system *main* is downlevel and cannot run WLM-managed groups. There is at least one group that is defined to the connecting system that is in WLM mode (MODE=WLM on the GROUP initialization statement), but the connecting system does not support WLM batch initiator management. That is, it is not at the JES3 OS/390 Version 2 Release 8 level.

**System action:** The connect is successful, but jobs in WLM-managed groups will not run on the connecting system.

**Operator response:** None.

**System programmer response:** In order to allow jobs in WLM-managed groups to run on this system, plan to upgrade JES3 on the specified local to a level that supports WLM batch initiator management.

**Module:**

Containing	Detecting	Issuing
IATMSR2	IATMSR2	IATMSR2

**Routing Code:** 10

**Descriptor Code:** 2

**IAT2018**

**Explanation:**

▶▶—JOB—*jobname* (*jobid*)—STILL ARM REGISTERED - DEREGISTERING—▶▶

When processing job termination, the JES3 global found the job *jobname* ARM-registered. Normally, the job is deregistered with ARM (Automatic Restart Manager) in the execution address space during job termination. Then a job termination request is sent to the JES3 global. Either the system where the job was executing failed or the job was canceled using an \*F J=*nn*,C,ARMR command which caused the deregistration to be bypassed on the execution address space.

**System action:** The job is deregistered with ARM and JES3 continues its processing.

**Operator response:** None. This is an informational message.

**System programmer response:** None.

**Module:**

**Detecting**  
IATMSJT

**Issuing**  
IATMSJT

**Routing Code:** Note 17

**Descriptor Code:** 7

**IAT2019**

**Explanation:**

▶▶—JOB—*jobname* (*jobid*)—UNABLE TO RECLASSIFY — JMR—JCT —UNAVAILABLE—▶▶

An error occurred while JES3 was attempting to access the JCT or JMR to classify a job (to assign a service class and optionally a report class). The control block was in use by some other DSP in JES3.

**System action:** The job is not classified. If the job is in a JES managed group, it will be classified when it begins execution. If the job is in a WLM managed group, the job may not be selected for execution or it may be selected when it shouldn't, based on the new service class. You can later try to issue \*MODIFY,J=*jobno*,SRVCLASS=*srvc* to change the service class directly or modify the job's class or priority to force the job's reclassification. Or you can wait for some other event that causes the job to be classified, for example a new WLM service definition is installed and activated.

**Operator response:** Contact the system programmer.

**System programmer response:** Issue an \*INQUIRY J=*jobno* command to determine what DSP is currently active for the job and take the appropriate action for the DSP.

**Module:**

**Containing**  
IATWLCLF

**Detecting**  
IATWLCLF

**Issuing**  
IATWLCLF

**Routing Code:** 42 (class=JES)

**Descriptor Code:** —

## IAT2061

**Explanation:**

▶▶—SYSTEM—*system*—IS ACTIVE IN JESXCF GROUP—*group*—▶▶

A processor (system) in the JESplex is still running. For certain JES3 functions, further processing of the requested JES3 function requires that the processor be disabled, in which case this message is highlighted until you either disable the system shown or cancel the function by replying CANCEL to message IAT2064. For other JES3 functions, this message is informational and requires you to confirm the state of the JES3 complex with respect to the specific environment of the JES3 function that caused this condition to be detected.

It is possible that more than one processor will be affected in this manner. If this is the case, a separate IAT2061 message is issued for each processor.

In the message text:

*system* The name of the system that was found to be active.

*group* The name of the JESXCF group in which the processor is active.

**System action:** If the message is highlighted, JES3 also issues message IAT2064 and waits for you to respond.

**Operator response:** If the message is highlighted, disable the processor in question by resetting it and replying to the resulting XCF messages, or by using the MVS command VARY XCF,*system*,OFF and replying to the resulting XCF messages. If you do this, no further reply to message IAT2064 is required. If you prefer that the requested JES3 function not continue, reply CANCEL to message IAT2064.

If the message is not highlighted, see other messages issued by the particular JES3 function informing you of your options.

If the group name shown is incorrect or "<NAVAIL>", notify the system programmer.

**System programmer response:** If the group name is incorrect, this is an indication that the JES3 procedure is pointing to the wrong checkpoint data set. A particularly dangerous example of this is that JES3 procedures on processors residing in different JES3 complexes could be using a common checkpoint data set. This is an incorrect configuration which, if left undetected, would have caused data integrity problems possibly requiring a cold start to recover.

If this message (with an incorrect group name) is highlighted, reply CANCEL to message IAT2064, otherwise cancel the JES3 function in question using its prescribed method. Identify the erroneous procedure, and correct it.

If the group name is "<NAVAIL>", then message IAT2063 will also be issued. See message IAT2063 for instructions on how to proceed in this case.

**Module:**

**Containing**  
IATMSSTA

**Detecting**  
IATMSSTA

**Issuing**  
IATMSSTA

**Routing Code: 1**

**Descriptor Code: 4, 7**

## IAT2062

**Explanation:**

▶▶—JES3 IS ACTIVE ON SYSTEM—*system*—IN JESXCF GROUP—*group*—▶▶

The JES3 address space on a processor (system) in the JES3 complex is still running. For certain JES3 functions, further processing of the requested JES3 function requires that the JES3 address space be brought down, in which case this message is highlighted until you either end JES3 on the system shown or reply CANCEL to message IAT2065. For other JES3 functions, this message is informational and requires you to confirm the state of the JES3 complex with respect to the specific environment of the JES3 function that caused this condition to be detected. It is possible that more than one processor will be affected in this manner. If this is the case, a separate IAT2062 message is issued for each processor.

In the message text:

- system* The name of the system that was found to be active.
- group* The name of the JESXCF group in which the processor is active (as determined by the OPTIONS,XCFGRPNM= parameter on the most recent warm or cold start).

**System action:** IF the message is highlighted, JES3 also issues message IAT2065.

**Operator response:** If the message is highlighted, bring the JES3 address space on the processor in question down by issuing the \*RETURN command. If you prefer, you can disable the processor completely as described in the operator response for message IAT2061. If you perform either of these actions, no further reply to message IAT2065 is required. If you prefer that the requested JES3 function not continue, reply CANCEL to message IAT2065.

If the message is not highlighted, see other messages issued by the particular JES3 function informing you of your options.

If the group name shown is incorrect or "<NAVAIL>", notify the system programmer.

**System programmer response:** If the group name is incorrect, this is an indication that the JES3 or IATUTJCT procedure is pointing to the wrong checkpoint data set. A particularly dangerous example of this is that JES3 or IATUTJCT procedures on processors residing in different JES3 complexes could be using a common checkpoint data set. This is an incorrect configuration which, if left undetected, would have caused data integrity problems possibly requiring a cold start to recover.

If this message (with an incorrect group name) is highlighted, reply CANCEL to message IAT2065, otherwise cancel the JES3 function in question using its prescribed method. Identify the erroneous procedure, and correct it.

If the group name is "<NAVAIL>", then message IAT2063 will also be issued. See message IAT2063 for instructions on how to proceed in this case.

**Module:**

Containing	Detecting	Issuing
IATMSSTA	IATMSSTA	IATMSSTA

**Routing Code: 1**

**Descriptor Code: 4, 7**

## IAT2063

### Explanation:

►►—*main*—UNABLE TO DETERMINE THE STATUS OF—JESXCF GROUP—*group* - *rsn*—►►

A JES3 function needs to inquire on the system status of all members in the JESXCF group or requires one or more of these members to be disabled or to have the JES3 address space brought down in order to ensure system data integrity. However, an error occurred when the service that is responsible for performing this task attempted to do so. The nature of the error is described in the reason text.

In the message text:

- main* The processor name on which the failure occurred.
- group* The name of the group for which the failure occurred.
- rsn* The reason text identifying the cause of the failure.

#### **STORAGE OBTAIN RC=*storretn***

An error occurred when attempting to obtain working storage. The return code from the STORAGE macro (*storretn*) is shown as part of this error text.

#### **IXZXIXIF RC=*ixifresn***

An error occurred when attempting to issue the IXZXIXIF service. The return code (IXIFRETN) and reason code (IXIFRESN) from the IXZXIXIF macro are shown as part of this error text. (The below text was originally NOT PRESENT IN PREVIOUS JES3 RELEASE. The new text is more general and the reason for the change can be found in the description of the text.)

## IAT2064

### NOT PRESENT IN COMPLEX STATUS RECORD

The JESXCF group name is not present in the Complex Status Record. This will happen if you have just migrated to z/OS 1.4.0 JES3 and you did not have required migration maintenance on the previous JES3 release. Normally, you will get this text only if you are trying to do a warm or cold start at the same time that you are migrating, or if you have IPLed this processor with z/OS 1.4.0 JES3 but have not yet started JES3, and you are attempting to run IATUTJCT.

This text will also appear when JES3 is started after a previous warm or cold start that failed, or was interrupted, before a valid complex status record could be written.

This text can also appear if JES3 was started with an incorrect checkpoint data set, which could contain either an incorrect group name or no group name. If the group name shown is incorrect, or contains the text "<NAVAIL>" and there was no previous failed or interrupted warm or cold start, notify the system programmer.

**System action:** If the function that called the system status service requiring one or more processors to be brought down has a contingency procedure that lets you manually confirm the status of processors in the complex and continue, you can use that procedure. Otherwise, the function is automatically canceled.

**Operator response:** If there is a contingency procedure to manually confirm the status of processors in the complex, follow it. Otherwise, notify the system programmer.

**System programmer response:** If the group name is incorrect or the text "<NAVAIL>", confirm that required migration maintenance is installed and that the JES3 procedure points to the correct checkpoint data set.

If the cause of the error cannot be determined from the reason text, search problem reporting databases for a fix for the problem. If no fix exists, contact the IBM Support Center.

#### Module:

**Containing**  
IATMSSTA

**Detecting**  
IATMSSTA

**Issuing**  
IATMSSTA

**Routing Code: 1**

**Descriptor Code: 4,7**

---

## IAT2064

### Explanation:

▶▶—RESET ALL SYSTEMS SHOWN—OR REPLY CANCEL—◀◀

Message IAT2061 has been issued for at least one processor (system). Each processor shown must be disabled according to the instructions in message IAT2061, otherwise you must reply CANCEL to cancel the JES3 function that caused this message to be issued.

**System action:** JES3 waits for you to either disable all of the processors for which IAT2061 was issued or reply CANCEL.

**Operator response:** If you want the JES3 function to continue, follow the instructions for each occurrence of message IAT2061. If you prefer that the JES3 function not continue, reply CANCEL.

**System programmer response:** None.

#### Module:

**Containing**  
IATMSSTA

**Detecting**  
IATMSSTA

**Issuing**  
IATMSSTA

**Routing Code: 1**

**Descriptor Code: 4, 7**

---



---

**IAT2065****Explanation:**

▶▶—END JES3 ON ALL SYSTEMS SHOWN—OR REPLY CANCEL—▶▶

Message IAT2062 has been issued for at least one processor (system). The JES3 address space on each processor shown must be ended according to the instructions in message IAT2062, otherwise you must reply CANCEL to cancel the JES3 function that caused this message to be issued.

**System action:** JES3 waits for you to end JES3 on all of the processors for which IAT2062 was issued or to reply CANCEL.

**Operator response:** If you want the JES3 function to continue, follow the instructions for each occurrence of message IAT2062. If you prefer that the JES3 function not continue, reply CANCEL.

**System programmer response:** None.

**Module:**

Containing	Detecting	Issuing
IATMSSTA	IATMSSTA	IATMSSTA

**Routing Code:** 1

**Descriptor Code:** 4, 7

---

**IAT2628****Explanation:**

▶▶—*cmd*—

ACCEPTED
CANCELLED
INVALID
INVALID FOR GLOBAL
INVALID - JOB FAILURE OPTION IS CANCEL
NOT FOUND
REJECTED-DJC JOB
REJECTED-JOB IN DYN ALLOC
REJECTED-JOB IS DEMAND SELECT
REJECTED-NOT CONNECTED OR CONNECTING
REJECTED-MAIN IS OFFLINE
REJECTED-SYSTEM STATUS ERROR

▶▶

This is the response to the indicated \*START, \*RESTART, or \*CANCEL command (*cmd*). If the message text is ACCEPTED, the appropriate action is scheduled but may have to wait for the completion of any active functions before the request is honored. All other message texts indicate the reason the request cannot be honored.

**System action:** As indicated by the message text.

**Operator response:** See operator response under specific message texts below.

**Operator response:** None. This is an informational message.

**Operator response:** None. This is an informational message.

**Operator response:** Correct the command and reissue it.

**Operator response:** Correct the command and reissue it.

**Operator response:** Reissue the command with the correct local specified.

**Operator response:** None. This is an informational message.

**Operator response:** Issue the DJC form of the rejected command.

**Operator response:** Dynamic allocation is in progress for this job. To cancel or restart the job, you must allow

dynamic allocation to complete or end it by canceling the job from setup, by issuing the \*CANCEL,S,jobno command.

**Operator response:** None. This is an informational message.

**Operator response:** Issue the \*START,main,CONNECT command to establish a connection between the global and local.

**Operator response:** Vary the main online.

**Operator response:** Notify the system programmer.

**Programmer response:** See programmer response under specific message texts below.

#### ACCEPTED

**Programmer response:** None.

#### CANCELLED

**Programmer response:** None.

#### INVALID

**Programmer response:** None.

#### NOT FOUND

**Programmer response:** None.

#### INVALID FOR GLOBAL

**Programmer response:** None.

#### INVALID - JOB FAILURE OPTION IS CANCEL

**Programmer response:** None.

#### REJECTED-DJC JOB

**Programmer response:** None.

#### REJECTED-JOB IN DYN ALLOC

**Programmer response:** None.

#### REJECTED-JOB IS DEMAND SELECT

**Programmer response:** None.

#### REJECTED-NOT CONNECTED OR CONNECTING

**Programmer response:** None.

#### REJECTED-MAIN IS OFFLINE

**Programmer response:** None.

#### REJECTED-SYSTEM STATUS ERROR

**Programmer response:** See message IAT2063 for details on the nature of the error and for a possible cause.

#### Module:

**Containing**  
IATMSDR

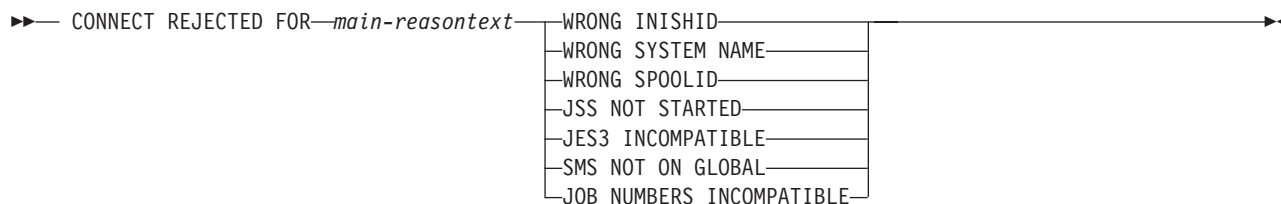
**Detecting**  
IATMSCD

**Issuing**  
IATMSDR

**Routing Code:** Note 18

**Descriptor Code:** 7

## IAT2640

**Explanation:**

An attempt to connect the global JES3 to a local JES3 has failed for one of the following reasons:

**WRONG INISHID**

The spooled records used for local initialization were not from the last warm or cold start performed on the global.

**WRONG SYSTEM NAME**

The JES3 system name does not match the MVS system name (in other words, the name of the processor on the MAINPROC statement is not the same system name specified by SYSNAME= in the IEASYSxx parmlib member).

**WRONG SPOOLID**

The status of the spool data set has changed.

**JSS NOT STARTED**

An \*START,main,CONNECT command has been issued before starting JSS. The connect processing cannot be done until JSS is started. This is a warning message only.

**JES3 INCOMPATIBLE**

The service and release level of the local JES3 system is incompatible with level of the global JES3 system.

**SMS NOT ON GLOBAL**

A local processor with SMS active is attempting to connect to the global processor, which does not have SMS active.

**JOB NUMBERS INCOMPATIBLE**

The OPTIONS statement has defined a maximum job number greater than 65534, but the connecting system is not at a high enough JES3 release to support the global's job number range.

**System action:** The connection is ended.

**Operator response:** Respond to the specific message as indicated:

**WRONG INISHID**

Restart JES3 on the local.

**WRONG SYSTEM NAME**

After the main name and/or system name has been corrected, re-IPL the local processor.

**WRONG SPOOLID**

Restart JES3 on the local.

**JSS NOT STARTED**

If the main is online, connect processing will start when the \*START,JSS command is issued.

**JES3 INCOMPATIBLE**

Verify that the level of JES3 on the local is one that is capable of coexisting with the level on the global.

**SMS NOT ON GLOBAL**

Re-IPL the local processor without SMS active or re-IPL the global with SMS active for the specified main.

**JOB NUMBERS INCOMPATIBLE**

Notify the system programmer.

**System programmer response:** For WRONG SYSTEM NAME, check whether the initialization MAINPROC

## IAT2641

statement correctly specifies the main name. Also check whether the IEASYSxx parmlib member correctly specifies the system name.

For SMS NOT ON GLOBAL, correct the appropriate SYS1.PARMLIB members so that the local processor can be brought up without SMS active or the global processor can be brought up with SMS active.

For JOB NUMBERS INCOMPATIBLE, either bring up the local at a JES3 release that supports job numbers greater than 65534, or reduce the maximum job number on the OPTIONS statement and perform a warm start or hot start with refresh on the global. If you reduce the range, keep in mind that jobs in the range of deleted numbers will be removed from the JES3 queue, and that, if any jobs in this range are active, you must wait for them to end, cancel them, or IPL the system on which they are active. You can preserve jobs that are to be deleted by calling the Dump Job (DJ) DSP and dumping jobs using the RANGE parameter, before reducing the job number range. You can reload dumped jobs on a JES3 system that has a smaller job number range defined, in which case, reloaded jobs will be reassigned job numbers in the defined range.

### Module:

Containing	Detecting	Issuing
IATMSR2	IATMSR2	IATMSR2
IATMSDR	IATMSDR	IATMSDR

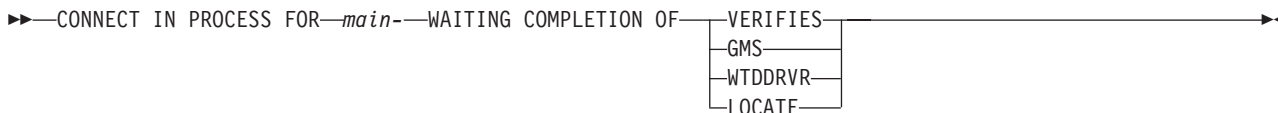
Routing Code: Notes 17,18

Descriptor Code: 7,11

---

## IAT2641

### Explanation:



During connect processing with the specified main, JES3 has waited a specified time for the completion of one of the following actions:

#### VERIFIES

Initial verifies (by IATMDDR and IATLVVR) for the specified main have not been completed.

#### GMS

Generalized main scheduling (IATSMC) has not completed processing of the restart records for the specified main.

#### WTDDRVR

JCT Scan (IATGRWM) for the specified main has not completed.

#### LOCATE

Locate Restart (IATLVIN) for the specified main has not completed.

**System action:** JES3 waits for the completion of the specific function.

**Operator response:** If the wait seems abnormal for the current workload, issue the \*START,main,CONNECT command to restart the connect sequence. Notify the system programmer.

**Programmer response:** Determine why the indicated action has not completed.

**Problem determination:** See Table III, items 1 and 2.

### Module:

Containing	Detecting	Issuing
IATMSR2	IATMSR2	IATMSR2

Routing Code: Note 17

Descriptor Code: 7

---

#### IAT2642

##### Explanation:

▶▶—FSS TABLE NOT FOUND FOR FSS JOB—*jobname (jobid)*— ON PROCESSOR—*main*— FSS STATUS REMOVED—▶▶

The specified job is active on a connecting main. The job is marked as a functional subsystem (FSS) job (the demand select job created to run an FSS address space), but there is no matching FSS entry.

**System action:** JES3 clears the fields in the RESQUEUE entry that identify the job as an FSS job and allows the job to continue in execution.

**Operator response:** Cancel the job as soon as possible.

##### Module:

Containing	Detecting	Issuing
IATMSR2	IATINFS	IATMSR2

Routing Code: Note 17

Descriptor Code: 7

---

#### IAT2643

##### Explanation:

▶▶— FSS— *fssname*— STATUS MISMATCH WITH FSS— JOB— *jobname (jobid)*— ON PROCESSOR— *main*—▶▶

▶— - CANCEL COMMAND SENT—▶▶

The specified job is active on a connecting processor. The job is marked as a functional subsystem (FSS) job (the demand select job created to run an FSS address space), but the matching FSS table entry is marked as inactive or shows no owning FCT.

**System action:** JES3 sends a CANCEL command to the system where the FSS job is running.

**Operator response:** Start a new FSS job, if appropriate.

##### Module:

Containing	Detecting	Issuing
IATMSR2	IATGRFS IATMSR2	IATMSR2

Routing Code: Note 17

Descriptor Code: 7

---

#### IAT2644

##### Explanation:

▶▶—FSS JOB NOT FOUND FOR FSS—*fssname*— ON PROCESSOR—*main*— - FSS FAILURE SET—▶▶

The specified functional subsystem (FSS) is marked as active on a connecting main, but there is no matching FSS job (the demand select job created to run an FSS address space) active on the main.

**System action:** JES3 marks the FSS as having failed.

**Operator response:** Start a new FSS job, if appropriate.

## IAT2645 • IAT2775

### Module:

**Containing**  
IATMSMS

**Detecting**  
IATMSMS

**Issuing**  
IATMSMS

**Routing Code:** Note 17

**Descriptor Code:** 7

---

### IAT2645

#### Explanation:

▶▶—\*\*\*\*\*—*main*— CONNECT COMPLETE \*\*\*\*\*—▶▶

Connect processing for the specified main is complete. It is used to inform the global that the main is connected to the global. The specified main may now have jobs scheduled on it.

**Note:** This message is sent from the connected main to the global. When the message is received, it is issued on the global.

**System action:** Processing continues.

**Operator response:** None. This is an informational message.

### Module:

**Containing**  
IATMSR3

**Detecting**  
IATMSR3

**Issuing**  
IATMSR3

**Routing Code:** 2

**Descriptor Code:** 7

---

### IAT2775

#### Explanation:

▶▶—GMS CHPNT — [ PERMANENT WRITE ERROR — *main* —▶▶  
                  | —CHKPNT REC NOT FOUND—  
                  | —CHKPNT FDB ZERO—

An error was found while updating the GMS checkpoint. Further processing of the GMS checkpoint data set may be impaired.

**System action:** Processing continues.

**Operator response:** Notify the system programmer.

### Module:

**Containing**  
IATMSCK

**Detecting**  
IATMSCK

**Issuing**  
IATMSCK

**Routing Code:** Note 17

**Descriptor Code:** 7

---

## Chapter 5. SNA RJP Messages

---

### IAT2801

#### Explanation:

▶▶—SNARJP IS ACTIVE—◀◀

This message, issued in response to a \*CALL,SNARJP command, indicates that the JES3/VTAM interface is active and JES3 will accept logons of logical units from SNA RJP workstations.

**System action:** The SNARJP DSP automatically logs on to the logical units for which AUTO=Y is specified in the RJPWS initialization statement. At this time any manual logons of logical units from workstations will also be processed.

**Operator response:** None. This is an informational message.

#### Module:

Containing	Detecting	Issuing
IATSNL	IATSNLD	IATSNLD

**Routing Code:** 8

**Descriptor Code:** 7

---

### IAT2802

#### Explanation:

▶▶—WS=*wsname*— LOGON REJECT -- DEACTIVATION IN PROGRESS—◀◀

A logon from workstation *wsname* has been rejected because a workstation cancel (either internally generated or with operator command) is in progress.

**System action:** Processing continues.

**Operator response:** When the cancel is completed, logons will be allowed.

#### Module:

Containing	Detecting	Issuing
IATSNL	IATSNLB	IATSNLB

**Routing Code:** 8

**Descriptor Code:** 7

---

### IAT2803

#### Explanation:

▶▶—SNARJP IS INACTIVE—◀◀

The SNARJP DSP is not active. Logons cannot be accepted by JES3 because the \*CANCEL,SNARJP command has been issued, or the SNARJP DSP is ended.

**System action:** All SNA RJP modules are deleted and control returns to JES3 job segment scheduler (JSS) routine. The SNARJP DSP is ended.

## IAT2804 • IAT2806

**Operator response:** Issue a \*CALL,SNARJP command to activate the SNARJP DSP. See previous messages when an abend occurs.

**Module:**

Containing	Detecting	Issuing
IATSNL	IATSNLD	IATSNLD

**Routing Code:** 8

**Descriptor Code:** 7

---

### IAT2804

**Explanation:**

▶▶—SNARJP INITIALIZATION FAILED ---NO WORKSTATIONS DEFINED—▶▶

A \*CALL,SNARJP command was issued with no SNA RJP workstations defined in the initialization stream.

**System action:** The \*CALL,SNARJP command is ignored.

**Operator response:** None. This is an informational message.

**Programmer response:** Use the RJPWS initialization statement to define the SNA RJP workstations. See *z/OS JES3 Initialization and Tuning Reference*.

**Module:**

Containing	Detecting	Issuing
IATSNL	IATSNLD	IATSNLD

**Routing Code:** 8

**Descriptor Code:** 7

---

### IAT2806

**Explanation:**

▶▶—FAILED TO LOAD COMPACTION TABLE —*tab* —▶▶

Compaction table *tab* failed to load. This loss is due to the inability to access the table from spool. Spool errors may have occurred.

**System action:** SNA RJP continues, but requests for the specified compaction table are ignored.

**Operator response:** Notify the system programmer. Notify the workstation operators that compaction table *tab* will not be supported.

**Module:**

Containing	Detecting	Issuing
IATSNL	IATSNLD	IATSNLD

**Routing Code:** 10

**Descriptor Code:** 7



## IAT2807

**Explanation:**

▶▶—WS=*wsname*— IS INACTIVE—▶▶

A \*CANCEL,SNARJP,T=*wsname* command has been issued.

**System action:** The workstation is ended. Logons cannot be accepted for the workstation.

**Operator response:** Issue a \*START,SNARJP,T=*wsname* command, if you want to activate the workstation.

**Module:**

Containing	Detecting	Issuing
IATSNL	IATSNLC	IATSNLC
IATSNL	IATSNLO	IATSNLO

**Routing Code:** 8,Note 18

**Descriptor Code:** 7

## IAT2808

**Explanation:**

▶▶—COMMAND REJECT—INVALID PARAMETERS—▶▶

SNA RJP received a command with incorrect parameters, which it cannot process.

**System action:** The command is ignored.

**Operator response:** Enter the command with the correct parameters. See *z/OS JES3 Commands*.

**Module:**

Containing	Detecting	Issuing
IATSNL	IATSNLO	IATSNLO

**Routing Code:** 10,Note 18

**Descriptor Code:** 7

## IAT2810

**Explanation:**

▶▶—SESSION ESTABLISHED,—WS=*wsname*,— LU=*luname*,—CID=*network adr*—▶▶

└─CONSOLE SUPPORT─┘

Logical unit *luname* has been connected with JES3 SNA RJP with or without console support as indicated in the message text. Given in the message are: workstation name *wsname*, logical unit name *luname*, and communication identifier (CID) *network adr*. This information is useful in conjunction with the VTAM® generalized trace facility (GTF) to obtain information about data flowing on a session.

**System action:** Processing continues.

**Operator response:** None. This is an informational message.

**Module:**

Containing	Detecting	Issuing
IATSNL	IATSNLS	IATSNLS

## IAT2811 • IAT2814

**Routing Code:** 8

**Descriptor Code:** 7

---

### IAT2811

**Explanation:**

►►—ERROR LOADING MODULE—*mod*,—SNARJP CANCELLED—◄◄

An error occurred during the loading of module *mod*.

**System action:** All SNA RJP modules are deleted and the SNARJP DSP is ended.

**Operator response:** Notify the system programmer.

**Programmer response:** The ALOAD macro instruction is used for loading the SNA RJP modules. The module may not exist on the program library, or an I/O error may have occurred during reading the module from auxiliary storage.

**Module:**

Containing	Detecting	Issuing
IATSNL	IATSNLC	IATSNLC

**Routing Code:** 8

**Descriptor Code:** 7

---

### IAT2812

**Explanation:**

►►—LOGON FROM—*WS*=—*wsname*—REJECTED DUE TO LACK OF CONSOLE SUPPORT—◄◄

A remote workstation has been defined but a CONSOLE statement for the remote workstation has not been defined in the initialization stream.

**System action:** The workstation is marked inactive.

**Operator response:** Contact your system programmer.

**Module:**

Containing	Detecting	Issuing
IATSNLB	IATSNLB	IATSNLB

**Routing Code:** –

**Descriptor Code:** 10

---

### IAT2814

**Explanation:**

►►—LOGON FROM—*WS*=—*wsname*—REJECTED,SESSION LIMIT REACHED—◄◄

A logon from workstation *wsname* has been rejected because the maximum number of logons allowed has been reached. This number is specified at initialization time in the LU=parameter of the COMMDEFN initialization statement.

**System action:** The logon is rejected.

**Operator response:** None for the system operator. The workstation operator should attempt to log on later.

**Module:**

Containing	Detecting	Issuing
IATSNL	IATSNLS	IATSNLS

**Routing Code:** 8**Descriptor Code:** 7**IAT2815****Explanation:**

▶▶—WS=*wsname*—IS NOT DEFINED TO JES3—▶▶

A logon has occurred or a command has been entered for a workstation that is not defined by the N= parameter on a RJPWS initialization statement.

**System action:** The logon is not accepted or the command is ignored.

**Operator response:** Verify that the workstation name is defined. If the workstation is defined, attempt the logon again or reissue or the command. If the workstation is not defined, define it.

**Module:**

Containing	Detecting	Issuing
IATSNL	IATSNLO	IATSNLO
IATSNL	IATSNLS	IATSNLS

**Routing Code:** 8,Note 18**Descriptor Code:** 7**IAT2816****Explanation:**

▶▶—WS=*wsname*—INACTIVE—*n*—PASSWORD ERRORS—▶▶

Workstation *wsname* has become inactive because the maximum number of attempts allowed to log on with the password incorrectly specified has been reached. This number is represented by *n* and is specified in the PL=parameter of the RJPWS initialization statement.

**System action:** No logons from this workstation are allowed.

**Operator response:** An attempt may be under way to break password security. Notify the system programmer or system security personnel. When this problem is solved and the workstation is to be used, issue the \*START,SNARJP,T=*wsname* command to activate the workstation. Then the workstation operator should log on using the valid password.

**Module:**

Containing	Detecting	Issuing
IATSNL	IATSNLS	IATSNLS

**Routing Code:** 10**Descriptor Code:** 7

## IAT2817 • IAT2819

---

### IAT2817

#### Explanation:

▶▶—LOGON FROM WS=*wsname*—REJECTED,—INVALID LU—NAME=*luname*—▶▶

An attempt to log on to workstation *wsname* has been rejected because the logical unit name specified during logon did not match any of the logical unit names specified on the RJPWS initialization statement.

**System action:** The logon is rejected.

**Operator response:** Notify the system programmer.

**Programmer response:** Verify that the logical unit name specified for this workstation to VTAM matches the logical unit name defined to JES3 in the LU=parameter of the RJPWS initialization statement.

#### Module:

Containing	Detecting	Issuing
IATSNL	IATSNLB	IATSNLB

**Routing Code:** 10

**Descriptor Code:** 7

---

### IAT2818

#### Explanation:

▶▶—LOGON REJECTED — CANNOT READ—WSB/SUPUNITS FOR—WS=*wsname*—▶▶

The workstation definition information cannot be read from spool.

**System action:** The logon is rejected.

**Operator response:** Notify the system programmer. Notify the workstation operator that the logon failed.

**Programmer response:** Verify the workstation name defined in the N=parameter of the RJPWS initialization statement. If spool errors have occurred, a warm start or a hot start with refresh may be required.

#### Module:

Containing	Detecting	Issuing
IATSNL	IATSNLB	IATSNLB

**Routing Code:** 10

**Descriptor Code:** 7

---

### IAT2819

#### Explanation:

▶▶—INVALID BIND PROFILE — WS=*wsname*—▶▶

An attempt to log on to workstation *wsname* has been rejected because the mode table entry used contained an incorrect FMPROF (function management profile), TSPROF (transmission sub-system profile), or PSERVIC (lu profile). Information about the mode table is contained in *VTAM Installation*.

**System action:** The logon is rejected.

**Operator response:** Verify that the correct mode table is used.

#### Module:

<b>Containing</b> IATSNL	<b>Detecting</b> IATSNLS	<b>Issuing</b> IATSNLS
-----------------------------	-----------------------------	---------------------------

**Routing Code:** 10

**Descriptor Code:** 7

#### IAT2820

##### Explanation:

▶▶—WS=*wsname*—LU=*luname*—LOGON REJECTED —SESSION TERMINATION IN PROGRESS —▶▶

An attempt to log on from the logical unit= *luname* of workstation= *wsname* has been rejected because a line control block (LCB) for this logical unit=*luname* is ending.

**System action:** The logon is rejected. JES3 continues processing job end.

**Operator response:** None for the system operator. The workstation operator should attempt to log on after JES3 completes processing.

##### Module:

<b>Containing</b> IATSNL	<b>Detecting</b> IATSNLB	<b>Issuing</b> IATSNLB
-----------------------------	-----------------------------	---------------------------

**Routing Code:** 8

**Descriptor Code:** 7

#### IAT2821

##### Explanation:

▶▶—INVALID PASSWORD FROM—WS=*wsname*—LU=*luname*—▶▶

An attempt to log on from the logical unit=*luname* of workstation= *wsname* has been rejected because of an incorrect password.

**System action:** The logon is rejected. JES3 continues processing.

**Operator response:** None for the system operator. The workstation operator should attempt to log on after JES3 completes processing.

##### Module:

<b>Containing</b> IATSNLB	<b>Detecting</b> IATSNLB	<b>Issuing</b> IATSNLB
------------------------------	-----------------------------	---------------------------

**Routing Code:** 8

**Descriptor Code:** 7

#### IAT2830

##### Explanation:

▶▶—ABEND DURING INITIALIZATION OF SNARJP.—SNARJP CANCELLED—▶▶

The initialization of the SNARJP DSP abended.

## IAT2831 • IAT2832

**System action:** All SNA RJP modules are deleted and control is passed to the JES3 return to JSS routine. The SNARJP DSP is ended.

**Operator response:** Issue a \*CALL,SNARJP command after message IAT2803 has been issued to activate the SNARJP DSP and notify the system programmer.

**Module:**

<b>Containing</b>	<b>Detecting</b>	<b>Issuing</b>
IATSNL	IATSNLD	IATSNLD

**Routing Code:** 8

**Descriptor Code:** 7

### IAT2831

**Explanation:**

▶▶—ABEND DURING SNARJP JESTAE RETRY PROCESSING.—SNARJP TERMINATING—▶▶

A recursive failure has occurred in the SNARJP DSP.

**System action:** Message IAT2837 will be printed to indicate the function that ended. All SNA RJP modules are deleted and control then passes to the JES3 job segment scheduler (JSS) routine. The SNARJP DSP is ended.

**Operator response:** Notify the system programmer.

**Programmer response:** See Table IV.

**Module:**

<b>Containing</b>	<b>Detecting</b>	<b>Issuing</b>
IATSNL	IATSNLD	IATSNLD

**Routing Code:** 10

**Descriptor Code:** 7

### IAT2832

**Explanation:**

▶▶—SNARJP JESTAE PROCESSING ENTERED.—ABEND OCCURRED DURING—*function*—▶▶

The specified SNARJP *function* abended, where *function* may be one of the following:

Table 4. JESTAE Processing

Function	Explanation
ALLSPACE IN BUILD CB	The routine that allocates the space necessary to build control blocks.
CANCEL SNARJP ROUTINE	The routine that cancels a systems network architecture (SNA) remote.
CANCEL WRKSTATN ROUTINE	The routine that cancels a workstation.
CON QUEUED TO DEPTH ROUTINE	The console queued-to-depth routine.
LOGON VALIDATION IN BUILD CB	The routine that builds control blocks for a session.
LUOPEN FOR W= <i>wsname</i> L= <i>luname</i>	The routine that removes control blocks.
MASTER SIMLOGON ROUTINE	The routine that processes workstations with AUTO=Y specified.
REMOVE CTRLBLCKS ROUTINE	The routine that removes control blocks.

Table 4. JESTAE Processing (continued)

Function	Explanation
RETURN TO JSS ROUTINE	JES3 was returning to the job subsystem (JSS) routine.
RUSPACE IN RU/LCB/BFE BUILDCEB	The routine that obtains space to build remote control blocks.
SCAN IN CONTROL ROUTINE	The master work sequencer routine.
TERMINATE SESSION ROUTINE	The routine that ends a session.
WORK QUEUE PROCESSING ROUTINE	The routine that scans the SNARJP work queue.
WSBISIN	The routine that builds control blocks when the workstation base (WSB) is on storage.

**System action:** The system issues message IAT2837 following this message to indicate which function ended.

**Operator response:** If no recovery occurs and the SNARJP DSP ends, enter a \*CALL,SNARJP command and notify the system programmer.

**System programmer response:** See Table IV.

**Problem determination:** See Table IV.

**Module:**

<b>Containing</b> IATSNL	<b>Detecting</b> IATSNLD	<b>Issuing</b> IATSNLD
-----------------------------	-----------------------------	---------------------------

**Routing Code:** 10

**Descriptor Code:** 7

---

### IAT2833

**Explanation:**

▶▶—SNARJP ESTAE PROCESSING ENTERED.—ABEND OCCURRED DURING—xxx—▶▶

The specified SNA RJP function abended, where *xxx* may be one of the following:

**Function**

**Definition**

**CLOSE** Close ACB

**CLSDST**

Close destination

**CLSDSTERR**

Close destination error exit

**LOGON**

Logon exit

**LOSTERM**

Lost workstation exit

**OPEN** Open ACB

**OPNDST**

Open destination

**SETLOGON**

Set logon processing

## IAT2834

### SIMLOGON

Simulated logon (AUTO=Y)

### TPEND

VTAM end exit

**SEND** Send data

### INQUIRE

Session inquiry

### RECEIVE

Receive data

### RESETSR

Session direction reset

**PDIR** Setup information

### PUNCH

Punch routine

### PRINTER

Printer routine

### READER

Reader routine

**System action:** JES3 SNA RJP attempts retry as specified above. Message IAT2841 is issued with an indicator to the function that ended.

**Operator response:** If no recovery occurs and SNA RJP ends, issue a \*CALL,SNARJP command and notify the system programmer.

**Programmer response:** See Table V.

#### Module:

#### Containing

IATSNL

#### Detecting

IATSNLS

#### Issuing

IATSNLS

**Routing Code:** 10

**Descriptor Code:** 7

---

## IAT2834

### Explanation:

▶▶—SNARJP JESTAE PROCESSINGS,—INVALID CURWK—VALUE=—x—▶▶

An error occurred in the SNARJP DSP. The current work word (CURWK) indicator contained incorrect information as indicated by x. The failing routine is not known since all traces have been deleted.

**System action:** Control returns to the SNA RJP scan for work master sequencer in the main driver module (IATSNLD-label CTRLWAIT).

**Operator response:** Notify the system programmer.

**Programmer response:** See Table V for an explanation of the current work indicator.

#### Module:

#### Containing

IATSNL

#### Detecting

IATSNLD

#### Issuing

IATSNLD

**Routing Code:** 10



Descriptor Code: 7

---

**IAT2835**

**Explanation:**

▶▶—ABEND IN SNARJP SRB EXIT,—WS=—*wsname*—LU=—*luname*,—SESSION CANCELLED—▶▶

An error occurred while SNA RJP was running in an exit under service request block (SRB). The workstation name *wsname* and the logical unit name *luname* is given.

**System action:** The session with the specified logical unit ends.

**Operator response:** Notify the system programmer, and log on at the workstation.

**Module:**

Containing	Detecting	Issuing
IATSNL	IATSNDF	IATSNDF

**Routing Code:** 10,Note 18

Descriptor Code: 7

---

**IAT2836**

**Explanation:**

▶▶—RECURSIVE ABEND,—WS=—*wsname*—LU=—*luname*—SESSION ABANDONED—▶▶

While attempting to end a session following an error, a second error occurred.

**System action:** The session is unavailable.

**Operator response:** After the network has quiesced, issue a \*CANCEL,SNARJP command and then a \*CALL,SNARJP command.

**Module:**

Containing	Detecting	Issuing
IATSNL	IATSNDF	IATSNDF

**Routing Code:** 10,Note 18

Descriptor Code: 7

---

**IAT2837**

**Explanation:**

▶▶—SNARJP JESTAE PROCESSING ENTERED.—CURWK VALUE=—*x*—▶▶

An error occurred in the function indicated by *x*.

**System action:** Message IAT2832 is issued to indicate the routine responsible for the error.

**Operator response:** Notify the system programmer.

**Programmer response:** See Table IV for an explanation of the current work indicator.

**Module:**

Containing	Detecting	Issuing
IATSNL	IATSNLD	IATSNLD

## IAT2838 • IAT2840

**Routing Code:** 10

**Descriptor Code:** 7

---

### IAT2838

**Explanation:**

▶▶—SNARJP JESTAE PROCESSING ENTERED.—SNARJP CONTINUES--NO CTAB SUPPORT—▶▶

An error occurred during the setup of the compaction table during SNA RJP initialization.

**System action:** No compaction tables are built. Control returns to the SNA RJP initialization routine. SNA RJP continues.

**Operator response:** Notify the system programmer and notify all workstation operators that compaction will not be supported for their workstations.

**Module:**

Containing	Detecting	Issuing
IATSNL	IATSNLD	IATSNLD

**Routing Code:** 8

**Descriptor Code:** 7

---

### IAT2839

**Explanation:**

▶▶—ABEND DURING—ACTIVATE SNARJP PROCESSING.—SNARJP CONTINUES--NO AUTO-LOGON—▶▶

An error occurred during the process of activating the SNARJP DSP during SNA RJP initialization.

**System action:** Message IAT2801 SNARJP IS ACTIVE is issued. All automatic logon support is suspended. Control returns to the SNA RJP initialization routine. SNA RJP initialization continues.

**Operator response:** Notify the system programmer. Notify all workstation operators for which AUTO=Y is specified on the RJPWS initialization statement that automatic logon is suspended. Workstation operators will have to log on manually.

**Module:**

Containing	Detecting	Issuing
IATSNL	IATSNLD	IATSNLD

**Routing Code:** 10

**Descriptor Code:** 7

---

### IAT2840

**Explanation:**

▶▶—ABEND IN—ESTAE RETRY ROUTINE—▶▶

An error has occurred during SNARJP subtask ESTAE processing.

**System action:** The subtask is ended. The SNARJP DSP is posted to return to JSS.

**Operator response:** Notify the system programmer.

**Programmer response:** See Table V for an explanation of the current load indicator from message IAT2841.

**Module:**

Containing	Detecting	Issuing
IATSNL	IATSNLS	IATSNLS

**Routing Code:** 10

**Descriptor Code:** 7

#### IAT2841

**Explanation:**

▶▶—SNARJP ESTAE PROCESSING ENTERED.—CURWK VALUE=—*x*—▶▶

An error occurred in the function indicated by *x*.

**System action:** Message IAT2833 is issued indicating the function which caused the job to end.

**Operator response:** Notify the system programmer.

**Programmer response:** See Table V for an explanation of the function indicated in message IAT2833.

**Module:**

Containing	Detecting	Issuing
IATSNL	IATSNLS	IATSNLS

**Routing Code:** 10

**Descriptor Code:** 7

#### IAT2842

**Explanation:**

▶▶—SESSIONS MAY BE UNUSABLE—FOR WORKSTATIONS=—*wsname*—▶▶

An error has occurred while attempting to end a session for the cancel workstation routine or the termination session routine. The ending of the session for the workstation indicated by *wsname* was unsuccessful and may be incomplete.

**System action:** Messages IAT2832 and IAT2837 are issued indicating which routine and function are responsible for the cancellation. Control returns to the scan for work master sequencer in the main driver module (IATSNLD label CTRLWAIT).

**Operator response:** Notify the system programmer.

**Programmer response:** See Table IV.

**Module:**

Containing	Detecting	Issuing
IATSNL	IATSNLD	IATSNLD

**Routing Code:** 10

**Descriptor Code:** 7

## IAT2844 • IAT2845

---

### IAT2844

#### Explanation:

▶▶—SESSION RECOVERY FAILED—◀◀

The SNARJP FRR could not identify the failing session or the session failed two or more times.

**System action:** SNARJP processing continues for all other sessions.

**Operator response:** Issue a \*C SNARJP,T=*workstation* to end any workstation(s) that may be experiencing trouble.

#### Module:

Containing	Detecting	Issuing
IATABNT	IATABNT	IATABNT

#### Routing Code:

#### Descriptor Code:

---

### IAT2845

#### Explanation:

▶▶—LOSTERM ENTERED,—WORKSTATION=—*wsname*—LU=—*luname*—REASON CODE—*rc*—◀◀

VTAM scheduled the SNA RJP LOSTERM exit routine for workstation *wsname*. For information about the reason code *rc*, see *VTAM Programming*. Some of the more common reason codes are listed below.

#### Reason Code

##### Reason

X'0C' Network operation deactivated LU  
X'14' Unconditional logoff  
X'20' Conditional logoff  
X'24' Buffer limit exceeded

**System action:** For the indicated reason code the following occurs:

#### Reason Code

##### System Action

X'0C' or X'14' The session is ended immediately.  
X'20' The session is ended when all I/O operations scheduled for this session have completed.  
X'24' The session is reset (using CLEAR and start data traffic) unless the maximum buffer limit exceeded is reached. In that case, the session is ended.

**Operator response:** None. This is an informational message.

#### Module:

Containing	Detecting	Issuing
IATSNL	IATSNLS	IATSNLS

#### Routing Code: 10

#### Descriptor Code: 7

---

---

**IAT2846****Explanation:**

▶▶—SESSION CANCELLED/RESTARTED.—WS=*wsname*—LU=*luname*—ID=*xxxx*—▶▶

This informational message indicates that JES3 either started or canceled the session with the specified logical unit (LU) at the specified workstation (*wsname*) *xxxx* identifies the module and the point within the module where the call was made to module IATSNDE or module IATSNLO.

**System action:** The system cancels or restarts the session.

**Operator response:** None. This is an informational message.

**Module:**

Containing	Detecting	Issuing
IATSNL	IATSNLD	IATSNLD

**Routing Code:** 10

**Descriptor Code:** 7

---

**IAT2847****Explanation:**

▶▶—ATTEMPT TO LOGON—LU=*luname*—REJECTED,—LOGON COMMAND TOO LONG—▶▶

A SNARJP workstation attempted to log on using LU=*luname*. The logon command passed to SNARJP exceeded the maximum logon command buffer size.

**System action:** The LU is ended. JES3 and SNARJP continue processing.

**Operator response:**

- Local operator: This message is not displayed at the remote workstation (it is not logged on yet). This message can be used to determine why the remote operator can not log on.
- Remote operator: If possible re-enter the logon command correctly and reduce the size of the comment field. If the remote operator does not enter the logon command directly, investigate whether there is an error in the workstation software/hardware.

**Module:**

Containing	Detecting	Issuing
IATSNL	IATSNLS	IATSNLS

**Routing Code:** 10

**Descriptor Code:** 7

---

**IAT2848****Explanation:**

▶▶—SNARJP ESTAE PROCESSING HAS DETECTED—AN INCORRECT WORK WORD,—SNARJP WILL BE ENDED.—▶▶

The work word used by the SNARJP ESTAE exit was found to be incorrect. The work word is used to determine which retry routine should get control. Since the work word was incorrect, retry is impossible and the SNARJP DSP is posted to end.

**System action:** The SNARJP DSP and subtask are ended.

**Operator response:** Restart SNARJP by issuing a \*X SNARJP command.

## IAT2850 • IAT2851

**Problem determination:** See table III, items 1 and 4.

**Module:**

Containing	Detecting	Issuing
IATSNLS	IATSNLS	IATSNLS

**Routing Code:** 2,8,10

**Descriptor Code:** –

---

### IAT2850

**Explanation:**

▶▶—JES3/VTAM INTERFACE—FAILURE,—FUNC=—xxx—RC=—rc—RTCND=—yyy—FDBK2=—zzz—▶▶

VTAM has returned an error code which requires disconnecting all logical units and deactivating the JES3/VTAM interface.

**System action:** VTAM disconnects all workstation logical units and deactivates the JES3 logical unit.

**Operator response:** Restart the JES3/VTAM interface by issuing a \*CALL,SNARJP command.

**Programmer response:** See *VTAM Programming* for information about RC, RTNCD and FDBK2.

**Module:**

Containing	Detecting	Issuing
IATSNL	IATSNDA	IATSNLM

**Routing Code:** 10

**Descriptor Code:** 7

---

### IAT2851

**Explanation:**

▶▶—JES3/VTAM OPEN ACB FAILURE,—RC=—rc,—ERR=—cc—▶▶

SNA RJP did not initialize because the JES3/VTAM interface was not established.

**System action:** The SNARJP DSP is ended.

**Operator response:** Notify the system programmer.

**Programmer response:** Check *VTAM Programming* for an explanation of the return and error codes issued. Some of the common ones are:

Error	Problem	Action
14	Temporary storage shortage	Issue a *CALL,SNARJP command again
24	Incorrect password	Verify that the password on the COMMDEFN statement matches the password specified on the VTAM APPL statement and perform a warm start or hot start with refresh or change the VTAM APPL definition for SNA RJP
58	Application already open	ACB already opened by another user
5C	VTAM inactive	Initialize VTAM

**Module:**

<b>Containing</b> IATSNL	<b>Detecting</b> IATSNLD	<b>Issuing</b> IATSNLD
-----------------------------	-----------------------------	---------------------------

**Routing Code:** 10

**Descriptor Code:** 7

---

IAT2852

**Explanation:**

```

▶▶—JES3/VTAM ERROR,—FUNCTION—xxxxxxx—RC=—rc—RTCD=—cdc—FDBK2=—yy—SENSE CODE=—sens————▶
▶—WS=—┌wsname┐—LU=—luname————▶
      └UNKWN┘

```

While JES3 was using the specified Virtual Telecommunications Access Method (VTAM) function, an error occurred for the logical unit (LU) specified by *luname*. Generally, this message will be issued only for failure conditions. In the message text, the VTAM function, specified by *xxxxxxx*, is one of the following:

**Function**

**Definition**

**CLOSE** Close access method control block (ACB)

**CLSDST**

Close destination

**OPEN** Open ACB

**OPNDST**

Open destination

**SETLOGON**

Set logon processing

**SIMLOGON**

Simulated logon (AUTO=Y)

**SEND** Send data

**INQUIRE**

Session inquiry

**RECEIVE**

Receive data

**RESETSR**

Session direction reset

**Note:** If UNKWN is indicated on the WS= parameter, then the workstation name is unknown.

**System action:** The system ends the specified LU immediately. If no logical unit is specified in the message text, the error may cause SNARJP to end.

**Operator response:** Notify the system programmer.

**System programmer response:** See *VTAM Programming* for information about the RC, RTNCD, FDBK2, and SENSE CODE.

**Module:**

<b>Containing</b> IATSNL IATSNL	<b>Detecting</b> IATSNLS IATSNDA	<b>Issuing</b> IATSNLS IATSNLM
---------------------------------------	--	--------------------------------------

## IAT2853 • IAT2855

Routing Code: 10

Descriptor Code: 7

---

### IAT2853

**Explanation:**

▶▶—INVALID EXPEDITED REQUEST—WS=—*wsname*—LU=—*luname*————▶▶

An expedited request other than request shut down (RQSHUTD) or SIGNAL was sent from workstation *wsname* for logical unit *luname*.

**System action:** Workstation *wsname* is immediately ended.

**Operator response:** The workstation operator must log on at his workstation.

**Module:**

Containing	Detecting	Issuing
IATSNL	IATSNDD	IATSNDD

Routing Code: 10,Note 18

Descriptor Code: 7

---

### IAT2854

**Explanation:**

▶▶—CLEAR AND SDT LIMIT EXCEEDED FOR—WS=—*wsname*, —LU=—*luname*, —SESSION TERMINATED————▶▶

The buffer limit has been exceeded five times on the session with the specified logical unit. Session problems may exist. See *VTAM Installation* for information on the size of buffer limit.

**System action:** The session with the specified logical unit will end immediately.

**Operator response:** Notify the system programmer.

**Programmer response:** Check buffer limits and change them, if necessary.

**Module:**

Containing	Detecting	Issuing
IATSNL	IATSNLS	IATSNLS

Routing Code: 10

Descriptor Code: 7

---

### IAT2855

**Explanation:**

▶▶—JES3/VTAM OPEN ACB FAILURE,—SPECIFY—"RETRY"—TO ATTEMPT OPEN AGAIN OR—"TERM"————▶▶

▶—TO TERMINATE SNARJP————▶▶

SNA/RJP did not initialize because the JES3/VTAM interface was not established.

**System action:** SNA/RJP waits until a valid response, either "TERM" or "RETRY", is entered.

**Operator response:** First, determine if VTAM has initialized by entering this command:

DISPLAY A,LIST



- If VTAM has initialized, enter “TERM” and contact your system programmer.
- If VTAM has not initialized, wait until VTAM has initialized and then enter “RETRY”.

**System programmer response:** Message IAT2851 is issued after “TERM” is entered. Use this message to determine the cause of the failure.

**Module:**

Containing	Detecting	Issuing
IATSNLS	IATSNLS	IATSNLS

**Routing Code:** 1,8,10

**Descriptor Code:** –

**IAT2856**

**Explanation:**

▶▶—AN INVALID LU ADDRESS—MAY HAVE CAUSED—A SESSION TO BE ABANDONED—▶▶

JES3 attempted to end a SNA RJP session. Each SNA RJP workstation is composed of one or more logical units (LU). JES3 received an incorrect LU address and could not determine which LU in the workstation to end. The session may be abandoned.

**System action:** JES3 issues DM552 and JES3 processing continues.

**Operator response:** Notify the system programmer.

**System programmer response:** See the system programmer response for DM552 in *z/OS JES3 Diagnosis*.

**Module:**

Containing	Detecting	Issuing
IATSNLS	IATSNLK	IATSNLS

**Routing Code:** –

**Descriptor Code:** 10

**IAT2858**

**Explanation:**

▶▶—WORKSTATION PASSWORD CHANGE—REJECTED—SECURITY CHECK FAILED—▶▶

A remote workstation requested a password change but the security check failed.

**System action:** The password remains unchanged. JES3 processing continues.

**Operator response:** None. This is an informational message.

**Module:**

Containing	Detecting	Issuing
IATSNLS	IATSNLS	IATSNLS

**Routing Code:** Note 10,Note 18

**Descriptor Code:** 7

## IAT2860 • IAT2862

---

### IAT2860

#### Explanation:

▶▶—WS=*wsname*—STARTED—◀◀

This message is issued in response to an \*S,SNARJP,T=*wsname* command, or in response to a \*CALL,SNARJP command if AUTO=Y is coded on the RJPWS initialization statement for workstation *wsname*.

**System action:** START or CALL processing continues.

**Operator response:** The remote operator can now use the workstation.

#### Module:

Containing	Detecting	Issuing
IATSNL	IATSNLO	IATSNLO

**Routing Code:** 8,Note18

**Descriptor Code:** 7

---

### IAT2861

#### Explanation:

▶▶—WS=*wsname*—READY FOR LOGONS—◀◀

This message is issued in response to a \*RESTART,SNARJP,T=*wsname* or a \*START,SNARJP,T=*wsname* command. It indicates that workstation *wsname* is ready to be used for input or output.

**System action:** SNA RJP issues a SIMLOGON or waits for a LOGON from the workstation.

**Operator response:** None. This is an informational message.

#### Module:

Containing	Detecting	Issuing
IATSNL	IATSNLC	IATSNLC

**Routing Code:** 8,Note 18

**Descriptor Code:** 7

---

### IAT2862

#### Explanation:

▶▶—WS=*wsname*—CANCEL COMMAND ACCEPTED—◀◀

This message is issued in response to a \*CANCEL,SNARJP,T=*wsname* command. It indicates that the workstation *wsname* will be canceled.

**System action:** Cancel processing begins.

**Operator response:** None. This is an informational message.

#### Module:

Containing	Detecting	Issuing
IATSNL	IATSNLC	IATSNLC

**Routing Code:** 8,Note 18

Descriptor Code: 7

---

IAT2863

**Explanation:**

▶▶—WS=*wsname*—RESTART PENDING—▶▶

The \*R,SNARJP,T=*wsname* has been accepted for workstation *wsname*.

**System action:** SNA RJP cancels the workstation and then starts it again.

**Operator response:** None. This is an informational message.

**Module:**

Containing	Detecting	Issuing
IATSNL	IATSNLO	IATSNLO

Routing Code: 8,Note 18

Descriptor Code: 7

---

IAT2864

**Explanation:**

▶▶—WS=*wsname*—NOT LOGGED ON,—SIMLOGON FAILED—▶▶

A SIMLOGON was attempted and an error occurred processing it.

**System action:** The SIMLOGON attempt is ignored and the workstation is available for logons.

**Operator response:** The workstation operator must now log on manually. Automatic logon or SIMLOGON cannot be used.

**Module:**

Containing	Detecting	Issuing
IATSNL	IATSNLC	IATSNLC
IATSNL	IATSNLO	IATSNLO

Routing Code: 8,Note 18

Descriptor Code: 7

---

IAT2865

**Explanation:**

▶▶—WS=*wsname*—CONSOLE DOWN—▶▶

A physical problem exists with the console at workstation *wsname*.

**System action:** All output destined to the console at workstation *wsname* is queued until the console is repaired.

**Operator response:** Identify the problem and, if unable to correct it, call your service representative.

**Module:**

Containing	Detecting	Issuing
IATSNL	IATSNDR	IATSNDR
IATSNL	IATSNDV	IATSNDV

## IAT2866 • IAT2880

**Routing Code:** 8

**Descriptor Code:** 7

---

**IAT2866**

**Explanation:**

▶▶—WS=*wsname*—RESTARTED—◀◀

This message is issued in response to a successful \*RESTART,SNARJP,T=*wsname* command.

**System action:** Workstation *wsname* is canceled and then started again.

**Operator response:** None. This is an informational message.

**Module:**

Containing	Detecting	Issuing
IATSNL	IATSNLC	IATSNLC

**Routing Code:** 8,Note 18

**Descriptor Code:** 7

---

**IAT2867**

**Explanation:**

▶▶—COMMAND REJECT—WS=*wsname*—IS BEING DEACTIVATED—◀◀

An operator entered a command for workstation *wsname*. This command is rejected because the workstation is ended because of a request from the logical unit, a \*CANCEL,SNARJP command, or a permanent I/O error.

**System action:** The command is rejected and the workstation is ended.

**Operator response:** None. This is an informational message.

**Module:**

Containing	Detecting	Issuing
IATSNL	IATSNLO	IATSNLO

**Routing Code:** 8,Note 18

**Descriptor Code:** 7

---

**IAT2880**

**Explanation:**

▶▶—TRACE TABLE—GETMAIN FAILED FOR—WS=*wsname*,—LU=*luname*—◀◀

An error occurred while getting storage, using the AGETMAIN macro, for the trace table.

**System action:** The SNA RJP trace facility is not initialized. Processing continues.

**Operator response:** None. This is an informational message.

**Module:**

Containing	Detecting	Issuing
IATSNL	IATSNLO	IATSNLO

**Routing Code:** 8,Note 18

**Descriptor Code:** 7

#### IAT2881

**Explanation:**

▶▶—TRACE ON INITIATED—FOR INACTIVE WORKSTATION—WS=*wsname*—▶▶

This message, issued in response to a \*START,SNARJP, T=*wsname*,TRACEON command, indicates that the SNA RJP trace facility is on; however, the workstation is not logged on. The trace request will still be honored when the workstation logs on.

**System action:** Processing continues.

**Operator response:** None. This is an informational message.

**Module:**

Containing	Detecting	Issuing
IATSNL	IATSNLO	IATSNLO

**Routing Code:** 8,Note 18

**Descriptor Code:** 7

#### IAT2882

**Explanation:**

▶▶—TRACE HALTED FOR—WS=*wsname*—▶▶

This message, issued in response to a \*START SNARJP, T=*wsname*, TRACEOFF command, indicates that the SNA FJP trace facility has been halted on the specified workstation.

**System action:** Processing continues.

**Operator response:** None. This is an informational message.

**Module:**

Containing	Detecting	Issuing
IATSNL	IATSNLO	IATSNLO

**Routing Code:** 8,Note 18

**Descriptor Code:** 7

#### IAT2883

**Explanation:**

▶▶—DATASET—

1001
TRTBL

—*wsname*—*lcbname*—HAS BEEN SPUN OFF TO JOB 0,—CLASS=*class*—▶▶

The specified data set has been spun off.

**System action:** Processing continues.

**Operator response:** None. This is an informational message.

**Module:**

## IAT2884 • IAT2886

**Containing**  
IATSNL

**Detecting**  
IATSNLO

**Issuing**  
IATSNLO

**Routing Code:** Note 18

**Descriptor Code:** 7

---

### IAT2884

**Explanation:**

```
▶▶—TRACE STARTED FOR—WS=—wsname—┌LU=—luname—┐—————▶▶
```

This message, issued in response to a \*START,SNARJP, T=*wsname*, TRACEON command indicates that the SNA RJP trace facility has been started.

**System action:** Processing continues.

**Operator response:** None. This is an informational message.

**Module:**

**Containing**  
IATSNL

**Detecting**  
IATSNLO

**Issuing**  
IATSNLO

**Routing Code:** 8,Note 18

**Descriptor Code:** 7

---

### IAT2886

**Explanation:**

```
▶▶—DISCONNECT FORCED-REASON=—xx—WS=—wsname—LU=—luname—▶▶
```

An \*CANCEL SNARJP,T=WSNAME,I command to immediately end all JES3 activity was entered, but the normal end hung.

In the message text, reason *xx* is one of the following:

**Reason Explanation**

- |    |  |
|----|--|
| 01 | The Virtual Telecommunications Access Method (VTAM) CLSDST request issued by JES3 did not complete |
| 02 | A synchronization problem occurred in JES3 close down processing.                                  |

**System action:** JES3 forces the session to end before completing SNARJP processing. Once the workstation is gone, the LU should be able to log on to JES3 again.

**Operator response:** Notify the system programmer.

**System programmer response:** If the reason for the forced disconnection is because the VTAM CLSDST did not complete, the session may still be in VTAM. If so, have the operator enter an V NET,TERM,SLU=*luname* command to clear the session; then the remote operator might log on again.

If the reason for the forced disconnection is due to JES3 close down synchronization problem and this problem repeatedly occurs for the workstation, run the workstation with the SNARJP trace active for the workstation. When the problem occurs again, save the system log and SNARJP trace output for the workstation. Also, invoke the dump core facility and have the operator enter an \*S DC,OPTION=WSB command to dump the SNARJP workstation blocks. The disconnected workstation may still be in the DC output with an indication that it is 'pending free' processing. Once this output is collected, contact the IBM Support Center.

**Module:**

**Containing**  
IATSNLC

**Detecting**  
IATSNLC

**Issuing**  
IATSNLC

**Routing Code:** 8

**Descriptor Code:** 7





---

## Chapter 6. Initialization Messages

---

### IAT3000

#### Explanation:

▶▶ IATINTK—UNABLE TO ATTACH JES3 MODULE—  
┌ IATNUC ─┐  
└ IATNUCF ┘ ,FOR FSS—*fssname*,—ASID—*asid*▶▶

The job step task, IATINTK, was not able to attach IATNUC or IATNUCF, the resident JES3 or functional subsystem (FSS) nucleus.

**System action:** JES3 or FSS initialization ends.

**Operator response:** Notify the system programmer.

**Programmer response:** Verify that module IATNUC or IATNUCF is present in one of the following:

- The STEPLIB concatenation defined in the procedure used to start the JES3 or CI FSS address space.
- The linklist specified in response to message IEA101A, SPECIFY SYSTEM PARAMETERS FOR RELEASE *xxx.yy.zzz*.

**Problem determination:** See Table I, items 2, 5a, 7c, 13, and 16; Table III, items 6 and 21.

#### Module:

Containing	Detecting	Issuing
IATINTK	IATINTK	IATINTK

**Routing Code:** 2,10

**Descriptor Code:** 4

---

### IAT3001

#### Explanation:

▶▶ JES3 CSR RECORD INVALID▶▶

JES3 read the complex status record (CSR) from the checkpoint data set to update the status of the processor on which JES3 was ending. In reading the CSR, JES3 detected that the initialization time stamp in the CSR on the spool did not match the time stamp in the resident CSR.

**System action:** JES3 continues to end processing; however, status information for this processor in the checkpointed CSR is either incorrect or absent. If this message is issued while you are performing a DSI, then the DSI ends.

**Operator response:** Perform a warm start and if that fails, notify the system programmer.

**Programmer response:** If the warm start failed, perform a cold start.

**Problem determination:** See Table III, items 4 and 6.

#### Module:

Containing	Detecting	Issuing
IATINTK	IATINTK	IATINTK

**Routing Code:** 2,10

**Descriptor Code:** 4

---

## IAT3002 • IAT3004

---

### IAT3002

#### Explanation:

▶▶—ERROR ON FSS—START COMMAND FOR FSS—*fssname*,—ASID=*—asid*—▶▶

JES3 issued a START command for a functional subsystem (FSS) address space. The command contained syntax errors. The FSS name *fssname* indicates the name of the requested FSS and the ASID *asid* indicates the requested address space ID.

**System action:** FSS initialization ends with a system completion code of 2FB and a dump is taken.

**Operator response:** Notify the system programmer.

**Programmer response:** Look at the ABEND dump generated by module IATINTK to determine what was wrong with the START command. Verify that the parameters on the START command are correct.

#### Module:

Containing	Detecting	Issuing
IATINTK	IATINTK	IATINTK

**Routing Code:** 2,10

**Descriptor Code:** 4

---

### IAT3003

#### Explanation:

▶▶—INVALID FSS START FOR FSS—*fssname*,—ASID=*—asid*—▶▶

An incorrect START command was issued for a functional subsystem (FSS) address space. The START command can only be issued internally by JES3. The START command cannot be issued from the operator console. The FSS *fssname* indicates the name of the requested FSS and the ASID *asid* indicates the requested address space ID.

**System action:** FSS initialization ends with a system completion code of 2FB and a dump is taken.

**Operator response:** Starting an FSS with an operator START command is not allowed and will always fail. If you did not issue a START command to bring up the FSS address space, then notify the system programmer.

**Programmer response:** Verify that the START was issued internally by JES3 as opposed to by a START command from the console. This can be checked by looking for the existence of a token in the command input buffer (CIB). There will be no token if a START command was issued by the operator.

#### Module:

Containing	Detecting	Issuing
IATINTK	IATINTK	IATINTK

**Routing Code:** 2,10

**Descriptor Code:** 4

---

### IAT3004

#### Explanation:

▶▶—JES3 SUBSYSTEM VERIFY REQUEST FAILED—  
  └,FOR FSS—*fssname*,—ASID—*asid*—┘▶▶

Either JES3 was trying to verify itself as the primary subsystem or an FSS was trying to verify that JES3 is a defined subsystem. If the error occurred during FSS initialization, the FSS name and ASID are included in the message.

**System action:** JES3 or FSS initialization ends with a system completion code of 2FB.

**Operator response:** Notify the system programmer.

**Programmer response:** Check SYS1.PARMLIB to make sure that JES3 is defined there as the primary subsystem. Ensure that the name used for JES3 in SYS1.PARMLIB is the same name that is used to start JES3. Also make sure the failing job step includes SYSABEND DD, SYSUDUMP DD, and SYSMDUMP DD statements. Then restart JES3.

**Problem determination:** Obtain the following items:

- Console log from initialization
- The JES3 dump

**Module:**

<b>Containing</b> IATINTK	<b>Detecting</b> IATINTK	<b>Issuing</b> IATINTK
------------------------------	-----------------------------	---------------------------

**Routing Code:** 2,10

**Descriptor Code:** 4

IAT3005

**Explanation:**

▶▶—IATINAX UNABLE TO—ATTACH IATAUX TASK—▶▶

JES3 initialization module IATINAX was not able to attach the JES3 auxiliary task; ATTACH processing issued a non-zero return code.

**System action:** JES3 initialization ends with a system completion code of CFB.

**Operator response:** Notify the system programmer.

**Programmer response:** Verify that module IATAUX is present in one of the following:

- The STEPLIB concatenation defined in the JES3 procedure, if used.
- A library included in the linklist specified in response to message IEA101A, SPECIFY SYSTEM PARAMETERS FOR RELEASE *xxx.yy.zz*.

**Problem determination:** See Table I, items 2, 5a, 7c, 13, and 16; Table III, items 2, 6, and 21.

**Module:**

<b>Detecting</b> IATINAX	<b>Issuing</b> IATINAX	<b>Containing</b> IATINAX
-----------------------------	---------------------------	------------------------------

**Routing Code:** 2,10

**Descriptor Code:** 4

IAT3007

**Explanation:**

▶▶—*message text*—▶▶

An error was encountered while processing a prefix specified on the SYN= or PLEXSYN= keyword on the CONSTD initialization statement. The *message text* can be one of the following:

**PREFIX *prefix* IGNORED - CONTAINS ALL NUMERICS**

Prefix consists of all numeric characters.

**PREFIX *prefix* IGNORED - CONTAINS GREATER THAN EIGHT CHARACTERS**

Prefix consists of greater than eight characters.

**PREFIX *prefix* IGNORED - CONTAINS INVALID CHARACTERS**

Prefix consists of one or more characters that are not in the range of X'41' to X'FE'

**PREFIX *prefix* IGNORED AS A SYSPLEX PREFIX, ALREADY DEFINED WITH SYSTEM SCOPE**

The same prefix was specified on both the SYN= and PLEXSYN= keywords of the CONSTD initialization statement. The PLEXSYN definition is ignored.

**PREFIX *prefix* HAS BEEN ADDED AS A SYSPLEX SCOPED PREFIX**

The prefix "\*" was not specified on either the SYN= or PLEXSYN= keywords of the CONSTD initialization statement. JES3 adds "\*" to its sysplex scoped prefix table.

**NO ALLOWABLE SYSTEM SCOPED PREFIX FOUND, DEFAULT PREFIX "8" WILL BE USED**

All prefixes specified on the SYN= keyword on the CONSTD initialization statement were in error. The default SYSTEM scoped prefix, "8" will be used.

**"\*" IS NOT A SYSPLEX SCOPED PREFIX, USE IT AS A SYSTEM SCOPED PREFIX**

The prefix "\*" was specified on the PLEXSYN= keyword of the CONSTD initialization statement however, JES3 was unable to register the "\*" with the COMMAND PREFIX FACILITY (CPF) as a sysplex scoped prefix. The "\*" prefix should be used as a JES3 system-scoped prefix.

**DEFAULT SYSPLEX PREFIX "\*" CANNOT BE DEFINED TO CPF, USE IT AS A SYSTEM PREFIX**

The prefix "\*" was not specified on either the SYN= or PLEXSYN= keywords of the CONSTD initialization statement. JES3 added "\*" to its sysplex scoped prefix table but then was unable to register the "\*" with the COMMAND PREFIX FACILITY (CPF) as a sysplex scoped prefix. The "\*" prefix should be used as a JES3 system scoped prefix.

**NO ALLOWABLE SYSPLEX SCOPED PREFIX FOUND, NO SYSPLEX SCOPED PREFIX IN EFFECT**

JES3 was unable to successfully define any sysplex scoped prefixes to the COMMAND PREFIX FACILITY (CPF). Therefore, only the system scoped prefixes may be used to communicate with JES3.

**PREFIX *prefix* IGNORED - ALREADY DEFINED FOR [SYSPLEX] [*sysname*]**

JES3 attempted to define the prefix to the COMMAND PREFIX FACILITY (CPF) and received a return code indicating that another subsystem has this prefix in use. If *SYSPLEX* is specified, the conflicting prefix is already defined as a sysplex-scoped prefix. If *sysname* is specified, the conflicting prefix is already defined as a system-scoped prefix on the indicated system.

**PREFIX *prefix* IGNORED - SUBSET OF PREFIX ALREADY DEFINED FOR [SYSPLEX] [*sysname*]**

JES3 attempted to define the prefix to the COMMAND PREFIX FACILITY (CPF) and received a return code indicating that the prefix is a subset of a prefix that has already been defined to CPF. If *SYSPLEX* is specified, the conflicting prefix is already defined as a sysplex-scoped prefix. If *sysname* is specified, the conflicting prefix is already defined as a system-scoped prefix on the indicated system.

**PREFIX *prefix* IGNORED - SUPerset OF PREFIX ALREADY DEFINED FOR [SYSPLEX] [*sysname*]**

JES3 attempted to define the prefix to the COMMAND PREFIX FACILITY (CPF) and received a return code indicating that the prefix is a superset of a prefix that has already been defined to CPF. If *SYSPLEX* is specified, the conflicting prefix is already defined as a sysplex-scoped prefix. If *sysname* is specified, the conflicting prefix is already defined as a system-scoped prefix on the indicated system.

**PREFIX *prefix* IGNORED - CPF REQUEST=DEFINE ERROR ENCOUNTERED, RC=*rc*, RSN=*rsn*, FOR [SYSPLEX] [*sysname*] }**

JES3 attempted to define the prefix to the COMMAND PREFIX FACILITY (CPF) and received the specified return and reason code. If *SYSPLEX* is specified, the error occurred attempting to define a sysplex-scoped prefix. If *sysname* is specified, the error occurred attempting to define a system-scoped prefix on the indicated system.

**SYSTEM IS RUNNING IN AN XCF-LOCAL ENVIRONMENT, NO SYSPLEX SCOPED PREFIX IN EFFECT.**

Due to an environmental error, JES3 could not define any prefix(es) specified on the PLEXSYN= parameter of the CONSTD initialization statement to the command prefix facility (CPF). Upon return, CPF indicated that the system is running in XCF-local mode. This could occur if you specified either PLEXCFG=MONOPLEX or PLEXCFG=XCFLOCAL in the IEASYSxx member of SYS1.PARMLIB. Therefore, only system-scoped prefixes can be used to communicate with JES3.

**System action:** Either the specified prefix has not been defined to the COMMAND PREFIX FACILITY (CPF) as a SYSTEM or SYSPLEX scoped prefix or, a default SYSTEM or SYSPLEX scoped prefix has been defined as specified. Initialization continues.

**Operator response:** The system programmer can use the D OPDATA,PREFIX command to see which prefixes are already in use in the sysplex. On the next JES3 warm or cold start, replace the prefix in error with a valid prefix.

If the error reason is “NO ALLOWABLE SYSPLEX SCOPED PREFIX FOUND, NO SYSPLEX SCOPED PREFIX IN EFFECT”, currently the system is running without a SYSPLEX scoped prefix defined to the COMMAND PREFIX FACILITY (CPF).

If the failure to define the sysplex scoped prefixes to CPF was due to another subsystem having already defined the prefixes with SYSPLEX scope, using these prefixes could result in the command being routed to another processor (i.e. if that subsystem registered its SYSPLEX scoped prefix on another processor). In this case, use the remaining SYSTEM scoped prefixes to communicate with JES3, or precede the command with another sysplex scoped prefix which directs the command to the appropriate processor (e.g. a prefix defined by the IEECMDPF sample program).

However, if the message was issued in a multiple global sysplex configuration, as a result of the SYN=(\*,8) specification on the CONSTD statement, ignore the message. Use the asterisk character (\*) only on the global system, or use the sysplex synonym defined via PLEXSYN keyword, or use the MVS ROUTE command to direct JES3 commands to the correct global.

See *z/OS JES3 Initialization and Tuning Reference* for information on defining prefixes. Some forms of this message are written to JES3OUT and an operator's console. Others are written exclusively to JES3OUT.

**Module:**

Containing	Detecting	Issuing
IATINPK	IATINPK	IATINPK

**Routing Code:** 1,Note 17,Note 18

**Descriptor Code:** 4

**IAT3008**

**Explanation:**

►►—COLD,—WARM,—OR HOT/REFRESH START REQUIRED,—*reasontext*—◀◀

JES3 encountered an error during initialization processing of records within the checkpoint data set(s). *reasontext* can be the following:

**ERROR READING DYNALLOC CKPT RECORD**

An error was encountered while reading the DYNALLOC record (S99) from the checkpoint data set(s), or the S99 record was not found.

**DYNALLOC CKPT RECORD NOT VALID**

The DYNALLOC record (S99) was successfully read but is not usable or contains incorrect status.

**System action:** JES3 issues message IAT3011 and restricts the current restart to cold, warm, or hot start with refresh.

**Operator response:** Notify the system programmer. Respond to message IAT3011. The only acceptable replies are C (cold start), W (warm start), HR (hot start with refresh), or CANCEL (to end JES3 initialization).

**System programmer response:** Obtain the information listed in Chapter 30, “Problem Determination,” on page 1135 and use the data to determine the error. See *z/OS JES3 Initialization and Tuning Guide* for more information on restarting JES3.

**Problem determination:** See Chapter 30, “Problem Determination,” on page 1135, Table III, items 6, 20, and 21.

**Module:**

Containing	Detecting	Issuing
IATINGL	IATINGL	IATINGL

**Routing Code:** 2

**Descriptor Code:** 2,7

## IAT3010 • IAT3011

---

### IAT3010

#### Explanation:

▶▶—JES3 IS NOT THE PRIMARY SUBSYSTEM—▶▶

JES3 has been started with another subsystem functioning as the primary job entry subsystem. JES3 must be the primary job entry subsystem.

**System action:** JES3 initialization ends.

**Operator response:** End the other job entry subsystem before invoking JES3.

**Problem determination:** See Table III, item 21.

#### Module:

Containing	Detecting	Issuing
IATINTK	IATINTK	IATINTK

**Routing Code:** 2,10

**Descriptor Code:** 4

---

### IAT3011

#### Explanation:

▶▶—SPECIFY JES3 START TYPE—(C, L, H, HA, HR, HAR, W, WA, WR, WAR, OR CANCEL)—▶▶

JES3 requests that the operator specify a start type before resuming initialization processing.

**System action:** JES3 initialization waits for an operator response.

**Operator response:** Enter one of the following:

<b>C</b>	cold start as the global
<b>L</b>	local start (note 2 below)
<b>H</b>	hot start as the global (note 2 below)
<b>HA</b>	hot start as the global and perform spool control block validity analysis on all jobs in the queue (note 2 below)
<b>HR</b>	hot start as the global, read the initialization stream, and process some of the initialization parameters (note 2 below)
<b>HAR</b>	hot start as the global, read the initialization stream, and process some of the initialization parameters, and perform spool control block validity analysis on all jobs in the queue (note 2 below)
<b>W</b>	warm start as the global
<b>WA</b>	warm start as the global and perform spool control block validity analysis on all jobs in the queue
<b>WR</b>	warm start as the global processor and allow replacement of spool data sets
<b>WAR</b>	warm start as the global processor, perform spool control block validity analysis for all jobs in the queue, and allow replacement of spool data sets
<b>CANCEL</b>	immediately end JES3 initialization

#### Note:

1. A reply of W, WA, WR, WAR, or C also requires the IPL of all processors in the complex.
2. Valid on a processor that was global at the last JES3 start; the processor remains global.

**System programmer response:** None

**Module:**

<b>Containing</b> IATINGS	<b>Detecting</b> IATINGS	<b>Issuing</b> IATINGS
------------------------------	-----------------------------	---------------------------

**Routing Code:** 1**Descriptor Code:** 7**IAT3012****Explanation:**

▶▶—SELECT JES3 INISH ORIGIN—(N OR M=),—AND OPTIONAL EXIT PARM—(,P=)—OR CANCEL—▶▶

The operator replied HR, HAR, W, WA, WAR, WR, or C to message IAT3011. The location of the JES3 initialization statements must now be supplied. As distributed by IBM, the JES3 procedure specifies member JES3IN00 in SYS1.SIATSAMP as the default source of initialization statements. Ignore the P= parameter unless directed to do otherwise by your system programmer.

**System action:** JES3 initialization waits for an operator response.**Operator response:****N** no change. Use the data set member specified in the JES3 procedure.**M=nn**

use the member whose name is JES3INnn.

**,P=XXXXXXXX**use the 1-8 character sequence that is to be made available to installation exit 15 described in *z/OS JES3 Customization*. Special characters may be included, but are not advised. Do not use an equal sign, a comma, or a blank in the string.**CANCEL**

end JES3 initialization immediately.

If your reply is incorrect, JES3 reissues the message.

**Module:**

<b>Containing</b> IATINGS	<b>Detecting</b> IATINGS	<b>Issuing</b> IATINGS
------------------------------	-----------------------------	---------------------------

**Routing Code:** 1**Descriptor Code:** 7**IAT3013****Explanation:**

▶▶—INVALID REPLY—▶▶

The reply to a preceding JES3 initialization or configuration services write to operator (WTOR) was incorrect or did not specify a valid option.

**System action:** JES3 reissues the original message and waits for an operator response.**Operator response:** Select the desired response.**Problem determination:** See Table III, items 6 and 21.**Module:**

## IAT3014 • IAT3015

### Containing

IATINGL  
IATINGS  
IATCNIN  
IATCFSRV  
IATMOCW  
IATINJQ  
IATMSSTA

### Detecting

IATINGL  
IATINGS  
IATCNIN  
IATCFSRV  
IATMOCF  
IATINJQ  
IATMSSTA

### Issuing

IATINGL  
IATINGS  
IATCNIN  
IATCFSRV  
IATMOCF  
IATINJQ  
IATMSSTA

**Routing Code:** 1,10

**Descriptor Code:** 4,7

---

### IAT3014

#### Explanation:

▶▶—*ddn*—DID NOT OPEN,—INIT TERMINATED—▶▶

The data set specified by the DD statement *ddn* failed to open. The JES3 procedure probably does not include a valid DD statement with this name.

**System action:** JES3 initialization ends.

**Programmer response:** Verify that the named DD statement in the JES3 procedure represents a valid data set or unit allocation.

**Problem determination:** See Table III, items 5, 6, 20, and 21.

#### Module:

### Containing

IATINGS  
IATINIC

### Detecting

IATINGS  
IATINIC

### Issuing

IATINGS  
IATINIC

**Routing Code:** 2,10

**Descriptor Code:** 1,7

---

### IAT3015

#### Explanation:

▶▶—JES3BIN BLKSIZE NOT MULTIPLE OF 80,—INIT TERMINATED—▶▶

The data set represented by the DD statement JES3IN in the JES3 procedure is not in blocked 80-character card image format. Only 80-character multiple blocks are acceptable for use as JES3IN.

**System action:** JES3 initialization ends.

**Operator response:** Reinitialize JES3 and specify an alternate JES3 procedure if you did not change the JES3IN data set in the original procedure.

**Programmer response:** Recreate the data set that contains the JES3 initialization statements, specifying a block size that is an integer multiple of 80. Or correct the DD statement in the JES3 procedure to specify the proper data set.

**Problem determination:** See Table III, items 6, 20, and 21.

#### Module:

### Containing

IATINGS

### Detecting

IATINGS

### Issuing

IATINGS



**Routing Code:** 2,10

**Descriptor Code:** 1,7

### IAT3016

#### Explanation:

▶▶—DEALLOCATION OF JES3IN FAILED—▶▶

An attempt to dynamically deallocate the JES3IN data set has failed.

**System action:** JES3 initialization continues.

**Operator response:** None. This is an informational message.

#### Module:

Containing	Detecting	Issuing
IATINGS	IATINGS	IATINGS

**Routing Code:** 10

**Descriptor Code:** 4,7

### IAT3020

#### Explanation:

▶▶—UNABLE TO LOAD JES3 MODULE—*module* , FOR FSS—*fssname*, —ASID=—*asid*—▶▶

▶▶—ABEND CODE=—*xxxx*, —RETURN CODE=—*xxxx*— DUMP CODE=—*xxxx*—▶▶

JES3 was unable to load the MVS or JES3 module. If JES3 attempts to load the specified module while executing in a functional subsystem (FSS), the functional subsystem name *fssname* and address space id appear in the message. If the message does not identify the name and ASID of an FSS, the error occurred while attempting to load the specified module in a JES3 address space.

JES3 displays the abend code and return code when the LOAD macro is used to place the specified module in storage. The dump code is displayed when an ALOAD macro was used to place the module in storage.

**System action:** The action depends on the module being loaded and the module that requested the load. The following conditions cause JES3 or FSS initialization to end with a system completion code of 2FB:

- The module is needed for JES3 or FSS initialization.
- The module is needed during normal JES3 operation.

If the module is not critical to JES3 operation, or if the module name starts with IATUX, initialization continues, but message IAT3102 indicating, probable failure, is issued at the end of initialization.

**Operator response:** Notify the system programmer.

**Programmer response:** Verify that the module is present in one of the following:

- The STEPLIB concatenation defined in the JES3 or FSS procedure
- The linklist specified in response to message IEA101A SPECIFY SYSTEM PARAMETERS FOR RELEASE *xx.yy.zzz*

If the module in error is required in LPA, you must make sure it is not in a STEPLIB or JOBLIB data set.

**Problem determination:** See Table I, items 2, 7d, and 13; Table III, items 4, 5, 6, 20, and 21.

#### Module:

## IAT3021 • IAT3022

Containing	Detecting	Issuing
IATINFA	IATINFA	IATINFA
IATINGL	IATINGL	IATINGL
IATINGS	IATINGS	IATINGS
IATINI1	IATINI1	IATINI1
IATINIC	IATINIC	IATINIC
IATINIT	IATINIT	IATINIT
IATINSV	IATINSV	IATINSV
IATINTK	IATINTK	IATINTK

**Routing Code:** 2,10,Note 19

**Descriptor Code:** 1,2,3,4,7,10

---

### IAT3021

**Explanation:**

▶▶—JES3 ALREADY ACTIVE—▶▶

JES3 has already been started as the primary subsystem. Only one JES3 subsystem can be active at a time.

**System action:** The last JES3 subsystem that was started ends.

**Operator response:** The active JES3 subsystem must be ended before a second START JES3 is issued.

**Module:**

Containing	Detecting	Issuing
IATINTK	IATINTK	IATINTK

**Routing Code:** 2,10

**Descriptor Code:** 4

---

### IAT3022

**Explanation:**

▶▶—MEMBER NAME ON JES3IN—DD IS ABSENT.—DEFAULT SET TO JES3IN00—▶▶

The operator replied N or M=*nm* to message IAT3012, but the DD statement JES3IN in the JES3 procedure does not specify a specific member of the data set to be used for JES3 initialization.

**System action:** The member name JES3IN00 has been internally set as the default. JES3 initialization continues with a member JES3IN00, if N was specified, or a member JES3IN*nm*, if M=*nm* was specified.

**Operator response:** If another member is desired, reinitialize and select it by specifying M=*nm* in response to message IAT3012.

**Programmer response:** Specify the desired default member name in the JES3 procedure.

**Problem determination:** See Table III, items 6 and 21.

**Module:**

Containing	Detecting	Issuing
IATINGS	IATINGS	IATINGS

**Routing Code:** 2

**Descriptor Code:** 4,7

---

IAT3023

## Explanation:

▶▶ *mem*—IS A NONSTANDARD MEMBER NAME—FOR JES3 INISH DECK,—DEFAULTING TO JES3IN—*xx*—▶▶

The operator replied N or M=*nm* to message IAT3012, but the DD statement JES3IN in the JES3 procedure specifies a member whose name *mem* starts with characters other than JES3IN. The *xx* is set to 00 if the reply to message IAT3012 was not M=*nm*; if the reply was M=*nm*, then *xx* is set to *nm*.

**System action:** The member name JES3IN00 has been internally set as the default. JES3 initialization continues.

**Programmer response:** Change the JES3 procedure to specify a member whose name starts with JES3IN for the DD statement JES3IN.

**Problem determination:** See Table III, item 21.

## Module:

Containing	Detecting	Issuing
IATINGS	IATINGS	IATINGS

**Routing Code:** 2

**Descriptor Code:** 4,7

---

IAT3024

## Explanation:

▶▶ —HOTSTART— ] —DENIED— PREVIOUS JES3 ADDRESS SPACE TERMINATION FAILED—▶▶  
 —LOCALSTART— ]

▶▶ IPL IS REQUIRED TO RESTART JES3—▶▶

The previous JES3 address space cancellation processing abended because of errors encountered by cleanup routines. I/O may be lost for USAM.

**System action:** JES3 does not allow the attempted hot start or local start.

**Operator response:** To prevent further system damage, you must IPL the processor before attempting another hot start or local start. Inform the system programmer.

**Programmer response:** Check SYS1.LOGREC to determine the cause of the previous address space failure. Acquire the cancellation dump and if no dump was taken, take a stand-alone dump.

## Module:

Containing	Detecting	Issuing
IATINGS	IATINGS	IATINGS

**Routing Code:** 2,10

**Descriptor Code:** 1,7

---

IAT3025

## Explanation:

▶▶ —MEMBER— *mem*—NOT FOUND IN—*dsn*—▶▶

The member *mem* of the indicated data set was not found. The data set was specified in the JES3 procedure. The member was either specified in the JES3 procedure (reply N), specified by the operator (reply M=*nm*), or defaulted by

## IAT3026 • IAT3027

the system (reply N or M=*nn*, followed by messages IAT3022 or IAT3023).

**System action:** JES3 reissues message IAT3012.

**Operator response:** Specify a member known to exist.

**Programmer response:** Verify that the JES3IN DD statement in the JES3 procedure correctly names a valid member.

**Problem determination:** See Table III, items 6 and 21.

**Module:**

Containing	Detecting	Issuing
IATINGS	IATINGS	IATINGS

**Routing Code:** 2

**Descriptor Code:** 4,7

---

### IAT3026

**Explanation:**

▶▶— DIRECTORY ERROR SEARCHING FOR—*mem*—▶▶

There was a permanent I/O error encountered while searching for the member-name entry in the directory of the JES3IN data set. This message is issued after return code 08 from a BPAM FIND. It is possible that an out-of-storage condition caused the error.

**System action:** JES3 reissues message IAT3012.

**Operator response:** Specify the same (N or M=*nn*) initialization stream member again. If this second attempt fails, specify an alternate member, if one is applicable.

**Programmer response:** Recreate the data set involved.

**Problem determination:** See Table III, items 6 and 21.

**Module:**

Containing	Detecting	Issuing
IATINGS	IATINGS	IATINGS

**Routing Code:** 2,10

**Descriptor Code:** 1,7

---

### IAT3027

**Explanation:**

▶▶— IPL REQUIRED FOR WARM OR COLD START—▶▶

In reply to message IAT3011, the operator selected a warm start or a cold start, but the IPL of the processor has not been repeated since JES3 was last initialized on this processor. An IPL is required to ensure that JES3 control blocks residing in the common service area (CSA) are rebuilt according to the current initialization statements. Conversely, when CSA is intact (no IPL) during a hot (or local) start, it is not necessary to perform the initialization routines that build those control blocks.

**System action:** JES3 reissues message IAT3011.

**Operator response:** If a warm start or a cold start must be performed, first repeat the IPL. Otherwise, perform a hot start or local start, as appropriate.

**Problem determination:** See Table III, item 6.

**Module:**

**Containing**  
IATINGS

**Detecting**  
IATINGS

**Issuing**  
IATINGS

**Routing Code:** 2,10

**Descriptor Code:** 4,7

### IAT3028

**Explanation:**

▶▶— UNABLE TO OBTAIN JES3IN DSNAME —▶▶

JES3 was unable to extract the name of the data set specified on the JES3IN DD statement. As a result, \*MODIFY,CONFIG commands will not work after JES3 has completed initialization.

**System action:** JES3 initialization continues.

**Operator response:** None. This is an informational message.

**Module:**

**Containing**  
IATINGS

**Detecting**  
IATINGS

**Issuing**  
IATINGS

**Routing Code:** 10

**Descriptor Code:** 4,7

### IAT3029

**Explanation:**

▶▶—UNABLE TO ALLOCATE—▶▶

*ddn dsn*  
└──UNIT=— *unitname*──┘

A dynamic allocation attempted has not been successful.

In the message text:

*ddn dsn* the ddname/dsname combination for which the dynamic allocation attempt was unsuccessful.

*unitname*

the unitname for which the dynamic allocation attempt was unsuccessful.

**System action:** JES3 issues message IAT3030 to detail the reason for the failure. The rest of the DYNALLOC statements in the initialization stream are checked for validity.

**Operator response:** None. This is an informational message.

**Programmer response:** Correct the conditions that caused the allocation to fail. You may have to change only the initialization statement, or you may have to make available a data set or unit that was previously not found. Other MVS messages may have been issued that will help to determine the cause of failure.

**Problem determination:** See Table III, items 5, 6, and 21.

**Module:**

**Containing**  
IATINGL

**Detecting**  
IATINGL

**Issuing**  
IATINGL

**Routing Code:** 1,10

**Descriptor Code:** 4,7

IAT3030

**Explanation:**

▶▶— RETURN CODE IS—*rc*,—REASON CODE IS—*xxx*—▶▶

This message details the reason for the failure of the dynamic allocation specified in messages IAT3029, IAT3031, and IAT3053 one of which preceded this message. See *z/OS MVS Programming: Authorized Assembler Services Guide* for an explanation of the dynamic allocation return codes and the error reason codes in this message.

**System action:** JES3 initialization continues as specified for message IAT3029, IAT3031, or IAT3053 whichever preceded this message.

**Operator response:** None. This is an informational message.

**Module:**

Containing	Detecting	Issuing
IATINGL	IATINGL	IATINGL

**Routing Code:** 1,10

**Descriptor Code:** 4,7

---

IAT3031

**Explanation:**

▶▶— UNABLE TO CONCATENATE— *ddn*—▶▶

A dynamic allocation concatenation function for the indicated ddname has not been successful.

**System action:** JES3 issues message IAT3030 to detail the reason for the failure. The rest of the DYNALLOC is checked for validity. JES3 initialization then ends.

**Programmer response:** Correct the condition that caused concatenation to fail. Other MVS messages may have been issued that will help to determine the cause of failure.

**Problem determination:** See Table III, items 5, 6, and 21.

**Module:**

Containing	Detecting	Issuing
IATINGL	IATINGL	IATINGL

**Routing Code:** 2,10

**Descriptor Code:** 4,7

---

IAT3032

**Explanation:**

▶▶— ILLEGAL DYNALLOC CARD—▶▶

A DYNALLOC statement contains an incorrect keyword. The statement containing the error is duplicated on the operator's console immediately preceding this message.

**System action:** The rest of the DYNALLOC statements in the initialization stream are checked for validity. JES3 initialization ends.

**Programmer response:** Correct the statement in error.

**Problem determination:** See Table III, items 5 and 6.

**Module:**

<b>Containing</b> IATINGS	<b>Detecting</b> IATINGS	<b>Issuing</b> IATINGS
------------------------------	-----------------------------	---------------------------

**Routing Code:** 2,10**Descriptor Code:** 1,7**IAT3033****Explanation:**

▶▶— CONFIRM JES3 COLD START REQUEST (U)—OR CANCEL—▶▶

The operator replied C to message IAT3011. Confirmation of the cold start request is required before continuing with initialization. This is required since all existing jobs in the queue will be lost if a cold start is performed.

**System action:** JES3 waits for an operator response.

**Operator response:** Reply U to continue with the cold start. Reply CANCEL to end JES3 initialization. In this case, the job queue is left intact. Any other reply will cause message IAT3011 to be reissued.

**Module:**

<b>Containing</b> IATINGS	<b>Detecting</b> IATINGS	<b>Issuing</b> IATINGS
------------------------------	-----------------------------	---------------------------

**Routing Code:** 1**Descriptor Code:** 7**IAT3035****Explanation:**

▶▶— DYNALLOC CONCATENATION— LIMIT EXCEEDED—▶▶

JES3 attempted to dynamically concatenate more than 16 DD statements with the same ddname. The statement that exceeded the limit is duplicated on the operator's console immediately preceding this message.

**System action:** JES3 checks the remaining DYNALLOC statements in the initialization stream for validity. JES3 initialization ends.

**Programmer response:** Remove the excess statement.

**Problem determination:** See Table III, items 5 and 6.

**Module:**

<b>Containing</b> IATINGS	<b>Detecting</b> IATINGS	<b>Issuing</b> IATINGS
------------------------------	-----------------------------	---------------------------

**Routing Code:** 2,10**Descriptor Code:** 1,7**IAT3036****Explanation:**

▶▶—DEVICE— *dev\_name*—CANNOT BE ADDED,— WORKSTATION— *workstation\_name*— IS LOGGED ON—▶▶

## IAT3037 • IAT3038

During \*MODIFY,CONFIG command processing, the SNA RJP device *dev\_name* can not be added because the workstation *workstation\_name* is logged on.

In the message text:

*dev\_name*

The name of the SNA RJP device to be added

*workstation\_name*

The name of the workstation to which the device is to be added

**System action:** JES3 ignores the DEVICE statement and processing continues.

**Operator response:** Re-issue the \*MODIFY,CONFIG command to add the DEVICE statement after you log off the workstation.

**Module:**

**Containing**

IATINDEV

**Detecting**

IATINDEV

**Issuing**

IATINDEV

**Routing Code:** Note 30

**Descriptor Code:** 5

---

### IAT3037

**Explanation:**

▶▶— CHECKPOINT DATASET SERIALIZATION ERROR—▶▶

JES3 tried to reserve the JES3 checkpoint data set (using the IATXCKPT macro). The macro was unsuccessful because the checkpoint data set(s) were already reserved.

**System action:** JES3 ends initialization with a system completion code of 2FB requesting that a dump be taken.

**Operator response:** Submit the dump, hardcopy message log, JES3OUT listing, and console log to the system programmer. Then IPL the failing processor and try a warm start.

**Module:**

**Containing**

IATINGL

**Detecting**

IATINGL

**Issuing**

IATINGL

**Routing Code:** 1

**Descriptor Code:** 1,7

---

### IAT3038

**Explanation:**

▶▶— ERROR WRITING THE [ COMPLEX STATUS CKPT RECORD—  
[ DYNAMIC ALLOCATION CKPT RECORD— ]▶▶

An error occurred while JES3 was writing the complex status record or the dynamic allocation record (IATYS99) to the checkpoint data set during JES3 initialization.

If checkpoint duplexing was being used (for example, both CHKPNT and CHKPNT2 defined), this message is issued only if the write operation failed on both checkpoint data sets.

**System action:** JES3 initialization processing continues, however, subsequent global processor hot or warm starts may not be possible.

**Operator response:** Notify the system programmer.

If initialization completes, reduce the queue backlog, especially if there are JES3 local processors still active.



**Programmer response:** If there are indications of permanent errors, allocate the checkpoint data sets again and perform a cold start.

**Problem determination:** See Table I, items 18 and 37; Table III, items 4 and 6.

**Module:**

<b>Containing</b>	<b>Detecting</b>	<b>Issuing</b>
IATINGL	IATINGL	IATINGL

**Routing Code:** 2,10

**Descriptor Code:** 4,7

**IAT3039**

**Explanation:**

▶▶— DEFAULT CNDB IS BEING USED FOR JOB— *jobname (jobid)*— CONSOLE NAME— *conname,*— CNDB:—————▶

▶— *cndbname*—————▶

During job validation/restart processing, JES3 determined that a console destination block (CNDB) for the specified job was at a higher version than supported by the current release. There is no matching console name defined on the current system.

In the message text:

*conname*  
 The original console name from the CNDB. If the console name was zeros or blanks, 'N/A' appears in the message text.

*cndbname*  
 Indicates the specific CNDB being processed.

**System action:** JES3 uses the default values 'DUMMY' (for the console name) and X'7FFF' (for the console ID) in the CNDB.

**Operator response:** None, this is an informational message only written to the system log.

**System programmer response:** None

**Module:**

<b>Containing</b>	<b>Detecting</b>	<b>Issuing</b>
IATINJS	IATINJS	IATINJS

**Routing Code:** —

**Descriptor Code:** —

**IAT3040**

**Explanation:**

▶▶— STATUS OF PROCESSORS IN JESXCF GROUP—*group— main1 (status1),* —————▶  
   └─ *mainn (statusn)* ─┘

The status of the processors (main1[,mainn...]) in this complex as last recorded in the complex status record (CSR) is provided for operator information. The parentheses enclosing the status information are set as follows:

Current system is a global:	+status+
Global on another system:	*status*
Current system is a local:	<status>
Local on another system:	(status)

## IAT3041

The status field can be as follows:

**UP** the main has completed initialization

**Note:** If this value appears for the *main* now being initialized, that processor has abended, or was not brought down cleanly, since the status was recorded.

**IN** the *main* has not completed initialization

**DS** the *main* has not completed dynamic system interchange

**blank**

the *main* has either ended normally or has never been initialized by JES3

The status is updated at the beginning and end of JES3 initialization and cleared as JES3 ended. The status may be incorrect if a normal end has not been possible (for example, main failure) or if an I/O error has precluded complex status record (CSR) update.

**Note:** Up to 32 *mains* can be displayed in this message.  
In the message text:

*group* The name of the JESXCF group containing the processors listed in this message.

*mainn* The name of a processor within the complex.

*statusn* The status of the associated processor.

**System action:** JES3 initialization continues.

**Operator response:** None. This is an informational message. However, if the group shown is incorrect, or the text "<NAVAIL>", notify the system programmer.

**System programmer response:** If the group name is incorrect, it means that the JES3 procedure is pointing to an incorrect set of checkpoint data sets. Do not allow JES3 to initialize further. When message IAT3011 appears for the start type, reply CANCEL to end JES3, and correct the JES3 procedure before restarting JES3.

If the group is "<NAVAIL>", see message IAT2063.

**Module:**

Containing	Detecting	Issuing
IATINGL	IATINGL	IATINGL

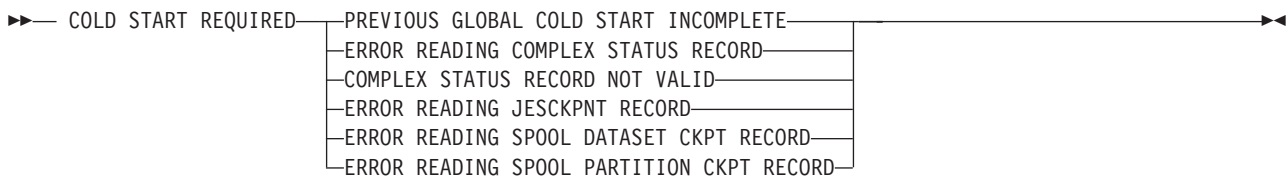
**Routing Code:** 2

**Descriptor Code:** 4,7

---

## IAT3041

**Explanation:**



An error was encountered during JES3 initialization processing of records within the checkpoint data set(s), requiring a cold start of JES3:

**PREVIOUS GLOBAL COLD START INCOMPLETE**

The previous JES3 start type was a cold start and that restart failed to complete.

**ERROR READING COMPLEX STATUS RECORD**

An error was encountered while reading the complex status record (CSR) from the checkpoint data set(s), or the CSR record was not found.

**COMPLEX STATUS RECORD NOT VALID**

The complex status record (CSR) was successfully read but failed validity checking.

**ERROR READING JESCKPNT RECORD**

An error was encountered while reading the JESCKPNT (CKP) record from the checkpoint data set(s), or the CKP record was not found.

**ERROR READING SPOOL DATASET CKPT RECORD**

An error was encountered while reading the spool data set CKPT record (VOL) from the checkpoint data set(s), or the VOL record was not found.

**ERROR READING SPOOL PARTITION CKPT RECORD**

An error was encountered while reading the spool partition CKPT record (SPR) from the checkpoint data set(s), or the SPR record was not found.

This message will always appear the first time that JES3 is initialized with newly allocated checkpoint data set(s) because the contents of new checkpoint data set(s) is unpredictable.

**System action:** JES3 issues message IAT3011 and restricts the current restart to a cold start.

**Operator response:** The only acceptable replies to message IAT3011 are C (cold start) or CANCEL (to end JES3 initialization).

**Programmer response:** Obtain the data listed in Chapter 30, "Problem Determination," on page 1135 and use the information to determine the error.

**Problem determination:** See Chapter 30, "Problem Determination," on page 1135, Table III, items 6, 20, and 21.

**Module:**

Containing	Detecting	Issuing
IATINGL	IATINGL	IATINGL

**Routing Code:** 2

**Descriptor Code:** 2,7

IAT3042

**Explanation:**

▶— COLD OR WARM START REQUIRED,— *reasontext* —▶

JES3 encountered an error during initialization processing of records within the checkpoint data set(s). The *reasontext* is one of the following:

**PREVIOUS GLOBAL WARM START INCOMPLETE**

The previous JES3 start type was a warm start that failed to complete.

**ERROR READING COMPLEX STATUS RECORD**

JES3 encountered an error during reading the complex status record (CSR).

**COMPLEX STATUS RECORD NOT VALID**

The complex status record (CSR) was successfully read but is not usable or contains incorrect status.

**THIS CPU NOT DEFINED**

This processor was not defined by its sysname on a MAINPROC statement the last time a warm or cold start was performed for the global processor.

**ERROR READING INITIALIZATION CKPT RECORD**

JES3 encountered an error while reading the initialization CKPT record (ICP).

**INITIALIZATION CKPT RECORD NOT VALID**

The initialization CKPT record (ICP) was successfully read but is not usable or contains incorrect status.

## IAT3043

### JESCKPT RECORD NOT VALID

The JESCKPT record (CKP) was successfully read but is not usable or contains incorrect status.

### ERROR READING BADTRACK CKPT RECORD

JES3 encountered an error while reading the badtrack CKPT record (BTR) from the checkpoint data set(s), or JES3 could not find the BTR record.

### BADTRACK CKPT RECORD NOT VALID

The badtrack CKPT record (BTR) was successfully read but is not usable or contains incorrect status.

### SPOOL DATASET CKPT RECORD NOT VALID

The spool data set CKPT record (VOL) was successfully read but is not usable or contains incorrect status.

### SPOOL PARTITION CKPT RECORD NOT VALID

The spool partition CKPT record (SPR) was successfully read but is not usable or contains incorrect status.

**System action:** JES3 issues message IAT3011 and restricts the current restart to a cold or warm start.

**Operator response:** The only acceptable replies to message IAT3011 are C (cold start), W (warm start), or CANCEL (to end JES3 initialization).

**System programmer response:** Obtain the information listed in Chapter 30, "Problem Determination," on page 1135 and use that data to determine the error.

**Problem determination:** See "TABLE V" on page 1142, items 6, 20, and 21.

### Module:

Containing	Detecting	Issuing
IATINGL	IATINGL	IATINGL

**Routing Code:** 2

**Descriptor Code:** 2,7

---

## IAT3043

### Explanation:

▶▶—COLD OR WARM START ON *globproc*—HAS NOT COMPLETED.—————▶▶

▶— DO YOU NEED TO TAKE CONTROL? (YES, NO, OR RETRY)—————▶▶

JES3 initialization has determined that a local processor is being started. This processor cannot be initialized until global initialization has successfully completed. Initialization data for local and hot starts is not available until the end of a successful initialization performed from initialization statements.

In the message text:

*globproc* The name of the processor on which a cold or warm start was most recently attempted.

**System action:** JES3 waits for an operator reply.

**Operator response:** Reply NO or CANCEL to end JES3. Reply YES to ignore any other global initialization in process; message IAT3011 is then issued. The only valid replies to message IAT3011 (issued next) are W, WA, WR, WAR, or C.

To continue, reply RETRY after the global has successfully completed JES3 initialization. A reply of YES is needed only if JES3 had started a warm or cold initialization and had not successfully completed it. This might be due to hardware or software failure, incorrect initialization stream, or operator intervention.

**Problem determination:** See Table III, items 5 and 6.

### Module:

Containing	Detecting	Issuing
IATINGL	IATINGL	IATINGL

**Routing Code:** 1,10

**Descriptor Code:** 4,7

#### IAT3044

**Explanation:**

▶▶—THE OPTIONAL JES3 FEATURE—IS NOT ENABLED ON THIS SYSTEM—▶▶

Parmlib member IFAPRDxx indicates that JES3 is disabled and therefore cannot register as an z/OS element.

**System action:** JES3 fails to be enabled on this system and abends with a 2FB.

**Operator response:** Verify that the system is using the correct parmlib member (IFAPRDxx) and that the state (ENABLE or DISABLE) is correct. Once verified, restart JES3.

**Module:**

Containing	Detecting	Issuing
IATINGL	IATINGL	IATINGL

**Routing Code:** 1

**Descriptor Code:** 2

#### IAT3045

**Explanation:**

▶▶— THIS PROCESSOR IS THE GLOBAL;—START TYPE MUST BE COLD — OR WARM — OR HOT/REFRESH —▶▶

JES3 previously issued message IAT3041, IAT3042, or IAT3008 to display the acceptable responses to message IAT3011. The operator reply was not one of the acceptable responses.

If COLD only appears in the message, then a reply of C for a cold start is acceptable.

If COLD OR WARM appears in the message, then a reply of W, WA, WR, or WAR for a warm start, or C for a cold start is acceptable.

If COLD OR WARM OR HOT/REFRESH appears in the message, then a reply of HR or HAR for a hot start with refresh; or W, WA, WR, or WAR for a warm start; or C for a cold start is acceptable.

**System action:** JES3 reissues message IAT3011.

**Operator response:** If this processor is to be initialized as the global, reply HR, HAR, W, WA, WR, WAR, or C to message IAT3011. Otherwise, reply CANCEL to end JES3 initialization.

**System programmer response:** None

**Module:**

Containing	Detecting	Issuing
IATINGS	IATINGS	IATINGS

**Routing Code:** 2,10

**Descriptor Code:** 4,7

#### IAT3046

**Explanation:**

## IAT3047 • IAT3048

▶▶— DISABLE ANY OTHER RUNNING JES3 PROCESSOR— IN COMPLEX (DONE) OR CANCEL—▶▶

JES3 has attempted to automatically enforce the state of the active processor, but a system error occurred during this process. Message IAT2063 is also issued describing the nature of the error. This message should not normally appear; messages IAT2061 and IAT2064 should appear instead.

JES3 initialization has determined that there is at least one other JES3 processor in the complex that is either running or in hot or local initialization. The operator has specified a warm start or cold start in reply to message IAT3011.

Message IAT3046 is issued to remind the operator that no other JES3 processor may be operating while a global cold start or warm start is in progress. Otherwise, any resulting queue destruction may require a cold start.

This message may be issued when other processors are not in operation if the status information for the processor was not updated when it ended processing.

**System action:** JES3 initialization waits for an operator response.

**Operator response:** Reply DONE to confirm that no other JES3 processor is active in the complex. Reply CANCEL to end JES3. Any other reply will cause message IAT3011 to be reissued.

**System programmer response:** See message IAT3063.

**Problem determination:** See Table III, item 6.

**Module:**

Containing	Detecting	Issuing
IATINGS	IATINGS	IATINGS

**Routing Code:** 1

**Descriptor Code:** 7

---

### IAT3047

**Explanation:**

▶▶— BSC RJP DEVICE— *dev\_name*— CANNOT BE ADDED DYNAMICALLY—▶▶

During \*MODIFY,CONFIG processing, it was determined that a DEVICE statement that was being added is associated with a BSC RJP workstation. BSC RJP devices cannot be added using the \*MODIFY,CONFIG command. In the message text:

*dev\_name*

The name of the BSC RJP device that you attempted to add using the \*MODIFY,CONFIG command.

**System action:** JES3 ignores the DEVICE statement and processing continues.

**Operator response:** Contact your system programmer to get the list of device names that can be added using the \*MODIFY,CONFIG command.

**Module:**

Containing	Detecting	Issuing
IATINDEV	IATINDEV	IATINDEV

**Routing Code:** Note 30

**Descriptor Code:** 5

---

### IAT3048

**Explanation:**

▶▶—"L" INVALID,—THIS SYSTEM IS THE GLOBAL PROCESSOR—▶▶

On the JES3 global processor, the operator has replied L to message IAT3011. The reply should have been H if a hot start was desired.

**System action:** JES3 reissues message IAT3011.

**Operator response:** None. This is an informational message.

**Problem determination:** See Table III, item 6.

**Module:**

Containing	Detecting	Issuing
IATINGS	IATINGS	IATINGS

**Routing Code:** 2,10

**Descriptor Code:** 4,7

### IAT3049

**Explanation:**

▶▶—"H" INVALID, THE MAIN NAME OF THIS SYSTEM— DOES NOT MATCH THE PREVIOUS GLOBAL --*gblname*————▶▶

The operator replied H to message IAT3011 while initializing a local. The reply should have been L if the intent was to bring this system online in the complex.

In the message text:

*gblname*

The name of the previous global.

**System action:** JES3 reissues message IAT3011. Reply L to bring the main online as a local.

**Operator response:** None. This is an informational message.

**Problem determination:** See Table III, item 6.

**Module:**

Containing	Detecting	Issuing
IATINGL	IATINGL	IATINGL

**Routing Code:** 2,10

**Descriptor Code:** 4,7

### IAT3050

**Explanation:**

▶▶— *nnn*—DYNAMIC ALLOCATIONS FAILED. ENTER— CONTINUE OR CANCEL.—▶▶

JES3 failed when it tried to dynamically allocate one or more data sets. The value *nnn* specifies the number of dynamic allocation tries that failed. Messages IAT3029, IAT3030, and IAT3053 provide more information about the failures.

**System action:** JES3 waits for an operator response.

**Operator response:** Contact the system programmer to determine whether to reply CONTINUE or CANCEL. Enter one of the following replies:

**CONTINUE**

JES3 processing continues without the affected data sets.

**CANCEL**

JES3 ends processing.

## IAT3051 • IAT3052

**Programmer response:** See messages IAT3029, IAT3030, and IAT3053. If JES3 can continue without the affected data sets, have the operator reply CONTINUE. Otherwise, have the operator reply CANCEL.

**Problem determination:** See Table III, items 5 and 6.

**Module:**

**Containing**  
IATINGL

**Detecting**  
IATINGL

**Issuing**  
IATINGL

**Routing Code:** 1

**Descriptor Code:** 7

---

### IAT3051

**Explanation:**

▶▶— OPEN ABENDED FOR PROCLIB— *ddn dsn*—▶▶

Open processing for the indicated procedure library data set has ended.

**System action:** JES3 attempts to unallocate the data set. If unallocation is not successful, then message IAT3053 will be issued followed by message IAT3030, which details the reason for the failure. Regardless of the outcome of the unallocation attempt, JES3 validity checks the rest of the DYNALLOC statements in the initialization stream.

**Operator response:** Notify the system programmer.

**Programmer response:** Correct the conditions that caused the open request to end. You may have to change only the initialization statement, or you may have to make a data set or unit available that was previously not found. Other MVS messages may have been issued that will help to determine the cause of the failure.

**Problem determination:** See Table III, items 5, 6, and 21.

**Module:**

**Containing**  
IATINGL

**Detecting**  
IATINGL

**Issuing**  
IATINGL

**Routing Code:** 2,10

**Descriptor Code:** 4,7

---

### IAT3052

**Explanation:**

▶▶— UNABLE TO OPEN PROCLIB— *ddn dsn*—▶▶

An open error has occurred while attempting to open the indicated procedure library data set.

**System action:** JES3 attempts to recover from the open error. If the recovery is unsuccessful, message IAT3051 is issued. Regardless of the result of the recovery attempt, JES3 validity checks the rest of the DYNALLOC statements in the initialization stream.

**Operator response:** Notify the system programmer.

**Programmer response:** Correct the conditions that caused the open attempt to fail. You may have to change only the initialization statement, or you may have to make a data set or unit available that was not found. Other MVS messages may have been issued that will help to determine the cause of the failure.

**Problem determination:** See Table III, items 5, 6, and 21.

**Module:**



**Containing**  
IATINGL

**Detecting**  
IATINGL

**Issuing**  
IATINGL

**Routing Code:** 2,10

**Descriptor Code:** 4,7

### IAT3053

#### Explanation:

▶▶— UNABLE TO UNALLOCATE— *ddn dsn*—▶▶

A dynamic unallocation for the indicated procedure library data set has failed. This attempted unallocation was preceded by JES3 issuing messages IAT3051 and/or IAT3052.

**System action:** JES3 issues message IAT3030 stating the reasons for the failure. The rest of the DYNALLOC statements in the initialization stream are checked for validity.

**Operator response:** Notify the system programmer.

**Programmer response:** Correct the conditions that caused the unallocation to fail. You may have to change only the initialization statement, or you may have to make a data set or unit available that was previously not found. Other MVS messages may have been issued that will help to determine the cause of the failure.

**Problem determination:** See Table III, items 5, 6, and 21.

#### Module:

**Containing**  
IATINGL

**Detecting**  
IATINGL

**Issuing**  
IATINGL

**Routing Code:** 2,10

**Descriptor Code:** 4,7

### IAT3054

#### Explanation:

▶▶— *dev\_type*— DEVICES CANNOT BE ADDED DYNAMICALLY—▶▶

You were trying to add a DEVICE statement for a device that is not allowed to be added during \*MODIFY,CONFIG processing.

In the message text:

*dev\_type*

The type of device that you want to add using the \*MODIFY,CONFIG command.

**System action:** JES3 ignores the initialization statement. Processing continues.

**Operator response:** Contact your system programmer.

**System programmer response:** In the initialization deck, fix this initialization statement for the device you want to add dynamically using the \*MODIFY,CONFIG command.

#### Module:

**Containing**  
IATINCF

**Detecting**  
IATINCF

**Issuing**  
IATINCF

**Routing Code:** Note 30

**Descriptor Code:** 5

## IAT3055 • IAT3060

---

### IAT3055

#### Explanation:

▶▶ TYPE=CI FSSDEF STATEMENT CANNOT BE ADDED DYNAMICALLY ◀◀

During \*MODIFY,CONFIG processing, an FSSDEF statement for a C/I FSS (TYPE=CI) was detected. JES3 does not allow C/I FSSs to be added using the \*MODIFY,CONFIG command.

**System action:** JES3 ignores the initialization statement. Processing continues.

**Operator response:** Contact your system programmer.

**System programmer response:** Do not specify TYPE=CI on any FSSDEF statements that are used with the \*MODIFY,CONFIG command.

#### Module:

Containing	Detecting	Issuing
IATINFS	IATINFS	IATINFS

**Routing Code:** Note 30

**Descriptor Code:** 5

---

### IAT3056

#### Explanation:

▶▶ DEVICE dev\_name CANNOT BE ADDED, MAXIMUM NUMBER OF SNA RJP dev\_type ◀◀

▶ HAS BEEN REACHED ◀◀

During \*MODIFY,CONFIG processing, it was determined that the specified device could not be added because the maximum number of devices for that device type has been reached.

In the message text:

*dev\_name*

The name of the SNA RJP device to be dynamically added

*dev\_type*

The type of device that you want to add using the \*MODIFY,CONFIG command.

**System action:** JES3 ignores the DEVICE statement and processing continues.

**Operator response:** Contact your system programmer.

**System programmer response:** Delete this DEVICE statement.

#### Module:

Containing	Detecting	Issuing
IATINDEV	IATINDEV	IATINDEV

**Routing Code:** Note 30

**Descriptor Code:** 5

---

### IAT3060

#### Explanation:

▶▶ JCT DOWN LEVEL, RUN IATUTJCT —OR PERFORM A COLD START ◀◀

During JES3 initialization, JES3 has determined that the JCT data set was not migrated for this JES3 release. Unless this migration is performed, a cold start of JES3 is required on the current JES3 release.

**System action:** JES3 continues and issues message IAT3011 prompting the operator for the start type, but will not accept any reply other than C (cold start) or CANCEL.

**Operator response:** Notify your system programmer.

**System programmer response:** If you have determined that a cold start is acceptable, reply C to message IAT3011.

If you want to avoid the cold start, reply CANCEL to message IAT3011 and then bring up a procedure to run IATUTJCT under the master subsystem (SUB=MSTR) with the MIGRATE parameter. After the migration is complete, restart JES3 pointing to the new JCT data set and new checkpoint data set(s). See *z/OS JES3 Initialization and Tuning Guide* for more information about the IATUTJCT utility.

**Module:**

Containing	Detecting	Issuing
IATINGL	IATINGL	IATINGL

**Routing Code:** 2

**Descriptor Code:** 2,7

## IAT3061

### Explanation:

▶— ERROR — [ READING ] — THE—*recordtype*—RECORD —————▶  
                   [ WRITING ]

JES3 encountered an error while writing the initialization checkpoint record or the complex status record on the checkpoint data set(s). JES3 can issue this message during JES3 initialization or at JES3 termination. If checkpoint duplexing was being used, the message occurs only if the read or write failed on both checkpoint data sets.

In the message text:

*recordtype*

The type of record that was being read or written. It can be one of the following:

- INITIALIZATION CHECKPOINT RECORD
- COMPLEX STATUS RECORD
- CHECKPOINT DATA AREA
- DYNALOC CHECKPOINT RECORD
- SPOOL PARTITION CHECKPOINT
- BADTRACK CHECKPOINT

**System action:** If this message occurs during initialization, JES3 continues processing. Global hot starts and local starts in the complex might not be possible because initialization data might not be valid or might be unavailable.

If this message is issued during JES3 termination, the CSR is not updated and contains obsolete processor status. Future warm starts should be possible unless there is physical damage to the recording medium.

**Operator response:** Before ending JES3, reduce the queue backlog as much as possible, particularly if JES3 local processors are in use.

**Programmer response:** If there are indications of permanent errors, reallocate the CHKPNT data set and cold start the complex.

**Problem determination:** See “TABLE III” on page 1139, item 18; “TABLE V” on page 1142, items 5, 6, and 11.

**Module:**

Containing	Detecting	Issuing
IATINJB	IATINJB	IATINJB

## IAT3062 • IAT3063

### Containing

IATINTK  
IATINGS  
IATINSP

### Detecting

IATINTK  
IATINGS  
IATINSP

### Issuing

IATINTK  
IATINGS  
IATINSP

**Routing Code:** 2,10,42

**Descriptor Code:** 4,7,11

---

### IAT3062

#### Explanation:

▶▶—RESET—*sysname*—AND REPLY CONTINUE,—OR REPLY CANCEL—▶▶

JES3 has attempted to automatically enforce the state of the active processor, but a system error occurred during this process. Message IAT2063 is also issued describing the nature of the error. This message should not normally appear; messages IAT2061 and IAT2064 should appear instead.

Message IAT3101 was previously issued because a job was found active on a local system. The global was deleting its job number, during a hot start with refresh, during which the OPTIONS,JOBNO range is being changed. This must not be done unless the system on which the job was active is reset.

In the message text:

*sysname*

The system name on which the job was active.

**System action:** JES3 waits for a reply. If you reply CONTINUE, it is assumed that the system *sysname* has been reset and no further IAT3101 or IAT3062 messages will be issued for that system if additional active jobs are detected. Any subsequent jobs that are found active on that system are eligible to be deleted. You must reset the system otherwise the active jobs can cause damage to the JES3 spool.

JES3 does not delete the jobs until messages IAT4174 and IAT4133 are issued, so you can still stop the jobs from being deleted by replying TERMINATE to message IAT4174.

**Operator response:** Notify the system programmer.

**System programmer response:** If you want to delete the active jobs, reset the system indicated and reply CONTINUE. If you do not want to delete the jobs, reply CANCEL, which will end JES3 initialization. Perform another hot start with refresh using an initialization stream that restores the original job number range.

Refer also to message IAT3063.

#### Module:

### Containing

IATINJQ

### Detecting

IATINJQ

### Issuing

IATINJQ

**Routing Code:** 1,10

**Descriptor Code:** 4,7

---

### IAT3063

#### Explanation:

▶▶— DEFINE REQUEST FAILED FOR JES3 EXIT— *name*,— RC =— *nn*,— RSN =— *nnnn*—▶▶

A CSVDYNEX request was issued by JES3 to define a JES3 exit to the MVS dynamic exit facility. The return code from the CSVDYNEX service indicates the request was not successful.

**System action:** JES3 continues without the exit defined.

**Operator response:** Notify the system programmer.

**Programmer response:** See *z/OS MVS Programming: Authorized Assembler Services Reference ALE-DYN* for a description of the CSVDYNEX return and reason codes. Report the problem to IBM. Save the JES3OUT listing and hardcopy log for documentation.

**Module:**

Containing	Detecting	Issuing
IATGRUX	IATGRUX	IATGRUX

**Routing Code:** 2,10

**Descriptor Code:** 4

**IAT3067**

**Explanation:**

```

▶▶----- DTYPE=SYSMAIN DEVICE— devname-----▶▶
      |-----|
      |HAS NO MAINPROC - IGNORED-----|
  
```

A DEVICE with DTYPE=SYSMAIN was defined but no MAINPROC with the same name has been defined.

**System action:** The statement is ignored.

**Operator response:** None

**System programmer response:** Remove the DEVICE statement from the initialization stream or supply the missing MAINPROC statement. Keep in mind that when you supply the MAINPROC statement, the SYSMAIN device is needed only if you want the initial ON/OFF setting to be different from the default (which is ON to all processors).

**Module:**

Containing	Detecting	Issuing
IATINDVS	IATINDVS	IATINDVS

**Routing Code:** –

**Descriptor Code:** –

**IAT3069**

**Explanation:**

```

▶▶----- MAINPROC— main----- CANNOT BE MOVED DURING A HOT START WITH REFRESH-----▶▶
  
```

During a hot start with refresh, it was determined that one or more MAINPROC statements were added or deleted in such a way that the sequence of existing MAINPROC statements changed. The main listed in this message is one that would move if this restart were to complete. This change of sequence is not allowed.

In the message text:

*main* The main processor specified on the NAME parameter of the MAINPROC statement.

**System action:** JES3 initialization ends.

**Operator response:** None

**System programmer response:** Correct the order of the MAINPROC statements and perform another hot start with refresh, or perform a hot start to return to the previous configuration.

**Module:**

Containing	Detecting	Issuing
IATINMP	IATINMP	IATINMP

## IAT3070 • IAT3071

**Routing Code:** 1

**Descriptor Code:** 4

---

### IAT3070

**Explanation:**

▶▶— JUNIT MAIN— *main*— IS NOT DEFINED IN THE XUNIT PARAMETER—▶▶

The main processor name *main* that was specified on the JUNIT parameter of a DEVICE statement is not defined in the XUNIT parameter. The main processor names specified in the JUNIT parameter must be a subset of the main processor names in the XUNIT parameter when the device is a shared device (that is, the device used as both a JES3 DSP device and an execution device).

If the system name specified on the JUNIT parameter is \*ALL, the system name for the XUNIT parameter must also be \*ALL; the XUNIT parameter cannot list system names in this case.

In the message text:

*main*     The main processor name that was specified in the JUNIT parameter of the DEVICE statement.

**System action:** JES3 ignores the statement. JES3 initialization continues.

**Operator response:** None

**System programmer response:** Remove the main processor name from the JUNIT parameter or add it to the XUNIT parameter. If \*ALL is specified for the JUNIT main, it must also be specified for the XUNIT main. XUNIT mains cannot be listed when JUNIT specifies \*ALL even if the list of systems is complete.

**Module:**

**Containing**  
IATINCF

**Detecting**  
IATINCF

**Issuing**  
IATINCF

**Routing Code:** 1

**Descriptor Code:** 4

---

### IAT3071

**Explanation:**

▶▶—*unitttype*—*main*—SPECIFIED ON DEVICE—

<i>name</i>
<i>unit</i>

—HAS NO MAINPROC - IGNORED—▶▶

A JUNIT parameter on a DEVICE statement specifies an undefined MAINPROC.

In the message text:

*unitttype*     The type of unit being defined, either XUNIT or JUNIT.

*main*     The name of the undefined system specified on the XUNIT or JUNIT.

*name*     If *unitttype* is JUNIT, the JNAME of the DEVICE statement.

*unit*     If *unitttype* is XUNIT, the device number associated with the undefined main.

**System action:** If *unitttype* is JUNIT, the entire DEVICE statement is ignored. Otherwise the device is ignored for the specified main. JES3 initialization continues.

**Operator response:** Notify the system programmer.

**System programmer response:** Change the JUNIT or XUNIT to specify an existing processor or \*ALL to indicate all processors.

**Module:**

**Containing**  
IATINDVS

**Detecting**  
IATINDVS

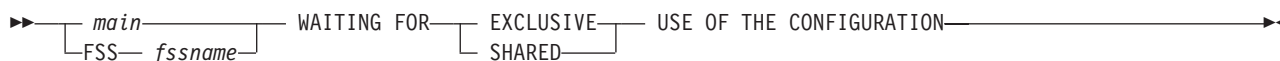
**Issuing**  
IATINDVS

**Routing Code:** Note 19

**Descriptor Code:** N/A

## IAT3072

### Explanation:



The JES3 address space on main processor *main* or the FSS address space *fssname* is waiting to access the configuration. During a hot start with refresh or when you issue a \*MODIFY,CONFIG command, the global processor requests exclusive access to the configuration. For all other starts (cold, warm, hot, local, or FSS), JES3 requires shared access.

In the message text:

*main* The main processor name if this is the JES3 global or a JES3 local address space.

*fssname* The FSS name if this is an FSS address space.

*asid* The address space id if this is an FSS address space.

**System action:** JES3 waits for the configuration to become available. If this is the JES3 global address space, and either a hot start with refresh is being performed, or a \*MODIFY,CONFIG is being processed, and JES3 issues message IAT3073 to allow the operator to cancel the request.

**Operator response:** To determine who has control of the JES3 configuration, issue one of the following commands:

- D GRS,RES=(SYSZIAT,\*)
- D GRS,RES=(SYSZIAT,CONFIG.CHANGE\*)
- D GRS,RES=(SYSZIAT,CONFIG.CHANGE.volser.dsname)

**System programmer response:** None

**Module:**

**Containing**  
IATCFSRV

**Detecting**  
IATCFSRV

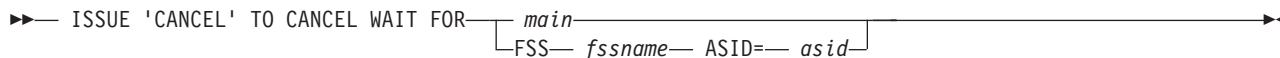
**Issuing**  
IATCFSRV

**Routing Code:** 1

**Descriptor Code:** 3,7,11

## IAT3073

### Explanation:



JES3 issues this message in conjunction with IAT3072 to allow the operator to cancel the wait for the configuration to become available.

There are a few reasons why the configuration might not be available:

- A local processor is in the process of starting and waiting for the operator to respond to message IAT3011. This will prevent a global from performing a hot start with refresh because the local needs only shared access to the configuration while the global requires exclusive access. Before you perform a hot start with refresh, make sure that there are no outstanding IAT3011 messages for local processors.
- An FSS address space is in the process of starting and has requested services from the JES3 global. For example, the FSS address space can be in the process of dynamically allocating a data set, and a request has been sent to the

## IAT3074

JES3 global to determine if the data set is available to be allocated. This prevents a global from performing a hot start with refresh because the FSS address space needs only shared access to the configuration while the global requires exclusive access.

The FSS address space will not release the configuration until the JES3 global has responded to the request. But the JES3 global can't respond to the request until it completes initialization. In this case, either cancel the FSS address space to allow JES3 to continue, or respond CANCEL to IAT3073 to cancel the hot start with refresh, and then perform a hot start.

In the message text:

*main* The main processor name if this is the JES3 global or a JES3 local address space.

*fssname* The FSS name if this is an FSS address space.

*asid* The address space id if this is an FSS address space.

**System action:** JES3 waits for the configuration to become available or for the operator to cancel the request.

**Operator response:** Respond "CANCEL" if you want to cancel the request. For example, during a hot start with refresh of the global processor, if the configuration is not immediately available, instead of waiting you may want to cancel the request and perform a hot start in order to get the global processor up as soon as possible.

**System programmer response:** None

**Module:**

**Containing**  
IATCFSRV

**Detecting**  
IATCFSRV

**Issuing**  
IATCFSRV

**Routing Code:** 1

**Descriptor Code:** 7

---

## IAT3074

**Explanation:**

▶▶ UNABLE TO SERIALIZE CONFIGURATION FOR main  
FSS—*fssname*— ASID =— *asid* ▶▶  
▶ ,ENQ RETURN CODE =— *rc* ▶▶

JES3 was unable to serialize the configuration. See *z/OS MVS Programming: Authorized Assembler Services Reference EDT-IXG* for more information on the return codes from the ENQ macro.

In the message text:

*main* The main processor name if this is the JES3 global or a JES3 local address space.

*fssname* The FSS name if this is an FSS address space.

*asid* The address space id if this is an FSS address space.

*rc* The return code from the ENQ macro.

**System action:** If JES3 issues this message as a result of a \*MODIFY,CONFIG command, the requested changes have been made in storage, but the configuration was not updated to reflect those changes. The changes are lost if you restart the JES3 global. If you need to restart the JES3 global, add the changes to your initialization stream and perform a hot start with refresh.

If JES3 issues this message as a result of a JES3 global, local, or FSS address space initialization, initialization ends.

**Operator response:** Provide the ENQ return code to the system programmer.

**System programmer response:** Contact the IBM support center.

**Module:**



**Containing**  
IATCF SRV

**Detecting**  
IATCF SRV

**Issuing**  
IATCF SRV

**Routing Code:** 1

**Descriptor Code:** 12

### IAT3075

**Explanation:**

▶▶— FSS— *fssname*— CANNOT BE DELETED— DURING A HOT START WITH REFRESH—▶▶

JES3 determined that FSS *fssname* is active, but the FSSDEF and/or DEVICE statements were removed from the initialization stream during a hot start with refresh. You cannot delete an FSS that is active during a hot start with refresh unless the FSS was active on the global and the global was IPLed before the hot start with refresh.

**System action:** JES3 initialization fails.

**Operator response:** Restart JES3 after the system programmer adds the FSSDEF and/or DEVICE statements to the initialization stream.

**System programmer response:** Add the FSSDEF and/or DEVICE statements to the initialization stream.

**Module:**

**Containing**  
IATINFS

**Detecting**  
IATINFS

**Issuing**  
IATINFS

**Routing Code:** 1

**Descriptor Code:** 4

### IAT3076

**Explanation:**

▶▶— DEVICE— *devname*— CANNOT BE ADDED TO ACTIVE FSS— *fssname*— DURING A HOT START WITH REFRESH—▶▶

One of the following changes were made to the initialization stream used to perform a hot start with refresh:

- A DEVICE statement was added to the initialization stream, and the FSSNAME parameter on the DEVICE statement refers to an FSS that is active.
- The FSSNAME parameter on an existing DEVICE statement in the initialization stream was changed so that it refers to an FSS that is active.

Devices cannot be added to an active FSS during a hot start with refresh unless the FSS was active on the global and the global was IPLed before the hot start with refresh.

In the message text:

*devname*

The device name on the JNAME parameter of the DEVICE statement.

*fssname*

The FSS name on the FSSNAME parameter of the DEVICE statement.

**System action:** JES3 initialization fails.

**Operator response:** Restart JES3 after the system programmer corrects the initialization stream.

**System programmer response:** Delete the DEVICE statement from the initialization stream, or change the reference to an active FSS, and reinitialize JES3.

**Module:**

## IAT3077

**Containing**  
IATINFS

**Detecting**  
IATINFS

**Issuing**  
IATINFS

**Routing Code:** 1

**Descriptor Code:** 4

---

IAT3077

**Explanation:**

▶▶— *DEVICE— devname— CANNOT BE DELETED FROM ACTIVE FSS—*—————▶  
▶— *fssname— DURING A HOT START WITH REFRESH—*—————▶▶

One of the following changes were made to the initialization stream used to perform a hot start with refresh:

- A DEVICE statement was deleted from the initialization stream and the FSSNAME parameter on the original DEVICE statement referred to an FSS that is active.
- The FSSNAME parameter on an existing DEVICE statement in the initialization stream was changed. The FSSNAME on the original DEVICE statement referred to an FSS that is active.

Devices cannot be deleted from an active FSS during a hot start with refresh unless the FSS was active on the global and the global was IPLed before the hot start with refresh.

In the message text:

*devname*

The device name on the JUNIT parameter of the DEVICE statement.

*fssname* The FSS name on the FSSNAME parameter of the DEVICE statement.

**System action:** JES3 initialization fails.

**Operator response:** If an FSA device was deleted dynamically from the MVS configuration through the HCD facility since the last JES3 restart, perform steps 1 through 5. If this is not the case, skip to step 6.

1. Use the MVS HCD facility to activate the previous IODF configuration (before the devices identified in this message was deleted).
2. Use a hot start to start JES3.
3. Use HCD to activate the required IODF configuration with the devices deleted.
4. Deactivate the FSS.
5. Perform a hot start with Refresh using the initialization stream with the appropriate DEVICE statements deleted.
6. Restart JES3 after the system programmer corrects the initialization stream.

**System programmer response:** Return the DEVICE statement to the initialization stream, or change the FSSNAME parameter to refer to the original FSS.

**Module:**

**Containing**  
IATINFS

**Detecting**  
IATINFS

**Issuing**  
IATINFS

**Routing Code:** 1

**Descriptor Code:** 4

---

**IAT3078****Explanation:**

▶▶— DEVICE NUMBER FOR — *devname* — CANNOT BE CHANGED FOR —————▶

▶— ACTIVE FSS — *fssname* — DURING A —HOT START WITH REFRESH —————▶▶

During a hot start with refresh, the device number in the JUNIT parameter of the DEVICE statement for an active FSS was changed.

In the message text:

*devname*

The device name on the JUNIT parameter of the DEVICE statement.

*fssname* The FSS name on the FSSNAME parameter of the DEVICE statement.

**System action:** Message IAT3079 is issued to display the old and new device numbers. JES3 initialization fails.

**Operator response:** Restart JES3 after the system programmer corrects the initialization stream.

**System programmer response:** Change the device number to what it was in the initialization stream when the FSS was started.

**Module:**

**Containing**  
IATINFS

**Detecting**  
IATINFS

**Issuing**  
IATINFS

**Routing Code:** 1

**Descriptor Code:** 4

---

**IAT3079****Explanation:**

▶▶— OLD DEVICE NUMBER = — *olddevno* — NEW DEVICE NUMBER = — *newdevno* —————▶▶

JES3 issues this message in conjunction with message IAT3078 when the device numbers are changed for a device associated with an active FSS.

In the message text:

*olddevno*

The device number that was in the JUNIT parameter of the DEVICE statement when the FSS was started. If the device is not channel attached, this field is blank.

*newdevno*

The device number that is in the JUNIT parameter of the DEVICE statement in the initialization stream used to perform the hot start with refresh. If the device is not channel attached, this field is blank.

**System action:** JES3 initialization fails.

**Operator response:** Restart JES3 after the system programmer corrects the initialization stream.

**System programmer response:** Change the device number to its original (*olddevno*) value.

**Module:**

**Containing**  
IATINFS

**Detecting**  
IATINFS

**Issuing**  
IATINFS

**Routing Code:** 1

**Descriptor Code:** 4

## IAT3080 • IAT3082

---

### IAT3080

#### Explanation:

▶▶— NUMDEV IGNORED, — NO JUNIT DEVICE NUMBER —————▶▶

A DEVICE statement was defined with the NUMDEV parameter, but the JUNIT parameter does not contain a device number.

**System action:** The statement is ignored. JES3 initialization continues.

**System programmer response:** Correct the JUNIT parameter or remove the NUMDEV parameter.

#### Module:

Containing	Detecting	Issuing
IATINCF	IATINCF	IATINCF

**Routing Code:** 2

**Descriptor Code:** 10

---

### IAT3081

#### Explanation:

▶▶— FSS/FSA CHECKPOINT IS —DOWN-LEVEL AND CANNOT — BE USED DURING A —HOT START WITH REFRESH —▶▶

A hot start with refresh was performed and JES3 determined that the FSS/FSA checkpoint is down-level. This can occur if you attempt to perform a hot start with refresh after you first migrated to OS/390 Version 2 Release 4 (HJS6604). Before attempting to perform a hot start with refresh, you should first perform a cold, warm, or hot start to reformat the FSS/FSA checkpoint; only thereafter, can you perform a hot start with refresh.

**System action:** JES3 initialization fails.

**Operator response:** Restart JES3 and perform a cold, warm, or hot start.

**System programmer response:** None

#### Module:

Containing	Detecting	Issuing
IATINFS	IATINFS	IATINFS

**Routing Code:** 1

**Descriptor Code:** 4

---

### IAT3082

#### Explanation:

▶▶— DEVICE — *devname* — IS NO LONGER DEFINED TO — *mainname* — FOR ACTIVE FSS — *fssname* —▶▶

During a hot start with refresh, one or more main processor names were removed from the JUNIT parameter of the DEVICE statement for an active FSS. One of the main processor names that was removed is the main processor where the FSS is active. This is not allowed during a hot start with refresh unless the FSS was active on the global and the global was IPLed before the hot start with refresh.

In the message text:

*devname*

The device name on the JUNIT parameter of the DEVICE statement.

*main*

The main processor name where the FSS is active.

*fssname* The FSS name on the FSSNAME parameter of the DEVICE statement.

**System action:** JES3 initialization fails.

**Operator response:** Restart JES3 after the system programmer corrects the initialization stream.

**System programmer response:** Return the main processor name and its associated device number information to the DEVICE statement.

**Module:**

Containing	Detecting	Issuing
IATINFS	IATINFS	IATINFS

**Routing Code:** 1

**Descriptor Code:** 4

IAT3083

**Explanation:**

▶▶— JUNIT MAIN —*main* — IS NOT DEFINED AND —CANNOT BE ADDED DYNAMICALLY —▶▶

During a \*MODIFY,CONFIG command, a main processor name was added to the JUNIT parameter of the DEVICE statement that was not defined in the initialization stream that was used during the last warm or cold start.

**Note:** If a MAINPROC statement for this main processor name was added to the initialization stream used by the \*MODIFY,CONFIG command, it will be ignored. Main processors cannot be added during a \*MODIFY,CONFIG request.

In the message text:

*main* The main processor name that was specified on the JUNIT parameter of the DEVICE statement.

**System action:** JES3 ignores the JUNIT information associated with the main processor. JES3 processes the remainder of the DEVICE statement.

**Operator response:** None

**System programmer response:** Remove the main processor name from the DEVICE statement.

**Module:**

Containing	Detecting	Issuing
IATINCF	IATINCF	IATINCF

**Routing Code:** Note 30

**Descriptor Code:** 5

IAT3084

**Explanation:**

▶▶— MODULE —*module* — WAS NOT FOUND IN LPA —▶▶

This message is issued during any type of JES3 start when the specified module is not found in LPA.

**System action:** If the module is a required LPA module, JES3 initialization ends with a U001 abend. If the module is not required, JES3 initialization continues.

**Operator response:** Notify the system programmer.

**System programmer response:** Do one of the following:

## IAT3085 • IAT3086

- Make sure that the module is in linklist concatenation specified in response to message IEA101A SPECIFY SYSTEM PARAMETERS FOR RELEASE *xx.yy.zzz*, and then re-IPL the system.
- Issue the SETPROG LPA,DDD command to add the module to LPA and then restart JES3.

### Module:

Containing	Detecting	Issuing
IATINIC	IATINIC	IATINIC

Routing Code: 1

Descriptor Code: 4

---

### IAT3085

#### Explanation:

▶▶—LPA MODULES—CHANGED:—*module module..module*—▶▶

This message is informational and displays the LPA modules that were changed since JES3 was last started. LPA modules can be changed dynamically by the operator by issuing a SETPROG LPA,ADD command. If JES3 is restarted without IPLing the system, JES3 will detect the new versions of the LPA modules and issue message IAT3085.

On the JES3 global processor, this message appears in the JES3OUT data set only. On JES3 local processors, this message is displayed on the console.

**System action:** Processing continues.

**Operator response:** None.

**System programmer response:** None.

### Module:

Containing	Detecting	Issuing
IATINIC	IATINIC	IATINIC

Routing Code: 2

Descriptor Code: 4

---

### IAT3086

#### Explanation:

▶▶— NUMDEV USED AMD JNAME EXCEEDS — FOUR CHARACTERS, — SHORTENED TO — *pppp* —▶▶

A DEVICE statement with a JNAME was defined with the NUMDEV parameter, but the specified JNAME parameter exceeds the valid JNAME prefix length of four characters.

In the message text:

*pppp*

The first four characters of the value specified on the JNAME parameter, which will be used as a prefix instead of an actual device name.

**System action:** JES3 uses the first four characters of the specified JNAME as a prefix to build the actual JNAMEs for all devices defined by this statement.

**System programmer response:** Correct the JNAME parameter or remove the NUMDEV parameter.

### Module:

Containing	Detecting	Issuing
IATINCF	IATINCF	IATINCF

**Routing Code:** 2

**Descriptor Code:** 10

### IAT3087

**Explanation:**

▶▶— DEVICE IGNORED,—\*ALL MUST BE ONLY JUNIT/XUNIT MAIN—▶▶

A DEVICE statement was defined with multiple JUNIT or XUNIT system name specifications, and the system name of \*ALL was used in at least one of them. When \*ALL is used, it must be the only XUNIT or JUNIT system name specification.

**System action:** The statement is ignored. JES3 initialization continues.

**System programmer response:** Correct or remove the DEVICE statement.

**Module:**

Containing	Detecting	Issuing
IATINCF	IATINCF	IATINCF

**Routing Code:** 2

**Descriptor Code:** 10

### IAT3088

**Explanation:**

▶▶—*stmt type*—*name*—onmain1 IGNORED, —PREVIOUSLY DEFINED onmain2—▶▶

An instance of a statement definition has already been defined in the initialization stream. For the purposes of determining statement uniqueness, the following attributes uniquely identify a statement:

- The JNAME on a DEVICE statement.
- The NAME= parameter on an NJERMT statement.
- The NAME= parameter on the NETSERV statement.
- The NAME= parameter on the SOCKET statement.
- When compared with XUNIT and main name, a JUNIT and main name that appear on a different statement from the compared XUNIT and main name.

The following attributes of a DEVICE statement can also cause a duplicate statement even if the duplication was not literally coded:

- Duplicate device numbers can result from a range of devices that are created by using the NUMDEV parameter.
- The same XUNIT and system name were defined on multiple DEVICE statements.
- The same JUNIT and system name were defined on multiple DEVICE statements.
- A JUNIT and system name pair was defined after previously being defined on another statement as an XUNIT and system name pair.
- An XUNIT and system name pair was defined after previously being defined on another statement as a JUNIT and system name pair.
- The XUNIT or JUNIT parameter of one DEVICE statement defines a device or device number with a specific system name and the XUNIT or JUNIT parameter of another DEVICE statement defines the same device number with a system name of \*ALL.

In the message text:

## IAT3089 • IAT3090

### *stmttype*

Indicates the type of statement that is duplicated.

### *onmain1*

If the duplication is a unique statement name, the text is ON MAIN *main1* where *main1* is the main for which the current definition is being reported in error. If the duplication is a unique statement name, this text is omitted from the message.

### *onmain2*

If the duplication is a unique statement name, the text is ON MAIN *main2* where *main2* is the main on which the previous occurrence of the device was found. If the duplication is a unique statement name, this text is omitted from the message.

The values *main1* and *main2* are the same unless one of them is \*ALL and the other is a specific name.

**System action:** If the NUMDEV parameter is specified, the duplicate device is ignored, but the rest of the range is processed and all other devices in the range that are not duplicates and have no other errors are defined. In all cases where a duplicate is detected, the first definition prevails. JES3 initialization continues.

**System programmer response:** Correct or remove the duplicate statement.

### Module:

**Containing**  
IATINDVS

**Detecting**  
IATINDVS

**Issuing**  
IATINDVS

**Routing Code:** 2

**Descriptor Code:** 10

---

### IAT3089

#### Explanation:

▶▶ — MAIN '\*ALL' NOT —ALLOWED ON THE — RJPLINE STATEMENT —————▶▶

An RJPLINE statement incorrectly specifies a system name of \*ALL.

**System action:** The statement is ignored. JES3 initialization continues.

**System programmer response:** Correct or remove the RJPLINE statement.

### Module:

**Containing**  
IATINR1

**Detecting**  
IATINR1

**Issuing**  
IATINR1

**Routing Code:** 2

**Descriptor Code:** 10

---

### IAT3090

#### Explanation:

▶▶ — UNEXPECTED EOF —READING INITIALIZATION STREAM —————▶▶

An end-of-file condition has occurred on the JES3 initialization statement data set. More statements were expected: The appropriate logical-end-of-initialization statement was not recognized, an ENDJSAM or ENDINISH statement is missing.

**System action:** When possible, initialization will insert an appropriate statement (which may be ENDJSAM, or ENDINISH) to complete as much checking as possible. If the missing statements cause an error, JES3 initialization ends. If initialization is completed, message IAT3102 states that JES3 failure is likely.



**Programmer response:** Update the initialization stream member to include the ENDJSAM or ENDINISH statements.

**Problem determination:** See Table III, items 5, 6, 20, and 21.

**Module:**

Containing	Detecting	Issuing
IATINGS	IATINGS	IATINGS
IATINRN	IATINRN	IATINRN

**Routing Code:** 2,10

**Descriptor Code:** 1,7

IAT3091

**Explanation:**

▶▶— INSUFFICIENT STORAGE—FOR JES3 INITIALIZATION—,FOR FSS— *fssname*,— ASID=— *asid*—▶▶

An AGETMAIN macro instruction has been rejected because there is not enough main storage to satisfy the request. If the failure occurred during the initialization of a functional subsystem (FSS), the functional subsystem name *fssname* and address space ID *asid* appear with the message. The absence of this text indicates the failure occurred during JES3 initialization.

**System action:** JES3 or FSS initialization ends with a DM002 and message IAT3713 is issued. See *z/OS JES3 Diagnosis* for information on the abend code that is issued with this message. The registers contain the following information. Register 14 contains the return address to the requesting module. Register 15 contains the following information:

**Byte 0**

XX'02' is on when the BUSY= parameter was specified on the GETMAIN macro.

XX'01' is on when the BNDRY=PAGE parameter was specified on the GETMAIN macro.

**Byte 1**

XX'00' LOC=RES. JES3 tried to obtain storage from the same area as the calling program.

XX'01' LOC=BELOW. JES3 tried to obtain storage from below 16M virtual.

XX'04' LOC=(RES,ANY). JES3 tried to obtain storage from the same area as the calling program

XX'05' LOC=(BELOW,ANY). JES3 tried to obtain storage from below the 16m virtual.

XX'07' LOC=(ANY,ANY) or LOC=ANY. JES3 tried to obtain storage, but there was an inadequate amount.

**Byte 3** contains the subpool number

**Operator response:** Consult the system programmer. This is probably a system error. However, if it results from an inadequate allocation of CSA, repeat the IPL of the processor. Then message IEA101A SPECIFY SYSTEM PARAMETERS FOR RELEASE *xx.yy.zzz* will be displayed. (See *z/OS MVS System Messages, Vol 6 (GOS-IEA)*.) Next, specify a CSA = quantity that is 200K greater than the default amount (the amount specified in SYS1.PARMLIB, IEASYS00), or 600K, whichever is larger. Then reinitialize JES3.

**Problem determination:** See Table III, items 2, 5, 6, and 21.

**Module:**

Containing	Detecting	Issuing
IATINRN	IATINRN	IATINRN

**Routing Code:** 10

**Descriptor Code:** 1

## IAT3092 • IAT3093

---

### IAT3092

#### Explanation:

▶▶— INVALID INCLUDE STATEMENT— '*stmt*' — IGNORED—▶▶

The specified INCLUDE statement was not coded correctly. For example, the MEMBER name is longer than eight characters or contains incorrect characters.

In the message text:

*stmt*     The first 31 characters of the INCLUDE statement.

**System action:** JES3 ignores the INCLUDE statement. JES3 initialization continues with an error condition.

**Operator response:** Notify your system programmer.

**System programmer response:** Correct the INCLUDE statement and restart JES3 (if the error occurred during a cold, warm, or hot start with refresh) or reissue the \*MODIFY,CONFIG command (if the error occurred while processing a \*MODIFY,CONFIG command).

#### Module:

Containing	Detecting	Issuing
IATINRN	IATINRN	IATINRN
IATINGS	IATINGS	IATINGS

**Routing Code:** 1

**Descriptor Code:** 4

---

### IAT3093

#### Explanation:

▶▶— INCLUDE MEMBER— *mem*— IGNORED — — *reason text*—▶▶

The specified INCLUDE statement was ignored for one of the reasons described below.

In the message text:

*mem*     The member name that you specify on the INCLUDE statement.

*reason text*

Is either:

- ALREADY ACTIVE - The specified member is currently in the list of members being included. For example, member A has an INCLUDE statement for member B, and member B has an INCLUDE statement for member A.
- MAXIMUM NUMBER OF LEVELS HAS BEEN REACHED - Only four member levels are allowed: one primary member and up to three INCLUDE members.

**System action:** JES3 ignores the INCLUDE statement. JES3 initialization continues with an error condition

**Operator response:** Notify your system programmer.

**System programmer response:** Correct the INCLUDE statement and restart JES3 (if the error occurred during a cold, warm, or hot start with refresh) or reissue the \*MODIFY,CONFIG command (if the error occurred while processing a \*MODIFY,CONFIG command).

#### Module:

Containing	Detecting	Issuing
IATINRN	IATINRN	IATINRN

**Routing Code:** 1

**Descriptor Code:** 4

---

**IAT3094****Explanation:**

▶▶ INCLUDE MEMBER— *mem*— DOES NOT EXIST—▶▶

JES3 could not find the specified INCLUDE statement member.  
In the message text:

*mem* The member name that you specify on the INCLUDE statement.

**System action:** JES3 ignores the INCLUDE statement. JES3 initialization continues with an error condition.

**Operator response:** Notify your system programmer.

**System programmer response:** Correct the INCLUDE statement and restart JES3 (if the error occurred during a cold, warm, or hot start with refresh) or reissue the \*MODIFY,CONFIG command (if the error occurred while processing a \*MODIFY,CONFIG command).

**Module:**

Containing	Detecting	Issuing
IATINRN	IATINRN	IATINRN

**Routing Code:** 1

**Descriptor Code:** 4

---

**IAT3095****Explanation:**

▶▶ UNABLE TO OPEN INCLUDE MEMBER— *mem*—▶▶

The OPEN request for the specified INCLUDE statement member failed. Message IEC141I precedes this message.  
In the message text:

*mem* The member name that you specify on the INCLUDE statement.

**System action:** JES3 ignores the INCLUDE statement. JES3 initialization continues with an error condition.

**Operator response:** Notify your system programmer.

**System programmer response:** See the explanation of message IEC141I in *z/OS MVS System Messages, Vol 7 (IEB-IEE)* to determine why the OPEN failed.

**Module:**

Containing	Detecting	Issuing
IATINRN	IATINRN	IATINRN

**Routing Code:** 1

**Descriptor Code:** 4

---

**IAT3096****Explanation:**

▶▶ UNABLE TO— ALLOCATE— DDNAME =— *ddn*,— MEMBER=— *mem*,— DATA SET=— *dsname*—▶▶  
UNALLOCATE—

An error occurred while attempting to dynamically allocate or unallocate the specified INCLUDE statement member. Message IAT3097 follows which contains information about the error.

## IAT3097

In the message text:

*ddn* ddname

*mem* The member name that you specified on the INCLUDE statement.

*dsname* The name of the data set that contains the initialization stream members.

**System action:** If this was a dynamic allocation request, JES3 ignores the INCLUDE statement. JES3 initialization continues with an error condition.

**Operator response:** Notify your system programmer.

**System programmer response:** Message IAT3097 contains information from the DYNALLOC request that describes why the dynamic allocation or unallocation failed. See the chapter on Requesting Dynamic Allocation Functions in *z/OS MVS Programming: Authorized Assembler Services Guide* for a description of the error information returned by the DYNALLOC request.

**Module:**

Containing	Detecting	Issuing
IATINRN	IATINRN	IATINRN

**Routing Code:** 1

**Descriptor Code:** 4

---

IAT3097

**Explanation:**

▶▶— R15=— *rtn\_code*,— ERROR=— *err\_rsn\_code*,— INFO=— *info\_rsn\_code*—————▶▶

This message is issued in conjunction with message IAT3096 when an error occurs while attempting to dynamically allocate or unallocate an INCLUDE statement member. This message contains error information from the failed DYNALLOC (SVC99) request.

In the message text:

*rtn\_code*

The return code from the failed SVC 99 request

*err\_rsn\_code*

The error reason code from the failed SVC 99 request

*info\_rsn\_code*

The information reason code from the failed SVC 99 request

**System action:** JES3 ignores the INCLUDE statement. JES3 initialization continues with an error condition.

**Operator response:** Notify your system programmer.

**System programmer response:** See message IAT3096.

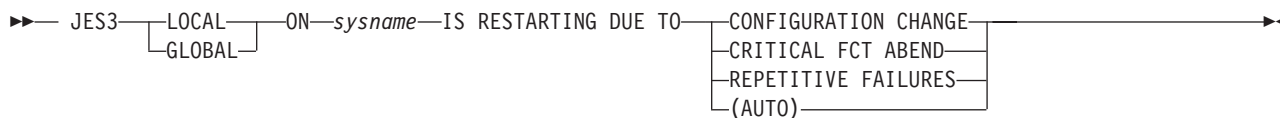
**Module:**

Containing	Detecting	Issuing
IATINRN	IATINRN	IATINRN

**Routing Code:** 1

**Descriptor Code:** 4

---

**IAT3098****Explanation:**

The JES3 address space is being automatically restarted because of one of the following reasons:

- A hot start with refresh has been performed on the global system, and the local system is being restarted to define the new configuration there.
- A critical FCT has ended abnormally and cannot be recovered.
- JES3 detected repetitive and consecutive failures at the same location.

When applicable, the text (AUTO) is returned for one of the following reasons:

- A local was restarted because of a hot start or refresh on the global.
- A critical FCT encountered an unrecoverable failure.
- An FCT failed repetitively (more than 3 times) at the same location.

In the message text:

*sysname*

The system being restarted.

**System action:** JES3 continues processing.

**Operator response:** None. This is an informational message.

**System programmer response:** None. This is an informational message.

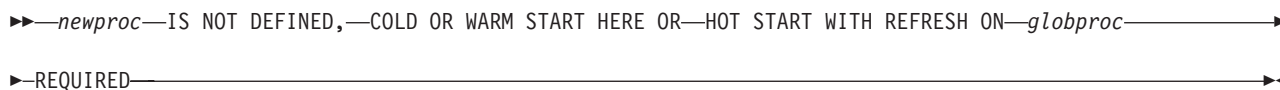
**Module:**

Containing	Detecting	Issuing
IATINTK	IATINTK	IATINTK

**Routing Code:** 1

**Descriptor Code:** 7,11

---

**IAT3099****Explanation:**

JES3 has been started on a processor that was not previously defined. An undefined processor requires a cold or warm start to define itself and become a global. An undefined processor can be defined and become a local by a hot start with refresh on the current global.

In the message text:

*newproc* The processor that is initializing, and that is currently not known to JES3.

*globproc* The name of the currently active global.

**System action:** JES3 issues message IAT2061 and IAT2064 requiring you to reset the current global.

**Operator response:** If you want the new processor to become the global, reset the current global and any other processors in the complex and perform a cold or warm start. If you want to avoid re-IPLing these processors, reply CANCEL. JES3 will end on the initializing processor.

## IAT3100 • IAT3101

**System programmer response:** To define the new processor, create an initialization stream containing a MAINPROC initialization statement for the new processors and reference this MAINPROC on any other required statements. Then perform a hot start with refresh on the global using the new initialization stream.

**Module:**

Containing	Detecting	Issuing
IATINGL	IATINGL	IATINGL

**Routing Code:** 2

**Descriptor Code:** 4,7

---

### IAT3100

**Explanation:**

```
▶▶ JES3 z— v.rr.m— SYSTEM— COLD— START ON— yyyy.ddd— AS— main————▶▶
      |
      | WARM—
      |
      | HOT—
      |
      | LOCAL—
```

JES3 has completed initialization. The program level is indicated, where *v.rr.m* represents the JES3 z/OS version, release and modification level. If a global initialization was performed, the start type (hot, warm, or cold) is indicated, or a local start is indicated. The Julian date is indicated by *yyyy.ddd*, and the initialization-assigned name of this processor by *main*.

**System action:** If this is the global system, a wait is entered. If this is a local system, global communication will commence when this processor is varied online at the global.

**Operator response:** If this is the global system, issue the \*S,JSS command after any \*V, \*SWITCH, \*MODIFY,...J, or \*X commands have been entered. If this is a local system, all system control is directed by the global system.

**Module:**

Containing	Detecting	Issuing
IATINIT	IATINIT	IATINIT

**Routing Code:** 2

**Descriptor Code:** 7

---

### IAT3101

**Explanation:**

```
▶▶ DELETED JOB— djobname(djobid)— IS ACTIVE— ON— sysname— , WHICH MUST BE IPLLED —▶▶
```

JES3 has detected that a job whose job number is not defined in the initializing configuration's OPTIONS,JOBNO range is active and cannot be deleted unless the system on which the job is active is IPLed. In the message text:

*djobname*

The name of the job that would be deleted by the change in the job number range.

*djobid*

The job identifier of the job that would be deleted by the change in the job number range.

*sysname*

The system name on which the job was active.

**System action:** If *sysname* is the global, JES3 initialization ends immediately with a DM025. Otherwise JES3 also issues IAT2061 and IAT2064 and waits for a reply.

If the operator replies CANCEL to IAT2064, JES3 initialization ends with a DM025.

**Operator response:** Notify the system programmer, and reply to message IAT2061 and IAT2064 as instructed.

**System programmer response:** See message IAT2061 and IAT2064.

**Module:**

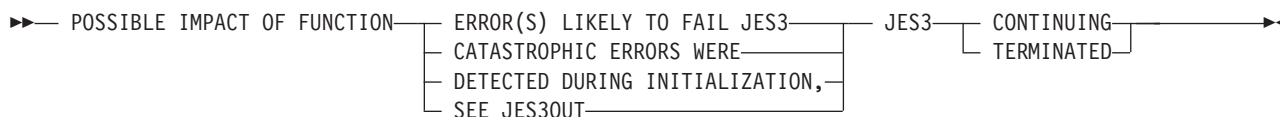
Containing	Detecting	Issuing
IATINJQ	IATINJQ	IATINJQ

**Routing Code:** 1,10

**Descriptor Code:** 4,7

### IAT3102

**Explanation:**



Errors were detected before JES3 initialization was complete. The JES3OUT data set contains the message describing the errors.

**System action:** If the errors will not disrupt a JES3 function, this warning is issued and JES3 continues initialization processing. If the errors make further execution impossible, JES3 ends with a dump. If JES3 continues initialization processing, message IAT3100 is issued next.

**Operator response:** Notify the system programmer.

**System programmer response:** Review the JES3OUT listing. Change the initialization stream to eliminate the errors listed during JES3 initialization. Restart JES3 to ensure that the changes in the initialization stream take effect.

**Problem determination:** See Table III, items 5, 6, and 21.

**Module:**

Containing	Detecting	Issuing
IATINJB	IATINJB	IATINJB

**Routing Code:** 42

**Descriptor Code:** 7

### IAT3103

**Explanation:**



JES3 has detected that a function used in a higher JES3 release is not supported at the current JES3 release. For example, a large job number range was defined and an attempt was made to fall back using a hot start without refresh to a release that does not support that range.

**System action:** JES3 fails with a DM025.

**Operator response:** Notify the system programmer.

**System programmer response:** If the initialization stream used by the higher JES3 release contains a definition that would not be supported in the current JES3 release, correct the parameter to specify a value that is supported in the current JES3 release and perform a hot start with refresh or a warm start, depending on the individual parameter's restart requirement. Or, bring up the higher JES3 release again to continue using the function.

You can determine whether the current release would allow the function by performing a hot start with refresh with

## IAT3105 • IAT3106

the initialization stream containing the parameter definition in question, or by running IATUTIS. In either case a syntax error message will be written to JES3OUT if the parameter is not supported.

### Module:

Containing	Detecting	Issuing
IATINJQ	IATINJQ	IATINJQ

Routing Code: 1

Descriptor Code: 4

---

### IAT3105

#### Explanation:

▶— INSTALLATION STRING NOT VALID — LENGTH NOT VALID —▶

During JES3 initialization or connect processing, JES3 was attempting to build an information string for the subsystem version information SSI call (SSI function code 54). The string could not be built because the length supplied by IATUX63 in field YUX63LNR was not valid. It was either zero or a value greater than the maximum length allowed (2048 bytes in size).

**System action:** JES3 initialization continues. The SSI routine will operate without the information string.

**Operator response:** Notify the system programmer. If the reason text indicates that the installation string length is not valid, then installation exit IATUX63 should be examined to ensure that the string is built correctly.

### Module:

Containing	Detecting	Issuing
IATGRWHO	IATGRWHO	IATGRWHO

Routing Code: 42

Descriptor Code: –

---

### IAT3106

#### Explanation:

▶— INTERNAL ERROR— PROCESSING THE DYNALDSN STATEMENT —▶

An internal error was detected while JES3 was processing a DYNALDSN statement.

**System action:** The statement is ignored. JES3 initialization continues.

**System programmer response:** Search problem reporting databases for a fix for the problem. If no fix exists, contact the IBM Support Center.

### Module:

Containing	Detecting	Issuing
IATINDYD	IATINDYD	IATINDYD

Routing Code: 2

Descriptor Code: 10



---

**IAT3107****Explanation:**

▶▶— DEVICE IGNORED, NUMDEV VALUE OF— *n*— WOULD EXCEED VALID UNIT RANGE—▶▶

A DEVICE statement was defined with a NUMDEV parameter that would cause the XUNIT and/or JUNIT to exceed the maximum allowable device number of FFFF.

*n* The NUMDEV parameter specified in error.

**System action:** The statement is ignored. JES3 initialization continues.

**System programmer response:** Correct the NUMDEV, XUNIT, and/or JUNIT parameter or remove the DEVICE statement.

**Module:**

Containing	Detecting	Issuing
IATINCF	IATINCF	IATINCF

**Routing Code:** 2

**Descriptor Code:** 10

---

**IAT3110****Explanation:**

▶▶— CHANGE OF GLOBAL OCCURRED DURING— INITIALIZATION—▶▶

A change of JES3 global processors occurred while this processor was in initialization. The global processor must remain constant while a JES3 processor is being initialized. This condition is detected by a comparison of the disk-resident, dynamically updated copy of the JES3 complex status record (CSR) with a copy resident in main storage.

**System action:** JES3 issues message IAT3111 or message IAT3112 detailing the severity of the situation.

**Operator response:** None. One of the following messages IAT3111 or IAT3112 will direct operator action.

**Module:**

Containing	Detecting	Issuing
IATINJB	IATINJB	IATINJB
IATINGL	IATINGL	IATINGL

**Routing Code:** 2,42

**Descriptor Code:** 1,7,11

---

**IAT3111****Explanation:**

▶▶— STOP ALL PROCESSORS, WARMSTART— A GLOBAL, AND RE-IPL THE COMPLEX—▶▶

Issued after message IAT3110, this message indicates that another processor was started as a global while this processor was in global initialization (message IAT3046 was ignored at the other global). Or this processor was started as a global while another global was initializing.

**System action:** JES3 ends. The JES3 complex status record (CSR) is marked to indicate that a warm start is required.

**Operator response:** Disable all processors that are running in this complex. Warm start a global processor. After the global has successfully completed initialization, repeat the IPL of the other processors.

## IAT3112 • IAT3114

### Module:

**Containing**  
IATINJB

**Detecting**  
IATINJB

**Issuing**  
IATINJB

**Routing Code:** 42

**Descriptor Code:** 7,11

---

### IAT3112

#### Explanation:

▶— RE-INITIALIZE JES3 WHEN GLOBAL IS UP —▶

Issued after message IAT3110, this message indicates that the processor was being initialized as a JES3 local when a change of globals occurred. This may have been because a DSI was invoked or because a warm or cold start was performed on a processor.

**System action:** JES3 ends.

**Operator response:** Reinitialize JES3; wait until the new global has successfully finished JES3 initialization. If a DSI has occurred, issue the \*S,DSI command. If a global warm or cold start has occurred, repeat the IPL.

### Module:

**Containing**  
IATINJB  
IATINGL

**Detecting**  
IATINJB  
IATINGL

**Issuing**  
IATINJB  
IATINGL

**Routing Code:** 1,42

**Descriptor Code:** 1,7,11

---

### IAT3113

#### Explanation:

▶— WLM CONNECT REQUEST FAILED,—RETURN CODE=— *retcode*,— REASON CODE=— *rsncode* —▶

An error occurred while JES3 was attempting to connect to WLM through the IWMCONN macro. The return and reason codes from the IWMCOMM macro are displayed in the message.

**Operator response:** Contact the system programmer.

**Programmer response:** Use the return and reason codes from the IWMCONN macro, which is described in "z/OS MVS Programming: Workload Management Services", to determine the cause of the error.

### Module:

**Containing**  
IATINWLM

**Detecting**  
IATINWLM

**Issuing**  
IATINWLM

**Routing Code:** 1

**Descriptor Code:** 4

---

### IAT3114

#### Explanation:

```

▶▶— EVENT LISTEN EXIT NOT ESTABLISHED FOR—
      | WLM POLICY CHANGES—
      | SCHENV CHANGES—
      | SWITCH TO WLM GOAL MODE—
      | RESET JOB COMMAND—
      |
      | RETURN CODE =— retcode—▶▶
  
```

An error occurred while JES3 was attempting to establish an Event Notification Facility (ENF) listen exit through the ENFREQ macro for the specified event. The return code from the ENFREQ macro is displayed in the message.

**System action:** JES3 initialization continues but JES3 will not be notified for the specified event. The following list of events describe what happens if JES3 is not notified:

- **SCHENV CHANGES** - The state of a scheduling environment changed. If JES3 is not notified when this event occurs, jobs may wait in JES3 for the scheduling environment to become available or be scheduled for execution to systems where the scheduling environment is not available, even though a MODIFY WLM command was issued to change the state of the resources associated with a scheduling environment.
- **WLM POLICY CHANGES** - A new WLM policy was activated, for example, through the V WLM,POLICY= command. If the WLM classification rules were changed, and a new WLM service service definition was installed before activating the new policy, jobs will be reclassified (i.e. assigned a service class) to advantage of the new classification rules. If JES3 is not notified when this event occurs, jobs will not be reclassified until they are selected for execution.
- **SWITCH TO WLM GOAL MODE** - WLM was switched to goal mode on a system through the MODIFY WLM,MODE=GOAL command. When WLM is switched to goal mode on a system, all jobs in execution are reclassified based on the current WLM policy. If JES3 is not notified when this event occurs, JES3 will not update its own control blocks to reflect the service class that was assigned to each job. As a result, JES3 inquiry commands (e.g. \*I,J=jobno,X) will not show the same service class that is assigned to a particular job as the MVS D A,jobname command.
- **RESET JOB COMMAND** - The MVS RESET command can be used to change a job's service class while it is in execution. If JES3 is not notified when this event occurs, JES3 will not update its own control blocks to reflect the new service class that was assigned to the job. As a result, JES3 inquiry commands (e.g. \*I,J=jobno,X) will not show the same service class that is assigned to the job as the MVS D A,jobname command.

**Operator response:** Contact the system programmer.

**Programmer response:** Use the return code from the ENFREQ macro, which is described in *z/OS MVS Programming: Authorized Assembler Services Reference EDT-IXG* to determine the cause of the error.

**Module:**

Containing	Detecting	Issuing
IATINWLM	IATINWLM	IATINWLM

**Routing Code:** 1

**Descriptor Code:** 4

## IAT3115

**Explanation:**

```

▶▶— WLM INITIALIZATION HAS FAILED—▶▶
  
```

Initialization of the JES3 WLM batch initiator function was unsuccessful. This message is typically preceded by message IAT2014, IAT3113, IAT4083, or IAT4084 or a failure in module IATINWLM.

**System action:** JES3 initialization continues, but the WLM batch initiator function for JES3 is disabled. No WLM managed initiators will be started and any job class groups that are defined as WLM managed will be changed to JES managed.

**Operator response:** Contact the system programmer.

**Operator response:** Contact the IBM Support Center

**Module:**

## IAT3116 • IAT3118

**Containing**  
IATINWLM

**Detecting**  
IATINWLM

**Issuing**  
IATINWLM

**Routing Code:** 1

**Descriptor Code:** 4

---

### IAT3116

**Explanation:**

►►— EXRESC PARAMETER FOR SYSTEM—*sysname*— IGNORED - NOT ALLOWED WITH SYSTEM— NAME OF \*ALL—►►

An EXRESC parameter on the GROUP statement specified \*ALL as the system name. A subsequent EXRESC parameter specified a system name. This is not allowed when \*ALL is specified.

**System action:** The EXRESC parameter with the specific system name is ignored.

**Operator response:** None

**Module:**

**Containing**  
IATINGP

**Detecting**  
IATINGP

**Issuing**  
IATINDT

**Routing Code:** 19

**Descriptor Code:** -

---

### IAT3117

**Explanation:**

►►— EXRESC PARAMETER FOR SYSTEM \*ALL— IGNORED - NOT ALLOWED WITH SPECIFIC— SYSTEM NAME—►►

An EXRESC parameter on the GROUP statement specified a system name. A subsequent EXRESC parameter specified \*ALL as the system name. This is not allowed when specific system names are used.

**System action:** The EXRESC parameter with \*ALL is ignored.

**Operator response:** None

**Module:**

**Containing**  
IATINGP

**Detecting**  
IATINGP

**Issuing**  
IATINDT

**Routing Code:** 19

**Descriptor Code:** -

---

### IAT3118

**Explanation:**

►►— ONLY ONE EXRESC PARAMETER WITH A— SYSTEM NAME OF \*ALL MAY BE SPECIFIED—►►

More than EXRESC parameter with a system name of \*ALL was specified on the GROUP statement.

**System action:** The extraneous EXRESC parameters are ignored. Only the first one is used.

**Operator response:** None

**Module:**

**Containing**  
IATINGP

**Detecting**  
IATINGP

**Issuing**  
IATINDT

**Routing Code:** 19

**Descriptor Code:** –

**IAT3119****Explanation:**

▶▶— JESPAN VALUE— *jspan*— EXCEEDS MAXIMUM,— JSPAN=ALL ASSUMED—▶▶

This message is issued when JES3 detects that a GROUP statement specified a JSPAN value that is higher than the maximum value allowed, which is 65534.

In the message text:

*jspan* The of JSPAN that was specified on the GROUP statement.

**System action:** JES3 treats the group as if JSPAN=ALL has been specified. JES3 initialization continues.

**Operator response:** None.

**System programmer response:** Correct the GROUP statement during the next warm start, cold start, or hot start with refresh.

**Module:**

**Containing**  
IATINGP

**Detecting**  
IATINGP

**Issuing**  
IATINGP

**Routing Code:** Hardcopy log

**Descriptor Code:** 5

**IAT3120****Explanation:**

▶▶—CONFIRM REQUEST TO DSI BACK TO THIS PROCESSOR—(YES) OR CANCEL—▶▶

The operator requested a hot start on a processor that used to be the global before a failed DSI.

**System action:** JES3 waits for a response.

**Operator response:** Reply YES if you want to continue JES3 hot start back to the old global; otherwise, reply CANCEL.

**System programmer response:** None.

**Module:**

**Containing**  
IATINGL

**Detecting**  
IATINGL

**Issuing**  
IATINGL

**Routing Code:** 1

**Descriptor Code:** –

## IAT3121 • IAT3123

---

### IAT3121

#### Explanation:

▶▶ TRACK/FORMAT CARD NOT FOUND IN INISH DECK ◀◀

At least one TRACK or FORMAT statement is required for JES3 initialization, and none was found.

**System action:** JES3 initialization ends after all JES3 spool data management statements have been checked.

**Programmer response:** Insert the TRACK or FORMAT statement and reinitialize JES3. See *z/OS JES3 Initialization and Tuning Reference* for a description of the statements.

**Problem determination:** See Table III, item 5.

#### Module:

Containing	Detecting	Issuing
IATINIC	IATINIC	IATINIC

**Routing Code:** 2

**Descriptor Code:** 7

---

### IAT3122

#### Explanation:

▶▶ JESABEND DATA SET WOULD NOT OPEN ◀◀  
└─ ,FOR FSS— *fssname*— ASID=— *asid*—┘

The JESABEND data set failed to open properly.

If the failure occurred during the initialization of a functional subsystem (FSS), the functional subsystem name *fssname* and address space ID *asid* appear with the message. The absence of this text indicates the failure occurred during JES3 initialization.

**System action:** JES3 or FSS initialization continues; however, the JES3 or FSS formatted portions of storage dumps will not be available.

**Operator response:** Notify your system programmer.

**Programmer response:** Verify that a valid JESABEND DD statement is included in the JES3 or FSS procedure.

**Problem determination:** See Table III, items 20 and 21.

#### Module:

Containing	Detecting	Issuing
IATINIC	IATINIC	IATINIC

**Routing Code:** Note 19

**Descriptor Code:** –

---

### IAT3123

#### Explanation:

▶▶ JES3— *reliid*—┘  
└─ COLDSTART—┘  
└─ WARMSTART—┘  
└─ WARMSTART—┘  
└─ / ANALYSIS—┘  
└─ / ANALYSIS—┘  
└─ / REFRESH—┘

```
▶ DATE == yyyy.ddd— TIME == hh.mm.ss— CPU == main/cpuid—▶
```

This is the header message on the JES3OUT data set that precedes the listing of the initialization statements. Information includes: JES3 version and level *reliid*, the type of start specified by the operator, the Julian date, the time of day, and processor identification.

Although no initialization statements are read or printed during a hot start, JES3 might produce diagnostic messages. If there are none, this will be the only message directed to JES3OUT. In JES3 local starts, all messages are directed to the operator's console; JES3OUT is not used.

**System action:** JES3 initialization continues.

**Operator response:** None. This is an informational message.

**Module:**

Containing	Detecting	Issuing
IATINIC	IATINIC	IATINIC

**Routing Code:** 19

**Descriptor Code:** –

#### IAT3124

**Explanation:**

```
▶▶ TRACK/FORMAT CARD DUPLICATES— PREVIOUS DDNAME—▶▶
```

The DDNAME parameter on this TRACK or FORMAT statement duplicates a previously submitted name. Each ddname must be uniquely described.

**System action:** JES3 initialization ends after all JES3 spool data management statements have been checked.

**Programmer response:** Remove multiple ddname definitions.

**Problem determination:** See Table III, item 5.

**Module:**

Containing	Detecting	Issuing
IATINIC	IATINIC	IATINIC

**Routing Code:** 19

**Descriptor Code:** –

#### IAT3125

**Explanation:**

```
▶▶ BUFSIZE LIMITS MAX SE TO— xx—▶▶
```

The user is warned that the value specified in the SE parameter of the OPTIONS statement exceeds the maximum possible, based on the current JES3 buffer size. The buffer size limits the number of JDAB SEs that can be built by input service. The value (decimal) indicated in the message will be used by the system.

**System action:** JES3 initialization continues.

**Programmer response:** If the SE parameter specified on the OPTIONS statement is mandatory for successful system utilization, increase the system BUFSIZE on the BUFFER statement.

**Problem determination:** See Table III, items 5, 6, 7, and 11.

**Module:**

## IAT3126 • IAT3127

**Containing**  
IATINIC

**Detecting**  
IATINIC

**Issuing**  
IATINIC

**Routing Code:** 19

**Descriptor Code:** –

---

### IAT3126

**Explanation:**

▶▶ — DEF=YES — INIT=YES — PARAMETER ALREADY SPECIFIED —▶▶

The specified parameter, DEF=YES or INIT=YES, is specified on two SPART statements.

**System action:** JES3 ignores the specified parameters on all SPART statements beyond the first statement on which the parameter was found.

**Programmer response:** Correct the SPART statement that is in error. The SPART statement in error appears immediately before this message.

**Problem determination:** See Table III, items 5 and 6.

**Module:**

**Containing**  
IATINIC

**Detecting**  
IATINIC

**Issuing**  
IATINIC

**Routing Code:** 19

**Descriptor Code:** –

---

### IAT3127

**Explanation:**

▶▶ — INCORRECTLY SPECIFIED—SPOOL PARTITION NAME —▶▶

A SPART statement specified an incorrect name as a subparameter of the NAME parameter. The names DELETED, DRAINED, UNAVAIL, YES, or NO are not allowed. If the name is more than 8 characters long or the first character is numeric, the name is incorrect.

**System action:** JES3 initialization ends.

**Programmer response:** Correct the SPART statement that is in error (it appears immediately before this message) and then restart JES3.

**Problem determination:** See Table III, items 5 and 6.

**Module:**

**Containing**  
IATINIC

**Detecting**  
IATINIC

**Issuing**  
IATINIC

**Routing Code:** 2

**Descriptor Code:** 7



---

**IAT3128****Explanation:**

▶▶— SPART CARD DUPLICATES PREVIOUS NAME—▶▶

Two SPART statements specify the same spool partition name.

**System action:** JES3 initialization ends.

**Programmer response:** Change the spool partition name on one of the two SPART statements, and then restart JES3.

**Problem determination:** See Table III, items 5 and 6.

**Module:**

Containing	Detecting	Issuing
IATINIC	IATINIC	IATINIC

**Routing Code:** 2

**Descriptor Code:** 7

---

**IAT3129****Explanation:**

▶▶— TRACK GROUP SIZE NOT WITHIN— ALLOWABLE RANGE—▶▶

The value specified for the GRPSZ= parameter on the SPART or BUFFER initialization statement is outside of the acceptable range of 1 to 999.

**System action:** JES3 initialization ends.

**Programmer response:** Correct the initialization stream before the next JES3 warm start, cold start, or hot start with refresh. Note that during a hot start with refresh, the GRPSZ parameter is syntax checked only. To actually change the value requires a warm or cold start.

**Module:**

Containing	Detecting	Issuing
IATINIC	IATINIC	IATINIC

**Routing Code:** 2

**Descriptor Code:** 7

---

**IAT3130****Explanation:**

▶▶— SPLIM MIN/MARG VALUES NOT— WITHIN ALLOWABLE RANGE—▶▶

Either the minimum or marginal value of the SPLIM= parameter is outside of the acceptable range of 0 to 99.

**System action:** If the error was on the BUFFER initialization statement, the system default values of SPLIM=(10,25) are used; if the error was on an SPART initialization statement, the SPLIM values associated with the BUFFER statement are assigned to the partition.

**Programmer response:** Correct the initialization stream before the next JES3 warm start, cold start, or hot start with refresh. Note that during a hot start with refresh, the SPLIM parameter is syntax checked only. To actually change the value requires a warm or cold start.

**Module:**

## IAT3131 • IAT3132

**Containing**  
IATINIC

**Detecting**  
IATINIC

**Issuing**  
IATINIC

**Routing Code:** 19

**Descriptor Code:** –

---

### IAT3131

**Explanation:**

▶▶— SPLIM MIN VALUE MUST BE LESS— THAN MARG VALUE—▶▶

The minimum value specified for the SPLIM parameter on the SPART or BUFFER initialization statement is larger than the marginal value specified.

**System action:** If the error was on the BUFFER initialization statement, the system default values of SPLIM=(10,25) are used; if the error was on an SPART initialization statement, the SPLIM values associated with the BUFFER statement are assigned to the partition.

**Programmer response:** Correct the initialization stream before the next JES3 warm start, cold start, or hot start with refresh. Note that during a hot start with refresh, the SPLIM parameter is syntax checked only. To actually change the value requires a warm or cold start.

**Module:**

**Containing**  
IATINIC

**Detecting**  
IATINIC

**Issuing**  
IATINIC

**Routing Code:** 19

**Descriptor Code:** –

---

### IAT3132

**Explanation:**

▶▶—*xstmt*—*xname*—SPECIFIED FOR—*stmt*—*name*—*errtext*—PARAMETER IGNORED—▶▶

One type of JES3 initialization statement is intended to make cross-reference to another type of JES3 initialization statement. However, the statement that is made cross-reference to is either not found or is defined in such a way that the cross-reference is disallowed. For example, a SOCKET statement specifies a NODE= parameter but the specified node was not defined with TYPE=TCPIP; then the cross-reference is disallowed.

In the message text:

*xstmt* The statement type that is made cross-reference to.  
*xname* The statement name that is made cross-reference to.  
*stmt* The current statement type.  
*name* The current statement name.  
*errtext* Reason text identifying the error.

**System action:** The statement that makes the cross-reference is allowed and JES3 initialization continues; however, the statement that is made cross-reference to is ignored.

**Operator response:** Notify the system programmer.

**System programmer response:** Correct the statement during the next hot start with refresh, warm start, or cold start. If the structure defined by the statement that is made cross-reference to is modifiable, you can use the \*MODIFY command to supply the correct parameter in the meantime.

**Module:**

**Containing**  
IATINDVS

**Detecting**  
IATINDVS

**Issuing**  
IATINDVS

**Routing Code:** Hardcopy log

**Descriptor Code:** 5

### IAT3133

**Explanation:**

▶▶—CONFLICTING NETSERV NAME—*name*—*stmttype*—IGNORED—▶▶

One of the following conditions occurred:

1. During a cold start, warm start, or hot start with refresh, a NETSERV statement was defined with a name that is the same as either a DEVICE or MAINPROC statement or a system generated device (for example, a BSC NJE printer or sender). Because a NETSERV definition also results in a system generated device, the two devices cannot exist with the same name. JES3 therefore must reject the NETSERV definition because the device is more critical to JES3 function.
2. During \*MODIFY,CONFIG processing, a dynamically added printer has the same name as a previously existing NETSERV definition. Because a NETSERV definition is internally represented as a system generated device, the dynamically defined printer is rejected because the NETSERV already exists. Unlike the previous condition, a system generated device is never created during \*MODIFY,CONFIG processing.

In the message text:

*name* The name that is defined as both a DEVICE and NETSERV.

*stmttype*  
The type of statement that is ignored (DEVICE or NETSERV).

**System action:** During a cold start, warm start, or hot start with refresh, the NETSERV statement is ignored, even if it appears before the current statement. JES3 initialization continues.

During \*MODIFY,CONFIG processing, the device is ignored.

**Operator response:** Notify the system programmer.

**System programmer response:** If this is a JES3 restart, correct either the NETSERV or DEVICE statement during the next cold start, warm start, or hot start with refresh. If this is \*MODIFY,CONFIG, correct the DEVICE statement.

**Module:**

**Containing**  
IATINDVS

**Detecting**  
IATINDVS

**Issuing**  
IATINDVS

**Routing Code:** Hardcopy log

**Descriptor Code:** 5

### IAT3134

**Explanation:**

▶▶— CHANGE IN JES3 BUFFER— SIZE (BUFSZ=) NOT ALLOWED,— CHECKPOINTED VALUE OF— *nnnn*— USED—▶▶

The JES3 spool buffer size specified was different from that used during the previous JES3 cold start. The current JES3 start type is warm or hot start with refresh; the buffer size may be modified only during a cold start.

**System action:** JES3 initialization continues, using buffer size *nnnn*.

**Programmer response:** Change the BUFSZ parameter of the BUFFER initialization statement to the value *nnnn* before the next JES3 cold start.

## IAT3135 • IAT3137

Module:

Containing  
IATINIC

Detecting  
IATINIC

Issuing  
IATINIC

Routing Code: 19

Descriptor Code: –

---

### IAT3135

Explanation:

▶▶— DEFAULT TRACK GROUP— SIZE (GRPSZ=) CHANGED FROM— *nnn*— TO— *mmm*—▶▶

The default track group size on the buffer initialization statement was specified differently from that used during the previous JES3 cold or warm start. The current JES3 start type is warm and the newly specified value *mmm* is used as the default track group size.

**System action:** JES3 initialization continues.

**Operator response:** None. This is an informational message.

Module:

Containing  
IATINIC

Detecting  
IATINIC

Issuing  
IATINIC

Routing Code: 19

Descriptor Code: –

---

### IAT3136

Explanation:

▶▶— CHANGE IN NUMBER OF— SCHEDULER ELEMENTS (SE=) NOT— ALLOWED, CHECKPOINTED VALUE OF— *nn*— USED—▶▶

The maximum number of JCT scheduler elements specified was different from that used during the previous JES3 cold start. The current JES3 start type is warm or hot/refresh. The number of scheduler elements may be modified only during a cold start.

**System action:** JES3 initialization continues with a maximum of *nn* scheduler elements.

**Programmer response:** Change the SE parameter of the OPTIONS initialization statement to the value *nn* before the next JES3 cold start.

Module:

Containing  
IATINIC

Detecting  
IATINIC

Issuing  
IATINIC

Routing Code: 19

Descriptor Code: –

---

### IAT3137

Explanation:

▶▶— DSI HAS NOT COMPLETED —FIRST START GLOBAL ON—*glblname*—▶▶

The operator either requested a local start after a DSI before the global came up, or requested a hot start on a processor that was intended as the new global during a preceding DSI. *gblname* is the name of the global.

**System action:** JES3 terminates.

**Operator response:** If this was a local start, start the global JES3 on the specified system. If DSI failed before the local start, start JES3 on the old global and specify hot start for the start type in response to message IAT3011. Then respond YES to message IAT3120 after all global devices are switched back to the previous global.

**Programmer response:** None.

**Module:**

Containing	Detecting	Issuing
IATINGS	IATINGS	IATINGS

**Routing Code:** 2,10

**Descriptor Code:** 4,7

### IAT3138

**Explanation:**

▶▶— *keyword*— KEYWORD ALREADY SPECIFIED—▶▶

This is a warning message. It indicates a keyword has been specified more than once on the same initialization statement. This message is issued for the keyword XCFGRPNM= on the OPTIONS initialization statement. This message is also issued when the LIMIT or INTERVAL parameters are specified more than once.

**System action:** JES3 initialization continues. JES3 will use the value specified on the last instance of the keyword on the initialization statement.

**Programmer response:** None required, however, the system programmer should determine which instance of the keyword is correct and delete any duplicate instances of the keyword on the initialization statement.

**Module:**

Containing	Detecting	Issuing
IATINIC	IATINIC	IATINIC

### IAT3139

**Explanation:**

▶▶— INVALID—  
 └── DUPLICATE ─┘— PARAMETER SPECIFIED ---- *parm*—▶▶

The operator's reply to message IAT3146 specified an incorrect or duplicate job number or job name. An incorrect job number or job name may have contained more than eight characters. In the message text, *parm* identifies the job number or job name in error.

**System action:** JES3 finishes processing the job numbers or job names that were correctly entered in reply to IAT3146 and then reissues message IAT3146.

**Operator response:** None. The following message (IAT3146) will direct operator action. The operator can enter the correct job number or job name or END.

**Module:**

Containing	Detecting	Issuing
IATINAL	IATINAL	IATINAL

## IAT3144 • IAT3145

**Routing Code:** 2

**Descriptor Code:** 7

---

### IAT3144

**Explanation:**

▶▶—NAME KEYWORD MISSING ON THE—*stmttype*—STATEMENT—STATEMENT IGNORED—▶▶

A statement requires the NAME= keyword to uniquely identify the statement, but the NAME= keyword was omitted.

In the message text:

*stmttype*

The statement type with the missing NAME= keyword.

**System action:** The statement is ignored. JES3 initialization continues.

**Operator response:** None.

**System programmer response:** None.

**Module:**

**Containing**

IATINNSV  
IATINSOC

**Detecting**

IATINNSV  
IATINSOC

**Issuing**

IATINNSV  
IATINSOC

**Routing Code:** Hardcopy log

**Descriptor Code:** 5

---

### IAT3145

**Explanation:**

▶▶—THE—*keyword*—VALUE OF—*value*—IS NEITHER YES NOR NO, NO ASSUMED—▶▶

The keyword value, if specified, must be either YES or NO but some other keyword value was specified.

In the message:

**value** The value that was defined.

**System action:** The keyword value is assumed to be NO. JES3 initialization continues.

**Operator response:** None.

**System programmer response:** None.

**Module:**

**Containing**

IATINNSV  
IATISOC

**Detecting**

IATINNSV  
IATISOC

**Issuing**

IATINNSV  
IATISOC

**Routing Code:** Hardcopy

**Descriptor Code:** 5

**IAT3146****Explanation:**

▶▶ ENTER JOB NUMBER OR JOB NAME— OF JOBS TO BE PURGED PRIOR TO—————▶  
 ▶ ANALYSIS (JOB NUMBER, JOB NAME, OR END)—————▶▶

The JES3 operator has restarted JES3 and has specified HA, HAR, WA, or WAR as the restart mode. This message allows the operator to cancel one or more jobs before JES3 looks for control blocks that contain incorrect data and are associated with jobs in the job queue.

**System action:** JES3 cancels the specified jobs.

**Operator response:** Enter the job number or job name of each job that you want to cancel. You can enter the job numbers or job names in any order and in any combination always separated by a blank or a comma. After specifying all of the jobs that JES3 is to cancel, enter END. If you do not want to cancel any jobs at this time, enter END. Enter your response in the following format:

▶▶ 

jobno
jobname
END

—————▶▶

If you incorrectly enter a job number or job name, JES3 reissues this message. If this happens, enter the correct job number or job name, or specify END.

If message IAT3139 precedes this message, you have entered an incorrect or duplicate job number or job name (identified by parameter in message IAT3139). Enter the correct job number or job name or enter END.

**Module:**

<b>Containing</b>	<b>Detecting</b>	<b>Issuing</b>
IATINAL	IATINAL	IATINAL

**Routing Code:** 1

**Descriptor Code:** 7

**IAT3148****Explanation:**

▶▶ THE SUM OF 

JOBTRANS AND OUTTRANS
JOBRECV AND OUTRECV

 MUST NOT EXCEED 8,—DEFAULT 1 ASSUMED FOR EACH—————▶▶

The number of total transmitters (sum of job transmitters and SYSOUT transmitters) or receivers (sum of job receivers and SYSOUT receivers) cannot exceed 8.

**System action:** The values for both keywords appearing in the message take the default value 1. JES3 initialization continues.

**Operator response:** None.

**System programmer response:** None.

**Module:**

<b>Containing</b>	<b>Detecting</b>	<b>Issuing</b>
IATINN3	IATINN3	IATINN3

**Routing Code:** Hardcopy log

**Descriptor Code:** 5

## IAT3151 • IAT3154

---

### IAT3151

#### Explanation:

▶▶— DATA LOST AND/OR JOB(S) DELETED— DURING ANALYSIS PROCESSING. DO YOU—————▶  
▶— WISH TO PROCEED? (CONTINUE OR CANCEL)—————▶▶

An error was detected during analysis processing which resulted in the loss of JES3 checkpointed data or the loss of one or more jobs which were in the JES3 job queue. Previous warning messages were written to the JES3OUT data set and to the operator console which describes the data and/or jobs for which errors were encountered.

**System action:** JES3 initialization waits for an operator reply.

**Operator response:** Examine the preceding messages to determine the exact impact of the data and/or jobs being lost and reply either:

#### CONTINUE

JES3 initialization continues without the affected data and/or jobs.

#### CANCEL

JES3 initialization ends.

#### Module:

**Containing**  
IATINAL

**Detecting**  
IATINAL

**Issuing**  
IATINAL

**Routing Code:** 1

**Descriptor Code:** 7

**Routing Code:** 1

**Descriptor Code:** 7

---

### IAT3152

#### Explanation:

▶▶— *keyword*— PARAMETER TOO LONG—————▶▶

This is a warning message. It indicates a keyword has been specified which exceeds the length restriction for the specified keyword in the message. This message is issued for the keyword XCFGRPNM= on the OPTIONS initialization statement.

**System action:** JES3 initialization continues. JES3 will use the default value for the keyword specified.

**Programmer response:** None required, however, the system programmer should correct the parameter specified on the indicated keyword so that it conforms to the parameter length restriction as well as any other fields.

#### Module:

**Containing**  
IATINIC

**Detecting**  
IATINIC

**Issuing**  
IATINIC

---

### IAT3154

#### Explanation:

▶▶— *keyword=parm*— INCORRECT CHARACTER FOUND—————▶▶

This is a warning message. It indicates an incorrect character was specified in the parameter for the indicated



keyword. The naming conventions support alphabetic, numeric and standard symbols (@,#,\$). A character other than those supported was specified in the parameter. This message is issued for the keyword XCFGRPNM= on the OPTIONS initialization statement.

**System action:** JES3 initialization continues. JES3 will use the default value for the keyword specified.

**Programmer response:** None required, however, the system programmer should correct the parameter specified on the indicated keyword so that it conforms to the naming convention as well as any other restrictions.

**Module:**

Containing	Detecting	Issuing
IATINIC	IATINIC	IATINIC

### IAT3155

**Explanation:**

►►— *object*— *objectname*— IS ACTIVE AND— *text*—◄◄

This message is issued during a hot start with refresh to indicate that the *object* (NETSERV, SOCKET or NODE) named *objectname* was not allowed to be changed for the reason specified in *text*; either HAS NOT BEEN DELETED or REMAINS TYPE=TCPIP.

**System action:** JES3 initialization continues, but some changes made by modify commands prior to the restart have been lost. JES3 uses the definitions made by the initialization statements.

**Operator response:** Examine the SYSLOG for messages IAT8161, IAT8163, IAT8164, IAT8165, IAT8166 and IAT8464 to determine the exact error(s) that occurred. Report the errors to the system programmer.

**Programmer response:** Search the problem reporting databases for a fix. If no fix exists, contact the IBM Support Center.

**Module:**

Containing	Detecting	Issuing
IATNTCK	IATNTCK	IATNTCK

### IAT3156

**Explanation:**

►►— SPOOL OR JCT ALLOCATION FAILED. ENTER— RETRY OR CANCEL—◄◄

A dynamic allocation for a JCT data or a dynamic allocation of a SPOOL data set has failed on a local processor. This message was preceded by messages IAT3029 and IAT3030, which identify the data set and the reasons for the failure.

**System action:** JES3 waits for an operator response.

**Operator response:** Contact the system programmer to determine whether to attempt to correct the problem and reply RETRY, or to reply CANCEL. Enter one of the following replies:

**RETRY**

JES3 attempts the allocation again.

**CANCEL**

JES3 ends processing.

**System programmer response:** See messages IAT3029 and IAT3030. Perform either of the following tasks:

- If the problem can be corrected immediately, have the operator correct the problem and reply RETRY. For example, you are able to correct the problem by only varying a device online period.
- If the problem cannot be corrected immediately, have the operator reply CANCEL, and correct the condition that caused the allocation to fail. For example, you have to make changes to the JES3 initialization stream.

## IAT3157 • IAT3158

### Module:

**Containing**  
IATINGL

**Detecting**  
IATINGL

**Issuing**  
IATINGL

**Routing Code:** 1,10

**Descriptor Code:** 4,7

---

### IAT3157

#### Explanation:

►►—DEVICE—*devname*—FOR FSS—*fssname*—IS NO LONGER VALID—◄◄

An FSA device entry was found in the FSA checkpoint but not in the FSA tables while the tables were being rebuilt. The FSA device might have been dynamically deleted from the MVS configuration through the HCD facility. Devices should not be deleted from an FSS during a hot start; however JES3 will tolerate this condition until a hot start with refresh can be scheduled to delete the device from JES3.

In the message text:

*devname*

The device name on the JNAME parameter of the DEVICE statement.

*fssname*

The FSS name on the FSSNAME parameter of the DEVICE statement.

**System action:** JES3 initialization continues.

**Operator response:** If the FSS is not active, perform a hot start with refresh after the system programmer corrects the initialization stream.

If the FSS is active, JES3 does not allow a configuration to be activated if that configuration deletes the device or changes it from static to dynamic, so this message should not appear.

**System programmer response:** Remove the DEVICE statements for the deleted devices from the JES3 initialization stream.

### Module:

**Containing**  
IATINFS

**Detecting**  
IATINFS

**Issuing**  
IATINFS

**Routing Code:** 1

**Descriptor Code:** 4

---

### IAT3158

#### Explanation:

►►—TCP INTERNAL MODIFY ERROR(S) WERE DETECTED—, —*errtotal*—ERROR(S) WERE LOGGED—◄◄

During a restart of JES3, JES3 attempted to restore various pieces of the checkpoint information about TCP/IP NJE definitions to the configuration made by the initialization statements. Some of the restore attempts were not successful. These errors resulted in additional messages being written to SYSLOG. This is a summary message to indicate to the operator the presence of the other messages, and the number of errors that were detected.

In the message text:

*errtotal* The number of errors that were detected.

**System action:** JES3 initialization continues; however, some of the changes made by modify commands prior to the restart have been lost. JES3 uses the definitions made by the initialization statements.

**Operator response:** Examine the SYSLOG for messages IAT8161, IAT8163, IAT8164, IAT8165, IAT8166, and IAT8464 to determine the exact error(s) that occurred. Report these to the system programmer.

**System programmer response:** Search problem reporting databases for a fix for the problem. If no fix exists, contact the IBM Support Center.

**Module:**

Containing	Detecting	Issuing
IATNTCK	IATNTCK	IATNTCK

**Routing Code:** 19

**Descriptor Code:** N/A

**IAT3159**

**Explanation:**

▶▶— NO DEFAULT BDT SYSID— SPECIFIED IN INITIALIZATION STREAM—▶▶

A network job can be sent to other nodes with BSC or SNA networking protocols. To send a network job to a remote node using SNA protocols, a NJERMT or SYSID initialization statement must be used to define an MVS/BDT subsystem in the JES3 complex to be used to transmit network jobs.

**System action:** JES3 continues initializing. Because an MVS/BDT subsystem that will transmit network jobs was not defined to JES3, your node will not transmit network jobs using SNA protocols.

**Operator response:** If your node is part of a network, notify the system programmer. Otherwise, the message is informational.

**Programmer response:** Correct the NJERMT or SYSID initialization statement to identify a MVS/BDT Version 2 subsystem that will transmit network jobs. If BDT is not installed, you can specify a dummy SYSID initialization statement to suppress message IAT3159.

**Module:**

Containing	Detecting	Issuing
IATINCD	IATINCH	IATINCD
IATINCD	IATINN3	IATINCD

**Routing Code:** 2

**Descriptor Code:** 7

**IAT3160**

**Explanation:**

▶▶— ERRORS ENCOUNTERED IN INISH— DECK, SEE JES3OUT. JES3 TERMINATED—▶▶

An unrecoverable error has been detected in the JES3 initialization stream.

**System action:** JES3 initialization ends. The JES3 initialization stream and initialization error messages are printed on the device specified on the JES3OUT initialization statement.

**Programmer response:** Correct the initialization statements that caused the error messages. See the data set defined on the JES3OUT statement.

**Problem determination:** See Table III, item 5.

**Module:**

Containing	Detecting	Issuing
IATINCD	IATINCD	IATINCD
IATINIC	IATINIC	IATINIC

## IAT3161 • IAT3163

**Routing Code:** 2

**Descriptor Code:** 7

---

### IAT3161

**Explanation:**

▶▶— NO MAINPROC STATEMENT IN — INITIALIZATION STREAM —————▶▶

The initialization stream does not contain a MAINPROC statement. At least one is required.

**System action:** JES3 initialization ends.

**Programmer response:** Supply a MAINPROC statement. (See *z/OS JES3 Initialization and Tuning Reference* for additional information.)

**Problem determination:** See Table III, item 5.

**Module:**

Containing	Detecting	Issuing
IATINCD	IATINCD	IATINCD

**Routing Code:** 2

**Descriptor Code:** 7

---

### IAT3163

**Explanation:**

▶▶— DEVICE CARD FOR — RMT— xxxx — IS IGNORED— DTYPE=CNS IS NO LONGER SUPPORTED —————▶▶  
                                  └─ CNS— xxxx ─┘

If RMTxxxx appears in the message, a DEVICE statement with DTYPE=RMTxxxx has been found in the initialization stream, where xxxx is a remote card reader. The RMTxxxx parameter can only be one of the following: 1403, 3211, 3203, or 2540.

If CNSxxxx appears in the message, a DEVICE statement with DTYPE=CNSxxxx has been found in the initialization stream. This type of initialization statement is no longer supported by JES3.

See *z/OS JES3 Initialization and Tuning Reference*.

**System action:** The DEVICE statement is ignored. JES3 initialization continues.

**Operator response:** Notify the system programmer.

**Programmer response:** If RMTxxxx appears in the message, correct the initialization statements.

If CNSxxxx appears in the message, when you are sure that you will not need to migrate back to a level of JES3 where this statement is supported, you should remove the statement from the initialization stream.

**Module:**

Containing	Detecting	Issuing
IATINCF	IATINCF	IATINCF

**Routing Code:** 19

**Descriptor Code:** –

---

---

**IAT3164****Explanation:**

►► UNDEFINED SYSTEM— *main*— SPECIFIED FOR FSS— *fssname*—◄◄

The specified *main* from the SYSTEM keyword of the FSSDEF statement has not been defined on a MAINPROC statement.

**System action:** The FSS is marked as unusable and initialization processing continues.

**Programmer response:** Correct the FSSDEF initialization statement.

**Module:**

Containing	Detecting	Issuing
IATINFS	IATINFS	IATINFS

**Routing Code:** 19

**Descriptor Code:** –

---

**IAT3165****Explanation:**

►► MULTIPLE FSS DEFINITIONS — FOR FSS — *fssname* —◄◄

Two or more FSSDEF statements, or an FSSDEF statement with a TYPE=CI and a DEVICE statement, have the same functional subsystem name *fssname*.

**System action:** The current FSS definition replaces the previous entry.

**Programmer response:** Correct the appropriate initialization statements.

**Module:**

Containing	Detecting	Issuing
IATINFS	IATINFS	IATINFS

**Routing Code:** 19

**Descriptor Code:** –

**Routing Code:** Note 19

**Descriptor Code:** –

---

**IAT3166****Explanation:**

►► WRITER— FSS— *fssname*— DEVICE— *devname*— IS NOT ATTACHED TO ANY SYSTEM—◄◄

The output writer device *devname* is not attached to any system in the complex.

**System action:** Functional subsystem (FSS) *fssname* is marked as unusable and initialization processing continues.

**Programmer response:** Correct the appropriate initialization statements.

**Module:**

Containing	Detecting	Issuing
IATINFS	IATINFS	IATINFS

## IAT3167 • IAT3169

Routing Code: 19

Descriptor Code: –

---

IAT3167

Explanation:

▶▶—NO DEVICE— ASSIGNED TO WRITER— FSS— *fssname*—————▶▶

An output writer functional subsystem (FSS) has been defined, but no DEVICE statement associates a device with the FSS.

**System action:** The FSS is marked as unusable and initialization processing continues.

**Programmer response:** Correct the initialization stream.

**Module:**

Containing	Detecting	Issuing
IATINFS	IATINFS	IATINFS

Routing Code: 19

Descriptor Code: –

---

IAT3168

Explanation:

▶▶— FSSDEF FOR— *fssname*— IGNORED, FSS ALREADY EXISTS—————▶▶

During \*MODIFY,CONFIG processing, it was determined that the FSSNAME parameter on an FSSDEF statement refers to an FSS that is already defined.

In the message text:

*fssname* The FSSNAME specified on the FSSDEF statement

**System action:** JES3 ignores the FSSDEF initialization statement. Processing continues.

**Operator response:** Contact your system programmer.

**System programmer response:** Correct the statement and reissue the \*MODIFY,CONFIG command.

**Module:**

Containing	Detecting	Issuing
IATINFS	IATINFS	IATINFS

Routing Code: 30

Descriptor Code: 5

---

IAT3169

Explanation:

▶▶— 

FSSNAME
TYPE

—KEYWORD IS MISSING OR IN ERROR—————▶▶

An FSSDEF statement with a required keyword missing, or in error, has been encountered.

**System action:** The FSSDEF statement is ignored and initialization processing continues.

**Programmer response:** Correct the FSSDEF initialization statement.

**Module:**

<b>Containing</b> IATINFS	<b>Detecting</b> IATINFS	<b>Issuing</b> IATINFS
------------------------------	-----------------------------	---------------------------

**Routing Code:** 19**Descriptor Code:** –**IAT3170****Explanation:**

▶▶—*fsstype1*— FSS KEYWORD(S) USED FOR—*fsstype2*— FSS ARE IGNORED—▶▶

At least one keyword for a *fsstype1* has been encountered on an FSSDEF statement for an *fsstype2* functional subsystem (FSS). The possible values for *fsstype1* and *fsstype2* are C/I and WRITER.

**System action:** The keywords for *fsstype1* are ignored and initialization processing continues.

**Programmer response:** Correct the FSSDEF initialization statement.

**Module:**

<b>Containing</b> IATINFS	<b>Detecting</b> IATINFS	<b>Issuing</b> IATINFS
------------------------------	-----------------------------	---------------------------

**Routing Code:** 19**Descriptor Code:** –**IAT3171****Explanation:**

▶▶— DEVICE— *devname*— SET OFFLINE TO GLOBAL —*reasontext*—▶▶

The definition of the specified device is incompatible with the definition of the corresponding output writer FSS. The *reasontext* for the incompatibility is one of the following:

**COMP MODE REQUIRES GLOBAL ATTACHMENT**

Compatibility mode requires that the device be attached to the global processor; this device has no such attachment.

**FSS MODE REQUIRES ATTACHMENT TO *main***

FSS mode requires that the device be attached to the processor where the FSS is assigned to run, specified by *main*; this device has no attachment to processor *main*.

**FSS *fsname* HAS NO ASSIGNED SYSTEM**

FSS mode has been specified for the device, but the assigned FSS *fsname* is unusable or has not been assigned a processor on which to run in conjunction with the current global processor.

**System action:** The device is marked offline.

**Operator response:** Use the \*MODIFY,F command to correct the device mode specification or the FSS processor assignments. Use the \*MODIFY,V command to vary the device online.

**Programmer response:** Change either the DEVICE statement or the FSSDEF statement to remove the incompatibility and recall the writer.

**Module:**

<b>Containing</b> IATINFS	<b>Detecting</b> IATINFS	<b>Issuing</b> IATINFS
------------------------------	-----------------------------	---------------------------

## IAT3172 • IAT3174

Routing Code: 2

Descriptor Code: 7

---

### IAT3172

#### Explanation:

▶▶ FSS KEYWORDS IGNORED FOR DEVICE—*devtype*▶▶

The specified device type is not eligible to be supported by an FSS; however, either FSSNAME= or MODE= was specified on the DEVICE initialization statement. FSSNAME and MODE are FSS-related parameters.

**System action:** JES3 ignores the FSSNAME or MODE parameter and continues initialization.

**Programmer response:** At the next restart, correct the DEVICE initialization statement. Either change the DTYPE parameter to specify a device eligible to be supported by an FSS or remove the FSSNAME or MODE parameter.

#### Module:

Containing	Detecting	Issuing
IATINCF	IATINCF	IATINCF

Routing Code: 19

Descriptor Code: –

---

### IAT3173

#### Explanation:

▶▶ INVALID NUMBER OF SYSTEM NAMES—SUPPLIED - DEFAULT USED▶▶

An odd number of names (3 or more) has been supplied on the SYSTEM= keyword of the FSSDEF initialization statement.

**System action:** JES3 ignores all values specified on the SYSTEM= keyword and substitutes system assigned defaults based on the type of FSS (C/I or writer).

**Programmer response:** Correct the FSSDEF statement.

#### Module:

Containing	Detecting	Issuing
IATINFS	IATINFS	IATINFS

Routing Code: 19

Descriptor Code: –

---

### IAT3174

#### Explanation:

▶▶ SYSTEM—*main*— SPECIFIED AS GLOBAL—SYSTEM FOR FSS— *fssname*—MORE THAN ONCE▶▶

System *main* appears more than once as a potential global processor in the SYSTEM= operand on the FSSDEF statement for FSS *fssname*.

**System action:** The last system assignment overrides the previous one.

**Programmer response:** Correct the FSSDEF statement.

#### Module:



**Containing**  
IATINFS

**Detecting**  
IATINFS

**Issuing**  
IATINFS

**Routing Code:** 19

**Descriptor Code:** –

### IAT3175

#### Explanation:

▶▶ ERROR FSS/FSA CHECKPOINT — READ — — NEW CHECKPOINT BUILT —▶▶  
   └─FORMAT─┘           └─,REASON=—reasontext—┘

During a JES3 hot start or hot start with refresh, an error occurred in FSS/FSA checkpoint (FCK) processing. Either the format of the existing checkpoint is incorrect, or a permanent I/O error occurred during the reading of the existing checkpoint.

If the format of the existing checkpoint is incorrect, JES3 also provides an error reason code (in hex) as follows:

- 01     The FCK low value in the first buffer is incorrect.
- 02     The FCK low value is less than the FCK high value from the previous FCK buffer.
- 03     The FCK high value is less than the FCK low value in the current buffer.
- 04     The FCK variable length is incorrect in an FCK entry.
- 05     End-of-data occurred while processing the FSA FCK entries associated with an FSS FCK entry.
- 06     The middle or end of split record flags are not on in an FCK continuation buffer.
- 07     Both the middle and end of split record flags are on in an FCK continuation buffer.
- 08     The FCK low value in an FCK continuation buffer is incorrect.
- 09     The middle and end of split record flags are not off in an FCK buffer that is supposed to start with an FSS FCK entry.
- 0A     The FCK low value is incorrect in an FCK buffer that is supposed to start with an FSS FCK entry.
- 0B     During a hot start, the FCK high value in the last buffer was not equal to the number of FSSs defined.
- 0C     The FCK fixed length is incorrect in an FCK buffer.
- 0D     The FCK total length points past the end of the FCK buffer.
- 0E     When you add the FCK total length to the address of the beginning of the FCK buffer, that location is not an FCK buffer terminator.

**System action:** JES3 builds a new FSS/FSA checkpoint and cancels each active FSS address space when the system where it is running connects to the JES3 global.

**Operator response:** After each FSS address space ends, restart the FSS.

#### Module:

**Containing**  
IATINFS

**Detecting**  
IATINFS

**Issuing**  
IATINFS

**Routing Code:** 19

**Descriptor Code:** –

## IAT3176 • IAT3178

---

### IAT3176

#### Explanation:

►►—DEVICE NUMBER— *dev*—ASSIGNED to DEVICE— *devname*—FOR FSS— *fssname*—ON SYSTEM— *main*—◄◄

The specified device *devname* has been defined in FSS mode. The functional subsystem (FSS) is assigned to run on system *main*, where the device is attached with device number *dev*. If a device number does not appear in the message, the device is a non-channel attached device (for example, 3820). MVS does not assign device numbers to non-channel attached devices.

**System action:** The device number is stored in the JES3 global device table entry for this device. The online/offline status and the console class for messages are set from the DEVICE statement parameters for processor *main*.

**Operator response:** Any command that uses this device can use the device name. The device number can also be used, unless this message is followed by message IAT3177.

#### Module:

Containing	Detecting	Issuing
IATINFS	IATINFS	IATINFS

**Routing Code:** 2

**Descriptor Code:** 7

---

### IAT3177

#### Explanation:

►►—DEVICE NUMBER— *dev*— FOR DEVICE TYPE— *devtype*— IS AMBIGUOUS— USE DEVICE NAME— *devname*—◄◄

The assignment of device number *dev*, described in message IAT3176, has caused two or more JES3 global devices including the one described in this message, to have the same device number.

**System action:** JES3 rejects any operator command that attempts to use device number *dev*.

**Operator response:** Any command that uses this device must use the indicated device name *devname*.

#### Module:

Containing	Detecting	Issuing
IATINFS	IATINFS	IATINFS

**Routing Code:** 2

**Descriptor Code:** 7

---

### IAT3178

#### Explanation:

►►— IPL REQUIRED ON SYSTEM— *system*— - — INITIALIZATION STREAM MISMATCH DETECTED—◄◄

SYSTEM *system* is initialized using an initialization stream that does not match that currently in use by the global. Likely, you either started the local before the global completed initialization processing or you performed a cold- or warmstart without IPLing the local.

JES3 requires that you IPL all processors in the JES3 complex for either a cold- or warmstart.

**System action:** JES3 initialization ends.

**Operator response:** IPL system *system* and restart JES3 on that system.

**Programmer response:** None.

**Module:**

**Containing**  
IATINIC

**Detecting**  
IATINIC

**Issuing**  
IATINIC

**Routing Code:** 1

**Descriptor Code:** 4

**IAT3179****Explanation:**

▶▶ IAT3179—stmt STATEMENT—keyword KEYWORD—TO BE REMOVED IN A FUTURE JES3 RELEASE—▶▶

JES3 has detected the use of a statement or a keyword within a statement that is going to be removed in a future JES3 release.

In the message text:

**STMT** The name of the statement

**KEYWORD**

The name of the keyword

**System action:** JES3 initialization continues. The statement, the keyword, or both continue to be honored in this JES3 release.

**Operator response:** Notify the system programmer.

**Programmer response:** Remove the keyword or statement from the initialization stream at your earliest convenience and restart JES3 to pick up the change (hot start with refresh or warm start, as required by the keyword or statement in question).

**Module:**

**Containing**  
IATINPK

**Detecting**  
IATINPK

**Issuing**  
IATINPK

**Routing Code:** 1, Note 19

**Descriptor Code:** 4

**IAT3180****Explanation:**

▶▶ JOB—*jobname (jobid)*—PUT IN HOLD,— CLASS=—*class*—NOT DEFINED—  
 — FSID=—*fsid*—NOT DEFINED—  
 — *main*—NOT DEFINED—  
 — CI DRIVER NOT INITIALIZED—  
 — PROCLIB RESTART UNSUCCESSFUL—  
 —EXRES group ON *main* NOT DEFINED—▶▶

This message is issued after a hot start or warm start is performed on the JES3 global. Initialization is complete, and restart processing is being performed to setup the environment that existed before JES3 ends (for example, jobs that are active in the MAIN scheduler element). If an error occurs, restart processing is bypassed for the job:

**CLASS=*class* NOT DEFINED**

The job is active in the MAIN scheduler element. The job class indicated is not in the job class table. Restart of the job is bypassed because MDS and GMS require class information to schedule jobs.

**FSID=*fsid* NOT DEFINED**

When a job is scheduled for converter/interpreter (C/I) processing to a functional subsystem (FSS) address

## IAT3180

space, the FSS's FSID is put into the JCT. If the FSID is incorrect, JES3 cannot determine where the job is currently. The CI scheduler element for the job is marked active so that it cannot be rescheduled for C/I until the system is warm started. If the job was allowed to be rescheduled, it is possible to have it active in C/I in two address spaces.

### **main NOT DEFINED**

Before restart, the initialization statement, specifying the name of the main, was changed.

### **CI DRIVER NOT INITIALIZED**

The CI driver FCT was not setup by JES3 initialization (messages IAT3120, IAT3527, and/or IAT3528 indicate the reason) and there are jobs active in C/I in FSS address spaces. The CI driver controls all work returning from the C/I FSS address spaces, including jobs which have completed MVS C/I and prescan. The CI scheduler element is marked active and the job waits until the CI driver is initialized, or the system is warm started.

### **PROCLIB RESTART UNSUCCESSFUL**

An error has occurred during proclib restart processing. A proclib restart is required for a proclib update job, if it had completed the DISABLE scheduler element, but not the ENABLE scheduler element before JES3 was restarted. The proclibs that the job updates are held for update and unallocated in the JES3 address space. This is done to prevent jobs that use these proclibs, from being scheduled for C/I while they are being updated. Proclib restart is unsuccessful if module IATIIPC encounters an error.

### **EXRESC group ON main NOT DEFINED**

The job is active in the *main* scheduler element. The EXRESC definition for the *group* and *main* is not defined. Restart of the job is bypassed because GMS requires EXRESC information to schedule jobs.

**System action:** JES3 puts the job in hold and processes the next job.

**Operator response:** Notify the system programmer.

**Programmer response:** The type of response depends on the type of error, and the status of the job:

### **CLASS=class NOT DEFINED**

When this occurs, all MDS restart is also bypassed. If the job is currently executing on main (hot start only), it may be using JES3 managed devices, etc. The job should be canceled or the system should be restarted so that the devices are not re-allocated to another job. This is not a problem if the job is not executing, or if JES3 has been warm started. However, the job remains in operator hold until the system is restarted, and the class is defined.

### **main NOT DEFINED**

The job remains in operator hold until the system is restarted and the *main* is defined in the initialization stream.

### **FSID=fsid IS INVALID**

In order to have the job rescheduled for C/I, JES3 must be warm started. Since a warm start requires an IPL of all the processors, no CI FSSs can be active and processing jobs. JES3 initialization clears the FSS ID in the JCT during a warm start.

### **CI DRIVER NOT INITIALIZED**

To prevent jobs hanging in C/I, the system should be restarted and the CI driver initialized before main connect processing has occurred. The reason is that during main connect processing, a STOP FSS ORDER is sent to each FSS that is active, and is not being controlled by an FCT. When the FSS ends, all status indicators for the FSS are reset. If the system is restarted again, jobs being processed by the FSS address space will look as if they are still active in C/I, even though the FSS has ended.

### **PROCLIB RESTART UNSUCCESSFUL**

Since restart was unsuccessful, jobs may be scheduled for C/I which use the proclib that the job is updating. If the job is active in the MAIN scheduler element, it should be canceled. This is not a problem if the MAIN scheduler element is complete, since the job is no longer updating the proclibs.

### **EXRESC group ON main NOT DEFINED**

When this occurs, all MDS restart is also bypassed. If the job is currently executing on *main* (hot start only), it may be using JES3 managed devices, etc. The job should be canceled or the system should be restarted so that the devices are not re-allocated to another job. This is not a problem if the job is not executing, or if JES3 has been warm started. However, the job remains in operator hold until the system is restarted, and the indicated *main* (or \*ALL) is defined to the group as an EXRESC.

**Module:**

**Containing**  
IATINJS

**Detecting**  
IATINJS

**Issuing**  
IATINJS

**Routing Code:** 7

**Descriptor Code:** 7

### IAT3181

#### Explanation:

▶▶ INCONSISTENT DEVICE NUMBERS IN— JUNIT FOR MAIN—(— *mainname*—):—————▶▶

▶ SPECIFICATION OF— *dev*—  
 └ NO DEVICE NUMBER—  
 └ FROM THE FIRST MAIN ASSUMED—▶▶

For *channel attached* devices, a device number must be specified for every main included on the JUNIT parameter of the DEVICE initialization statement. For *non-channel attached* devices, device numbers must be omitted for every main included on the JUNIT parameter of the DEVICE initialization statement.

If **SPECIFICATION OF *dev*** appears as the variable-text, the JUNIT keyword list of the DEVICE initialization statement indicates that a device number should be included for all mains because a device number is included for the first main on the statement. When a device number is specified for the first main defined to your complex, a device number must be specified for *all* mains.

If **NO DEVICE NUMBER** appears as the variable-text, the JUNIT keyword list of the DEVICE initialization statement indicates that a device number should be omitted for all mains because a device number is omitted for the first main on the statement. When the device number is omitted for the first main, it must be omitted for *all* mains.

**System action:** JES3 uses the specification from the first main and continues processing.

If **SPECIFICATION OF *dev*** appears as the variable-text, the specified main will use the device number from the first main and will treat the device as a channel attached device.

If **NO DEVICE NUMBER** appears as the variable-text, the specified main will ignore the device number and treat the device as a non-channel attached device.

**Operator response:** Notify the system programmer.

**System programmer response:** Change the specification of the device number to be either consistently included or omitted for all mains. You can either specify a device number (for channel attached devices) for all mains, or indicate no device number (for non-channel attached devices) for all mains. If you specify the device number, it does not need to be the same value on all mains. See *z/OS JES3 Initialization and Tuning Reference* for more information about defining JES3-managed devices.

#### Module:

**Containing**  
IATINCF

**Detecting**  
IATINCF

**Issuing**  
IATINCF

**Routing Code:** –

**Descriptor Code:** –

### IAT3182

#### Explanation:

▶▶ COPYMARK— IS AN INCORRECT KEYWORD— WHEN— *reasontext*—IS BEING USED—▶▶  
 └ DGRPONLY=YES—

During JES3 initialization, JES3 found an incorrect keyword for the reason indicated by *reasontext*. The *reasontext* is one of the following:

## IAT3183 • IAT3184

### DEVICE IS NON-FSS, NO COPYMARKING

the device defined in the initialization stream with the keyword COPYMARK is a non-FSS device. A COPYMARK specification is not valid for a non-FSS device.

### DGROUP=LOCAL IS IN EFFECT, DEFAULT DGRPONLY=NO

the DGRPONLY=YES specification for the device is not valid because no DGROUPE has been defined for the device.

**System action:** JES3 initialization continues using the default.

**Operator response:** Notify the system programmer.

**Programmer response:** JES3 might be initialized with an undesirable value for the keyword. If so, correct the initialization statement that has been flagged. See *z/OS JES3 Initialization and Tuning Reference* for statement requirements. Perform a warm start or hot start with refresh to implement the correct value.

**Problem determination:** See Table III, item 5.

### Module:

Containing	Detecting	Issuing
IATINDT	IATINFS	IATINFS
IATINDT	IATINCF	IATINDT

**Routing Code:** Note 19

**Descriptor Code:** –

---

### IAT3183

#### Explanation:

▶▶— *dev*— IS NOT VALID FOR MAIN— *main*— - NUMBER RESET TO NONE—▶▶

A DEVICE statement defining a processor channel-to-channel (CTC) connection specified a CTC address on the JUNIT keyword for the same main name on the JNAME keyword. The main specified on the JNAME keyword cannot be used by the JUNIT keyword and should specify NONE.

**System action:** The system sets the CTC address to NONE. JES3 initialization continues.

**System programmer response:** Correct the CTC device statement specifying JUNIT=NONE for the main named on the JNAME keyword.

### Module:

Containing	Detecting	Issuing
IATINCF	IATINCF	IATINCF

**Routing Code:** Note 19

**Descriptor Code:** –

---

### IAT3184

#### Explanation:

▶▶— DEVICE NUMBERS IGNORED FOR DEVICE— STATEMENT WITH DTYPE=SYSMAIN—▶▶

There is no need to define CTCs to JES3 for communications between processors in a JES3 complex because JES3 does not directly handle interprocessor communication.

**System action:** JES3 initialization continues.

**Programmer response:** None required. Device numbers on DEVICE statements with DTYPE=SYSMAIN can be removed from the initialization stream at the installation's convenience. See *z/OS JES3 Initialization and Tuning*

Reference for information on how to code a DEVICE statement.

**Module:**

Containing	Detecting	Issuing
IATINCF	IATINCF	IATINCF

**IAT3185**

**Explanation:**

▶▶ LINE ADAPTER— *adr*— FOR LINE— *lname*— NOT DEFINED TO MVS - LINE DEFINITION BYPASSED—▶▶

JES3 attempted to obtain a device that was not defined to MVS.

**System action:** JES3 continues to process the statements in the initialization stream.

**Operator response:** Notify the system programmer.

**System programmer response:** JES3 could not obtain a unit control block (UCB) for the requested device. Ensure that the requested device is defined to MVS. If the device is defined to MVS, issue the MVS DISPLAY command with the M=CONFIG option to display the device defined to MVS in your installation. If the device is not defined, include the device in the CONFIGXX member in SYS1.PARMLIB.

**Module:**

Containing	Detecting	Issuing
IATINR2	IATINR2	IATINRN

**Routing Code:** Note 19

**Descriptor Code:** -

**IAT3186**

**Explanation:**

▶▶ LINE ADAPTER— *adr*— FOR LINE— *lname*— IS NOT A COMMUNICATION DEVICE -▶▶

▶ LINE DEFINITION BYPASSED—▶▶

JES3 obtained a device that cannot be used for communications. A communication device allows telecommunication lines to be attached to the device. An example of a communication device is a line.

**System action:** JES3 continues to process the statements in the initialization stream.

**Operator response:** Notify the system programmer.

**System programmer response:** The device specified was not defined in the JES3 initialization stream as a communication device. If the communication device is used by:

**networking**

check each NJERMT the corresponding DEVICE statement

**BSC remote job processing (RJP)**

check each RJPLINE and RJPTERM statement

**SNA remote job processing (RJP)**

check the CONSOLE and DEVICE statement

**Module:**

Containing	Detecting	Issuing
IATINR2	IATINR2	IATINR2

## IAT3187 • IAT3189

**Routing Code:** Note 19

**Descriptor Code:** –

---

### IAT3187

**Explanation:**

▶▶— LEN IGNORED BECAUSE SELECT— WAS NOT SPECIFIED—▶▶

The LEN=nnn parameter was specified on a DEVICE statement for a SNARJP workstation, but the device was not defined as exchange or basic exchange with the SELECT parameter. The LEN= parameter only applies to exchange or basic exchange devices.

**System action:** The LEN=nnn parameter is ignored. JES3 initialization continues.

**Operator response:** Notify the system programmer.

**System programmer response:** Remove the LEN=nn parameter or add the SELECT= parameter to define the device as either exchange or basic exchange. Perform a warm start or a hot start with refresh to implement the correct value.

**Module:**

Containing	Detecting	Issuing
IATINCF	IATINCF	IATINCF

**Routing Code:** –

**Descriptor Code:** –

---

### IAT3188

**Explanation:**

▶▶— IAT3188 IATUX63 FAILED TO LOAD - SSI 54— USER STRING WILL NOT BE BUILT—▶▶

During JES3 initialization, JES3 was attempting to build an information string for the subsystem version information SSI call (SSI function code 54). The user exit IATUX63 could not be loaded so the installation defined string could not be built.

**System action:** JES3 initialization continues. The SSI routine will operate without the information string.

**Operator response:** Notify the system programmer.

**System programmer response:** Make sure IATUX63 is correctly installed and perform a hot start.

**Module:**

Containing	Detecting	Issuing
IATGRWHO	IATGRWHO	IATGRWHO

**Routing Code:** 42

**Descriptor Code:** –

---

### IAT3189

**Explanation:**

▶▶— DUPLICATE RJPWS CARDS FOR— *name*— - DUPLICATE CARD IGNORED—▶▶

Duplicate RJPWS cards were found for the workstation specified by *name*.

**System action:** The duplicate card is ignored. JES3 initialization continues.



**Operator response:** Contact the system programmer.

**System programmer response:** Check the duplicate cards in the initialization deck and correct them. If necessary, perform a warm start or hot start with refresh to implement the changes.

**Module:**

Containing	Detecting	Issuing
IATINWS	IATINWS	IATINWS

**Routing Code:** Note 19

**Descriptor Code:** –

### IAT3190

**Explanation:**

►►— COMPACTION TABLE— *tab*— REQUESTED ON RJPWS/SYSOUT INISH—CARD DOES NOT EXIST—►►

Compaction table *tab* is specified on either a RJPWS or SYSOUT initialization statement, but there is no COMPACT initialization statement for that same compaction table. Compaction is not supported.

**System action:** The compaction table for the workstation or SYSOUT class assumes the default no compaction. JES3 initialization continues.

**Operator response:** Notify the system programmer and the workstation operator that compaction is not in effect for the workstation or SYSOUT class.

**Module:**

Containing	Detecting	Issuing
IATINDT	IATINRN	IATINDT
IATINDT	IATINWS	IATINDT

**Routing Code:** Note 19

**Descriptor Code:** –

### IAT3191

**Explanation:**

►►— RJPWS STATEMENT FOR— *rjpbs\_name*— IGNORED,WORKSTATION ALREADY EXISTS—►►

During \*MODIFY,CONFIG processing, an RJPWS statement was found that has the same name as an existing RJP workstation.

**System action:** JES3 ignores the RJPWS initialization statement. Processing continues.

**Operator response:** Contact your system programmer.

**System programmer response:** Correct the RJPWS statement and reissue the \*MODIFY,CONFIG command.

**Module:**

Containing	Detecting	Issuing
IATINWS	IATINWS	IATINWS

**Routing Code:** Note 30

**Descriptor Code:** 5


## IAT3192 • IAT3194

---

### IAT3192

#### Explanation:

▶▶—TABLE INEFFICIENT:—  
DUPLICATES:— (xx,yy)  
OO  
NOT ENOUGH



The compaction table specified will not result in optimum data compaction. The set of compatible characters has been effectively reduced. If DUPLICATES prints, *xxx* is the number of duplicate characters found and *yyy* is the first duplicate character. Zeroes are incorrect and are forced to a blank. This condition is represented by OO. NOT ENOUGH CHARACTERS indicates that the table was too short and was padded with blanks.

**System action:** The compaction table is built and JES3 initialization continues.

**Operator response:** Notify the system programmer.

**Programmer response:** For *n* master characters,  $256-n^2-n$  additional characters should be specified.

#### Module:

Containing	Detecting	Issuing
IATINCT	IATINCT	IATINCT

**Routing Code:** Note 19

**Descriptor Code:** —

---

### IAT3193

#### Explanation:

▶▶—DUPLICATE COMMDEFN CARDS,— SECOND CARD IGNORED—▶▶

Two COMMDEFN initialization statements were specified in the initialization stream.

**System action:** The second statement is ignored and JES3 initialization continues.

**Operator response:** Notify the system programmer.

**Programmer response:** Remove the extra COMMDEFN initialization statement.

#### Module:

Containing	Detecting	Issuing
IATINCH	IATINCH	IATINCH

**Routing Code:** Note 19

**Descriptor Code:** —

---

### IAT3194

#### Explanation:

▶▶—NO RJPWS CARDS FOUND BUT SNA-RJP— REQUESTED WITH COMMDEFN OR COMPACT CARDS—▶▶

No workstations are defined on RJPWS initialization statements, but a COMMDEFN or COMPACT initialization statement has been specified.

**System action:** No SNA RJP control blocks are built. The COMMDEFN or COMPACT initialization statement is ignored. JES3 initialization continues.

**Operator response:** Notify the system programmer.

**Programmer response:** Remove the COMMDEFN or COMPACT initialization statements.

**Module:**

Containing	Detecting	Issuing
IATINCD	IATINCD	IATINCD

**Routing Code:** Note 19

**Descriptor Code:** –

### IAT3195

**Explanation:**

▶▶—DEFAULT COMPACTION TABLE REQUESTED— ON MULTIPLE COMPACT CARDS—◀◀

Two COMPACT initialization statements with the DEFAULT=Y parameter specified have been included in the initialization stream.

**System action:** All COMPACT initialization statements after the first assume the default DEFAULT=N. JES3 initialization continues.

**Operator response:** Notify the system programmer.

**Programmer response:** Change the DEFAULT=Y parameter on the COMPACT initialization statement to DEFAULT=N.

**Module:**

Containing	Detecting	Issuing
IATINCT	IATINCT	IATINCT

**Routing Code:** Note 19

**Descriptor Code:** –

### IAT3196

**Explanation:**

▶▶—DEVICE— *devname*—IS IGNORED - NOT IN—CONTIGUOUS SEQUENCE—◀◀

The JNAME of SNA RJP devices that you defined to a workstation must be defined in an uninterrupted sequence within that particular type of device. For example, when defining SNA RJP printers to SNA RJP workstation WKST1, the JNAME of these devices must be in an unbroken sequence such as WKST1PR1, WKST1PR2, ..., WKST1PR9, WKST1PRA, WKST1PRB, ..., WKST1PRF.

In the message text:

*devname*

The name of the SNA RJP device that is attempted to be added dynamically.

**System action:** JES3 ignores the DEVICE statement and processing continues.

**Operator response:** Contact the system programmer.

**System programmer response:** Define the device names of DEVICE statements in an uninterrupted sequence. You can then issue the \*MODIFY,CONFIG command again to add these devices.

**Module:**

Containing	Detecting	Issuing
IATINDEV	IATINDEV	IATINDEV

## IAT3197 • IAT3198

**Routing Code:** Note 30

**Descriptor Code:** 5

---

### IAT3197

**Explanation:**

▶▶—CHNSIZE KEYWORD HAS TOO— MANY OPERANDS—▶▶

The CHNSIZE (chain size) parameter on the DEVICE or SYSOUT initialization statement has three or more operands. Only two operands are allowed.

**System action:** Syntax and error checking continues as far as possible, but JES3 initialization ends.

**Operator response:** Notify the system programmer.

**Programmer response:** See *z/OS JES3 Initialization and Tuning Reference* for syntax of the CHNSIZE= parameter of the DEVICE and SYSOUT initialization statements.

**Module:**

Containing	Detecting	Issuing
IATINCF	IATINCF	IATINCF
IATINCH	IATINCH	IATINCH

**Routing Code:** 2

**Descriptor Code:** 7

---

### IAT3198

**Explanation:**

▶▶— DEVICE—*devname*— IS IGNOREDED - INVALID JNAME—▶▶

The JNAME for the specified remote DEVICE statement is incorrect. The JNAME for a remote device must consist of the remote workstation name, the characters PR, PU, or PD, followed by a hex digit (0-F).

In the message text:

*devname*

The JNAME specified on the DEVICE statement.

**System action:** JES3 ignores the initialization statement and processing continues.

**Operator response:** Contact your system programmer.

**System programmer response:** Correct the initialization statement and perform a hot start with refresh or issue a \*MODIFY,CONFIG command to add the device dynamically.

**Module:**

Containing	Detecting	Issuing
IATINCF	IATINCF	IATINCF

**Routing Code:** Note 30

**Descriptor Code:** 5

---

IAT3200**Explanation:**

▶▶— GLOBAL DEVICE—*devname (dev)*— DOES NOT EXIST—▶▶

An initialization control statement refers to a device *devname (dev)* which was not defined in the MVS system generation.

**System action:** JES3 initialization continues.

**Operator response:** Correct the erroneous statement and perform a hot start with refresh or warm start at your earliest convenience.

**Problem determination:** See Table I, item 17a; Table III, item 5.

**Module:**

Containing	Detecting	Issuing
IATINDEV	IATINDEV	IATINDEV

**Routing Code:** 2

**Descriptor Code:** 7

---

IAT3201**Explanation:**

▶▶— NO JES3 PROCESSOR FOR DEVICES—DEFINED FOR—*main*—▶▶

A JES3 initialization DEVICE statement has a reference in the JUNIT parameter to a JES3 processor *main* that was not defined in an initialization MAINPROC statement as TYPE=JES3.

**System action:** JES3 initialization continues.

**Programmer response:** Either define a JES3 processor with the indicated name or change the JUNIT reference to this name.

**Problem determination:** See Table III, item 5.

**Module:**

Containing	Detecting	Issuing
IATINGN	IATINGN	IATINGN

**Routing Code:** Note 19

**Descriptor Code:** –

---

IAT3206**Explanation:**

▶▶— SYSOUT CLASS TABLE TYPE NOT—PRINT— FOR CLASS—*class*,—CIPARM-PARMID=—*id*—▶▶

The message class defined on the CIPARM statement must be defined in the SYSOUT class table with a type of PRINT.

In the message text:

*class*     The name of the class referenced on the CIPARM statement.

*id*        The PARMID identifier on the CIPARM statement.

**System action:** JES3 initialization continues.

## IAT3207 • IAT3208

**Operator response:** Notify the system programmer.

**System programmer response:** Correct the SYSOUT statement for the specified class to be TYPE=PRINT, or change the class on the CIPARM statement to one that is defined with TYPE=PRINT.

**Problem determination:** See Table III, item 5.

**Module:**

Containing	Detecting	Issuing
IATINIF	IATINIF	IATINIF

**Routing Code:** Note 19

**Descriptor Code:** N/A

---

### IAT3207

**Explanation:**

▶▶— EXIT IATABTDX NOT ESTABLISHED,—CSVDYNEX— RETURN CODE—*rc*—REASON CODE—*rsn*—▶▶

During JES3 initialization, JES3 attempted to establish the tailored dump exit IATABTDX by using the CSVDYNEX service. However, the call to the CSVDYNEX service failed.

In the message text:

*rc*        The return code from CSVDYNEX.

*rsn*        The reason code from CSVDYNEX.

**System action:** JES3 initialization continues without the dump exit established. If dumps that are needed later were not requested by JES3, the JES3 address space is not included. The JES3 address space is included if the processing that initiated the dump specified that the JES3 address space should be included.

**Operator response:** Notify the system programmer.

**System programmer response:** Verify that module IATABTDX is properly installed in the Link Pack Area. If no errors are found, search problem reporting data bases for a fix to the problem. If no fix exists, contact the IBM Support Center.

**Module:**

Containing	Detecting	Issuing
IATINTDX	IATINTDX	IATINTDX

**Routing Code:** 1, Note 19

**Descriptor Code:** 4

---

### IAT3208

**Explanation:**

▶▶—DYNALLOC—

REMOVED
ADDED
CHANGED

—FOR DD=—*ddname*—DSN—*dsname*—▶▶

During dynamic configuration change, JES3 found missing DYNALLOC statements compared to the previous JES3 start.

**System action:** If the DD specifies IATPLBnn, the \*MODIFY CONFIG command is terminated. For other DD names, this message is only informational.

**Operator response:** None.

**System programmer response:** If the DD specifies IATPLBnn, ensure that the same DYNALLOC statements are

included in both the member used for \*MODIFY CONFIG and in the initialization stream used during the previous JES3 start, and that they are in the same order.

**Module:**

Containing	Detecting	Issuing
IATINGL	IATINGL	IATMOSPL

**Routing Code:** None. This message is put into the JES3OUT file associated with the \*MODIFY CONFIG command.

**Descriptor Code:** N/A

**IAT3210****Explanation:**

▶▶— JES3 z—*v.rr.m*— is not supported on— z/OS— *vv.rr.mm*— reply CONTINUE or CANCEL—▶▶

The started release of JES3 is not supported on the currently IPLed release of z/OS. The operator can choose to continue or cancel JES3 initialization.

**System action:** JES3 initialization waits for an operator response.

**Operator response:** Enter one of the following:

CONTINUE

Continue with JES3 initialization in the current, unsupported configuration.

CANCEL

Cancel JES3 initialization.

**Module:**

Containing	Detecting	Issuing
IATINGL	IATINGL	IATINGL

**Routing Code:** 1,10

**Descriptor Code:** 4,7

**IAT3212****Explanation:**

▶▶— DUPLICATE DEADLINE TYPE— *type*—IGNORED—▶▶

The deadline *type* indicated has been defined in more than one DEADLINE initialization statement.

**System action:** JES3 initialization continues.

**Programmer response:** Remove all but one definition of the specified *type*.

**Problem determination:** See Table III, item 5.

**Module:**

Containing	Detecting	Issuing
IATINGN	IATINGN	IATINGN

**Routing Code:** Note 19

**Descriptor Code:** –

## IAT3213 • IAT3214

---

### IAT3213

#### Explanation:

▶▶— DEVICE— *devname*— IS NOT DEFINED TO RJP.— *err code*—▶▶

The device name *devname* is taken from the JNAME parameter of a DEVICE statement. Error codes are as follows:

- 1 no DEVICE statement was submitted for this terminal
- 2 the device number is not valid for the indicated workstation
- 3 unrecoverable disk read error during internal table processing
- 4 unrecoverable disk write error during internal table processing

**System action:** JES3 initialization continues.

**Programmer response:** For error codes 1 and 2, submit DEVICE and RJPTERM initialization statements that are consistent. For error codes 3 and 4, a cold start with reformatting of the JES3 queue may be necessary to determine the failing track.

**Problem determination:** See Table III, item 5.

#### Module:

Containing	Detecting	Issuing
IATINDEV	IATINDEV	IATINDEV

**Routing Code:** Note 19

**Descriptor Code:** –

---

### IAT3214

#### Explanation:

▶▶— SYSOUT CLASS— *cls*— IS INVALID—▶▶  
└─,FOR FSS—*fssname*,— ASID=—*asid*—┘

A SYSOUT initialization statement containing an incorrect CLASS= parameter was read. The incorrect CLASS= parameter is represented by *cls*.

If the error occurred during the initialization of a functional subsystem (FSS), the functional subsystem name *fssname* and address space ID *asid* appear with the message. The absence of this text indicates the error occurred during JES3 initialization.

**System action:** JES3 or FSS initialization continues. No entry is built in the SYSOUT class table for the incorrect class.

**Programmer response:** Correct the incorrect SYSOUT class. See *z/OS JES3 Initialization and Tuning Reference*.

**Problem determination:** See Table III, item 5.

#### Module:

Containing	Detecting	Issuing
IATINGN	IATINGN	IATINGN

**Routing Code:** Note 19

**Descriptor Code:** –

---



---

IAT3220

## Explanation:

►►— CHPNT AND SPOOL DATA SETS DO NOT— MATCH THOSE USED FOR LAST WARM/COLD—►►

►— START. JES3 TERMINATED.—►

JES3 initialization data on the CHPNT data set is not consistent with its accompanying data on the JES3 queues. This condition, which can occur only on local or hot start, results when the JES3 procedure has been changed so that the combination of data sets is not the same as it was when the initialization stream was last used.

**System action:** JES3 initialization ends.

**Programmer response:** The JES3 procedure must be corrected so that the data sets properly match.

## Module:

Containing	Detecting	Issuing
IATINGN	IATINGN	IATINGN

**Routing Code:** 2

**Descriptor Code:** 7

---

IAT3222

## Explanation:

►►— SPOOL PARTITION— *spart*— FOR SYSOUT CLASS— *class*— DOES NOT EXIST—►►

The spool partition named *spart* was not defined on an SPART statement but was specified on the SYSOUT statement for the SYSOUT *class*.

**System action:** JES3 initialization continues. JES3 uses the default spool partition for the SYSOUT class.

**Programmer response:** Correct the initialization stream by defining the spool partition named SPART on an SPART statement or by specifying an existing spool partition for the SYSOUT class.

**Problem determination:** See Table III, item 5.

## Module:

Containing	Detecting	Issuing
IATINDEV	IATINDEV	IATINDEV

**Routing Code:** Note 19

**Descriptor Code:** –

---

IAT3223

## Explanation:

►►— 

MULTIPLE
NO

 HOMENODE(S) IN INISH DECK.— ONE IS REQUIRED.—►►

An NJERMT initialization statement is incorrect.

MULTIPLE indicates that more than one NJERMT initialization statement has the HOME=YES parameter specified. Only one node can be defined as the home node.

NO indicates that no NJERMT initialization statement has the HOME=YES parameter specified.

**System action:** JES3 disables the networking functions and continues initialization.

## IAT3224 • IAT3225

**Programmer response:** Correct the NJERMT initialization statements in the initialization stream. If MULTIPLE is indicated, change the HOME=YES to HOME=NO on all NJERMT statements except the local node. If NO is indicated, specify HOME=YES on the NJERMT statement for the local node.

**Module:**

Containing	Detecting	Issuing
IATINRN	IATINRN	IATINRN

**Routing Code:** Note 19

**Descriptor Code:** –

---

### IAT3224

**Explanation:**

▶▶— REAL DEVICE—] CHECKPOINT DISABLED DUE TO PERMANENT— I/O ERROR—▶▶  
    | LOCATE—|

During the current start, JES3 was unable to create the virtual unit, real device status, or locate checkpoint record because of a permanent JSAM I/O error.

**System action:** Processing continues. If REAL DEVICE was indicated in the message, the real device will be initialized as defined in the initialization stream at the next hot start. If LOCATE was indicated in the message, the locate checkpoint area is cleared.

**Operator response:** Notify the system programmer.

**Note:** If the on/offline status specified in the initialization stream is not desired, you will also need to vary on/offline any real devices after you issue the \*START,JSS command.

**Programmer response:** Take a dump by placing an INTDEBUG,*n,message-text*\$\$ statement in the initialization stream.

**Module:**

Containing	Detecting	Issuing
IATINVR	IATINVR	IATINVR
IATINLC	IATINLC	IATINLC

**Routing Code:** 2

**Descriptor Code:** 7

---

### IAT3225

**Explanation:**

▶▶—ERROR READING—] REAL DEVICE CHECKPOINT—] PREVIOUS STATUS LOST—▶▶  
                  | CHECKPOINT DATA SET—|

During the current hot start, JES3 was unable to read the real device checkpoint status record, or during a local start, JES3 was unable to read the checkpoint data set.

**System action:** JES3 initialization continues. For REAL DEVICE CHECKPOINT or CHECKPOINT DATA SET, all real devices are initialized as defined in the initialization stream.

**Operator response:** Before issuing the \*START,JSS command, vary on/offline any real devices after you issue the \*START,JSS command. Notify the system programmer.

**Programmer response:** Take a dump by placing an INTDEBUG,*n,message-text*\$\$ statement in the initialization stream.

**Module:**

**Containing**  
IATINVR

**Detecting**  
IATINVR

**Issuing**  
IATINVR

**Routing Code:** 2

**Descriptor Code:** 7

**IAT3226****Explanation:**

►►—NO PATHS AVAILABLE TO DEVICE— *dev*—FORCED OFFLINE TO JES3—►►

The initialization stream specifies that global device *dev* (supunit(support unit)) is online, but device *dev* has no available physical paths.

**System action:** JES3 initialization continues. JES3 forces device *dev* offline. MVS online/offline status of the device is not affected.

**Operator response:** If you want the device online, do any hardware switching required to ensure that a complete physical path exists between the global processor and device *dev*. Then vary device *dev* online to JES3.

**Module:**

**Containing**  
IATINDEV

**Detecting**  
IATINDEV

**Issuing**  
IATINDEV

**Routing Code:** Note 19

**Descriptor Code:** –

**Routing Code:** Note 19

**Descriptor Code:** –

**IAT3227****Explanation:**

►►—MORE THAN  $\left[ \begin{array}{l} 8 \\ 255 \end{array} \right]$   $\left[ \begin{array}{l} \text{PM} \\ \text{ALTPM} \end{array} \right]$  DEFINED FOR  $\left[ \begin{array}{l} \text{DEVICE.} \\ \text{COMPLEX.} \\ \text{OVERFLOW IGNORED.} \end{array} \right]$ —►►

The DEVICE statement defines an I/O device to JES3. This message is issued because one of these conditions occurred:

- more than eight values were specified on the PM or ALTPM parameter of the DEVICE statement.
- more than 255 unique values were specified on the PM and ALTPM parameters for all the DEVICE statements in the JES3 initialization stream.

JES3 accepts only the first eight values specified on the indicated parameter, the remaining values are ignored. The first 255 values specified on the PM or ALTPM parameters are accepted, the remaining values are also ignored.

**System action:** JES3 continues processing the initialization stream until it completes processing all the statements.

**Operator response:** Notify the system programmer.

**Programmer response:** Change the DEVICE statement so that no more than eight values are specified on the PM or ALTPM parameter. If more than 255 values were specified for the complex, reduce the number of values specified on the PM and ALTPM parameter on the appropriate DEVICE statements.

**Module:**

## IAT3228 • IAT3229

**Containing**  
IATINCF  
IATINDEV

**Detecting**  
IATINCF  
IATINDEV

**Issuing**  
IATINCF  
IATINDEV

**Routing Code:** Note 19

**Descriptor Code:** –

---

### IAT3228

**Explanation:**

▶▶—LOCATE INITIALIZATION FAILURE,—LOCATE DISABLED—▶▶

During the current start of JES3, JES3 was not able to initialize the locate master task and the locate subtasks.

**System action:** JES3 initialization continues without the JES3 locate function. JES3 will not process jobs requiring locate processing.

**Operator response:** Notify the system programmer. When the locate function is fixed, hot start JES3 to enable the JES3 locate function.

**System programmer response:** If JES3 abended, check the SDUMP taken by the task's ESTAE exit for the cause of the failure.

**Module:**

**Containing**  
IATINLC

**Detecting**  
IATINLC

**Issuing**  
IATINLC

**Routing Code:** 2

**Descriptor Code:** 7

---

### IAT3229

**Explanation:**

▶▶— DEVICE— *devname*—CANNOT BE ADDED, FSS—*fssname*— IS ACTIVE—▶▶

During \*MODIFY,CONFIG processing, it was determined that the device being added is associated with an FSS that is currently active. A device cannot be added to an FSS that is active.

In the message text:

*devname*

The name of device to be added.

*fssname* The name of the FSS that the device is associated with.

**System action:** JES3 ignores the initialization statement and processing continues.

**Operator response:** Contact your system programmer.

**System programmer response:** Do one of the following:

1. Cancel all writers that are associated with the FSS and wait for the FSS to become inactive. Then reissue the \*MODIFY,CONFIG command.
2. Change the DEVICE statement to specify the name of an FSS that is not active.
3. Change the DEVICE statement to specify the name of an FSS that has not been defined yet.

**Module:**

**Containing**  
IATINCF

**Detecting**  
IATINCF

**Issuing**  
IATINCF

**Routing Code:** Note 30

**Descriptor Code:** 5

### IAT3230

**Explanation:**

▶— JES3 MANAGED TAPE— *dev*—ALLOCATED PRIOR TO MDS— INITIALIZATION—▶

The indicated tape device was defined as a JES3-managed device, but it has been allocated before MDS initialization.

**System action:** JES3 varies the device offline to itself (JES3).

**Operator response:** Notify the system programmer.

**Programmer response:** The device can be varied online only after it has been deallocated. Inform the operator to deallocate the device before bringing it back online. Also, modify the program that allocated the device or do not define the device in the JES3 initialization stream.

**Module:**

Containing	Detecting	Issuing
IATINVR	IATINVR	IATINVR

**Routing Code:** 2

**Descriptor Code:** 7

### IAT3231

**Explanation:**

▶— *dev*— VARIED OFFLINE - UNABLE— TO ASSIGN, RETURN CODE=— *rc*—▶

JES3 was unable to assign the indicated device and therefore, varied the device offline. The values of *rc* are:

**Return Code**

**Reason**

- 04 Assign processing failed for one or more devices. One or more devices are assigned to another system but allocated to the caller.
- 08 Device is assigned to another processor in another complex.
- 12 Device is assigned to another processor in another complex. Device is allocated to this system by someone other than the caller.
- 16 The operator issued a VARY *dev*,ONLINE,SHR command before MDS initialization.
- 20 An I/O error occurred while the ASSIGN was being performed. Device is allocated to the caller.
- 24 An I/O error occurred while the ASSIGN was being performed. Device is not allocated.
- 28 An I/O error occurred while the ASSIGN was being performed. A SENSE operation failed while the system was performing I/O to assign the device.
- 32 Assign processing ended because of one of the following reasons:
  - 1. Assign service ESTAE failed
  - 2. IEFAUINT ESTAE failed
  - 3. error in IEFAUINT
- 40 An unexpected error occurred.
- 41 An ESTAE create operation failed in an ASSIGN routine.

## IAT3232 • IAT3233

42 The requested function is not supported by the ASSIGN operation.

**System action:** JES3 sets the device offline to itself and MVS. JES3 initialization continues.

**Operator response:** If the ASSIGN failed because the device was assigned to another complex, vary the device offline on that system and then vary the device online to this system (\*VARY command). Otherwise, consult the programmer.

**Programmer response:** Save the system log.

**Module:**

Containing	Detecting	Issuing
IATINVR	IATINVR	IATINVR

**Routing Code:** 2

**Descriptor Code:** 7

---

### IAT3232

**Explanation:**

▶▶— UNRECOVERABLE ERROR WHILE— ASSIGNING NON-JES3 DEVICES—▶▶

During JES3 initialization, an unrecoverable error occurred in the MVS assign service. JES3 invokes the MVS assign service to assign all the online devices that JES3 does not manage.

**System action:** JES3 initialization fails.

**Operator response:** Notify the system programmer.

**Programmer response:** Gather the system log and the dump associated with the MVS Assign failure. Perform initial diagnosis using the error recovery information saved by the MVS Assign Service during its recovery processing. If the problem persists, contact the IBM Support Center.

**Module:**

Containing	Detecting	Issuing
IATINVR	IATINVR	IATINVR

**Routing Code:** 2

**Descriptor Code:** 7

---

### IAT3233

**Explanation:**

▶▶— MODULE IATINVR IS INITIALIZING ASSIGNABLE— DEVICES - CURRENT DEVICE— *ddd*—▶▶

During JES3 initialization, verification of assignable devices exceeded 30 seconds. The current device being verified is *ddd*. This message is issued every 30 seconds while assignable devices are being verified.

**System action:** JES3 initialization continues.

**Operator response:** Observe the rate of change for the displayed device *ddd*. If the message is displayed repeatedly, notify the system programmer.

**Programmer response:** Check the configuration definition against the actual installed hardware. A long delay could be indicative of definitions for nonexistent devices. If the device definitions match the hardware, contact the device manufacturer.

**Module:**

Containing  
IATINVR

Detecting  
IATINVR

Issuing  
IATINVR

Routing Code: 2

Descriptor Code: 7

#### IAT3234

##### Explanation:

```

▶▶— MODULE IATINVR IS— PROCESSING MVS VARY— FOR— DEVICE— nnnn—
                        | VERIFYING I/O PATHS— | DEVICES— --- mmmm—
  
```

During JES3 initialization, processing of the MVS VARY command or the path verification service IOSPTHV exceeded 30 seconds. In the message text, *nnnn* is the first device in the range and *mmmm* is the last device. This message is issued every 30 seconds during MVS VARY command processing.

**System action:** JES3 initialization continues.

**Operator response:** Observe the rate of change for the displayed device range. If the message is displayed repeatedly, notify the system programmer.

**Programmer response:** Check the configuration definition against the actual installed hardware. A long delay could be indicative of mismatched definitions between JES3 and MVS. If the device definitions match the hardware, contact the device manufacturer.

##### Module:

Containing  
IATINVR

Detecting  
IATINVR

Issuing  
IATINVR

Routing Code: 2

Descriptor Code: 7

#### IAT3236

##### Explanation:

```

▶▶— UNABLE TO BUILD— CI RQ— CELLPOOL RETURN CODE =— rc—
                        | MAIN RQ—
                        | OUTSERV RQ—
                        | COMMON RQ—
                        | RCE—
                        | CSBT-JDS—
                        | CSBT-JST—
                        | CSBT-OSE—
                        | CSBT-DJST—
                        | JQEX—
                        | RJP—
  
```

JES3 initialization was unable to create the specified cell pool. In the message text, the return code, *rc*, is the return code from the IATXBPL (build cell pool) service routine.

**System action:** The system ends JES3 initialization.

**Note:** If there is not enough storage to build the cell pools, the system ends JES3 initialization with a DM002 abend.

**Operator response:** Notify the system programmer.

**System programmer response:** Check the return code to determine the type of error. See *z/OS JES3 Customization* for more information.

## IAT3237 • IAT3240

### Module:

**Containing**  
IATINRB

**Detecting**  
IATINRB

**Issuing**  
IATINRB

**Routing Code:** Note 19

**Descriptor Code:** –

---

### IAT3237

#### Explanation:

▶▶ UNABLE TO BUILD — CI RQ — CELLPOOL,FSS — *fsname*, — ASID= — *asid* —▶▶  
|  
| — MAIN RQ —  
| — OUTSERV RQ —  
| — COMMON RQ —

FSS initialization was unable to create either the CI, MAIN, OUTSERV, or COMMON RQ cellpool. The CI RQ cellpool is the only RQ cellpool that is created for a CI FSS address space.

**System action:** The return code from the IATXBPL (Build Cellpool) Service routine is put into register two, and a FAILDSP (DM101) is issued to end FSS initialization. See *z/OS JES3 Customization* for a description of the return codes.

**Operator response:** Notify the system programmer.

**Programmer response:** Check the return code to determine the type of error that occurred.

### Module:

**Containing**  
IATINRB

**Detecting**  
IATINRB

**Issuing**  
IATINRB

**Routing Code:** 42

**Descriptor Code:** 7

---

### IAT3240

#### Explanation:

▶▶ DUPLICATE KEYWORD — ( --keyword-----) —▶▶

The use of the specified keyword is incorrect. It has been used more than once in the same initialization statement.

**System action:** The syntax and interdependencies of initialization statements are checked as far as possible.

**Programmer response:** Correct the initialization statements that have been flagged. See *z/OS JES3 Initialization and Tuning Reference* for statement requirements.

**Problem determination:** See Table III, item 5.

### Module:

**Containing**  
IATINDT  
IATINDT  
IATINDT  
IATINDT  
IATINDT  
IATINDT  
IATINDT  
IATINDT

**Detecting**  
IATINRB  
IATINFS  
IATINPK  
IATINWS  
IATINCT  
IATINRN  
IATINOS

**Issuing**  
IATINDT  
IATINDT  
IATINDT  
IATINDT  
IATINDT  
IATINDT  
IATINDT  
IATINDT



Containing	Detecting	Issuing
IATINDT	IATINCF	IATINDT

**Routing Code:** Note 19

**Descriptor Code:** –

### IAT3241

**Explanation:**

▶▶— ILLEGAL COMBINATION OF—PARAMETERS USED—▶▶

A parameter has been used that may not be used in association with another parameter.

**System action:** The syntax and interdependencies of initialization statements are checked as far as possible.

**Programmer response:** Correct the initialization statements that have been flagged. See *z/OS JES3 Initialization and Tuning Reference* for statement requirements.

**Problem determination:** See Table III, item 5.

**Module:**

Containing	Detecting	Issuing
IATINDT	IATINR1	IATINDT
IATINDT	IATINWS	IATINDT
IATINDT	IATINCT	IATINDT
IATINDT	IATINRN	IATINDT
IATINDT	IATINCF	IATINDT

**Routing Code:** Note 19

**Descriptor Code:** –

### IAT3242

**Explanation:**

▶▶— *keyword*— *parm*— IS AN ILLEGAL PARAMETER—▶▶

The parameter used with the keyword is either misspelled or is incorrect for this keyword. In the message text,

*parm* The value that was specified for the keyword. If the word "blank" appears in this message, it means that the parameter was omitted and should have been specified.

**System action:** The syntax and interdependencies of initialization statements are checked as far as possible.

**Programmer response:** Correct the initialization statements that have been flagged. See *z/OS JES3 Initialization and Tuning Reference* for statement requirements.

**Problem determination:** See Table III, item 5.

**Module:**

Containing	Detecting	Issuing
IATINDT	IATINR1	IATINDT
IATINDT	IATINIC	IATINDT
IATINDT	IATINRN	IATINDT
IATINDT	IATINMD	IATINDT
IATINDT	IATINOS	IATINDT
IATINDT	IATINN3	IATINN3

## IAT3243 • IAT3244

**Containing**  
IATINDT

**Detecting**  
IATINN3

**Issuing**  
IATINDT

**Routing Code:** Note 19

**Descriptor Code:** –

---

### IAT3243

**Explanation:**

▶▶—BAD KEYWORD—(--keyword-----)—▶▶

The keyword encountered on the statement is not valid.

**System action:** The syntax and interdependencies of initialization statements are checked as far as possible.

**Programmer response:** Check the syntax of the keyword.

**Problem determination:** See Table III, item 5.

**Module:**

**Containing**

IATINDT  
IATINDT  
IATINDT  
IATINDT  
IATINDT  
IATINDT  
IATINDT  
IATINDT  
IATINDT  
IATINDT  
IATINDT  
IATINDT  
IATINDT  
IATINDT  
IATINDT  
IATINDT  
IATINDT

**Detecting**

IATINCD  
IATINCF  
IATINCH  
IATINCT  
IATINDST  
IATINFS  
IATINMD  
IATINN3  
IATINOS  
IATINPK  
IATINRN  
IATINR1  
IATINSC  
IATINSTD

**Issuing**

IATINDT  
IATINDT  
IATINDT  
IATINDT  
IATINDT  
IATINDT  
IATINDT  
IATINDT  
IATINDT  
IATINDT  
IATINDT  
IATINDT  
IATINDT  
IATINDT  
IATINDT  
IATINDT  
IATINDT

**Routing Code:** Note 19

**Descriptor Code:** –

---

### IAT3244

**Explanation:**

▶▶—KEYWORD—(--keyword-----)—IS OUT OF ORDER—▶▶

The named keyword must precede a previously specified keyword.

**System action:** The syntax and interdependencies of initialization statements are checked as far as possible.

**Programmer response:** Correct the initialization statements that have been flagged. See *z/OS JES3 Initialization and Tuning Reference* for statement requirements.

**Problem determination:** See Table III, item 5.

**Module:**

**Containing**

IATINDT

**Detecting**

IATINN3

**Issuing**

IATINDT

**Containing**IATINDT  
IATINDT**Detecting**IATINMD  
IATINRN**Issuing**IATINDT  
IATINDT**Routing Code:** Note 19**Descriptor Code:** –**IAT3245****Explanation:**

▶▶—BAD PARAMETER—(--keyword-----)—▶▶

The parameter specified is incorrect.

**System action:** The syntax and interdependencies of initialization statements are checked as far as possible.

**Programmer response:** Correct the initialization statements that have been flagged. See *z/OS JES3 Initialization and Tuning Reference* for statement requirements.

**Problem determination:** See Table III, item 5.

**Module:****Containing**IATINDT  
IATINDT  
IATINDT  
IATINDT  
IATINDT  
IATINDT  
IATINDT  
IATINDT  
IATINDT  
IATINDT  
IATINDT**Detecting**IATINR1  
IATINR1  
IATINRN  
IATINCD  
IATINPK  
IATINWS  
IATINFS  
IATINCF  
IATINDST**Issuing**IATINDT  
IATINDT  
IATINDT  
IATINDT  
IATINDT  
IATINDT  
IATINDT  
IATINDT  
IATINDT  
IATINDT**Routing Code:** Note 19**Descriptor Code:** –**IAT3246****Explanation:**

▶▶—( parm) — HAS TOO [ FEW ] CHARACTERS, SCAN ENDED—▶▶  
  [ MANY ]

The specified parameter or keyword either exceeds the maximum number of characters allowed or has fewer than the minimum number of characters required.

In the message text:

*parm*    The parameter or keyword that has the length error.

**System action:** The syntax and interdependencies of initialization statements are checked as far as possible.

**Programmer response:** Correct the initialization statements that have been flagged. See *z/OS JES3 Initialization and Tuning Reference* for statement requirements.

**Problem determination:** See Table III, item 5.

**Module:**

## IAT3247 • IAT3248

**Containing**  
IATINDT  
IATINDT  
IATINDT

**Detecting**  
IATINPK  
IATINCT  
IATINWS

**Issuing**  
IATINDT  
IATINDT  
IATINDT

**Routing Code:** Note 19

**Descriptor Code:** –

---

### IAT3247

**Explanation:**

▶▶ — LEFT — PAREN MISSING WITH PARAMETER—( parm) —————▶▶  
    └───┬───┘  
        RIGHT

A parenthesis is missing on the indicated parameter.

**System action:** The syntax and interdependencies of initialization statements are checked as far as possible.

**Programmer response:** Correct the initialization statements that have been flagged. See *z/OS JES3 Initialization and Tuning Reference* for statement requirements.

**Problem determination:** See Table III, item 5.

**Module:**

**Containing**  
IATINDT

**Detecting**  
IATINMD

**Issuing**  
IATINDT

**Routing Code:** Note 19

**Descriptor Code:** –

---

### IAT3248

**Explanation:**

▶▶ — REQUIRED KEYWORD MISSING —————▶▶

A required keyword on this statement has been omitted.

**System action:** The syntax and interdependencies of initialization statements are checked as far as possible.

**Programmer response:** Correct the initialization statements that have been flagged. See *z/OS JES3 Initialization and Tuning Reference* for statement requirements.

**Problem determination:** See Table III, item 5.

**Module:**

**Containing**  
IATINDT  
IATINDT  
IATINDT  
IATINDT  
IATINDT

**Detecting**  
IATINR1  
IATINN3  
IATINPK  
IATINMD  
IATINDST

**Issuing**  
IATINDT  
IATINDT  
IATINDT  
IATINDT  
IATINDT

**Routing Code:** Note 19

**Descriptor Code:** –

---

---

**IAT3249****Explanation:**

▶▶— REQUIRED PARAMETER FOR KEYWORD— (--keyword-----)— MISSING—▶▶

A required parameter for the keyword has not been specified.

**System action:** The syntax and interdependencies of initialization statements are checked as far as possible.

**Programmer response:** Correct the initialization statements that have been flagged. See *z/OS JES3 Initialization and Tuning Reference* for statement requirements.

**Problem determination:** See Table III, item 5.

**Module:**

Containing	Detecting	Issuing
IATINDT	IATINMD	IATINDT
IATINDT	IATINCF	IATINDT
IATINDT	IATINGP	IATINDT

**Routing Code:** Note 19

**Descriptor Code:** –

---

**IAT3250****Explanation:**

▶▶— ALL CONTINUATION CARDS IGNORED—▶▶

An error occurred on a statement that is continued on two or more lines. The continuations for this statement are being skipped and no further error checking for the statement in question will be made.

**System action:** JES3 initialization continues unless the original error leads to a failure.

**System programmer response:** See the error message that was issued before this message and take the action indicated for that message.

**Problem determination:** Not applicable.

**Module:**

Containing	Detecting	Issuing
IATINIC	IATINIC	IATINIC
IATINRN	IATINRN	IATINRN

**Routing Code:** Note 19

**Descriptor Code:** –

---

**IAT3251****Explanation:**

▶▶— BAD KEYWORD— (--keyword,-----)— SCAN ENDED—▶▶

The named keyword is incorrect. The scan of this statement is stopped.

**System action:** The syntax and interdependencies of initialization statements are checked as far as possible.

**Programmer response:** Correct the initialization statements that have been flagged. See *z/OS JES3 Initialization and Tuning Reference* for statement requirements.

## IAT3253 • IAT3254

**Problem determination:** See Table III, item 5.

**Module:**

Containing	Detecting	Issuing
IATINDT	IATINR1	IATINDT
IATINDT	IATINPK	IATINDT
IATINDT	IATINMD	IATINDT

**Routing Code:** Note 19

**Descriptor Code:** –

---

### IAT3253

**Explanation:**

▶▶ MISSING COMMA ON CARD,— SCAN ENDED—▶▶  
ILLEGAL

If the error text indicates a missing comma, a non-blank character was found in column 72 of a statement that did not end with a comma.

If the error text indicates an illegal comma, a keyword with an equals sign was immediately followed by a comma. The parameter requires a value after the equals sign.

**System action:** The syntax and interdependencies of initialization statements are checked as far as possible.

**Programmer response:** Correct the initialization statements that have been flagged. See *z/OS JES3 Initialization and Tuning Reference* for statement requirements.

**Problem determination:** See Table III, item 5.

**Module:**

Containing	Detecting	Issuing
IATINDT	IATINR1	IATINDT
IATINDT	IATINPK	IATINDT
IATINDT	IATINMD	IATINDT

**Routing Code:** –

**Descriptor Code:** –

---

### IAT3254

**Explanation:**

▶▶ I/O ERROR DURING BUILD OF— *tab*— TABLE FUNCTION IS—▶▶  
DISABLED  
INCOMPLETE

During construction of the JES3 internal table or control block *tab*, an I/O error occurred on the JES3 queue used for intermediate work files during initialization.

**System action:** A noncritical system function may be left partially operable, INCOMPLETE; or be blocked out completely, DISABLED. (An I/O failure during initialization of a vital system function always results in JES3 ending. Such an error will not produce this message.)

**Operator response:** If the named function is necessary to continued operation, attempt a hot or local restart of JES3. If this fails, attempt a global warm start with analysis (WA). If this fails, cold start and reformat the queue extents.

**Problem determination:** See Table III, items 5, 6, 20, and 21.

**Module:**

Containing	Detecting	Issuing
IATINDT	IATINGN	IATINDT
IATINDT	IATINMD	IATINDT

**Routing Code:** –

**Descriptor Code:** –

**IAT3255**

**Explanation:**

▶▶— WARNING:— *xxx*— IS INVALID FOR— KEYWORD— *keyword*— DEFAULT— *def*— IS BEING USED—▶▶

The JES3 initialization stream contains an incorrect value *xxx* for the indicated keyword on the flagged initialization statement.

**System action:** JES3 assumes the default value for the respective keyword and JES3 initialization continues.

The following describes the keywords and their defaults:

Keyword	Default
COPYMARK	C
DGRPONLY	NO
PDEFAULT	NONE
SETUPMSG	YES

**Programmer response:** JES3 might be initialized with an undesirable value for the keyword. If so, correct the initialization statement that has been flagged. See *z/OS JES3 Initialization and Tuning Reference* for statement requirements. Perform a warm start or hot start with refresh to implement the corrected value.

**Problem determination:** See Table III, item 5.

**Module:**

Containing	Detecting	Issuing
IATINDT	IATINFS	IATINFS
IATINDT	IATINCF	IATINDT
IATINDT	IATINCH	IATINDT
IATINDT	IATINOS	IATINDT
IATINDT	IATINRN	IATINDT
IATINDT	IATINR1	IATINDT
IATINDT	IATINSC	IATINDT
IATINDT	IATINSTD	IATINDT
IATINDT	IATINIC	IATINFS

**Routing Code:** Note 19

**Descriptor Code:** –

IAT3256

**Explanation:**

▶▶— *keyword*— KEYWORD IGNORED,— NO LONGER SUPPORTED—▶▶

The initialization stream contains an obsolete keyword *keyword*.

**System action:** The keyword is ignored. JES3 initialization continues.

**Operator response:** Remove the keyword to avoid receiving this message on future cold starts, warm starts, or hot starts with refresh.

**Module:**

Containing	Detecting	Issuing
IATINRB	IATINDT	IATINDT
IATINDT	IATINPK	IATINDT
IATINMP	IATINMP	IATINMP
IATINIC	IATINIC	IATINIC

**Routing Code:** Note 19

**Descriptor Code:** –

IAT3257

**Explanation:**

▶▶— BAD PARAMETER— (*parm*)— KEYWORD— *keyword*— IGNORED—▶▶

The value *parm* assigned to keyword parameter *keyword* is incorrect.

**System action:** JES3 ignores the keyword parameter and initialization continues.

**Programmer response:** JES3 may be initialized with an undesirable value for the keyword. If so, consult *z/OS JES3 Commands* to determine the command sequence that is necessary to correct the situation. Correct the flagged initialization statements before the next JES3 cold start, warm start, or hot start with refresh.

**Problem determination:** See Table III, item 5.

**Module:**

Containing	Detecting	Issuing
IATINDT	IATINCH	IATINDT
IATINDT	IATINRN	IATINDT
IATINDT	IATINRB	IATINDT
IATINDT	IATINSC	IATINDT

**Routing Code:** Note 19

**Descriptor Code:** –

IAT3259

**Explanation:**

▶▶— *keywd1 - parm1*— IS AN INVALID PARAMETER— WHEN— *keywd2* = — *parm2* —▶▶

The specified parameter *parm1* on *keywd1* is not valid when used in combination with the second parameter *parm2* on *keywd2*. For example, JES3 issues this message if a user codes JUNIT=DDD on a DEVICE initialization statement that also contains DTYPE=3820.



**System action:** JES3 checks the syntax and interdependencies of initialization statements. Based on the severity of the parameter mismatch, JES3 will either use a default specification (and issue other related warning messages) or terminate.

**Operator response:** None.

**Programmer response:** Change the particular initialization statement to specify a combination of values that are compatible. See *z/OS JES3 Initialization and Tuning Reference* for the initialization statement and its parameter relationships. Then, if necessary, restart JES3.

**Module:**

Containing	Detecting	Issuing
IATINCF	IATINCF	IATINDT

**IAT3260**

**Explanation:**

▶▶— *parm*— PARAMETER NO LONGER— SUPPORTED—▶▶

The specified parameter is no longer supported on the JES3 initialization statement.

**System action:** JES3 ignores the parameter and continues processing the remaining parameters on the JES3 initialization statement. The system continues JES3 initialization.

**Operator response:** Inform the system programmer that the JES3 initialization statement contains an obsolete parameter. The statement should be corrected for the next restart.

**System programmer response:** Remove the parameter from the JES3 initialization statement.

**Module:**

Containing	Detecting	Issuing
IATINDT	IATINSL	IATINDT
IATINDT	IATINII	IATINII
IATINDT	IATINCH	IATINCH

**Routing Code:** Note 19

**Descriptor Code:** -

**IAT3261**

**Explanation:**

▶▶— HOME NODE NAME CHANGED TO — *xxxxxxx*—VIA HR RESTART.— *yyyyyyy*—▶▶

▶— WILL BE USED AS THE XCF GROUP NAME—▶

The NJERMT HOME=YES initialization statement NAME= parameter has been changed over a hot start with refresh of JES3, and the OPTIONS initialization statement, XCFGRPNM= parameter has not been specified. This allows the XCF group name used for the JESXCF ATTACH to default to the home node for NAME=. Because the XCF group name cannot be changed over a hot start with refresh, the home node NAME= value from the last cold or warm start has been used to connect to JESXCF.

**System action:** The connect to JESXCF proceeds using the JESXCF group name indicated in the message.

**Operator response:** None. This is an informational message.

**System programmer response:** None. This is only an informational message.

**Module:**

## IAT3263 • IAT3264

**Containing**  
IATINM3

**Detecting**  
IATINM3

**Issuing**  
IATINM3

**Routing Code:** 1

**Descriptor Code:** 4

---

### IAT3263

**Explanation:**

▶▶ THE *stmt* INITIALIZATION STATEMENT IS NO LONGER SUPPORTED ▶▶

The initialization statement specified by *stmt* is no longer supported, but will be ignored in the initialization stream.

**System action:** None. JES3 ignores the initialization statement.

**Operator response:** None. This is an informational message.

**System programmer response:** When you are sure that you will not need to migrate back to a level of JES3 where this statement is supported, you should remove the statement from the initialization stream.

This is only an informational message.

**Module:**

**Containing**  
IATINDT  
IATCS05  
IATINDT

**Detecting**  
IATINCD  
IATCS05  
IATINIC

**Issuing**  
IATINDT  
IATCS05  
IATINDT

**Routing Code:** Note 29

**Descriptor Code:**

---

### IAT3264

**Explanation:**

▶▶ JES3 EVENT LISTEN MODULE { IATCNNF, IATMDEN, IATMSEWL } NOT ESTABLISHED ▶▶

An error occurred while attempting to initialize an event listen routine for the Event Notification Facility (ENF). This occurs for one of the following reasons:

- The event listen module was not found in LPA or ELPA.
- The ENFREQ request to establish the listen routine failed.

**System action:** JES3 initialization continues.

If the text specifies IATMDEN, jobs which require unavailable SMS resources will not continue using JES3 setup when their resources become available. To continue, these jobs must be restarted using the \*RESTART,SETUP command.

If the text specifies IATCNNF, JES3 will not be able to handle console buffer constraint situations.

If the text specifies IATMSEWL, JES3 will not be notified of scheduling environment status changes. As a result, jobs may not be scheduled for execution when the scheduling environment is available or they may be scheduled for execution when the scheduling environment is not available. In the first case, if the job requires setup, a \*RESTART,SETUP command will have to be issued to get the job to be scheduled for execution.

**Operator response:** Contact the system programmer.

**System programmer response:** Check SYS1.LPALIB to ensure modules IATCNNF and/or IATMDEN are defined. Also check for message IEA883I MODULE IATCNNF NOT FOUND or IATMDEN NOT FOUND in the messages

that are issued during nucleus initialization processing. See *z/OS MVS System Messages, Vol 6 (GOS-IEA)* for more information.

**Module:**

Containing	Detecting	Issuing
IATINSV	IATINSV	IATINSV
IATINMD	IATINMD	IATINMD
IATINWLM	IATINWLM	IATINWLM

**Routing Code:** 2**Descriptor Code:** 7**IAT3265****Explanation:**

▶▶— CONFIGURATION CHANGE EXIT IATMDCR— NOT ESTABLISHED, RC=— *rc*—————▶▶

During the current start of JES3, JES3 was unable to define IATMDCR to MVS as a configuration change exit. In the message text:

*rc* The return code from the MVS configuration change service (CONFCHG).

**System action:** JES3 initialization ends with a system completion code of 2FB.

**Operator response:** Notify the system programmer.

**System programmer response:** See *z/OS MVS Programming: Authorized Assembler Services Reference ALE-DYN* for an explanation of the return code. Correct the error and restart JES3.

**Module:**

Containing	Detecting	Issuing
IATINSV	IATINSV	IATINSV

**Routing Code:** 2, 10**Descriptor Code:** 4**IAT3266****Explanation:**

▶▶— PARAMETER OMITTED, DEFAULT USED—————▶▶

A statement specifies a keyword without a value (for example, JESMSG=).

**System action:** JES3 ignores the keyword and takes the default value. JES3 processing continues.

**Operator response:** None. This is an informational message.

**System programmer response:** None.

**Module:**

Containing	Detecting	Issuing
IATINDT	IATINCL	IATINCL

**Routing Code:** Note 19**Descriptor Code:** N/A

## IAT3267 • IAT3269

---

### IAT3267

#### Explanation:

▶▶—BUILD CELLPPOOL FAILED—FOR THE FILE DIRECTORY JES3 TERMINATED—▶▶

JES3 Spool Data management encountered an error when attempting to build a cellpool for the File Directory. R3 contains the return code from the IATXBPL service.

**System action:** JES3 is terminated with a U0021 abend code.

**Operator response:** None.

**System programmer response:** Search problem reporting databases for a fix for the problem. If no fix exists, contact the IBM Support Center.

#### Module:

Containing	Detecting	Issuing
IATINIO	IATINIO	IATINIO

**Routing Code:** Note 10

**Descriptor Code:** 3

---

### IAT3268

#### Explanation:

▶▶—*keyword*—CAN ONLY BE SPECIFIED WITH WANTDUMP=YES—▶▶

This message is issued during initialization stream processing. *keyword* is either LIMIT or INTERVAL.

**System action:** The keyword and its value are ignored and initialization continues.

**Operator response:** None.

**System programmer response:** Remove the extraneous keywords or change the WANTDUMP specification to YES.

#### Module:

Containing	Detecting	Issuing
IATINIC	IATINIC	IATINIC

**Routing Code:** Note 10

**Descriptor Code:** 3

---

### IAT3269

#### Explanation:

▶▶—NO VALUE FOR—*keyword*—SPECIFIED, DEFAULT OF—*nnn*—USED—▶▶

This message is issued during initialization stream processing. *keyword* is either LIMIT or INTERVAL. In the message text:

*nnn* The value assigned by JES3.

**System action:** Initialization continues.

**Operator response:** None.

**System programmer response:** Remove the specified keywords or add the other keyword needed. See *z/OS JES3 Initialization and Tuning Reference* for the required combinations of keywords needed for the WANTDUMP keyword on the OPTIONS statement.

**Module:**

**Containing**  
IATINIC

**Detecting**  
IATINIC

**Issuing**  
IATINIC

**Routing Code:** Note 10

**Descriptor Code:** 3

**IAT3270****Explanation:**

►►—INTERVAL SPECIFICATION IGNORED WHEN—LIMIT VALUE SET TO 0—◄◄

This message is issued during initialization stream processing. Since the LIMIT parameter specified a value of zero, the INTERVAL specification will be ignored.

**System action:** Initialization continues.

**Operator response:** None.

**System programmer response:** Specify a non-zero value for the LIMIT keyword, remove the INTERVAL keyword or change the INTERVAL value to zero.

**Module:**

**Containing**  
IATINIC

**Detecting**  
IATINIC

**Issuing**  
IATINIC

**Routing Code:** Note 10

**Descriptor Code:** 3

**IAT3271****Explanation:**

►►—KEYWORD—*kwd1*—IGNORED WHEN—*specvalu*—IS—NOT—SPECIFIED—◄◄

The NJERMT statement specifies an inconsistent combination of keywords. In the message text:

*kwd1*

The inconsistent keyword, and is one of the following:

- BDTID
- NJEPR
- NJEPU
- NETHOLD
- PRTDEF
- PUNDEF
- PRXWTR
- PRTSO
- TYPE
- XNAMEREQ

*specvalu*

Identifies either an undefined prerequisite parameter or a defined mutually exclusive parameter, and is one of the following:

## IAT3272 • IAT3273

- HOME=YES
- HOME=YES OR ALIAS

The definition of *specvalu* causes the inconsistency with *kwd1*.

**System action:** The keyword is ignored. Initialization continues.

**Operator response:** Notify the system programmer.

**System programmer response:** Modify the statement to remove the keyword identified in the *kwd1* text, or change the definition identified in the *specvalu* text.

**Module:**

Containing	Detecting	Issuing
IATINN3	IATINN3	IATINN3

**Routing Code:** 2, 10

**Descriptor Code:** 4

---

### IAT3272

**Explanation:**

▶▶—DUPLICATE—*statement*—STATEMENT - FIRST STATEMENT HONORED—▶▶

A duplicate statement was detected. The first statement is honored.

**System action:** The duplicate statement is ignored. JES3 initialization continues.

**Operator response:** None.

**Programmer response:** None required, however, the system programmer should remove the extraneous statement.

**Module:**

Containing	Detecting	Issuing
IATINDT	IATINCH	IATINCH
IATINDT	IATINIC	IATINIC
IATINDT	IATINOS	IATINOS
IATINDT	IATINSTD	IATINSTD

**Routing Code:**

**Descriptor Code:**

---

### IAT3273

**Explanation:**

▶▶—REQUIRED KEYWORD—*keyword*—MISSING—▶▶

At the end of processing a JES3 initialization statement, a required keyword was detected as not being specified.

**System action:** The statement is ignored. JES3 initialization continues.

**Operator response:** None.

**Programmer response:** None required, however, the system programmer should add the keyword to the respective statement.

**Module:**

<b>Containing</b>	<b>Detecting</b>	<b>Issuing</b>
IATINDT	IATINCH	IATINCH
IATINDT	IATINSC	IATINSC

**Routing Code:**

**Descriptor Code:**

**IAT3274**

**Explanation:**

▶▶—EXTRA PARAMETERS SPECIFIED, —

DEFAULT parm
NO DEFAULT

—IS BEING USED—▶▶

The number of parameters specified for a keyword exceeded the maximum number of allowed parameters.

**System action:** If applicable, a default is provided. Otherwise, the keyword is ignored. JES3 initialization continues.

**Operator response:** None.

**Programmer response:** None required, however, the system programmer should properly specify the parameter(s).

**Module:**

<b>Containing</b>	<b>Detecting</b>	<b>Issuing</b>
IATINDT	IATINCH	IATINCH
IATINDT	IATINOS	IATINOS
IATINDT	IATINRN	IATINRN
IATINDT	IATINSC	IATINSC
IATINDT	IATINSTD	IATINSTD

**Routing Code:**

**Descriptor Code:**

**IAT3275**

**Explanation:**

▶▶—NETSERV—*objectname*—IS ACTIVE AND —

NODE
SOCKET

—HAS NOT BEEN DELETED—REMAINS TYPE=TCPIP—▶▶

The specified object *objectname* is checkpointed and active, but is not in the current configuration. Therefore, changes or deletions due to a hot start with refresh are not allowed.

**System action:** The specified object *objectname* is added back to the configuration and initialization continues.

**Operator response:** None.

**Programmer response:** None required. Optionally, add *objectname* to the current configuration to prevent future warnings.

**Module:**

<b>Containing</b>	<b>Detecting</b>	<b>Issuing</b>
IATNTTCK	IATNTTCK	IATNTTCK

**Routing Code:** 2

**Descriptor Code:** 7

## IAT3276 • IAT3300

---

### IAT3276

#### Explanation:

►►—SPOOL PARTITION—*spart*—FOR NODE—*nodename*—DOES NOT EXIST—►►

An incorrect pool partition name was found on a SPART= parameter in an NJERMT statement in the initialization deck. The spool partition might be deleted or not defined.

**System action:** JES3 ignores the SPART parameter for that NJE node. It will assume the default spool partition and JES3 initialization continues.

**Operator response:** None.

**Programmer response:** JES3 will be initialized with the default spool partition which may be undesired. If you want to spool the NJE streams from a node to a particular spool partition, enter a valid SPART parameter in NJERMT statement for that node.

#### Module:

Containing	Detecting	Issuing
IATINN3	IATINN3	IATINN3

**Routing Code:** Note 19

**Descriptor Code:** -

---

### IAT3300

#### Explanation:

►►— PREVIOUS SPOOL CONFIGURATION CHANGE FROM— *date, time*—►►

►— INCOMPLETE. THE FOLLOWING MAIN(S) NEED TO BE— CONNECTED OR FLUSHED:— *sysname*—►

JES3 found a previous instance of the \*MODIFY CONFIG command that has not yet completed:

*date*     Date of the previous \*MODIFY CONFIG change.

*time*     Time of the previous \*MODIFY CONFIG change.

*sysname*  
The system running the previous instance of \*MODIFY CONFIG.

**System action:** The \*MODIFY CONFIG command is terminated.

#### Operator response:

Check the status of the system *sysname* and make sure the JES3 address space on that system is running. If the system is no longer operational, issue the \*FLUSH command against that system.

#### Module:

Containing	Detecting	Issuing
IATMOSPL	IATMOSPL	IATMOSPL

**Routing Code:** None. This message is put into the JES3OUT file associated with the \*MODIFY CONFIG command.

**Descriptor Code:** Not applicable.

---



---

IAT3301**Explanation:**

▶▶— FAILURE IN MODULE IATMOSPL, MODIFY— CONFIG TERMINATING—▶▶

An uncorrectable error was detected by the error recovery routine in module IATMOSPL.

**System action:** The \*MODIFY CONFIG command is terminated.

**Operator response:**

Analyze the output in JES3OUT from the \*MODIFY CONFIG command and attempt to correct any problems reported by preceding messages.

**Programmer response:**

If the problem is not corrected by modifying the initialization statements, submit a problem report to IBM.

**Module:**

Containing	Detecting	Issuing
IATMOSPL	IATMOSPL	IATMOSPL

**Routing Code:** None. This message is logged in the JES3OUT file.

**Descriptor Code:** None.

---

IAT3302**Explanation:**

▶▶—*statement*—*keyword*—=*old\_value*—CHANGED TO—*new\_value*—▶▶

The \*MODIFY CONFIG command detected changes affecting system parameters. The *statement* value is the initialization stream statement (for example, **OPTIONS**), and *keyword* is the keyword whose value has changed from *old\_value* to *new\_value*.

**System action:** The specified parameter value is changed.

**Operator response:**

If the change is undesirable, use a \*MODIFY command to reverse the change, or change the initialization stream member used on the \*MODIFY CONFIG command and reissue the command.

**Module:**

Containing	Detecting	Issuing
IATCF SRV	IATCF SRV	IATCF SRV

**Routing Code:** 2

**Descriptor Code:** 5,7

---

IAT3303**Explanation:**

▶▶—OUTPUT FOR DSP—*dspname*—\_NOT FOUND—VALID=*validation*—▶▶

The *dspname* value is the name of the DSP that has its output on the deleted spool. The *validation* value is the validation field value for the DSP output.

**System action:** The spool deletion is halted.

## IAT3359 • IAT3362

**Operator response:** Contact your systems programmer. Spool deletion is not allowed to continue until the data is removed.

**Module:**

**Containing**  
IATMOSQC

**Detecting**  
IATMOSQC

**Issuing**  
IATMOSQC

**Routing Code:** 2

**Descriptor Code:** 7

---

### IAT3359

**Explanation:**

▶▶—\*\*WARNING\*\* ERROR DURING 

	IATXBPL		—FOR OSR, RC=—rc—▶▶
	IATXGCL		
	IATXRCL		

An error was encountered during JES3 macro IATXBPL, IATXGCL, or IATXRCL processing for an output service restart record (OSR). For information about the return codes *rc*, see *z/OS JES3 Customization* for the specified macro.

**System action:** Output service processing continues. However, the functional subsystem (FSS) writers active before the hot start will not restart correctly. Some of the data sets being processed on the FSS writers may be re-scheduled on different writers.

**Operator response:** Notify the system programmer.

**Programmer response:** Issue the \*DUMP command to provide sufficient diagnostic information. (See Chapter 30, "Problem Determination," on page 1135.) If double printing of the output is intolerable, restart the system.

**Problem determination:** See Chapter 30, "Problem Determination," on page 1135, Table I, items 2, 3, 4, 16, 29; Table III, items 1, 2, or 3 and 4.

**Module:**

**Containing**  
IATOSRS

**Detecting**  
IATOSRS

**Issuing**  
IATOSRS

**Routing Code:** 10

**Descriptor Code:** 7

---

### IAT3362

**Explanation:**

▶▶—VOLUME UNAVAILABLE—TABLE LOST OVER RESTART—▶▶

An error occurred while restoring the volume unavailable table from the checkpointed spool records.

**System action:** The volume unavailable table is initialized as empty.

**Operator response:** If the volume serial numbers of the unavailable volumes are known, issue the \*MODIFY,S,VU= command.

**Module:**

**Containing**  
IATINAL

**Detecting**  
IATINAL

**Issuing**  
IATINAL

**Routing Code:** 2

**Descriptor Code:** 7

---

IAT3366**Explanation:**

▶▶—SOME—DEADLINE SCHEDULING ENTRIES LOST OVER RESTART—▶▶  
 —ALL—

An error occurred while restoring the deadline scheduling data from the checkpointed deadline spool records. Some or all of the deadline-scheduled jobs no longer have a deadline entry.

**System action:** The jobs remain in the system and are scheduled normally without any priority changes generated by deadline scheduling.

**Operator response:** If the deadline-scheduled jobs in the system are known, either cancel and resubmit them or raise their priority with the \*MODIFY,L,T=*type*,PRTY=+*n* command.

**Problem determination:** See Table III, item 11.

**Module:**

Containing	Detecting	Issuing
IATINAL	IATINAL	IATINAL

**Routing Code:** 2**Descriptor Code:** 7

---

IAT3390**Explanation:**

▶▶—INITIALIZATION SPOOL FILES ARE ON AN—UNAVAILABLE SPOOL DATA SET(S). WARMSTART JES3.—▶▶

The spool files created during JES3 initialization are on one or more spool data sets that are unavailable to JES3 during current global processor hot start or local processor restart.

**System action:** JES3 initialization ends with a DM017 abend.

**Operator response:** IPL the system and perform a warm start to recreate the initialization data.

**Module:**

Containing	Detecting	Issuing
IATFSLG	IATINRN IATDMNC	IATFSLG

**Routing Code:** 10**Descriptor Code:** 4

---

IAT3395**Explanation:**

▶▶—JES3 IS WAITING FOR JESXCF TO INITIALIZE—▶▶

JES3 is attempting to use a JESXCF service and the PC table has not yet been initialized. JES3 will wait a short time and recheck the JESXCF status.

**Operator response:** If the message persists, check the status of the JESXCF address space.

**Programmer response:** None

**Module:**

## IAT3397 • IAT3400

**Containing**  
IATINGL  
IATMSSTA

**Detecting**  
IATINGL  
IATMSSTA

**Issuing**  
IATINGL  
IATMSSTA

**Routing Code:** 1,10

**Descriptor Code:** 4,7

---

### IAT3397

**Explanation:**

▶▶—*main*—IS WAITING FOR ALL ACTIVE MAINS TO RECONNECT————▶▶

The old global is being restarted as a local after a DSI was performed. Before the old global reattaches to JESXCF, it must wait until all other mains that were active when the DSI occurred have either reconnected to the new global, or have themselves been re-IPLed. Message IAT3397 is issued to inform the operator that the old global is waiting for this condition to be satisfied.

**System action:** The old global will wait for all active mains to reconnect before completing its initialization. IAT3397 will be issued periodically to remind the operator that the old global is still waiting. Once all active mains have reconnected, the old global will continue with initialization.

**Operator response:** Make sure that all active mains have reconnected to or are in the process of reconnecting to the new global.

**Programmer response:** None

**Module:**

**Containing**  
IATINM3

**Detecting**  
IATINM3

**Issuing**  
IATINM3

**Routing Code:** 42

**Descriptor Code:** 7

---

### IAT3400

**Explanation:**

▶▶—*keywd*— KEYWORD ON THE 

GROUP
MAINPROC

—CARD IS MISSING \*\*ERROR\*\*————▶▶

The *keywd* indicated in the message is omitted from the GROUP or MAINPROC statement.

**System action:** JES3 initialization fails.

**Programmer response:** See z/OS *JES3 Initialization and Tuning Reference* for the required keywords on the GROUP or MAINPROC statement.

**Module:**

**Containing**  
IATINMP  
IATINGP

**Detecting**  
IATINMP  
IATINGP

**Issuing**  
IATINMP  
IATINGP

**Routing Code:** 2

**Descriptor Code:** 7

---

**IAT3401****Explanation:**

►►—MORE THAN 255 JOB—

CLASSES
GROUPS

—DEFINED \*\*ERROR\*\*—►►

Only 255 CLASS or GROUP statements are allowed; more than 255 were defined.

**System action:** JES3 initialization ends.

**Programmer response:** Correct the initialization stream to specify a maximum of 255 CLASS or GROUP statements. (See *z/OS JES3 Initialization and Tuning Reference*.)

**Module:**

Containing	Detecting	Issuing
IATINGP	IATINGP	IATINGP
IATINCL	IATINCL	IATINCL

**Routing Code:** 2

**Descriptor Code:** 7

---

**IAT3402****Explanation:**

►►—NAME PARAMETER IS NOT FIRST KEYWORD ON—*ccs*—CONTROL CARD \*\*ERROR\*\*—►►

The NAME parameter must be the first keyword on the SELECT, CLASS, and GROUP control statements, *ccs*.

**System action:** The control statement is not processed by JES3 initialization. JES3 initialization ends.

**Programmer response:** Change the initialization statement so the NAME parameter is the first parameter. (See *z/OS JES3 Initialization and Tuning Reference*.)

**Module:**

Containing	Detecting	Issuing
IATINSL	IATINSL	IATINSL
IATINCL	IATINCL	IATINCL
IATINGP	IATINGP	IATINGP

**Routing Code:** Note 19

**Descriptor Code:** –

---

**IAT3403****Explanation:**

►►—MORE THAN THE MAXIMUM ALLOWABLE—NUMBER OF JES3 MAINS DEFINED—►►

One of the following occurred:

- More than the maximum allowable number of MAINPROC statements with SYSTEM=JES3 specified were included in the initialization stream.
- More than the maximum allowable number of processors were referenced in the JUNIT parameters of the DEVICE statements.

**System action:** JES3 initialization ends.

## IAT3404 • IAT3405

**Programmer response:** Correct the initialization stream to specify less than or equal to the maximum number of allowable JES3 processors.

**Problem determination:** See Table III, item 5.

**Module:**

Containing	Detecting	Issuing
IATINMP	IATINMP	IATINMP
IATINCF	IATINCF	IATINCF

**Routing Code:** 2,Note 19

**Descriptor Code:** 7

---

### IAT3404

**Explanation:**

▶▶—CONFLICTING DEVICE REQUIREMENTS ON— GROUP CARD—▶▶

A GROUP statement incorrect for one of the following reasons:

- The DEVPOOL parameter was specified more than once. You may specify only one DEVPOOL parameter.
- Both the DEVPOOL and EXRESC parameters were used to dedicate devices. You may use only one of these parameters to dedicate devices.

**System action:** JES3 initialization continues, but the second device specification encountered is ignored.

**Programmer response:** Examine the GROUP statement at fault and correct it as required for any subsequent reinitialization of JES3.

**Module:**

Containing	Detecting	Issuing
IATINGP	IATINGP	IATINGP

**Routing Code:** Note 19

**Descriptor Code:** –

---

### IAT3405

**Explanation:**

▶▶—TOO MANY—DEDICATED DEVICE TYPES SPECIFIED—▶▶

A GROUP statement containing dedicated devices contained too many different device types. It overflowed the work area obtained to build the device fence control block (DFCB) associated with this GROUP statement.

**System action:** JES3 initialization continues, but the device specification for this group is ignored.

**Programmer response:** Examine the GROUP statement for too many dedicated devices and correct it as needed. This error is unlikely to occur; it is caused by specifying approximately 80 device types when using the smallest available JES3 buffer size (1K).

**Module:**

Containing	Detecting	Issuing
IATINGP	IATINGP	IATINGP

**Routing Code:** Note 19

**Descriptor Code:** –

**IAT3407**

**Explanation:**

▶▶—WARNING: NUMBER OF PAGES TO BE FIXED— EXCEEDS NUMBER OF PAGES REQUESTED.—▶▶

The number of PBUF pages to be fixed exceeds the number of PBUF pages requested. On the MAINPROC statement, the FIXPAGE parameter determines the number of pages to be fixed; the sum of the PRTPAGE subparameters (CSAPAGES+AUXPAGES) determines the number of pages requested.

**System action:** JES3 fixes all of the PBUF pages that are in CSA and in the JES3 auxiliary address space. JES3 initialization continues.

**Programmer response:** If the MAINPROC statement is in error, correct it.

**Problem determination:** See Table III, item 5.

**Module:**

Containing	Detecting	Issuing
IATINMP	IATINMP	IATINMP

**Routing Code:** Note 19

**Descriptor Code:** –

**IAT3408**

**Explanation:**

▶▶—DUPLICATE MAINPROC—(—xxxxxxxx—)— IGNORED—▶▶

JES3 detected a MAINPROC statement in the initialization stream that has a system name that matches a previous MAINPROC statement. System name is specified in the SYSTEM= parameter of the MAINPROC statement.

**System action:** The duplicate MAINPROC statement is ignored, and JES3 initialization continues.

**Programmer response:** Either correct or remove the duplicate MAINPROC statement.

**Module:**

Containing	Detecting	Issuing
IATINMP	IATINMP	IATINMP

**IAT3409**

**Explanation:**

▶▶—SPIN VALUE—OF—xxx—INCORRECT, —▶▶  
                   |                  |  
                   |—rsn,                  |  
                   |—SPIN=NO ASSUMED—|

An incorrect SPIN value was coded on the CLASS statement.  
 In the message text:

- xxx     The SPIN value as it was specified on the CLASS statement.
- rsn     The reason for the error. The text will be one of the following:
  - UNKNOWN FORMAT
  - HOUR EXCEEDS 23
  - MINUTE EXCEEDS 59
  - MINUTES EXCEED 59

## IAT3410 • IAT3411

- INTERVAL BELOW +00:10
- LINE INTERVAL BELOW 500

**Note:** If hour, minute, or length exceeds the maximum number of digits, for example 100:01 or 1000K, the error that will be generated as a result is "UNKNOWN FORMAT".

**System action:** JES3 defines the class as if SPIN=NO had been specified.

**Operator response:** None.

**Programmer response:** None.

**Module:**

Containing	Detecting	Issuing
IATINCL	IATINCL	IATINCL

**Routing Code:** Note 19

**Descriptor Code:** N/A

---

### IAT3410

**Explanation:**

▶▶—JOB—

CLASS— <i>class</i>	} REFERENCED BY— <i>ccs</i> —IS NOT DEFINED—▶▶
GROUP— <i>group</i>	

A job class, name class, or job group name is referenced on a CLASS or SELECT control statement *ccs*; however, the class or group name is not defined by a CLASS or GROUP control statement.

**System action:** JES3 initialization ends.

**Programmer response:** Correct the CLASS or SELECT control statement so that all references are to defined classes. (See *z/OS JES3 Initialization and Tuning Reference* for more information on CLASS and SELECT statements.)

**Module:**

Containing	Detecting	Issuing
IATINM2	IATINM2	IATINM2

**Routing Code:** 2

**Descriptor Code:** 7

---

### IAT3411

**Explanation:**

▶▶—MAIN PROCESSOR—*main*—REFERENCED BY—*ccs*—IS NOT DEFINED—▶▶

The processor *main* is referenced by a CLASS or GROUP initialization control statement *ccs*; however, the processor is not defined by a MAINPROC initialization statement.

**System action:** JES3 initialization ends.

**Programmer response:** Correct the CLASS or GROUP statement so that all references are to processors defined by a MAINPROC statement. Restart JES3.

**Module:**

Containing	Detecting	Issuing
IATINM2	IATINM2	IATINM2



Routing Code: 2

Descriptor Code: 7

---

IAT3412**Explanation:**

►►—MORE THAN ONE GROUP WITHOUT—DEDICATED INITIATORS ON—*main*—◄◄

Only one GROUP statement may specify batch initiators for a processor *main*; all others must indicate their dedicated initiator counts.

**System action:** JES3 initialization ends.

**Programmer response:** Correct the GROUP statement to specify dedicated initiator counts. (See *z/OS JES3 Initialization and Tuning Reference* for an explanation of GROUP statements.)

**Module:**

Containing	Detecting	Issuing
IATINM2	IATINM2	IATINM2

Routing Code: 2

Descriptor Code: 7

---

IAT3414**Explanation:**

►►—

CLASS
GROUP

—*name*—UNDEFINED OVER RESTART—◄◄

The specified class or group was deleted from the initialization stream during a JES3 restart. In the message text:

*name* The name of the class or group that was not defined in the initialization stream.

**System action:** JES3 initialization continues. Scheduling problems might occur for jobs belonging to the specified class or group.

**Operator response:** Notify the system programmer.

**System programmer response:** This message indicates a problem only if there are jobs using the deleted class or group *name*. Messages IAT3180 and IAT6302 may be issued and DM600 abends may occur as a result of deleting the class or group. If this is unacceptable, return the deleted CLASS or GROUP statements and perform a hot start with refresh.

**Module:**

Containing	Detecting	Issuing
IATINM2	IATINM2	IATINM2

Routing Code: 1

Descriptor Code: 4

---

IAT3415**Explanation:**

►►—MESSAGE DESTINATION—*msgdest*—FOR MAIN PROCESSOR—*main*— DOES NOT EXIST—◄◄

A MAINPROC control statement contains an incorrect MDEST specification *msgdest* for the processor *main*.

## IAT3416 • IAT3417

**System action:** JES3 initialization ends.

**Programmer response:** Correct the MAINPROC statement to specify a valid MDEST specification and restart JES3. (See *z/OS JES3 Initialization and Tuning Reference* for MDEST=requirements on the MAINPROC statement.)

**Module:**

Containing	Detecting	Issuing
IATINM4	IATINM4	IATINM4

**Routing Code:** 2

**Descriptor Code:** 7

---

### IAT3416

**Explanation:**

▶▶—SPOOL PARTITION—*spart*—FOR JOB CLASS—*class*— DOES NOT EXIST—▶▶

A spool partition named on a CLASS statement is not defined by an SPART statement. In the message text, *spart* identifies the spool partition; *class* identifies the job class.

**System action:** JES3 assigns spool output for jobs in the affected job class to the default spool partition.

**Programmer response:** If you accidentally omitted the spool partition definition during JES3 initialization, add an SPART statement to the initialization stream to define the partition. If the spool partition is incorrectly named on the CLASS statement, correct the CLASS statement.

**Problem determination:** See Table III, item 5.

**Module:**

Containing	Detecting	Issuing
IATINM2	IATINM2	IATINM2

**Routing Code:** Note 19

**Descriptor Code:** –

---

### IAT3417

**Explanation:**

▶▶—INVALID CSA CONDITION ON RESTART, RE-IPL—▶▶

During JES3 restart processing, an error was found in the JES3 usage of CSA. This has most likely occurred because JES3 initialization during the previous IPL failed and a second start of JES3 was attempted without a second IPL.

**System action:** JES3 initialization ends. Another IPL of the processor is necessary to initialize JES3.

**Operator response:** Perform an IPL of the processor to start JES3.

**Problem determination:** See Table III, item 1.

**Module:**

Containing	Detecting	Issuing
IATINM3	IATINM3	IATINM3
IATINTK	IATINTK	IATINTK
IATINM4	IATINM4	IATINM4

**Routing Code:** 1,2

**Descriptor Code:** 1,7

---

**IAT3418****Explanation:**

▶▶—NO GROUP DEFINED FOR MAINPROC—*main*—▶▶

No execution resources were defined for the processor main. For each main defined by a MAINPROC statement, you must provide at least one corresponding EXRESC parameter on at least one GROUP statement.

**System action:** JES3 initialization ends.

**Programmer response:** Include a GROUP initialization statement with an EXRESC keyword for processor main in the initialization stream and restart JES3.

**Module:**

Containing	Detecting	Issuing
IATINM2	IATINM2	IATINM2

**Routing Code:** 2

**Descriptor Code:** 7

---

**IAT3419****Explanation:**

▶▶—JESMSG=NOLOG SPECIFIED,—SPIN=NO ASSUMED—▶▶

The CLASS statement was defined with both JESMSG=NOLOG and a SPIN value indicating that jobs in this class are spin eligible, for example, anything other than NO. This combination is not allowed.

**System action:** JES3 defines the class as if SPIN=NO had been specified.

**Operator response:** None.

**Programmer response:** None.

**Module:**

Containing	Detecting	Issuing
IATINCL	IATINCL	IATINCL

**Routing Code:** Note 19

**Descriptor Code:** N/A

---

**IAT3420****Explanation:**

▶▶—DUPLICATE—

<i>class</i> —CLASS
<i>group</i> —GROUP

—SECOND CARD IGNORED—▶▶

Two CLASS or GROUP statements with the same name were included in the JES3 initialization stream.

**System action:** The second statement is ignored.

**Programmer response:** Change the initialization stream so that all CLASS or GROUP statements have unique specifications for the NAME parameter.

**Module:**

Containing	Detecting	Issuing
IATINCL	IATINCL	IATINCL

## IAT3421 • IAT3422

**Containing**  
IATINM2

**Detecting**  
IATINM2

**Issuing**  
IATINM2

**Routing Code:** Note 19

**Descriptor Code:** –

---

### IAT3421

**Explanation:**

▶▶—SPOOL PARTITION—*spart*—FOR MAIN PROCESSOR—*main*—DOES NOT EXIST.—▶▶

A spool partition named on a MAINPROC statement is not defined by an SPART statement. In the message text, *spart* identifies the spool partition; *main* identifies the processor.

**System action:** JES3 assigns spool output for jobs that run on the affected processor to the default spool partition.

**Programmer response:** If you accidentally omitted the spool partition definition during JES3 initialization, add an SPART statement to the initialization stream to define the partition. If the spool partition is incorrectly named on the MAINPROC statement, correct the MAINPROC statement.

**Problem determination:** See Table III, item 5.

**Module:**

**Containing**  
IATINMPC

**Detecting**  
IATINMPC

**Issuing**  
IATINMPC

**Routing Code:** 2

**Descriptor Code:** 7

---

### IAT3422

**Explanation:**

▶▶—GROUP—*group*—WILL NOT BE CHECKPOINTED FOR PROCESSOR—*main*—▶▶

The EXPRES C parameter on the GROUP initialization statement was used to specify the execution resources for a job class group. JES3 will not checkpoint the execution resources for the group because the number of resources would cause the checkpoint record to exceed the length of the buffer.

**System action:** JES3 will not checkpoint the record and continues initialization processing.

**Operator response:** Contact the system programmer.

**System programmer response:** Recalculate the size of the buffers for the installation. If the size was not calculated correctly:

1. correct the buffer size on the BUFFER initialization statement
2. restart JES3 using a COLD start

Otherwise, determine which execution resources could be removed from the job class group.

**Module:**

**Containing**  
IATINM2

**Detecting**  
IATINM2

**Issuing**  
IATINM2

**Routing Code:** Note 19

**Descriptor Code:** –

---

IAT3423**Explanation:**

▶▶—CHANGE IN THE—*parm*—PARAMETER REQUIRES—*main*—TO BE IPLED—▶▶

During a hot start with refresh, a MAINPROC statement for a processor was changed, but the processor that the statement describes has not been IPLed. The parameter in question defines a table or resource that is created at IPL time and therefore requires the processor to be IPLed.

In the message text:

*parm*    The parameter for which a change was detected; this will be either FIXPAGE, PRTPAGE/CSA, or PRTPAGE/AUX.

*main*    The name of the MAINPROC where the change was detected.

**System action:** JES3 waits for you to reset the processor in question, or reply CANCEL.

**Operator response:** Reset the processor in question or reply CANCEL. If you reply CANCEL, JES3 issues a DM026 abend.

**System programmer response:** None.

**Module:**

Containing	Detecting	Issuing
IATINMPC	IATINMPC	IATINMPC

**Routing Code:** 2

**Descriptor Code:** 7

---

IAT3424**Explanation:**

▶▶—DELETED SYSTEM—*main*—MUST BE RESET—▶▶

During a hot start with refresh, a MAINPROC statement for a processor was deleted or renamed. In order for this restart to complete, the deleted processor must be reset.

In the message text:

*main*    The name of the MAINPROC statement that was deleted or renamed.

**System action:** JES3 waits for you to reset the processor in question, or reply CANCEL.

**Operator response:** Reset the processor in question or reply CANCEL. If you reply CANCEL, JES3 issues a DM026 abend.

**System programmer response:** None.

**Module:**

Containing	Detecting	Issuing
IATINMPC	IATINMPC	IATINMPC

**Routing Code:** 2

**Descriptor Code:** 7

---

IAT3425**Explanation:**

## IAT3426

▶▶—MAINPROC—*main*—IS THE GLOBAL AND CANNOT BE DELETED—▶▶

During a hot start with refresh, an attempt was made to delete the MAINPROC statement for the global processor. This is not allowed.

In the message text:

*main* The name of the current global processor.

**System action:** JES3 initialization ends with a DM026.

**Operator response:** If the current global processor must be deleted, either perform a cold or warm start on another processor with the new initialization stream, or perform a DSI to another processor and then perform a hot start with refresh on the new global. If the deletion was inadvertent, perform a hot start with refresh using the correct initialization stream.

**System programmer response:** None.

**Module:**

Containing	Detecting	Issuing
IATINMPC	IATINMPC	IATINMPC

**Routing Code:** 2

**Descriptor Code:** 7

---

## IAT3426

**Explanation:**

▶▶—DOWN LEVEL PROCESSORS MUST BE RESET—BECAUSE OF MAINPROC CHANGE, ADDITION, —▶▶

▶—OR DELETION—, OR BECAUSE OF A SPOOL—CONFIGURATION CHANGE. —▶▶

If the message text contains MAINPROC CHANGE, ADDITION, OR DELETION: During a hot start with refresh, one or more MAINPROC or FORMAT/TRACK statements were changed, added or deleted, and there is at least one active processor that is not at the z/OS V1R4 JES3 level or higher (for the MAINPROC change), or z/OS V1R13 JES3 level (for the FORMAT/TRACK statement change). All such processors must be re-IPLed in order to pick up the MAINPROC, FORMAT or TRACK changes.

If the message text contains SPOOL CONFIGURATION CHANGE: During a hot start with refresh or upon entering the \*MODIFY REFRESH command, one or more DYNALLOC, TRACK or FORMAT statements were changed or added, and there is at least one active processor that is below the z/OS V1R13 level; all such processors must be re-IPLed in order to pick up the spool configuration changes.

**System action:** JES3 waits for you to reset the processor in question, or reply CANCEL.

**Operator response:**

Reset all down level processors, or reply CANCEL. An IAT2061 message will be issued for each processor that must be reset. If you reply CANCEL, JES3 issues a DM026 abend.

**System programmer response:**

None.

**Module:**

Containing	Detecting	Issuing
IATINMPC	IATINMPC	IATINMPC
IATINSD	IATINSD	IATINSD

**Routing Code:** 2

**Descriptor Code:** 7

---

**IAT3430****Explanation:**

▶▶—SYSTEM—(—xxxxxxx—)—IS NOT DEFINED TO JES3 ON ANY MAINPROC STATEMENT—▶▶

The SYSNAME of the processor being initialized does not match any system name specified on a MAINPROC statement. The system name of the processor is xxxxxxxx.

**System action:** JES3 initialization ends.

**Programmer response:** Correct the NAME= parameter on the MAINPROC statement for the system being initialized. It must match the MVS SYSNAME of the processor to initialize JES3.

**Module:**

Containing	Detecting	Issuing
IATINM3	IATINM3	IATINM3

**Routing Code:** 2,10

**Descriptor Code:** 7

---

**IAT3433****Explanation:**

▶▶—NO DEVICE CARD FOR MAIN PROCESSOR,—*main*—▶▶

The JUNIT parameter on a DEVICE statement does not define this processor main as the JES3 processor which is being initialized. This is not a valid condition since JES3 builds a DEVICE definition for any system that is not explicitly defined as a DEVICE,DTYPE=SYSMAIN if a MAINPROC statement exists and is defined correctly.

**System action:** JES3 initialization ends.

**System programmer response:** If no fix exists, contact the IBM Support Center.

**Module:**

Containing	Detecting	Issuing
IATINM3	IATINM3	IATINM3

**Routing Code:** 2,10

**Descriptor Code:** 7

---

**IAT3435****Explanation:**

▶▶—GLOBAL PROCESSOR NOT FOUND—-- INIT TERMINATED—▶▶

During initialization of a JES3 local processor, the JES3 global processor could not be located. A local processor cannot be initialized unless a global processor exists.

**System action:** JES3 initialization ends.

**Operator response:** Restart local initialization after a global processor has been initialized.

**Module:**

Containing	Detecting	Issuing
IATINM3	IATINM3	IATINM3

Routing Code: 2,10

Descriptor Code: 7

IAT3438

**Explanation:**

▶▶—PAGE FIX ERROR IATINM3, RC=—rc,—ECB=—xxxxxxx—▶▶

An error occurred in a PGFIX macro while attempting to page fix areas in CSA during main service initialization.

**System action:** JES3 initialization ends.

**Programmer response:** See *z/OS MVS Programming: Authorized Assembler Services Reference LLA-SDU* for an explanation of the return code and ECB completion code from PGFIX. Correct the error, repeat the IPL of the MVS, and restart JES3.

**Module:**

<b>Containing</b>	<b>Detecting</b>	<b>Issuing</b>
IATINM3	IATINM3	IATINM3

IAT3441

**Explanation:**

▶▶—ERROR DURING JES3 AUX—ADDR SPACE INIT, REASON CODE=—rc—▶▶

▶ [RETURNED FROM ASCRE R0=—xx,—R15=—xx] [\*\*\* ABEND \*\*\*] ▶▶

An error occurred during the creation or initialization of the JES3 auxiliary address space. The reason code specifies the reason for the failure. Possible reason code values and their explanations are:

<i>rc</i>	<b>Explanation</b>
01	The GETMAIN for the USAM PBUFs in the JES3 auxiliary address space failed.
02	The PAGEFIX for the USAM PBUFs in the JES3 auxiliary address space failed.
05	The GETMAIN for the Program Call Descriptor (PCD) table failed.
06	The GETMAIN for the ETD table failed.
07	The AXSET macro failed.
0B	An error occurred while creating the JES3 auxiliary address space. Register 0 contains the reason code and register 15 contains the return code from the Create Address Spaces macro (ASCRE).
0D	Cross memory module IATDMXM was not LOADED successfully.
10	The timeout ECB was posted (cross memory POST failed in the JES3 auxiliary address space).
13	The LXRES macro failed.
14	The ETDEF macro failed.
15	The ETCRE macro failed.
16	The GETMAIN for the Entry Table Definitions failed.
17	The ETCON macro failed.
18	The ATTACH to IATDMCB failed.
19	The GETMAIN for the IATDMCB module work area failed.
20	The IXZXIXAT macro to attach JES3AUX to JESXCF failed.



- 21 The IXZXIXMB macro to access the default mailbox failed.
- 22 The IXZXIXMD macro to delete the default mailbox failed.
- 23 The IXZXIXMB macro to create the multisystem core buffer mailbox failed.
- 24 The GETMAIN for the data buffer and related work area failed.
- 25 The ESTAEX macro in IATDMCB failed.
- 26 The timeout expired for multisystem core buffer task initialization.

JES3 appends \*\*\* ABEND \*\*\* to message IAT3441 when module IATINXM ends and the reason code in message IAT3441 is anything except 0B or 10.

**System action:** JES3 dumps one or two address spaces. If the system programmer has directed the dump to a printer, JES3 dumps only the JES3 address space. If the system programmer has directed the dump to the SYS1.DUMP data set, JES3 dumps the JES3 address space as well as the JES3 auxiliary address space.

For all reason codes, JES3 initialization continues. The JES3 address space is not created, however.

**Programmer response:** Check the PRTPAGE parameter on the MAINPROC statement to verify that you did not request more storage than is available. If the request for storage is valid, analyze the dump to determine what caused the error.

**Problem determination:** See Table III, items 5, 6, and 7.

**Module:**

Containing	Detecting	Issuing
IATINM3	IATINM3	IATINM3

**Routing Code:** 2,10

**Descriptor Code:** 7

#### IAT3442

**Explanation:**

▶▶—JES3AUX FAILURE REQUIRES RE-IPL—BEFORE ANY RESTART—▶▶

JES3 initialization for the JES3 auxiliary address space is ending.

**System action:** JES3 initialization ends.

**Programmer response:** See the programmer response for message IAT3441.

**Module:**

Containing	Detecting	Issuing
IATINM3	IATINM3	IATINM3

**Routing Code:** 2

**Descriptor Code:** 7

#### IAT3490

**Explanation:**

▶▶—DUPLICATE PARAMETER—*parm*—FOR KEYWORD—*keywd*—▶▶

The specified parameter was found more than once on the OUTSERV or SETPARAM statement.

**System action:** JES3 initialization continues. The first parameter is accepted and the duplicate is ignored.

## IAT3501 • IAT3504

**Operator response:** Notify the system programmer.

**Programmer response:** Remove the duplicate parameter to avoid receiving this message on future cold starts, warm starts, or hot starts with refresh.

**Module:**

Containing	Detecting	Issuing
IATINDT	IATINOS	IATINDT
IATINSPR	IATINSPR	IATINSPR

**Routing Code:** Note 19

**Descriptor Code:** –

---

### IAT3501

**Explanation:**

►►—CONVERTER/INTERPRETER INITIALIZATION—IS COMPLETE—  
└─FSS—*fssname*, —ASID=—*asid*—┘

A new converter/interpreter subtask has been initialized. This occurs when:

- All active C/I subtasks are in use and the CI DSP max count allows another C/I subtask to be attached.
- A C/I subtask ended while processing a job, and a new one is initialized in its place.

The functional subsystem (FSS) name and ASID are also displayed if the C/I subtask has been initialized in an FSS address space.

**System action:** JES3 processing continues.

**Operator response:** None. This is an informational message.

**Module:**

Containing	Detecting	Issuing
IATIIMS	IATINAT	IATINAT

**Routing Code:** 42

**Descriptor Code:** 7

---

### IAT3504

**Explanation:**

►►—CONVERTER/INTERPRETER—FAILED INITIALIZATION—  
└─FSS—*fssname*, —ASID=—*asid*—┘

The JES3 global or a CI FSS address space failed in its attempt to initialize a converter/interpreter subtask. If the error occurred during the initialization of a functional subsystem (FSS), the FSS name and ASID are included in the message.

**System action:** The converter/interpreter subtask that ended is cleaned up. Messages IAT4235 and IAT4236 are issued if additional action is taken.

**Operator response:** Notify the system programmer.

**Programmer response:** Check the SDUMP taken by the subtask's ESTAE exit to determine why the failure occurred.

**Module:**

<b>Containing</b> IATINAT	<b>Detecting</b> IATINAT	<b>Issuing</b> IATINAT
------------------------------	-----------------------------	---------------------------

**Routing Code:** 42,Note 19

**Descriptor Code:** 7

**IAT3505**

**Explanation:**

▶▶—INVALID KEYWORD—*keywd*—ON STATEMENT—*statement*—\*\*WARNING\*\*—▶▶

The keyword that appears on the JES3 initialization statement is not valid.

**System action:** JES3 ignores the *statement* and continues initialization.

**Operator response:** Notify the system programmer.

**Programmer response:** Correct the keyword and perform a cold start, warm start, or hot start with refresh if required.

**Module:**

<b>Containing</b> IATINIF IATINII	<b>Detecting</b> IATINIF IATINII	<b>Issuing</b> IATINIF IATINII
---	--	--------------------------------------

**Routing Code:** Note 19

**Descriptor Code:** –

**IAT3506**

**Explanation:**

▶▶—*operand*—KEYWORD OPERAND ON STATEMENT—*statement*—HAS INVALID LENGTH.—STATEMENT  
OPERAND—▶▶

▶— IS IGNORED.—\*\*WARNING\*\*—▶▶

The *operand* on the specified initialization statement has an incorrect length.

**System action:** Depending on the operand, JES3 ignores either the operand or the entire statement. JES3 initialization continues.

**Operator response:** Notify the system programmer.

**Programmer response:** Correct the operand and perform a cold start, warm start, or hot start with refresh if required.

**Module:**

<b>Containing</b> IATINII	<b>Detecting</b> IATINII	<b>Issuing</b> IATINII
------------------------------	-----------------------------	---------------------------

**Routing Code:** Note 19

**Descriptor Code:** –

## IAT3507 • IAT3509

---

### IAT3507

#### Explanation:

▶▶—ERROR WHILE ATTEMPTING OPEN—FOR DDNAME—*ddn*.— \*\*ERROR\*\*—▶▶

An attempt to perform the indicated operation on the procedure library data set defined by the specified DD statement was unsuccessful.

**System action:** JES3 attempts to continue, but any references to the specified procedure library will probably result in the job abending.

**Programmer response:** Check the DD statement for validity and ensure that the specified data set actually exists.

**Problem determination:** See Table III, item 5.

#### Module:

Containing	Detecting	Issuing
IATINIP	IATINIP	IATINIP

**Routing Code:** Note 19

**Descriptor Code:** –

---

### IAT3508

#### Explanation:

▶▶—PARAMETER CONFLICT FOR PARMID=—*xx*.— \*\*WARNING\*\*—▶▶

More than one option list for the same CIPARM (PARMID=*xx*) has been supplied.

**System action:** JES3 honors only the first option.

**Programmer response:** Correct the statements in error before the next JES3 initialization.

**Problem determination:** See Table III, item 5.

#### Module:

Containing	Detecting	Issuing
IATINIF	IATINIF	IATINIF

**Routing Code:** Note 19

**Descriptor Code:** –

---

### IAT3509

#### Explanation:

▶▶—MISSING DD STATEMENT, DDNAME=—*ddn*— \*\*SEVERE ERROR\*\*—▶▶

The specified ddname is not allocated to JES3. This is issued only when the procedure library ddname IATPLBST (the standard, default procedure library) is not allocated.

**System action:** JES3 initialization ends.

**Operator response:** Notify the system programmer.

**Programmer response:** The procedure library may not have been allocated for one of the following reasons:

- The procedure library was deleted before the restart. If the procedure library is desired, run a job to recreate the procedure library using started system; then restart JES3.

- The DD statement for this procedure library in the JES3 procedure is missing. Add a DD statement for this procedure library to the JES3 procedure and restart JES3.
- The DYNALLOC statement for this procedure library in the JES3 initialization stream is missing. Add a DYNALLOC statement for this procedure library to the JES3 initialization stream and restart JES3.
- The dynamic allocation of this procedure library (DYNALLOC statement) failed, and the operator allowed initialization to continue. Check the dynamic allocation error messages/return codes to determine the cause of the problem.

**Module:**

<b>Containing</b>	<b>Detecting</b>	<b>Issuing</b>
IATINIP	IATINIP	IATINIP

**Routing Code:** 2**Descriptor Code:** 7**IAT3510****Explanation:**

▶▶—PROCLIB BLOCKSIZE NOT DIVISIBLE BY 80.—DDNAME=*ddn*.— \*\*WARNING\*\*————▶▶

The procedure library data set defined by the specified DD statement has a block size that is not divisible by 80.

**System action:** The system attempts to continue with the procedure library in a disabled state.

**Programmer response:** Either rebuild the data set with an acceptable block size and reinitialize the system, or avoid the use of the procedure library.

**Problem determination:** See Table III, item 5.

**Module:**

<b>Containing</b>	<b>Detecting</b>	<b>Issuing</b>
IATINIP	IATINIP	IATINIP

**Routing Code:** Note 19**Descriptor Code:** –**IAT3513****Explanation:**

▶▶—CI OPTION FIELD—*text*—FOR PARMID=*nn*—CONTAINS ERROR. DEFAULT VALUE USED. \*\*WARNING\*\*————▶▶

An incorrect value was specified for the parameter (identified by *text*) on the CIPARM initialization statement. *nn* identifies the CIPARM initialization statement with the incorrect value. See the following chart for the possible values for the *text*. See *z/OS JES3 Initialization and Tuning Reference* for the valid ranges and default values for each code.

**System action:** JES3 substitutes the default value for the specified field.

text	code	description
PRIORITY	<i>pp</i>	job priority
MAX TIME	<i>ttttt</i>	job step time limit
REGION	<i>ccc</i>	job step region size
BLP	1	bypass label processing
JOB MSGL	<i>e</i>	job message level
ALC MSGL	<i>f</i>	allocation message level

## IAT3514 • IAT3515

text	code	description
MSGCLASS	<i>h</i>	message class

JES3 initialization continues.

**Operator response:** Contact the system programmer.

**System programmer response:** Correct the field in error for the next restart.

**Module:**

<b>Containing</b>	<b>Detecting</b>	<b>Issuing</b>
IATINII	IATINII	IATINII

**Routing Code:** Note 19

**Descriptor Code:** –

### IAT3514

**Explanation:**

▶▶—REGION PARAMETER—CONTAINS ERROR...DEFAULT—VALUE USED. REGION REGION=—*nnnnx*—\*\*WARNING\*\*—▶▶

An incorrect value was specified for the REGION= parameter on the CIPARM initialization statement. REGION=*nnnnx* identifies the parameter in error. See *z/OS JES3 Initialization and Tuning Reference*

**System action:** JES3 uses the region size specified or defaulted to in the CIPARM option list. JES3 initialization continues.

**Operator response:** Contact the system programmer.

**System programmer response:** Correct the field in error for the next restart.

**Module:**

<b>Containing</b>	<b>Detecting</b>	<b>Issuing</b>
IATINII	IATINII	IATINII

**Routing Code:** Note 19

**Descriptor Code:** –

### IAT3515

**Explanation:**

▶▶—NO INTERPRETERS ARE ACTIVE—  
└FSS—*fssname*,—ASID=—*asid*┘▶▶

All converter/interpreter subtasks have ended during JES3 or CI FSS initialization. Message IAT3504 is issued for each CI subtask that failed.

**System action:** If this occurs in the JES3 address space, initialization continues. No jobs will enter C/I processing until a C/I subtask is initialized using the \*MODIFY X D=CI,MC=(*mmmm*,*nnnn*) command. If the installation has defined any CI FSSs, they are not started, since the CI FSS is a demand select job and requires C/I processing. If the error occurs in a CI FSS address space, a DM204 abend is issued and the FSS ends.

**Operator response:** See message IAT3504.

**Module:**

**Containing**  
IATINAT

**Detecting**  
IATINAT

**Issuing**  
IATINAT

**Routing Code:** 42,Note 19

**Descriptor Code:** 7

### IAT3516

#### Explanation:



JES3 detected an incorrect parameter on the CIPARM initialization statement. The parameter was either inconsistent with other valid parameters previously specified with the same AUTH parameter, or the parameter is not one of the allowable AUTH parameters.

In the message text:

*parm* The non-valid AUTH parameter specification.

**System action:** JES3 ignores the parameter. If there are no valid AUTH parameters specified, JES3 uses the default of AUTH=ALL.

**Operator response:** None. The messages is only written to the JES3OUT data set.

**System programmer response:** Correct the parameter for next restart.

#### Module:

**Containing**  
IATINII

**Detecting**  
IATINII

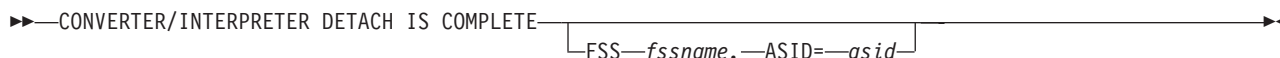
**Issuing**  
IATINII

**Routing Code:** Note 19

**Descriptor Code:** –

### IAT3517

#### Explanation:



A converter/interpreter subtask has ended and has completed DETACH processing. This occurs after the operator decreases the batch or demand select CI DSP max counts using the \*MODIFY X or \*MODIFY F commands.

**System action:** JES3 processing continues.

**Operator response:** None. This is an informational message.

#### Module:

**Containing**  
IATIIMS

**Detecting**  
IATINAT

**Issuing**  
IATINAT

**Routing Code:** 42

**Descriptor Code:** 7

## IAT3518 • IAT3525

---

### IAT3518

#### Explanation:

►►—DSNAME ON RESDSN STATEMENT—CONTAINS INVALID CHARACTERS,—STATEMENT IGNORED. DSN=*dsn*—►►

A data set name specified on a RESDSN statement does not follow the JCL standards for coding a data set name.

**System action:** JES3 ignores the statement and JES3 initialization continues.

**Operator response:** Notify the system programmer.

**Programmer response:** Correct the data set name and perform a cold start, warm start, or hot start with refresh.

#### Module:

Containing	Detecting	Issuing
IATINII	IATINII	IATINII

**Routing Code:** Note 19

**Descriptor Code:** —

---

### IAT3520

#### Explanation:

►►—

TSOPMID
STCPMID
INTPMID

—=*parmid*—IS INVALID. DEFAULT CIPARM ID=01 USED. \*\*WARNING\*\*—►►

The default CIPARM ID to be used for TSO logons, started tasks, or internal reader submitted jobs was not found in the CIPARM table.

**System action:** JES3 initialization continues. The default CIPARM ID/CI parameter list (01) will be used for all jobs of this type during converter processing.

**Operator response:** Notify the system programmer.

**Programmer response:** Correct the parameter on the STANDARDS statement and perform a cold start, warm start, or hot start with refresh.

#### Module:

Containing	Detecting	Issuing
IATINIF	IATINIF	IATINIF

**Routing Code:** Note 19

**Descriptor Code:** —

---

### IAT3525

#### Explanation:

►►—

TSOPROC
STCPROC
INTPROC

—=*procid*—IS INVALID. DEFAULT PROC ID=ST USED. \*\*WARNING\*\*—►►

The default procedure library ID to be used for TSO logons, started tasks, or internal reader submitted jobs was not found in the procedure library table.

**System action:** JES3 initialization continues. The default procedure library (IATPLBST) is used for all jobs of this



type that use a procedure library (during C/I), and did not specify a procedure library on the `//*MAIN` statement. Note: IATPLBST is required or JES3 initialization fails.

**Operator response:** Notify the system programmer.

**Programmer response:** The error may be caused because of incorrect syntax, or because the procedure library is not allocated to JES3:

- Correct the parameter on the STANDARDS statement (if incorrect), and restart the system.
- Add a IATPLBxx (where xx is the procedure library ID) DD statement to the JES3 procedure. This causes the procedure library to be allocated when JES3 is started.
- Add a DYNALLOC statement for this ddname to the JES3 initialization stream. This causes the procedure library to be dynamically allocated during JES3 initialization.

**Module:**

Containing	Detecting	Issuing
IATINIP	IATINIP	IATINIP

**Routing Code:** Note 19

**Descriptor Code:** –

### IAT3526

**Explanation:**

▶▶—PROCLIB DDNAME—*ddn*—NOT ALLOCATED. PROCLIB ENTRY NOT BUILT—▶▶

The specified or default *ddn* is not allocated to JES3. A PROCLIB entry was not built for the specified ddname.

**System action:** JES3 continues but does not build the table for this procedure library.

**Operator response:** Notify the system programmer.

**System programmer response:** The procedure library may not have been allocated for one of the following reasons:

- The procedure library was deleted before the restart. If the procedure library is desired, run a job to recreate the procedure library; then restart the system.
- The DD statement for this procedure library in the JES3 procedure is missing. Add a DD statement for this procedure library to the JES3 procedure and restart the system.
- The DYNALLOC statement for this procedure library in the JES3 initialization stream is missing. Add a DYNALLOC statement for this procedure library to the JES3 procedure and restart the system.
- The dynamic allocation of this procedure library (DYNALLOC statement) failed, and the operator allowed initialization to continue. Check the dynamic allocation error messages/return codes to determine the cause of the problem.

**Module:**

Containing	Detecting	Issuing
IATINIP	IATINIP	IATINIP

**Routing Code:** Note 19

**Descriptor Code:** –

### IAT3527

**Explanation:**

▶▶—CI DRIVER FUNCTION NOT INITIALIZED—▶▶

The installation defined CI FSSs (FSSDEF statements) but the CI driver FCT could not be initialized. Messages

## IAT3528 • IAT3550

IAT3020 and/or IAT3528 may also be issued to indicate what happened.

**System action:** The CI driver FCT is not initialized; therefore, no CI FSS address spaces can be started. If this is a hot start, communication between the global and any active CI FSSs is not possible. In addition, the CI scheduling installation exits, IATUX46 and IATUX49, will not be called for jobs scheduled for C/I processing.

**Operator response:** Notify the system programmer.

**Programmer response:** Messages IAT3020 and IAT3528 provide more detail about the problem. If neither of these messages was issued, the CI driver was not initialized because the CI driver DSP dictionary entry in module IATGRPT is incorrect or missing.

### Module:

Containing	Detecting	Issuing
IATINI1	IATINI1	IATINI1

Routing Code: 2,Note 19

Descriptor Code: 7

---

### IAT3528

#### Explanation:

▶▶—*dspname*— DSP DICTIONARY ENTRY NOT FOUND—▶▶

The DSP dictionary entry specified could not be found in the DSP dictionary (module IATGRPT).

**System action:** JES3 initialization continues, but CI driver/CI FSS initialization is bypassed (see message IAT3527).

**Operator response:** Notify the system programmer.

**Programmer response:** Correct and linkedit the JES3 nucleus module IATGRPT, and restart the system.

### Module:

Containing	Detecting	Issuing
IATINI1	IATINI1	IATINI1

Routing Code: Note 19

Descriptor Code: –

---

### IAT3550

#### Explanation:

▶▶—NO UNIQUE NAMES AVAILABLE—FOR NJE \*ERROR\*—▶▶

JES3 could not build the indicated table because of insufficient storage.

**System action:** JES3 initialization ends.

**Operator response:** Contact your system programmer.

**Programmer response:** Take a dump of JES3.

### Module:

Containing	Detecting	Issuing
IATINN3	IATINN3	IATINN3

Routing Code: Note 19

Descriptor Code: –

---

IAT3599**Explanation:**

```
▶▶—NO EXECUTION DEVICES DEFINED TO JES3—**WARNING**—▶▶
```

No (SETUNIT) device statements have been defined to JES3 in the initialization stream.

**System action:** JES3 initialization continues.

**Operator response:** Contact the system programmer.

**System programmer response:** If you expect devices to be used, ensure that the device statements are coded in the initialization stream. Also ensure proper syntax of any device statements. See *z/OS JES3 Initialization and Tuning Reference* for more information about device statements.

**Module:**

Containing	Detecting	Issuing
IATINMD	IATINMD	IATINMD

**Routing Code:** Note 19

**Descriptor Code:** –

---

## IAT3600

**Explanation:**

```
▶▶—[SETNAME]—CARD - DUPLICATE—[CARD]—**ERROR**—▶▶
    [SETPARAM]                [PARM]
```

The specified statement has previously appeared in the JES3 initialization stream, or a duplicate parameter is present on one statement. Only one SETPARAM statement is allowed.

**System action:** The duplicate statement or parameter is ignored.

**Programmer response:** See *z/OS JES3 Initialization and Tuning Reference*.

**Module:**

Containing	Detecting	Issuing
IATINSPR	IATINSPR	IATINSPR
IATINSTN	IATINSTN	IATINSTN

**Routing Code:** Note 19

**Descriptor Code:** –

---

## IAT3601

**Explanation:**

```
▶▶—NO—[DEVICE]—CARD FOR XTYPE—parm—**ERROR**—▶▶
    [SETNAME]
```

The specified XTYPE parameter does not appear on the SETNAME or DEVICE statement in the JES3 initialization stream.

**System action:** JES3 initialization continues.

**Programmer response:** See *z/OS JES3 Initialization and Tuning Reference*.

**Module:**

## IAT3602 • IAT3603

**Containing**  
IATINMD

**Detecting**  
IATINMD

**Issuing**  
IATINMD

**Routing Code:** Note 19

**Descriptor Code:** –

---

### IAT3602

**Explanation:**

```
▶▶—MAIN—main—SPECIFIED ON—

|   |   |   |   |   |
|---|---|---|---|---|
| — | — | — | — | — |
| — | — | — | — | — |
| — | — | — | — | — |
| — | — | — | — | — |

NOT FOUND **ERROR**▶▶
```

The specified processor name does not appear on a MAINPROC statement in the JES3 initialization stream. In the message text:

*main*     The name of the undefined main processor.

*dev*       The name of the device that has the error, if the error is on a DEVICE statement.

**System action:** The SETACC specification or DEVICE for the main in question is ignored. JES3 initialization continues.

**Operator response:** Notify the system programmer.

**System programmer response:** For a DEVICE statement, change the XUNIT to specify an existing processor or \*ALL to indicate all processors. For a SETACC statement, change the processor name to an existing processor.

**Module:**

**Containing**  
IATINMD

**Detecting**  
IATINMD

**Issuing**  
IATINMD

**Routing Code:** Note 19

**Descriptor Code:** N/A

---

### IAT3603

**Explanation:**

```
▶▶—MAIN DEVICE SCHEDULER NOT OPERATIONAL—**WARNING**▶▶
```

No SETPARAM statement was found or a STANDARDS statement with SETUP=NONE was specified in the JES3 initialization stream.

**System action:** The main device scheduler facility is not included in the JES3 system just initialized.

**Operator response:** Consult the system programmer. If the main device scheduling facility is desired, reinitialize the JES3 system with a SETPARAM statement without specifying SETUP=NONE in the STANDARDS statement in the initialization stream.

**Module:**

**Containing**  
IATINMD

**Detecting**  
IATINMD

**Issuing**  
IATINMD

**Routing Code:** Note 19

**Descriptor Code:** –

---

**IAT3605****Explanation:**

▶▶—NAME—*xxx*—SPECIFIED ON SETNAME CARD(S) AS BOTH—POOLNAM AND STANDARD NAME \*\*WARNING\*\*————▶▶

The name indicated has appeared in one or more SETNAME statements in both the NAMES and POOLNAMS parameters. A name may be specified in either parameter, but not both.

**System action:** JES3 initialization continues.

**Operator response:** Notify the system programmer.

**Programmer response:** The POOLNAMS parameter is used only to dedicate devices and cannot appear in a JCL statement. The indicated name must be either a standard name (if it is to be allowed in the UNIT parameter of a DD statement) or a pool name (if it is to be used only to dedicate devices). Remove the name from the inappropriate parameter. See *z/OS JES3 Initialization and Tuning Reference*.

**Module:**

Containing	Detecting	Issuing
IATINMD	IATINMD	IATINMD

**Routing Code:** 2

**Descriptor Code:** 7

---

**IAT3606****Explanation:**

▶▶—SETNAME—*name*—HAS NOT BEEN DEFINED AS AN MVS—UNITNAME \*WARNING\*————▶▶

The SETNAME *name* being defined to JES3 was not defined as a unit name to MVS when MVS was generated.

**System action:** JES3 initialization continues.

**Operator response:** Notify the system programmer.

**Programmer response:** If the devices are to be managed by JES3, MVS must be generated with the name defined as a unit name. If the devices are to be managed by MVS, remove the SETNAME statement and its associated DEVICE statements from the JES3 initialization stream.

**Problem determination:** See Table I, item 17a; Table III, items 5 and 6.

**Module:**

Containing	Detecting	Issuing
IATINMD	IATINMD	IATINMD

**Routing Code:** 2

**Descriptor Code:** 7

---

**IAT3608****Explanation:**

▶▶—SUBGENERIC SPLIT FOR SETNAME—*name*—\*\*ERROR\*\*————▶▶

The units associated with the SETNAME *name* are not a subgeneric group under the MVS UNITNAME name. If any of the units of a lowest level MVS subgeneric group are defined in the JES3 initialization stream, they all must be defined.

**System action:** Message IAT3640 is issued. JES3 initialization continues.

## IAT3609 • IAT3610

**Operator response:** Notify the system programmer.

**Programmer response:** See message IAT3640.

**Module:**

Containing	Detecting	Issuing
IATINMD	IATINMD	IATINMD

**Routing Code:** 2

**Descriptor Code:** 7

---

### IAT3609

**Explanation:**

▶▶—INSUFFICIENT CORE FOR VERIFYING SETNAME—*xxx*—\*\*ERROR\*\*—▶▶

JES3 was unable to obtain storage to verify the units specified on the SETNAME statement, where *xxx* is the name not verified.

**System action:** JES3 continues processing the remainder of the initialization stream and then ends.

**Operator response:** Notify the system programmer.

**Programmer response:** Correct any other initialization stream errors and retry. If the JES3 initialization stream has no other errors, verify the MVS system generation parameters.

**Problem determination:** See Table III, items 5 and 6.

**Module:**

Containing	Detecting	Issuing
IATINMD	IATINMD	IATINMD

**Routing Code:** 2

**Descriptor Code:** 7

---

### IAT3610

**Explanation:**

▶▶—THE DEVICE NUMBER—*devnum*—ASSOCIATED WITH SETNAME—*xxx*—IS [ UNDEFINED— | DEFINED INCONSISTENTLY— ]▶▶

▶— IN MVS \*\*ERROR\*\*—▶▶

The device number specified on the XUNIT parameter for a DEVICE statement was either:

- Not defined in the MVS I/O definition.
- Defined in the MVS I/O definition, but with a different device type than the one specified on the XTYPE parameter of the DEVICE statement.

In the message text:

**devnum**

The device number of the XUNIT parameter.

**xxx**

The XTYPE specified on the DEVICE statement.

**err**

One of the following error texts:

- **UNDEFINED**, which indicates that the device unit is undefined in MVS.

- **DEFINED INCONSISTENTLY**, which indicates that the MVS and JES3 definitions specify different device types.

**System action:** JES3 initialization continues.

**Operator response:** Notify the system programmer.

**Programmer response:** If the device is undefined to MVS, add its definition or remove the definition from JES3. If the device is defined inconsistently, change the JES3 XTYPE parameter to match the MVS definition, or change the MVS definition to match the JES3 XTYPE parameter.

**Module:**

Containing	Detecting	Issuing
IATINMD	IATINMD	IATINMD

**Routing Code:** 2

**Descriptor Code:** 7

### IAT3611

**Explanation:**

▶▶—SETNAME—xxx—CONTAINS MULTIPLE DEVICE TYPES—*devtypes*—\*\*ERROR\*\*—————▶▶

More than one device type was associated with the SETNAME *xxx*. The associated types may include:

DA direct access

TA tape

UR unit record

GR graphics

NOTYPE

no type associated

**System action:** JES3 initialization continues.

**Operator response:** Notify the system programmer.

**Programmer response:** Correct the initialization stream so that the SETNAME *name* is associated with only one device type.

**Problem determination:** See Table III, items 5 and 6.

**Module:**

Containing	Detecting	Issuing
IATINMD	IATINMD	IATINMD

**Routing Code:** 2

**Descriptor Code:** 7

### IAT3620

**Explanation:**

▶▶—xxx— DOES NOT CONFORM TO REQUIREMENTS— (0<ALWIO<= MAXIO<100).—DEFAULT SUBSTITUTED—————▶▶

The value specified in either the ALWIO or the MAXIO parameter on the SETPARAM initialization statement violated one of the following requirements: (1) ALWIO parameter must be greater than zero and not greater than the MAXIO parameter; (2) MAXIO must be less than 100.

**System action:** JES3 initialization continues using the default values (ALWIO=10 and MAXIO=25).

## IAT3621 • IAT3623

**Operator response:** Notify the system programmer.

**Programmer response:** Correct the incorrect parameter on the SETPARAM initialization statement to conform to requirements.

**Problem determination:** See Table III, item 5.

**Module:**

Containing	Detecting	Issuing
IATINSPR	IATINSPR	IATINSPR

**Routing Code:** 2

**Descriptor Code:** 7

---

### IAT3621

**Explanation:**

►►—MORE THAN ONE SETNAME XTYPE—xxxxxxx—CONTAINS NAME—nnnnnnnn,—THE NAME IS IGNORED. \*\*ERROR\*\*—►►

More than one SETNAME statement with XTYPE xxxxxxxx used the same SETNAME nnnnnnnn. A SETNAME can be used more than once if it is used on a different XTYPE.

**System action:** The duplicate name is ignored. JES3 initialization continues.

**Operator response:** Notify the system programmer.

**Programmer response:** Correct the incorrect parameter on the SETNAME initialization statement to meet requirements.

**Module:**

Containing	Detecting	Issuing
IATINMD	IATINMD	IATINMD
IATUTIS	IATUTIS	IATUTIS

**Routing Code:** 2

**Descriptor Code:** 7

---

### IAT3623

**Explanation:**

►►—XTYPE PARAMETER—xxxxxxx—HAS EXCEEDED THE 255 UNIQUE XTYPE LIMIT—►►

There are more than 255 unique XTYPE parameters on SETNAME statements. In the message text, xxxxxxxx is the XTYPE parameter that is exceeding the limit.

**System action:** The system ends JES3 initialization.

**Operator response:** Notify the system programmer.

**System programmer response:** Correct the number of unique XTYPE parameters on the SETNAME statements and reinitialize JES3.

**Module:**

Containing	Detecting	Issuing
IATINMD	IATINMD	IATINMD

**Routing Code:** 2

**Descriptor Code:** 7



---

**IAT3624****Explanation:**

▶▶—SMSSETUP=YES IS IGNORED—BECAUSE SMS IS INACTIVE—▶▶

The system programmer specified SMSSETUP=YES on the SETPARAM statement, but the system managed storage (SMS) is not active during JES3 initialization.

**System action:** JES3 ignores the SMSSETUP=YES parameter and continues processing without SMS management.

**Operator response:** Notify the system programmer.

**System programmer response:** If you want the system to run with SMS management, you must:

1. quiesce the JES3 system
2. activate SMS, see *z/OS MVS Initialization and Tuning Reference*
3. hot start JES3.

**Module:**

Containing	Detecting	Issuing
IATINMD	IATINMD	IATINMD

---

**IAT3625****Explanation:**

▶▶—EDTINFO ERROR PROCESSING — SUB-GENERIC SPLIT FOR UNITNAME —▶▶

▶—*unitname*, —RC= —*rc*, —RSN= —*rsn* —▶

JES3 has detected a subgeneric split. Some, but not all, of the devices in a subgeneric group were defined on DEVICE statements. While processing the subgeneric split, the EDTINFO service reported an error.

In the message text:

*unitname*

Identifies the unit name with which the subgeneric group was defined to MVS.

*rc* The return code from EDTINFO.

*rsn*

The reason code from EDTINFO.

**System action:** JES3 processes the rest of the initialization stream and then ends.

**Operator response:** Notify the system programmer.

**System programmer response:** See *z/OS MVS Programming: Assembler Services Reference ABE-HSP* for an explanation of the return code and the reason code from EDTINFO. Using this information, search problem reporting databases for a fix for the problem. If no fix exists, contact the IBM Support Center.

**Module:**

Containing	Detecting	Issuing
IATINMD	IATINMD	IATINMD

**Routing Code:** 2

**Descriptor Code:** 10

---

## IAT3626 • IAT3628

---

### IAT3626

#### Explanation:

▶▶—EDTINFO ERROR PROCESSING UNITNAME—*unitname*,—RC=—*rc*,—RSN=—*rsn*————▶▶

While performing unit verification for the specified unit name, the EDTINFO service reported an error. The return code and reason code from EDTINFO are indicated.

In the message text:

*unitname*

Identifies the generic device type or esoteric group name being processed when the error occurred.

*rc* The return code from EDTINFO.

*rs* The reason code from EDTINFO.

**System action:** JES3 processes the rest of the initialization stream and then ends.

**Operator response:** Notify the system programmer.

**System programmer response:** See *z/OS MVS Programming: Assembler Services Reference ABE-HSP* for an explanation of the return code and the reason code from EDTINFO. Correct the error and reinitialize JES3.

#### Module:

**Containing**  
IATINMD

**Detecting**  
IATINMD

**Issuing**  
IATINMD

**Routing Code:** 1

**Descriptor Code:** 4

---

### IAT3627

#### Explanation:

▶▶—DEVICE—(—*devnum*—)—UNIT CONTROL BLOCK NOT FOUND ON—*main*.—\*\* ERROR \*\*————▶▶

The Unit Control Block (UCB) associated with device *devnum* defined on *main* could not be found. The UCB address may not have been generated or may be in an incorrect format.

**System action:** JES3 continues to process the remainder of the initialization stream and then ends.

**Operator response:** Notify the system programmer.

**System programmer response:** Correct the initialization stream. Check MVS and JES3 device definitions.

#### Module:

**Containing**  
IATINMD

**Detecting**  
IATINMD

**Issuing**  
IATINMD

**Routing Code:** —

**Descriptor Code:** —

---

### IAT3628

#### Explanation:

▶▶—IPL REQUIRED, NO MORE—

SETNAMES
XUNITS

—CAN BE ADDED————▶▶

This message is issued on the local system during JES3 initialization to indicate that the number of SETNAME or

XUNIT additions made during a hot start with refresh have exceeded the maximum. In order to make the additions, an IPL is now required on the local.

The maximum number of additions that can be made between IPLs of a local are:

- 20 SETNAME definitions, where each entry specified in either the NAMES= or XTYPES= parameter counts as a definition
- $m \times 100$  XUNITs, where  $m$  is the number of MAINPROC statements and each XUNIT defined with a main name of \*ALL counts as  $m$  definitions.

In the message text:

#### SETNAMES

Indicates that the maximum number of SETNAME additions has been exceeded.

#### XUNITs

Indicates that the maximum number of XUNIT additions has been exceeded.

**System action:** JES3 initialization ends.

**Operator response:** Notify the system programmer.

**System programmer response:** In order for the latest SETNAME or XUNIT additions to take effect, the local system must be IPLed. However, you can postpone the IPL further by deleting some XUNITs or SETNAMEs (which may or may not be the ones most recently added), performing a hot start with refresh on the global, and restarting JES3 on the local. In order to postpone an IPL in this manner, the same type of entry as indicated in this message must be deleted. You cannot postpone an IPL that is required because of XUNIT additions by deleting SETNAMEs, nor can you postpone an IPL that is required because of SETNAMEs additions by deleting XUNITs.

**Module:**

**Containing**  
IATINMD

**Detecting**  
IATINMD

**Issuing**  
IATINMD

**Routing Code:** 2

**Descriptor Code:** 7

---

IAT3630

**Explanation:**

▶▶—ILLEGAL USE OF \* ON DYNALDSN CARD \*\*ERROR\*\*◀◀

*
?
.
(
)

The indicated character is used incorrectly in the data set name specified on the DYNALDSN initialization statement. An asterisk (\*) can be used only in the final character position of the entire data set name specification. A question mark (?) can be used only in the final character position of a qualified segment of the data set name specification. Adjacent periods (.) are not allowed. Parentheses (either left or right) are only allowed at the beginning or end of a list of data set names.

**System action:** JES3 continues to process the remainder of the initialization statements and then ends.

**Operator response:** Notify the system programmer.

**Programmer response:** Correct the data set name specified in either the PROTECT= or BYPASS= parameter of the DYNALDSN initialization statement and reinitialize JES3.

**Module:**

**Containing**  
IATINDYD

**Detecting**  
IATINDYD

**Issuing**  
IATINDYD

## IAT3631 • IAT3633

Routing Code: 2

Descriptor Code: 7

---

### IAT3631

#### Explanation:

►► [DATA SET] NAME CONTAINS [INVALID] CHARACTER(S) —x—  
[SEGMENT] [TOO MANY]

The DYNALDSN initialization statement contains one of the following errors: either the data set name contains incorrect character *x* or the data set or segment name is too long. Total data set name length must be no more than 44 characters; an individual segment must be no more than 8 characters.

**System action:** JES3 continues to process the remainder of the initialization statements and then ends.

**Operator response:** Notify the system programmer.

**Programmer response:** Correct the data set name and reinitialize JES3.

#### Module:

**Containing**  
IATINDYD

**Detecting**  
IATINDYD

**Issuing**  
IATINDYD

Routing Code: 2

Descriptor Code: 7

---

### IAT3632

#### Explanation:

►►—NO DEFAULT DYNALDSN SPECIFICATION—PROTECT=(\*) ASSUMED—

No default was specified on the DYNALDSN initialization statement. The final specification should be either BYPASS=(\*) or PROTECT=(\*). Since neither was specified, PROTECT=(\*) is assumed. This means that all data sets not specifically bypassed will be protected through JES3 data set allocation.

**System action:** JES3 initialization continues with PROTECT=(\*) assumed.

**Operator response:** Notify the system programmer.

**System programmer response:** Add a default DYNALDSN statement specifying either BYPASS=(\*) or PROTECT=(\*).

#### Module:

**Containing**  
IATINDYD

**Detecting**  
IATINDYD

**Issuing**  
IATINDYD

Routing Code: Note 19

Descriptor Code: —

---

### IAT3633

#### Explanation:

►►—ILLOGICAL—DYNALDSN SEQUENCE— [BYPASS] *dsn2* —IS ENTIRELY CONTAINED IN— [BYPASS]  
[PROTECT] [PROTECT]

▶—*dsn1*—\*\*\*WARNING—  
 └──\*\*ERROR—▶

An illogical sequence of either PROTECT= or BYPASS= parameters has been read on the DYNALDSN initialization statement. The specification *dsn1* was read first and *dsn2* was read last, but *dsn2* will not be used since the range of data set names read first entirely covers the data set name or names specified as *dsn2*.

**System action:** JES3 continues to process the initialization statements. If both specifications are the same (both PROTECT or both BYPASS), the message is treated as a warning only. Otherwise JES3 initialization ends.

**Operator response:** Notify the system programmer.

**Programmer response:** Verify the specifications on the DYNALDSN initialization statement. See *z/OS JES3 Initialization and Tuning Reference*.

**Module:**

Containing	Detecting	Issuing
IATINMD	IATINMD	IATINMD

**Routing Code:** 2,Note 19

**Descriptor Code:** 7

IAT3634

**Explanation:**

▶▶—SYSTEM NAMES DO NOT MATCH FOR—*main*,—SMS DISABLED—▶▶

During JES3 initialization, JES3 determined that the *main* specified on the NAME parameter of the MAINPROC initialization statement did not match the system name specified at IPL time. At IPL time the *main* is specified by the SYSNAME parameter in the IEASYSxx member that is used to IPL the processor.

**System action:** JES3 does not invoke SMS on the specified processor. JES3 processing continues.

**Operator response:** Notify your system programmer.

**System programmer response:** To correct the problem, do one of the following:

- Re-IPL the system and specify SYSP=*xx* so that the SYSNAME parameter in the SYS1.PARMLIB member IEASYSxx matches the NAME parameter specified on the MAINPROC statement, or
- Change the NAME parameter on the MAINPROC statement so that it matches the SYSNAME parameter. Warm start JES3.

**Module:**

Containing	Detecting	Issuing
IATINMD	IATINMD	IATINMD

**Routing Code:** 2

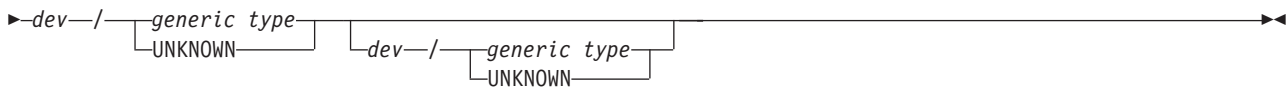
**Descriptor Code:** 7

IAT3640

**Explanation:**

▶▶—THE FOLLOWING DEVICES—WITH UNITNAME—*name*—ARE UNAVAILABLE FOR ALLOCATION:—▶▶

## IAT3642



JES3 has detected a subgeneric split. Some but not all of the devices in a subgeneric group were defined on DEVICE statements. The subgeneric group was defined to MVS with the SYSGEN UNITNAME macro instruction identified by *name*. (When you define devices in a subgeneric group to JES3, you must code a DEVICE statement for each device in the subgeneric group.)

The meanings of the terms in the message are:

*name*

The name of the subgeneric group that was split.

*dev*

The number of a device that is in the subgeneric group but is not defined on a DEVICE statement.

*generic type*

The generic device type of device *dev*.

**UNKNOWN**

JES3 could not determine the generic device type.

**System action:** If the device(s) are mountable, JES3 ensures that MVS cannot allocate the affected device(s). JES3 does this by marking the device(s) as JES3-managed. If the device(s) are permanently resident, then MVS or SMS (if the device(s) are SMS-managed) can allocate the device. However, in either case, JES3 cannot allocate the devices because they were not defined on DEVICE statements. JES3 initialization continues.

**Programmer response:** If the device(s) specified by *dev* are not physically attached to the JES3 system that received this message, or if the device(s) are SMS-managed, no action is required. Otherwise, take one of the following actions:

- Define all devices in the subgeneric group to JES3 by ensuring that the initialization stream contains a DEVICE statement for each device in the subgeneric group.
- Remove DEVICE statements from the initialization stream for all devices that belong to the same subgeneric group as the device identified by *dev*, and that were defined to JES3.

After taking one of these actions, reinitialize JES3.

**Problem determination:** See Table III, items 5, 6, and 11.

**Module:**

**Containing**

IATINMD

**Detecting**

IATINMD

**Issuing**

IATINMD

**Routing Code:** Note 19

**Descriptor Code:** –

---

## IAT3642

**Explanation:**

▶▶—UNABLE TO BUILD CELL POOL,—*name*—RETURN CODE=—*rc*—▶▶

The main device scheduler attempted to build a cell pool used to contain allocation requirements lists (ARL). JES3 uses an ARL to contain information on resources that are unavailable to the job.

**System action:** JES3 initialization continues.

**Operator response:** Notify the system programmer.

**System programmer response:** Since JES3 was unable to build a cell pool for ARLs, JES3 must perform more I/O to process an allocation request. To improve the performance of your installation, use the return code from the IATXBPL macro to determine the error.

**Problem determination:** Table I, item 3. Table III, items 1 or 2 and 4.

**Module:**

Containing	Detecting	Issuing
IATINMD	IATINMD	IATINMD

**Routing Code:** Note 19**Descriptor Code:** –**IAT3657****Explanation:**

```
▶▶—ERROR BUILDING THE—cptype—CELL POOL RETURN CODE=—rc—▶▶
```

JES3 detected an error while trying to build the named pool or there was not enough storage available to build a cell pool.

In the message text:

*cptype*

Names the type of cell pool and is one of the following:

- JESMSG
- LOCAL
- TEXT
- IATCNWO

*rc* Return code from the IATXBPL macro.

**System action:** JES3 ends processing.

**Operator response:** Notify the system programmer.

**System programmer response:** Use *z/OS MVS System Codes* and the return code from the IATXBPL macro to diagnose the problem.

**Module:**

Containing	Detecting	Issuing
IATINC2	IATINC2	IATINC2

**Routing Code:** 2**Descriptor Code:** 7**IAT3690****Explanation:**

```
▶▶—(consname)—| IS AN INVALID MSGROUTE CONSOLE **ERROR**—▶▶
                | IS AN UNDEFINED MSGROUTE CONSOLE **WARNING**—▶▶
```

If INVALID is indicated, the console *consname* specified on the MSGROUTE statement for the active system is an invalid or reserved console name, or an error occurred validating the name.

If UNDEFINED is indicated, the console *consname* specified on the MSGROUTE statement for the active system is not known to the sysplex at this time.

**System action:** JES3 initialization continues. If INVALID is indicated, the console name is ignored. If UNDEFINED is indicated, the console name is used to build the MSGROUTE table.

For an MCS console, message delivery will begin when the system to which the console is attached joins the sysplex. For an extended MCS console, message delivery will begin when the program defining the console is started.

**Programmer response:** Correct the console name if INVALID is indicated before the next JES3 initialization.

## IAT3692 • IAT3695

### Module:

Containing	Detecting	Issuing
IATINC2	IATINC2	IATINC2

**Routing Code:** Note 19

**Descriptor Code:** –

---

### IAT3692

#### Explanation:

▶▶—CONSOLE FOR SNARJP WS=*wsname*—NOT SPECIFIED \*\*ERROR\*\*—▶▶

JES3 issues this message during initialization or during \*MODIFY,CONFIG command processing. This message indicates that there is no corresponding CONSOLE initialization statement for a RJPWS statement. In the message text:

*wsname* The workstation name that is missing a CONSOLE definition.

**System action:** JES3 initialization or \*MODIFY,CONFIG processing continues, and the specified workstation is defined, but without a functioning console.

**Operator response:** Notify the system programmer.

**Programmer response:** Add a CONSOLE statement for the specified workstation name.

### Module:

Containing	Detecting	Issuing
IATCS04	IATCS04	IATCS04

**Routing Code:** 2

**Descriptor Code:** 7

---

### IAT3695

#### Explanation:

▶▶—NO—

RJPWS/RJPTERM	STATEMENT FOR CONSOLE— <i>con</i> —**ERROR**—▶▶
RJPWS	

—▶▶

There is no RJPTERM or RJPWS statement which contains a name (N= parameter) that matches the JNAME on the CONSOLE statement.

If the message is issued during JES3 initialization, the text RJPWS/RJPTERM is present. If the message is issued during the processing of the MODIFY,CONFIG command, the text RJPWS is present.

In the message text:

*con* The name of the console that is missing an RJP definition.

**System action:** JES3 initialization or \*MODIFY,CONFIG processing continues, but the specified console is ignored.

If this message is issued during a hot start with refresh where a RJPWS or RJPTERM statement that was previously defined has been removed, but the corresponding CONSOLE statement has not also been removed, the console is deleted.

**Operator response:** Notify the system programmer.

**Programmer response:** For an RJP console, add a correct RJPTERM statement or remove the CONSOLE statement.

### Module:



**Containing**  
IATCS04

**Detecting**  
IATCS04

**Issuing**  
IATCS04

**Routing Code:** 2

**Descriptor Code:** 7

---

IAT3696

**Explanation:**

▶▶—DUPLICATE CONSOLE—*console*—▶▶

During JES3 initialization or \*MODIFY,CONFIG processing, JES3 found a CONSOLE statement that was already defined with this name.

In the message text:

*console* The name of the duplicate console.

**System action:** JES3 initialization or \*MODIFY,CONFIG processing continues. The duplicate console is ignored.

**Operator response:** Notify the system programmer.

**Programmer response:** Remove the duplicate console.

**Module:**

**Containing**  
IATCS04

**Detecting**  
IATCS04

**Issuing**  
IATCS04

**Routing Code:** 2

**Descriptor Code:** 7



---

## Chapter 7. Failsoft and Abend Messages

---

### IAT3700

#### Explanation:

▶▶—INPUT SERVICE UNABLE TO—REBUILD FRP CHAIN AFTER RECOVERED I/O ERROR—▶▶

When this message is issued, a dump is taken. Input service was unable to rebuild the FRP chain after a recoverable JSAM I/O error on an AWRITE macro. This message is embedded in the IAT3713 multi-line message as part of the JES3 failure logout.

**System action:** JES3 issues message IAT3713.

**Operator response:** See message IAT3713. Message IAT3713 contains information to help determine the error.

#### Module:

Containing	Detecting	Issuing
IATFSLG	IATISFR	IATFSLG

**Routing Code:** 10

**Descriptor Code:** 3,4

---

### IAT3701

#### Explanation:

▶▶—ERROR ACCESSING DEADLINE QUEUE,—REGISTER 3 CONTAINS ERROR CODE—FROM READ/WRITE ERROR—▶▶

An error from either a JESREAD macro or AWRITE macro occurred while accessing a record on the deadline queue. This message is embedded in the failsoft formatted display of the failure.

**System action:** JES3 attempts to recover from the error. Register 3 contains the error return code from the JESREAD or AWRITE macro.

**Operator response:** None. This is an informational message.

#### Module:

Containing	Detecting	Issuing
IATFSLG	IATPURG	IATFSLG
IATFSLG	IATISDL	IATFSLG

**Routing Code:** 10

**Descriptor Code:** 3,4

---

### IAT3702

#### Explanation:

▶▶—*dspname*—                    —ABENDED—*ABEND code*—JES3 FAILURE NO.—*nnn*—▶▶  
  —FAILED—*DMxxx*—

This message identifies a failing DSP *dspname* and provides a device name *devname*, if available. The system abend code or the DM type is given, along with a unique failsoft identifier *nnn* for this failure. Abend codes are described in *z/OS MVS System Codes*. DM codes are described in *z/OS JES3 Diagnosis*.

## IAT3703 • IAT3704

**System action:** A dump will be taken according to the OPTIONS initialization statement.

**Operator response:** None. This is an informational message.

**Module:**

Containing	Detecting	Issuing
IATFSLG	IATABRT	IATFSLG

**Routing Code:** 10

**Descriptor Code:** 4

---

### IAT3703

**Explanation:**

▶▶—DEADLINE UNABLE TO REINITIALIZE—AFTER ABEND—▶▶

The DEADLINE DSP ended. The recovery routine is unable to successfully reinitialize the DSP. This message is embedded in the DM851 formatted display.

**System action:** The DEADLINE DSP ends.

**Operator response:** Issue the \*X,DEADLINE command to call the DSP.

**Module:**

Containing	Detecting	Issuing
IATFSLG	IATDLND	IATFSLG

**Routing Code:** 10

**Descriptor Code:** 3,4

---

### IAT3704

**Explanation:**

▶▶—UNKNOWN ERROR RETURN FROM IATXERCV MACRO—DURING DEADLINE QUEUE PROCESSING.—▶▶

▶—REGISTER 3 CONTAINS THE BAD RETURN.—▶▶

The DEADLINE DSP received an unknown error return code from the IATXERCV macro. This message is embedded in the DM852 formatted display. The bad return from the IATXERCV macro is moved to register 3.

**System action:** JES3 attempts to reinitialize the DSP.

**Operator response:** None. This is an informational message.

**Module:**

Containing	Detecting	Issuing
IATFSLG	IATDLTM	IATFSLG
IATFSLG	IATDLIN	IATFSLG

**Routing Code:** 10

**Descriptor Code:** 3,4

---

---

IAT3705**Explanation:**

▶▶—OUTPUT SERVICE PENDING—PAGE QUEUE MANAGER FOUND AN ERROR.—THE ERROR CODE IN REGISTER 9—————▶▶  
 ▶—IS DESCRIBED IN IATOSWP—————▶▶

A logic error has been found while running under output service. Register 9 contains the error code which is described near the end of module IATOSWP and in the description of DM732 in *z/OS JES3 Diagnosis*.

**System action:** The WTR DSP fails with dump code DM732. JES3 will attempt to reinstate a writer for the printer.

**Operator response:** Notify the system programmer.

**Programmer response:** Determine the reason for the failure using the error code in register 9. (There is a probable logic error in the code.) See *z/OS JES3 Diagnosis* for a description of DM732 and the error codes returned in register 9.

**Problem determination:** Table I, items 2, 3, 4, 16, and 29; Table III, items 1, 2, or 3 and 4.

**Module:**

Containing	Detecting	Issuing
IATFSLG	IATOSWP	IATFSLG

**Routing Code:** 10

**Descriptor Code:** 3,4

---

IAT3706**Explanation:**

▶▶—FSS WRITER PENDING DATASET QUEUE MANAGER—ERROR. ERROR REASON CODE IN REGISTER 9—————▶▶

A logic error has been found while running under a WTR DSP. Register 9 contains the error code which is described in the description of DM655 in *z/OS JES3 Diagnosis*.

**System action:** The WTR DSP fails with dump code DM655. JES3 attempts to reinstate a writer for the printer.

**Operator response:** Notify the system programmer.

**Programmer response:** Determine the reason for the failure using the error code in register 9. (There is a probable logic error in the code.) See *z/OS JES3 Diagnosis* for a description of DM655 and the error codes returned in register 9.

**Problem determination:** Table I, items 2, 3, 4, 16, 29; Table III, items 1, 2, 3, and 4.

**Module:**

Containing	Detecting	Issuing
IATFSLG	IATOSFP	IATFSLG

**Routing Code:** 10

**Descriptor Code:** 3,4

---

IAT3707**Explanation:**

▶▶—OUTPUT SERVICE RESTART OSR—FREE CELL ERROR—————▶▶

An error was encountered when invoking module IATOSRS to delete a non-existing cell.

**System action:** The WTR DSP fails with an abend code of DM657. JES3 attempts to reinstate a writer for the printer.

## IAT3708 • IAT3709

**Operator response:** Notify the system programmer.

**Programmer response:** See *z/OS JES3 Diagnosis* for a description of the abend code DM657.

**Problem determination:** Table I, items 2, 3, 4, 16, 29; Table III, items 1, 2, or 3 and 4.

**Module:**

Containing	Detecting	Issuing
IATFSLG	IATOSRS	IATFSLG

**Routing Code:** 10

**Descriptor Code:** 3,4

---

### IAT3708

**Explanation:**

▶▶—*dspname (devname)*—IS BEING REINSTATED—\_, FOR FSS—*fsname*—, ASID=—*asid*—◀◀

The designated DSP is being reinstated for a retry attempt.

If the failure occurred during the initialization of a functional subsystem (FSS), the functional subsystem name and address space ID *asid* appear with the message. The absence of the text enclosed by brackets indicates the failure occurred during JES3 initialization.

**System action:** The DSP is reinstated.

**Operator response:** None. This is an informational message.

**Module:**

Containing	Detecting	Issuing
IATABRT	IATABRT	IATABRT

**Routing Code:** 10

**Descriptor Code:** 3,4

---

### IAT3709

**Explanation:**

▶▶—*dspname (devname)*—IS BEING TERMINATED—\_, FOR FSS—*fsname*—, ASID=—*asid*—◀◀

After a program check, a FAILDSP macro, or \*FAIL command, the DSP could not recover through its JESTAE exit routines (recovery routines).

If the failure occurred during the initialization of a functional subsystem (FSS), the functional subsystem name and address space ID *asid* appear with the message. The absence of this text indicates the failure occurred during JES3 initialization.

**System action:** The DSP ends.

**Operator response:** None. This is an informational message.

**Module:**

Containing	Detecting	Issuing
IATFSRC	IATFSRC	IATFSRC

**Routing Code:** 10

Descriptor Code: 4

### IAT3710

#### Explanation:

▶▶—ERROR PROCESSING SWB CONTROL BLOCKS— BY OUTPUT SERVICE—▶▶

This message is embedded in the IAT3713 multi-line message as part of the JES3 failure logout.

The scheduler work block (SWB) data was in error. If the function control table (FCT) reported in message IAT3713 is a JES3 output writer, JES3 found the error during exit initialization processing for either installation Exit IATUX20 or IATUX21.

If the reported FCT is a modify output service FCT, JES3 found the error when reading the SWB file before JES3 could modify that file.

**System action:** The FCT fails with abend code DM670. If the FCT is an output service writer, JES3 continues to process the data set without the data from the SWB file. If the FCT is a modify output service FCT, JES3 could not make some or all of the changes.

**Operator response:** Notify the system programmer. If the problem persists, place the active job in operator hold status (\*F J=nnn,H), and then, if the job is on an output writer, restart the writer with the RSCD parameter (\*R wtr,RSCD).

**Programmer response:** See *z/OS JES3 Diagnosis* for a description of abend code DM670.

#### Module:

Containing	Detecting	Issuing
IATFSLG	IATOSGR	IATFSLG

Routing Code: 10

Descriptor Code: 3

### IAT3711

#### Explanation:

▶▶—AN IATXCKPT REQUEST TO WRITE A NEW CHECKPOINT—RECORD, OR TO CHANGE THE SIZE OF AN EXISTING—▶▶

▶—RECORD, OR TO PURGE A RECORD WAS ILLEGALLY—ISSUED BY A DSP EXECUTING IN OTHER THAN THE—▶

▶—JES3 GLOBAL ADDRESS SPACE.—▶▶

This message is embedded in the IAT3713 multi-line message as part of the JES3 failure logout for a DM060 failure. This message results when a DSP running on a JES3 local processor or in a functional subsystem (FSS) address space attempts to create a new checkpoint record, attempts to update and change the size of an existing record, or attempts to purge a checkpoint record. These operations are not allowed from a JES3 local processor or an FSS address space.

**System action:** If the DSP that issued the request does not elect to retry, JES3 ends the DSP and continues processing. If the error occurred during JES3 initialization, JES3 ends with a system completion code of 2FB.

**Operator response:** Notify the system programmer.

**Programmer response:** Follow the instructions listed in Chapter 30, "Problem Determination," on page 1135.

**Problem determination:** See Chapter 30, "Problem Determination," on page 1135, Table III, item 1.

#### Module:

Containing	Detecting	Issuing
IATFSLG	IATGRCK	IATFSLG

Routing Code: 10

## IAT3712 • IAT3713

Descriptor Code: 3,4

### IAT3712

#### Explanation:

►►—UNCORRECTABLE ERROR DURING—INITIALIZATION OF SNARJP WSB.—JES3 IS TERMINATED.—

An error has been detected while reading a workstation block (WSB) from spool. Either a WSB could not be found for a remote line table (RLT) entry, or the WSB size exceeded the buffer size.

**System action:** JES3 initialization ends.

**Operator response:** Notify the system programmer.

**Programmer response:** Attempt to reinitialize JES3.

#### Module:

Containing	Detecting	Issuing
IATFSLG	IATINWS	IATFSLG

Routing Code: 10

Descriptor Code: 3,4

### IAT3713

#### Explanation:

►►— DATE=— *yyyddd*— TIME=— *hhmsst*— JES3 level— 

JES3
FSS

 FAILURE NUMBER=— *nnnn*— 

ABENDED
FAILED

—

► 

IN FSS— <i>fssname</i> — , ASID=— <i>asid</i> —	<table border="0"><tr><td>Sxxx</td></tr><tr><td>yyyy</td></tr><tr><td>DMzzz</td></tr></table>	Sxxx	yyyy	DMzzz	IAT3729 MESSAGE	<i>failure explanation</i>
Sxxx						
yyyy						
DMzzz						

► ASSOCIATED REMOTE DUMP: ASID *rasn* ON *rsys*— ACTIVE FCT=— *dspname*— DEVICE =— 

<i>devname</i>
NONE

—

► INIATIALIZATION— FCT FAILURE NO =— *nnnn*— 

JOB NAME =—	MODULE =—
<i>jobname</i> —	NOT JES3
JOB NUMBER =—	HI CORE
<i>jobno</i> —	LOW CORE
JOB	<i>module</i>
<i>jobname (jobid)</i>	

► 

(NUC)	MOD BASE=— <i>adr</i> — DISP=— <i>xxxxxx</i> —	APAR NUMBER=— <i>xxxxxxx</i> — PTF=— <i>xxxxxxx</i> —
(RJP)		
(ABM)		

► CALLING SEQUENCE (HIGHEST LEVEL MODULE— LISTED LAST— MODULE =— 

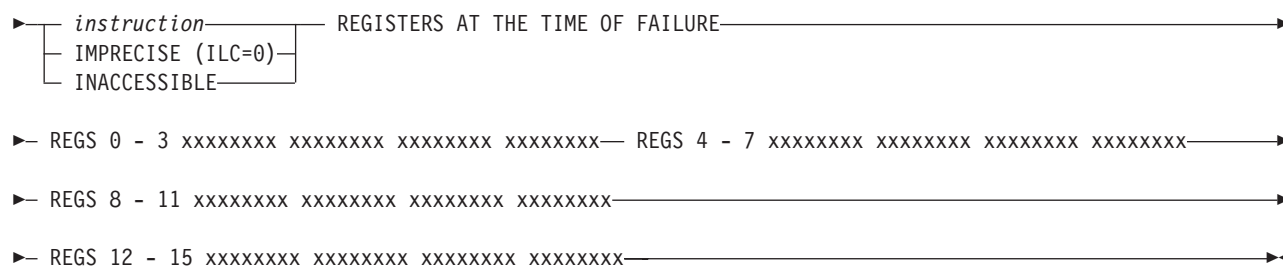
NOT JES3	(NUC)
HI CORE	(RJP)
LOW CORE	(ABM)
<i>module</i>	

► MOD BASE=— *adr*— DISP=— *xxxxxx*— 

APAR NUMBER=— <i>xxxxx</i> — PTF=— <i>xxxxx</i> —
---

► PSW AT TIME OF FAILURE *xxx*— ILC *n* REASON *nnnnnnnn*— THE FAILING INSTRUCTION IS—





This multi-line message gives logout information for a JES3 or FSS failure.

If the failure occurred in a functional subsystem (FSS), the functional subsystem name *fssname* and address space ID *asid* appear in the message. If this text does not appear in the message, the failure occurred in JES3.

This message provides the following information:

**DATE=yyddd**

Year and day the failure occurred

**TIME=hhmmsst**

Hour, minute, second, and tenth of a second of the time of day the failure occurred

**JES3|FSS FAILURE NUMBER=nnnn**

The unique JES3 or FSS failure number

**ABEND or FAILED**

Type of failure

**IN FSS=fssname, ASID=asid**

The functional subsystem (FSS) *fssname* and address space ID *asid* of the failing FSS.

**Sxxx or Uyyy or DMzzz**

Failure code where *Sxxx* is a system completion code, *Uyyy* is a user completion code, and *DMzzz* is a JES3 diagnostic message code. See *z/OS JES3 Diagnosis* for explanation of the DM codes.

**ACTIVE FCT=dspname**

The name of the function control table that was active at the time of the failure

**ASSOCIATED REMOTE DUMP: ASID=rasn ON rsys**

The ASID of a dump requested on the specified local system.

**DEVICE=dev or NONE**

The number of the device used with the failing FCT, or NONE if no device was used

**INITIALIZATION**

The failure occurred during initialization

**FCT FAILURE NO=nnnn**

The failure count for the failing FCT

{ **JOB NAME=jobname, JOB NUMBER=jobno** }

{ *jobname (jobid)* }

Name, number and identifier of the job active at the time of failure

**MODULE=module**

Name of either the failing module or the calling module

**MOD BASE=adr**

Base address of either the failing module or the calling module

**DISPLACEMENT=xxxxxx or DISP=xxxxxx**

Displacement into the failing module or into the calling module

**APAR NUMBER=xxxxxxx**

The specified number is the most recent APAR number that applies to the specified module. If ????? appears after APAR NUMBER, JES3 could not find the apar number of the failing module in the IATYMOD. A possible cause is the IATYMOD macro was not expanded within the first 255 bytes of the failing module.

**PTF NUMBER=xxxxxxx**

The specified number is the most recent PTF number that applies to the specified module. If ????? appears after

## IAT3714

PTF NUMBER, JES3 could not find the PTF number of the failing module in the IATYMOD. A possible cause is the IATYMOD macro was not expanded within the first 255 bytes of the failing module.

### PSW AT TIME OF FAILURE *xxx*

Program status word at the time of failure

### ILC *n*

Instruction length code. If an abend occurred because you pressed the RESTART key, the information in this field is not valid.

### REASON *nnnnnnnn*

Reason code associated with the abend code.

### THE FAILING INSTRUCTION IS *instruction* or IMPRECISE (ILC = 0) or INACCESSIBLE

The instruction is given, or IMPRECISE indicates that no instruction could be found, or INACCESSIBLE indicates the instruction could not be accessed

### REGISTERS AT TIME OF FAILURE

Lists general registers 0-15 and their contents at the time of failure

**System action:** JES3 might obtain a dump of the failing address space and the other associated address spaces. The WANTDUMP= parameter on the OPTIONS initialization statement determines if a dump is taken. If WANTDUMP=ASK, the operator is asked if a dump should be obtained, and JES3 does not reinstate the DSP until the operator responds. If WANTDUMP=NO, JES3 does not dump the address spaces and attempts to reinstate the DSP. If WANTDUMP=YES, JES3 dumps the address spaces and attempts to reinstate the DSP.

**Operator response:** If the DSP could not be reinstated, the DSP is no longer active. To reinstate the DSP, issue the appropriate \*CALL command. See *z/OS JES3 Commands* for additional information on the \*CALL command that is used to restart the failed DSP.

Message IAT3713 may scroll off the screen. If the MCS message action retention facility is active, the message may be retrieved by issuing a D R,L command. If the JES3 action message retention facility is active, the message may be retrieved by issuing a \*I,R command. The active action message retention facility, retains the last JES3 failsoft banner if a DSP in the JES3 address space abends. If a DSP abends in an FSS address space, the failsoft banner is not retained by the action message retention facility.

**Problem determination:** See Table I items 2, 16; Table III items 1 or 2 or 3, and items 4 and 7. Also, collect any other related information, including the dumps on the current and remote systems.

### Module:

**Containing**  
IATFSLG

**Detecting**  
IATFSLG

**Issuing**  
IATFSLG

**Routing Code:** 10

**Descriptor Code:** 3,4

---

## IAT3714

### Explanation:

►►—SPECIFY DUMP OPTION FOR—  
┌ JES3 GLOBAL—, *main*—  
├ JES3 LOCAL—, *main*—  
└ FSS—*fssname*—, ASID=—*asid*—

WANTDUMP=ASK was specified on the OPTIONS initialization statement, or has been assumed because the number of failures within the defined WANTDUMP=YES interval has exceeded the WANTDUMP=YES limit. The address space requesting the operator to specify the type of dump is identified as follows:

- For the JES3 global address space, the message contains the characters JES3 GLOBAL, and the main processor name.
- For a JES3 local address space, the message contains the characters JES3 LOCAL, and the main processor name.
- For an FSS address space, the message contains the FSS name and ASID.

Message IAT3822 is then issued which lists the valid dump options.

In the message text:

*main* The name of the main processor, if the failure occurred in the JES3 address space.

*fssname* The name of the functional subsystem, if the failure occurred in a functional subsystem.

*asid* The address space identifier of the functional subsystem, if the failure occurred in a functional subsystem.

**System action:** JES3 or the FSS waits for an operator response.

**Operator response:** Enter a valid dump option specified in message IAT3822. If message IAT3822 has rolled off the screen, you can retrieve the valid options by issuing the command D R,MSG=IAT3822.

**Module:**

Containing	Detecting	Issuing
IATABRT	IATABRT	IATABRT

**Routing Code:** 10

**Descriptor Code:** 2

### IAT3715

**Explanation:**

```
▶▶ IATABN yyy—PSW—aaaaaaaa ccccccc—ILC—z—REASON—nnnnnnnn▶▶
```

The table formatting routine failed. IATABNx is the JESABEND formatting routine suffix; *Syyy* is the abend code. The program status word (PSW), instruction length code (ILC), and reason code associated with the abend (REASON) are given.

**System action:** JES3 continues with the next table formatting routine.

**Programmer response:** See message IAT3713.

**Module:**

Containing	Detecting	Issuing
IATABN0	IATABN0	IATABN0

**Routing Code:** 10

**Descriptor Code:** 4

### IAT3716

**Explanation:**

```
▶▶—REGS 0-3—| Registers |—REGS 4-7—| Registers |—REGS 8-11—| Registers |▶▶
```

```
▶▶—REGS 12-15—| Registers |▶▶
```

**Registers:**

```
|—xxxxxxxx—xxxxxxxx—xxxxxxxx—xxxxxxxx—xxxxxxxx—▶▶
```

This message follows IAT3715 and lists the general registers and their contents at the time of failure.

**System action:** JES3 continues with the next table formatting routine.

**Operator response:** None. This is an informational message.

## IAT3717 • IAT3718

**Problem determination:** See message IAT3713. Message IAT3713 contains information to help determine the error.

**Module:**

Containing	Detecting	Issuing
IATABN0	IATABN0	IATABN0

**Routing Code:** 10

**Descriptor Code:** 4

---

### IAT3717

**Explanation:**

▶▶—THE FAILING INSTRUCTION— IS—

IMPRECISE (ILC=0)
INACCESSIBLE
XXXXXXXXXXXX

▶▶

This message follows message IAT3716 and describes the type of failure which occurred. The 2-, 4-, and 6-byte failing instruction is given in hexadecimal.

**System action:** JES3 continues processing.

**Operator response:** None. This is an informational message.

**Problem determination:** See message IAT3713. Message IAT3713 contains information to help determine the error.

**Module:**

Containing	Detecting	Issuing
IATABN0	IATABN0	IATABN0

**Routing Code:** 10

**Descriptor Code:** 4

---

### IAT3718

**Explanation:**

▶▶—IATAB—xx—NOT LOADED RC—rc—▶▶

An error return code was received from a LOAD macro instruction.

**System action:** JES3 continues with the next table formatting routine.

**Operator response:** None. This is an informational message.

**Problem determination:** See message IAT3713. Message IAT3713 contains information to help determine the error.

**Module:**

Containing	Detecting	Issuing
IATABN0	IATABN0	IATABN0

**Routing Code:** 10

**Descriptor Code:** 4

---

**IAT3719****Explanation:**

▶▶—LOCATE ENCOUNTERED AN ERROR,—REGISTER 2 CONTAINS THE ERROR REASON CODE—▶▶

An unrecoverable occurred in module IATLVIN during LOCATE processing. The LOCATE function cannot be used.

**System action:** The LOCATE FCT is reinstated but LOCATE functions may be lost. A DM111 dump is taken.

**Operator response:** To restart the LOCATE FCT, perform a hotstart. Keep the system error log and dump; contact your system programmer.

**System programmer response:** Use the system error log and dump to determine the error.

**Module:**

Containing	Detecting	Issuing
IATFSLG	IATLVIN	IATFSLG

**Routing Code:** 10

**Descriptor Code:** 3,4

---

**IAT3720****Explanation:**

▶▶—INVALID IATYECF CONTROL BLOCK—▶▶

This message is embedded in the IAT3713 multi-line message as part of the JES3 failure logout.

**Operator response:** See message IAT3713.

**Module:**

Containing	Detecting	Issuing
IATFSLG	IATDYDR	IATFSLG
IATFSLG	IATIIDS	IATFSLG
IATFSLG	IATIIEN	IATFSLG

**Routing Code:** 10

**Descriptor Code:** 3,4

---

**IAT3721****Explanation:**

▶▶—IATXIOX COULD NOT FIND POSTED ECF—▶▶

This message is embedded in the IAT3713 multi-line message as part of the JES3 failure logout.

**Operator response:** See message IAT3713.

**Module:**

Containing	Detecting	Issuing
IATFSLG	IATDYDR	IATFSLG

**Routing Code:** 10

**Descriptor Code:** 3,4

## IAT3722 • IAT3724

---

### IAT3722

**Explanation:**

▶▶—ERROR WHEN IATXJCT HAS BEEN ISSUED—DURING DYNAL FIRST LEVEL ERROR RECOVERY—▶▶

This message is embedded in the IAT3713 multi-line message as part of the JES3 failure logout.

**Operator response:** See message IAT3713.

**Module:**

Containing	Detecting	Issuing
IATFSLG	IATDYSB	IATFSLG

**Routing Code:** 10

**Descriptor Code:** 3,4

---

### IAT3723

**Explanation:**

▶▶—INVALID DJST CONTROL BLOCK—▶▶

This message is embedded in the IAT3713 multi-line message as part of the JES3 failure logout.

**Operator response:** See message IAT3713.

**Module:**

Containing	Detecting	Issuing
IATFSLG	IATDYDR	IATFSLG
IATFSLG	IATDYSB	IATFSLG

**Routing Code:** 10

**Descriptor Code:** 3,4

---

### IAT3724

**Explanation:**

▶▶—ERROR WHEN JESMSGLG HAS BEEN ISSUED—DURING A DYNAL ALLOCATION REQUEST—▶▶

This message is embedded in the IAT3713 multi-line message as part of the JES3 failure logout.

**Operator response:** See message IAT3713.

**Module:**

Containing	Detecting	Issuing
IATFSLG	IATDYDR	IATFSLG

**Routing Code:** 10

**Descriptor Code:** 3,4

---

---

**IAT3726****Explanation:**

▶▶— ILLEGAL USE OR ALLOCATION COUNT INDEX— PARAMETER PASSED TO ERROR RECOVERY—▶▶

This message is embedded in the IAT3713 multi-line message as part of the JES3 failure logout.

**Operator response:** See message IAT3713.

**Module:**

Containing	Detecting	Issuing
IATFSLG	IATDYSB	IATFSLG

**Routing Code:** 10

**Descriptor Code:** 3,4

---

**IAT3727****Explanation:**

▶▶—USE OR ALLOCATION COUNT—OVERFLOW CONDITION DETECTED—DURING DYNAL ALLOCATION—▶▶

This message is embedded in the IAT3713 multi-line message as part of the JES3 failure logout.

**Operator response:** See message IAT3713.

**Module:**

Containing	Detecting	Issuing
IATFSLG	IATDYDR	IATFSLG

**Routing Code:** 10

**Descriptor Code:** 3,4

---

**IAT3728****Explanation:**

▶▶—THE FCT ISSUED AN APUTMAIN WITH A—SIZE AND AREA OF ZERO—▶▶

This message is imbedded in the IAT3713 multi-line message as part of the JES3 failure logout.

**Operator response:** See message IAT3713.

**Module:**

Containing	Detecting	Issuing
IATFSLG	IATGRGM	IATFSLG

**Routing Code:** 10

**Descriptor Code:** 3,4

## IAT3729 • IAT3731

---

### IAT3729

#### Explanation:

▶▶—FAILURE EXPLANATION—▶▶

This message precedes any failure explanation (messages IAT3713, IAT3720 through IAT3726 and IAT3730 through IAT3799) that are given as part of the error console logout for a DMxxx code. This message is embedded in the IAT3713 multi-line message as part of the JES3 failure logout.

**System action:** JES3 issues the appropriate failure explanation (one of the messages IAT3717 and IAT3730 through IAT3793) in the console error logout.

**Operator response:** None. This is an informational message.

#### Module:

Containing	Detecting	Issuing
IATFSLG	IATFSLG	IATFSLG

**Routing Code:** 10

**Descriptor Code:** 3,4

---

### IAT3730

#### Explanation:

▶▶—AN ERROR OCCURRED DURING ALOAD EXECUTION.—THE REQUESTED MODULE NAME IS IN REGS 2-3.—▶▶

▶—SEE DIAGNOSIS DOCUMENT FOR REGISTER USAGE.—▶▶

This message is embedded in the IAT3713 multi-line message as part of the JES3 failure logout.

**Operator response:** See message IAT3713.

#### Module:

Containing	Detecting	Issuing
IATFSLG	IATGRDL	IATFSLG

**Routing Code:** 10

**Descriptor Code:** 3,4

---

### IAT3731

#### Explanation:

▶▶—OPERATOR ISSUED—AN \*FAIL DSPNAME COMMAND.—▶▶

This message is embedded in the IAT3713 multi-line message as part of the JES3 failure logout.

**Operator response:** See message IAT3713.

#### Module:

Containing	Detecting	Issuing
IATFSLG	IATCNIN	IATFSLG

**Routing Code:** 10

**Descriptor Code:** 3,4



---

IAT3732**Explanation:**

▶▶—AN AOPEN MACRO HAS BEEN ISSUED—AND THE FDB ADDRESS FOR THE FILE—ALREADY EXISTS—▶▶  
 ▶—IN THE JES3SDM FILE DIRECTORY (FD).—▶▶

This message is embedded in the IAT3713 multi-line message as part of the JES3 failure logout.

**Operator response:** See message IAT3713.

**Module:**

Containing	Detecting	Issuing
IATFSLG	IATDMNC	IATFSLG

**Routing Code:** 10

**Descriptor Code:** 3,4

---

## IAT3733

**Explanation:**

▶▶—AN I/O REQUEST TO JES3SDM—ON A MULTI RECORD FILE—FDB IS ISSUED AND THE FDB ADDRESS—▶▶  
 ▶—FOR THE FILE DOES NOT EXIST IN THE—JES3SDM FILE DIRECTORY (FD).—▶▶

This message is embedded in the IAT3713 multi-line message as part of the JES3 failure logout.

**Operator response:** See message IAT3713.

**Module:**

Containing	Detecting	Issuing
IATFSLG	IATDMDT	IATFSLG
IATFSLG	IATDMNC	IATFSLG
IATFSLG	IATOSSI	IATFSLG

**Routing Code:** 10

**Descriptor Code:** 3,4

---

## IAT3734

**Explanation:**

▶▶—A JES3SDM OPENED INPUT MULTI RECORD FILE— IS TERMINATED WITHOUT EOF FOR THE DATASET.—▶▶  
 ▶—JES3SDM FILE DIRECTORY (FD).—▶▶

This message is embedded in the IAT3713 multi-line message as part of the JES3 failure logout.

**Operator response:** See message IAT3713.

**Module:**

Containing	Detecting	Issuing
IATFSLG	IATDMDT	IATFSLG
IATFSLG	IATDMNC	IATFSLG
IATFSLG	IATOSSI	IATFSLG

## IAT3735 • IAT3737

**Routing Code:** 10

**Descriptor Code:** 3,4

---

### IAT3735

**Explanation:**

▶▶—A WRITE OPERATION HAS BEEN REQUESTED—FOR A JES3SDM SINGLE RECORD FILE AND THE—  
▶—FIRST WORD OF THE FDB DOES NOT CONTAIN THE—PROPER BUFFER ADDRESS—

The message is imbedded in the IAT3713 failsoft multi-line message as part of the JES3 failure logout.

**Operator response:** See message IAT3713.

**Module:**

Containing	Detecting	Issuing
IATFSLG	IATDMNC	IATFSLG

**Routing Code:** 10

**Descriptor Code:** 3,4

---

### IAT3736

**Explanation:**

▶▶—A JESREAD MACRO HAS BEEN ISSUED ON A—JES3SDM SINGLE RECORD FILE AND THE FIRST WORD—  
▶—OF THE FDB CONTAINS ZEROS, OR THE VALIDATION—IDENTIFIER DID NOT MATCH WITH THE BUFFER CONTENTS.—

This message is embedded in the IAT3713 multi-line message as part of the JES3 failure logout.

**Operator response:** See message IAT3713.

**Module:**

Containing	Detecting	Issuing
IATFSLG	IATDMNC	IATFSLG
IATFSLG	IATOSSI	IATFSLG

**Routing Code:** 10

**Descriptor Code:** 3,4

---

### IAT3737

**Explanation:**

▶▶—A BUFFER ADDRESS TO BE RETURNED—TO THE JES3SDM BUFFER POOL VIA AN—APUTBUF MACRO IS INVALID.—

This message is embedded in the IAT3713 multi-line message as part of the JES3 failure logout.

**Operator response:** See message IAT3713.

**Module:**

Containing	Detecting	Issuing
IATFSLG	IATDMNC	IATFSLG

**Routing Code:** 10

**Descriptor Code:** 3,4

**IAT3738**

**Explanation:**

▶▶—AN ACLOSE MACRO HAS BEEN ISSUED AND— NO ENTRY EXISTS IN THE JES3SDM FILE DIRECTORY—▶▶  
 ▶—(FD) FOR THE FDB ADDRESS SUPPLIED.—▶▶

This message is embedded in the IAT3713 multi-line message as part of the JES3 failure logout.

**Operator response:** See message IAT3713.

**Module:**

Containing	Detecting	Issuing
IATFSLG	IATDMNC	IATFSLG

**Routing Code:** 10

**Descriptor Code:** 3,4

**IAT3739**

**Explanation:**

▶▶—ILLEGAL INTERCOM COMMAND WAS ISSUED—▶▶

This message is embedded in the IAT3713 multi-line message as part of the JES3 failure logout.

**Operator response:** See message IAT3713.

**Module:**

Containing	Detecting	Issuing
IATFSLG	IATDMNC	IATFSLG

**Routing Code:** 10

**Descriptor Code:** 3,4

**IAT3740**

**Explanation:**

▶▶—NO JOB TAT WAS PROVIDED ON AN AOPEN OF A—JES3SDM OUTPUT MULTI RECORD FILE OR ON AN—▶▶  
 ▶— AWRITE OF A NEW SINGLE RECORD FILE.—▶▶

This message is embedded in the IAT3713 multi-line message as part of the JES3 failure logout.

**Operator response:** See message IAT3713.

**Module:**

Containing	Detecting	Issuing
IATFSLG	IATDMNC	IATFSLG

**Routing Code:** 10

## IAT3741 • IAT3743

Descriptor Code: 3,4

---

### IAT3741

**Explanation:**

▶▶—A TRACK GROUP BEING RETURNED TO—THE PARTITION TRACK—ALLOCATION TABLE (TAT) ALREADY—▶▶  
▶—EXISTS IN THE TAT,—THE JOB TAT DOES NOT CONTAIN—THE TAT IDENTIFIER,—OR A PURGE OF A SINGLE—▶  
▶—RECORD FILE BACK INTO THE SINGLE—TRACK TABLE (STT) HAS—BEEN ATTEMPTED AND THE TRACK—▶  
▶— ADDRESS ALREADY EXISTS IN THE STT.—▶▶

This message is embedded in the IAT3713 multi-line message as part of the JES3 failure logout.

**Operator response:** See message IAT3713.

**Module:**

Containing	Detecting	Issuing
IATFSLG	IATDMTK	IATFSLG

Routing Code: 10

Descriptor Code: 3,4

---

### IAT3742

**Explanation:**

▶▶—AN I/O REQUEST TO JES3SDM—ON A MULTI RECORD FILE IS ISSUED—FOR A FILE THAT IS NOT OPEN.—▶▶

This message is embedded in the IAT3713 multi-line message as part of the JES3 failure logout.

**Operator response:** See message IAT3713.

**Module:**

Containing	Detecting	Issuing
IATFSLG	IATDMDT	IATFSLG

Routing Code: 10

Descriptor Code: 3,4

---

### IAT3743

**Explanation:**

▶▶—A COUNT SPECIFIED IN EITHER—AN ALOCATE OR ABLOCK MACRO—CAN NOT BE PROCESSED BY JES3SDM.—▶▶

This message is embedded in the IAT3713 multi-line message as part of the JES3 failure logout.

**Operator response:** See message IAT3713.

**Module:**

Containing	Detecting	Issuing
IATFSLG	IATDMDT	IATFSLG

Routing Code: 10

Descriptor Code: 3,4

---

#### IAT3744

##### Explanation:

▶▶—AN FDB PASSED TO THE ATRACK  
APURGE ROUTINE— IN JES3SDM IS NOT VALID—▶▶

This message is embedded in the IAT3713 multi-line message as part of the JES3 failure logout.

**Operator response:** See message IAT3713.

##### Module:

Containing	Detecting	Issuing
IATFSLG	IATDMTK	IATFSLG

Routing Code: 10

Descriptor Code: 3,4

---

#### IAT3745

##### Explanation:

▶▶—A SINGLE RECORD FILE FDB PASSED TO THE— JES3SDM PURGE ROUTINE VIA THE APURGE MACRO—▶▶  
 ▶— CONTAINS A TRACK ADDRESS WHICH DOES NOT EXIST— IN THE SINGLE TRACK TABLE (STT).—▶▶

This message is embedded in the IAT3713 multi-line message as part of the JES3 failure logout.

**Operator response:** See message IAT3713.

##### Module:

Containing	Detecting	Issuing
IATFSLG	IATDMST	IATFSLG

Routing Code: 10

Descriptor Code: 3,4

---

#### IAT3746

##### Explanation:

▶▶—AN AOPEND MACRO HAS BEEN ISSUED—FOR A JES3SDM—MULTI RECORD FILE THAT IS OPEN.—▶▶

This message is embedded in the IAT3713 multi-line message as part of the JES3 failure logout.

**Operator response:** See message IAT3713.

##### Module:

Containing	Detecting	Issuing
IATFSLG	IATDMDT	IATFSLG

Routing Code: 10

Descriptor Code: 3,4

## IAT3747 • IAT3749

---

### IAT3747

#### Explanation:

▶▶—AN AOPEND MACRO IS ISSUED—FOR A JES3SDM MULTI RECORD—  
▶—FILE AND THE LAST DATA BUFFER DOES NOT CONTAIN—AN END OF DATA (EOD).—

This message is embedded in the IAT3713 multi-line message as part of the JES3 failure logout.

**Operator response:** See message IAT3713.

#### Module:

Containing	Detecting	Issuing
IATFSLG	IATDMDT	IATFSLG

**Routing Code:** 10

**Descriptor Code:** 3,4

---

### IAT3748

#### Explanation:

▶▶—AN ALOCATE MACRO IS ISSUED—FOR A JES3SDM OUTPUT—MULTI RECORD FILE AND THE PREVIOUS CALL FOR—  
▶—THE FILE WAS ALSO AN ALOCATE.—

This message is embedded in the IAT3713 multi-line message as part of the JES3 failure logout.

**Operator response:** See message IAT3713.

#### Module:

Containing	Detecting	Issuing
IATFSLG	IATDMDT	IATFSLG

**Routing Code:** 10

**Descriptor Code:** 3,4

---

### IAT3749

#### Explanation:

▶▶—TWO SUCCESSIVE ABLOCK MACROS HAVE BEEN ISSUED—  
▶—AGAINST A JES3SDM OUTPUT MULTI RECORD FILE WITHOUT AN—  
▶—ALOCATE MACRO, OR AN ABLOCK WITHOUT A PRIOR ALOCATE.—

This message is embedded in the IAT3713 multi-line message as part of the JES3 failure logout.

**Operator response:** See message IAT3713.

#### Module:

Containing	Detecting	Issuing
IATFSLG	IATDMDT	IATFSLG

**Routing Code:** 10

**Descriptor Code:** 3,4

---

**IAT3750**

**Explanation:**

▶▶—ERROR ENCOUNTERED WHILE USING—MACRO IATXRABC OR JDSGET—▶▶

An error return was received from the IATXRABC or JDSGET macros issued from IATIICC or IATIHDR.

**Operator response:** See message IAT3713.

**Module:**

Containing	Detecting	Issuing
IATFSLG	IATIICC	IATFSLG
IATFSLG	IATIHDR	IATFSLG

**Routing Code:** 10

**Descriptor Code:** 3,4

---

**IAT3751**

**Explanation:**

▶▶—THE VALIDATION FIELD (VALID) IN THE DATA— BUFFER JUST INPUT FOR A MULTI RECORD FILE DOES NOT—▶▶

▶—MATCH THE VALID IN THE JES3SDM FILE DIRECTORY (FD).—▶▶

This message is embedded in the IAT3713 multi-line message as part of the JES3 failure logout.

**Operator response:** See message IAT3713.

**Module:**

Containing	Detecting	Issuing
IATFSLG	IATIICC	IATFSLG
IATFSLG	IATOSSI	IATFSLG

**Routing Code:** 10

**Descriptor Code:** 3,4

---

**IAT3752**

**Explanation:**

▶▶—ERROR CONDITIONS OTHER THAN— I/O ERRORS WERE DETECTED DURING ERROR—▶▶

▶— RECOVERY FOR A SPOOL I/O ERROR, OR SPOOL I/O— DID NOT TERMINATE NORMALLY. REGISTER 2—▶▶

▶—CONTAINS THE ERROR CODE—▶▶

The error recovery processing for a spool I/O error could not be completed. This message is embedded in the IAT3713 multi-line message.

**Operator response:** See message IAT3713.

**Module:**

## IAT3753 • IAT3755

**Containing**  
IATFSLG

**Detecting**  
IATDMER

**Issuing**  
IATFSLG

**Routing Code:** 10

**Descriptor Code:** 3,4

---

**IAT3753**

**Explanation:**

▶▶—THE DSP RETURNED TO JSS DRIVER—WITH AN OPEN SPOOL FILE.—◀◀

This message is embedded in the IAT3713 multi-line message as part of the JES3 failure logout.

**Operator response:** See message IAT3713.

**Module:**

**Containing**  
IATFSLG

**Detecting**  
IATGRJR

**Issuing**  
IATFSLG

**Routing Code:** 10

**Descriptor Code:** 3,4

---

**IAT3754**

**Explanation:**

▶▶—JES3 JOB QUEUE CHECKPOINT—CANNOT BE READ OR IS IN ERROR.—◀◀

This message is embedded in the IAT3713 multi-line message as part of the JES3 failure logout.

**Operator response:** See message IAT3713.

**Module:**

**Containing**  
IATFSLG

**Detecting**  
IATINAL

**Issuing**  
IATFSLG

**Routing Code:** 10

**Descriptor Code:** 3,4

---

**IAT3755**

**Explanation:**

▶▶—ERROR ACCESSING SYSOUT DATA SET—JOB NUMBER IS IN REGISTER 3.—◀◀

This message is embedded in the IAT3713 multi-line message as part of the JES3 failure logout.

**Operator response:** See message IAT3713.

**Module:**

**Containing**  
IATFSLG

**Detecting**  
IATOSPC, IATOSSO

**Issuing**  
IATFSLG

**Routing Code:** 10



**Descriptor Code:** 3

---

**IAT3757**

**Explanation:**

▶▶—AN UNRECOVERABLE ERROR— OCCURRED CONSTRUCTING JDS ENTRIES BY—————▶▶  
 ▶— AN INPUT SERVICE INTERPRETER JOB.—▶▶

This message is embedded in the IAT3713 multi-line message as part of the JES3 failure logout.

**Operator response:** See message IAT3713.

**Module:**

Containing	Detecting	Issuing
IATFSLG	IATISFR	IATFSLG

**Routing Code:** 10

**Descriptor Code:** 3,4

---

**IAT3758**

**Explanation:**

▶▶—THE FCT ENQUEUED ON— A RESOURCE IT ALREADY OWNS.—▶▶

This message is embedded in the IAT3713 multi-line message as part of the JES3 failure logout.

**Operator response:** See message IAT3713.

**Module:**

Containing	Detecting	Issuing
IATFSLG	IATGRRQ	IATFSLG

**Routing Code:** 10

**Descriptor Code:** 3,4

---

**IAT3759**

**Explanation:**

▶▶—AN ERROR OCCURRED IN JOB— VALIDATION I/O SERVICES—————▶▶

This message is embedded in the IAT3713 multi-line message as part of the JES3 failure logout.

**Operator response:** See message IAT3713.

**Module:**

Containing	Detecting	Issuing
IATFSLG	IATDMVIO	IATFSLG

**Routing Code:** 10

**Descriptor Code:** 3,4

## IAT3760 • IAT3762

---

### IAT3760

#### Explanation:

▶▶—AN ERROR OCCURRED DURING—IATXSYSU PROCESSING—◀◀

An error occurred while attempting to create a SYSUNITS entry through the IATXSYSU macro during \*MODIFY,CONFIG processing. This message is embedded in the IAT3713 multi-line message as part of the JES3 failure logout.

**Operator response:** See message IAT3713.

#### Module:

Containing	Detecting	Issuing
IATFSLG	IATINDEV	IATFSLG

**Routing Code:** 10

**Descriptor Code:** 3,4

---

### IAT3761

#### Explanation:

▶▶—AN ERROR OCCURRED DURING—SWB UPDATE (IATXSWBU) PROCESSING—◀◀

An error occurred while attempting to update the output SWB's on spool for a job. This message is embedded in the IAT3713 multi-line message as part of the JES3 failure logout.

**Operator response:** See message IAT3713.

#### Module:

Containing	Detecting	Issuing
IATFSLG	IATOSSWB	IATFSLG

---

### IAT3762

#### Explanation:

▶▶—A GENERALIZED SUBTASK WAS— CANCELED WHEN THE ATTACHING FCT WAS TERMINATED—◀◀

This message is embedded in the IAT3713 multi-line message as part of the JES3 failure logout.

**Operator response:** See message IAT3713.

#### Module:

Containing	Detecting	Issuing
IATFSLG	IATGRGS	IATFSLG

**Routing Code:** 10

**Descriptor Code:** 3,4

---

**IAT3764****Explanation:**

▶▶—THE RESQUEUE ENTRIES HAVE—BEEN ACCESSED INCORRECTLY.—▶▶

This message is embedded in the IAT3713 multi-line message as part of the JES3 failure logout.

**Operator response:** See message IAT3713.

**Module:**

Containing	Detecting	Issuing
IATFSLG	IATGRRQ	IATFSLG

**Routing Code:** 10

**Descriptor Code:** 3,4

---

**IAT3766****Explanation:**

▶▶—THE DSP RETURNED TO JSS—DRIVER WITH OUTSTANDING SAVE AREAS.—▶▶

This message is embedded in the IAT3713 multi-line message as part of the JES3 failure logout.

**Operator response:** See message IAT3713.

**Module:**

Containing	Detecting	Issuing
IATFSLG	IATGRJR	IATFSLG

**Routing Code:** 10

**Descriptor Code:** 3,4

---

**IAT3767****Explanation:**

▶▶—THE SCHEDULER ELEMENT FOR—THE DSP COULD NOT BE FOUND IN THE JDAB WHILE—▶▶

▶—PROCESSING A LOGOUT REQUEST.—▶▶

This message is embedded in the IAT3713 multi-line message as part of the JES3 failure logout.

**Operator response:** See message IAT3713.

**Module:**

Containing	Detecting	Issuing
IATFSLG	IATGRLG	IATFSLG

**Routing Code:** 10

**Descriptor Code:** 3,4

---

## IAT3768 • IAT3770

---

IAT3768

**Explanation:**

▶▶—THE DSP ISSUED A LOGOUT—MACRO WITHOUT A PRECEDING LOGIN MACRO.—————▶▶

This message is embedded in the IAT3713 multi-line message as part of the JES3 failure logout.

**Operator response:** See message IAT3713.

**Module:**

Containing	Detecting	Issuing
IATFSLG	IATGRLG	IATFSLG

**Routing Code:** 10

**Descriptor Code:** 3,4

---

IAT3769

**Explanation:**

▶▶—THE FCT ISSUED A LOGOUT—MACRO WITHOUT CHAINING A RESQUEUE ENTRY.—————▶▶

This message is embedded in the IAT3713 multi-line message as part of the JES3 failure logout.

**Operator response:** See message IAT3713.

**Module:**

Containing	Detecting	Issuing
IATFSLG	IATGRLG	IATFSLG

**Routing Code:** 10

**Descriptor Code:** 3,4

---

IAT3770

**Explanation:**

▶▶—THE FCT ISSUED AN— AGETMAIN FOR ZERO CORE.—————▶▶

This message is embedded in the IAT3713 multi-line message as part of the JES3 failure logout.

**Operator response:** See message IAT3713.

**Module:**

Containing	Detecting	Issuing
IATFSLG	IATGRGM	IATFSLG

**Routing Code:** 10

**Descriptor Code:** 3,4

---

**IAT3771****Explanation:**

▶▶—THE FCT ISSUED AN—APUTMAIN FOR AN AREA NOT ON A DOUBLE WORD BOUNDARY.—▶▶

This message is embedded in the IAT3713 multi-line message as part of the JES3 failure logout.

**Operator response:** See message IAT3713.

**Module:**

Containing	Detecting	Issuing
IATFSLG	IATGRGM	IATFSLG

**Routing Code:** 10

**Descriptor Code:** 3,4

---

**IAT3772****Explanation:**

▶▶—APUTMAIN RECEIVED A NON-ZERO—RETURN CODE FROM A CONDITIONAL FREEMAIN.—▶▶

This message is embedded in the IAT3713 multi-line message as part of the JES3 failure logout.

**Operator response:** See message IAT3713.

**Module:**

Containing	Detecting	Issuing
IATFSLG	IATGRGM	IATFSLG

**Routing Code:** 10

**Descriptor Code:** 3,4

---

**IAT3773****Explanation:**

▶▶—MDS INVALID CONTROL BLOCK.—▶▶

This message is embedded in the IAT3713 multi-line message as part of the JES3 failure logout.

**Operator response:** See message IAT3713.

**Module:**

Containing	Detecting	Issuing
IATFSLG	IATMDAL	IATFSLG
IATFSLG	IATMDAR	IATFSLG
IATFSLG	IATMDBK	IATFSLG
IATFSLG	IATMDFE	IATFSLG
IATFSLG	IATMDRS	IATFSLG
IATFSLG	IATMDSB	IATFSLG
IATFSLG	IATMDSL	IATFSLG
IATFSLG	IATMDVE	IATFSLG

**Routing Code:** 10

## IAT3774 • IAT3776

Descriptor Code: 3,4

---

IAT3774

**Explanation:**

▶▶—NONZERO RETURN CODE FROM JQE/JCT ACCESS.—▶▶

This message is embedded in the IAT3713 multi-line message as part of the JES3 failure logout.

**Operator response:** See message IAT3713.

**Module:**

Containing	Detecting	Issuing
IATFSLG	Any DSP	IATFSLG

Routing Code: 10

Descriptor Code: 3,4

---

IAT3775

**Explanation:**

▶▶—EARLY VOL RELEASE ERROR.—▶▶

This message is embedded in the IAT3713 multi-line message as part of the JES3 failure logout.

**Operator response:** See message IAT3713.

**Module:**

Containing	Detecting	Issuing
IATFSLG	IATMDBK	IATFSLG

Routing Code: 10

Descriptor Code: 3,4

---

IAT3776

**Explanation:**

▶▶—ERROR OCCURRED—ACCESSING NET CONTROL BLOCKS.—▶▶

This message is embedded in the IAT3713 multi-line message as part of the JES3 failure logout.

**Operator response:** See message IAT3713.

**Module:**

Containing	Detecting	Issuing
IATFSLG	IATDCNC	IATFSLG

Routing Code: 10

Descriptor Code: 3,4

---

---

IAT3777**Explanation:**

▶▶—AN ERROR OCCURRED DURING DSPSERV—FOR A JES3 DATA SPACE—R6 = REASON CODE, R7 = RETURN CODE—▶▶

The message is imbedded in the IAT3713 failsoft multi-line message as part of the JES3 failure logout for a DM098 failure.

**System action:** The JES3 address space is ended.

**Operator response:** See message IAT3713.

**Programmer response:** See Chapter 30, “Problem Determination,” on page 1135.

**Problem determination:** Use message IAT3713 and the System Programmer Response for DM098 in *z/OS JES3 Diagnosis Reference* to determine the cause of the error.

**Module:**

Containing	Detecting	Issuing
IATFSLG	IATABRT	IATFSLG

**Routing Code:** 10

**Descriptor Code:** 3,4

---

## IAT3778

**Explanation:**

▶▶—AN ABACKR MACRO HAS—BEEN ISSUED TO JES3SDM AGAINST AN OUTPUT FILE.—▶▶

This message is embedded in the IAT3713 multi-line message as part of the JES3 failure logout.

**Operator response:** See message IAT3713.

**Module:**

Containing	Detecting	Issuing
IATFSLG	IATDMDT	IATFSLG

**Routing Code:** 10

**Descriptor Code:** 3,4

---

## IAT3779

**Explanation:**

▶▶—AN I/O REQUEST HAS BEEN ISSUED—TO JES3SDM AND THE TRACK ADDRESS PASSED—▶▶

▶▶—TO THE DISK I/O ROUTINE IS NOT VALID.—▶▶

This message is embedded in the IAT3713 multi-line message as part of the JES3 failure logout.

**Operator response:** See message IAT3713.

**Module:**

Containing	Detecting	Issuing
IATFSLG	IATDMDT	IATFSLG
IATFSLG	IATDMNC	IATFSLG

## IAT3780 • IAT3782

**Containing**  
IATFSLG

**Detecting**  
IATOSSI

**Issuing**  
IATFSLG

**Routing Code:** 10

**Descriptor Code:** 3,4

---

**IAT3780**

**Explanation:**

▶▶—AN ARELEASE MACRO HAS BEEN— ISSUED ON A JES3SDM SINGLE RECORD FILE AND—————▶  
▶—THE FIRST WORD OF THE FDB CONTAINS ZEROS,—OR DOES NOT CONTAIN A BUFFER ADDRESS.—▶▶

This message is embedded in the IAT3713 multi-line message as part of the JES3 failure logout.

**Operator response:** See message IAT3713.

**Module:**

**Containing**  
IATFSLG

**Detecting**  
IATDMNC

**Issuing**  
IATFSLG

**Routing Code:** 10

**Descriptor Code:** 3,4

---

**IAT3781**

**Explanation:**

▶▶—A RECOVERED I/O ERROR—ON A JES3SDM OUTPUT FILE—REQUIRED THE REPLACEMENT OF THE ORIGINAL—————▶  
▶—TRACK ADDRESS.—▶▶

This message is embedded in the IAT3713 multi-line message as part of the JES3 failure logout.

**Operator response:** See message IAT3713.

**Module:**

**Containing**  
IATFSLG  
IATFSLG  
IATFSLG  
IATFSLG

**Detecting**  
IATDMDT  
IATDMNC  
IATINRN  
IATOSSI

**Issuing**  
IATFSLG  
IATFSLG  
IATFSLG  
IATFSLG

**Routing Code:** 10

**Descriptor Code:** 3,4

---

**IAT3782**

**Explanation:**

▶▶—AN UNRECOVERABLE I/O ERROR—WAS ENCOUNTERED ON A JES3SDM FILE.—▶▶

This message is embedded in the IAT3713 multi-line message as part of the JES3 failure logout.

**Operator response:** See message IAT3713.



**Module:**

Containing	Detecting	Issuing
IATFSLG	IATDMDT	IATFSLG
IATFSLG	IATDMNC	IATFSLG
IATFSLG	IATOSI	IATFSLG

**Routing Code:** 10**Descriptor Code:** 3,4**IAT3783****Explanation:**

▶▶—A JES3SDM SINGLE RECORD FILE—TO BE USED DURING INITIALIZATION IS NOT AVAILABLE.—▶▶

This message is embedded in the IAT3713 multi-line message as part of the JES3 failure logout.

**Operator response:** See message IAT3713.

**Module:**

Containing	Detecting	Issuing
IATFSLG	IATDMDT	IATFSLG
IATFSLG	IATDMNC	IATFSLG

**Routing Code:** 10**Descriptor Code:** 3,4**IAT3784****Explanation:**

▶▶—DSP FAILED BY SNARJP—TERMINATION ROUTINE.—▶▶

This message is embedded in the IAT3713 multi-line message as part of the JES3 failure logout.

**Operator response:** Specify a dump and notify the system programmer. See message IAT3713.

**Module:**

Containing	Detecting	Issuing
IATFSLG	IATSNFI	IATFSLG

**Routing Code:** 10**Descriptor Code:** 3,4**IAT3785****Explanation:**

▶▶—NO TRACK GROUPS WERE AVAILABLE—TO JES3SDM FOR ALLOCATION DURING INITIALIZATION.—▶▶

This message is embedded in the IAT3713 multi-line message as part of the JES3 failure logout.

**Operator response:** See message IAT3713.

**Module:**

## IAT3786 • IAT3788

**Containing**  
IATFSLG

**Detecting**  
IATDMNC

**Issuing**  
IATFSLG

**Routing Code:** 10

**Descriptor Code:** 3,4

---

**IAT3786**

**Explanation:**

▶▶—SPOOL SPACE COULD NOT BE—ALLOCATED TO A MULTI RECORD—FILE OR A NEW SINGLE RECORD—▶▶  
▶—FILE DUE TO A JOB/DATA SET TAT ERROR—▶▶

This message is embedded in the IAT3713 multi-line message as part of the JES3 failure logout.

**Operator response:** See message IAT3713.

**Module:**

**Containing**  
IATFSLG  
IATFSLG

**Detecting**  
IATDMDT  
IATDMNC

**Issuing**  
IATFSLG  
IATFSLG

**Routing Code:** 10

**Descriptor Code:** 3,4

---

**IAT3787**

**Explanation:**

▶▶—A JSAM OUTPUT REQUEST—TO JES3SDM HAS BEEN INITIATED— ON A PROCESSOR OTHER THAN—GLOBAL.—▶▶

This message is embedded in the IAT3713 multi-line message as part of the JES3 failure logout.

**Operator response:** See message IAT3713.

**Module:**

**Containing**  
IATFSLG

**Detecting**  
Any DSP

**Issuing**  
IATFSLG

**Routing Code:** 10

**Descriptor Code:** 3,4

---

**IAT3788**

**Explanation:**

▶▶—AN ERROR OCCURRED DURING ALESERV—FOR A JES3 DATA SPACE—R6 = REASON CODE, R7 = RETURN CODE—▶▶

The message is imbedded in the IAT3713 failsoft multi-line message as part of the JES3 failure logout for a DM099 failure.

**System action:** The JES3 address space is ended.

**Operator response:** See message IAT3713.

**Programmer response:** See Chapter 30, "Problem Determination," on page 1135.

**Problem determination:** Use message IAT3713 and the System Programmer Response for DM099 in *z/OS JES3 Diagnosis Reference* to determine the cause of the error.

**Module:**

Containing	Detecting	Issuing
IATFSLG	IATABRT	IATFSLG

**Routing Code:** 10

**Descriptor Code:** 3,4

**IAT3789**

**Explanation:**

▶▶—JESMSG MACRO.—THE RETURN CODE IN R2 INDICATES:—X'04' - NO JDS FOUND—X'08' - NO JESMSG LG ENTRY—▶▶  
 ▶▶—X'0C' - INVALID REQUEST—X'10' - JSAM ERROR—X'14' - IATXJCT ERROR— X'18' - NO FDB—▶▶  
 ▶▶—X'1C' - INVALID RESQ—▶▶

This message is embedded in the IAT3713 multi-line message as part of the JES3 failure logout.

**Operator response:** See message IAT3713.

**Module:**

Containing	Detecting	Issuing
IATFSLG	IATGRJA	IATFSLG

**Routing Code:** 10

**Descriptor Code:** 3,4

**IAT3790**

**Explanation:**

▶▶—THE FCT ISSUED AN XPRT CLOSE—OR DATA MACRO WITHOUT PREVIOUS OPEN REQUEST.—▶▶

This message is embedded in the IAT3713 multi-line message as part of the JES3 failure logout.

**Operator response:** See message IAT3713.

**Module:**

Containing	Detecting	Issuing
IATFSLG	IATGRG1	IATFSLG

**Routing Code:** 10

**Descriptor Code:** 3,4

**IAT3791**

**Explanation:**

▶▶—INVALID RETURN CODE— SET BY USER EXIT 30.—▶▶

This message is embedded in the IAT3713 multi-line message as part of the JES3 failure logout.

## IAT3792 • IAT3794

**Operator response:** See message IAT3713.

**Module:**

Containing	Detecting	Issuing
IATFSLG	IATGRWQ	IATFSLG
IATFSLG	IATGRWP	IATFSLG

**Routing Code:** 10

**Descriptor Code:** 3,4

---

### IAT3792

**Explanation:**

▶▶—THE ATTACH MACRO ISSUED—TO START A GENERALIZED SUBTASK HAS FAILED.—▶▶

This message is embedded in the IAT3713 multi-line message as part of the JES3 failure logout.

**Operator response:** See message IAT3713.

**Module:**

Containing	Detecting	Issuing
IATFSLG	IATGRGS	IATFSLG

**Routing Code:** 10

**Descriptor Code:** 3,4

---

### IAT3793

**Explanation:**

▶▶—A GENERALIZED SUBTASK ABNORM.— TERMINATED WHILE PROCESSING A REQUEST FOR THIS FCT.—▶▶

This message is embedded in the IAT3713 multi-line message as part of the JES3 failure logout.

**Operator response:** See message IAT3713.

**Module:**

Containing	Detecting	Issuing
IATFSLG	IATGRGS	IATFSLG

**Routing Code:** 10

**Descriptor Code:** 3,4

---

### IAT3794

**Explanation:**

▶▶—RECURSIVE ABEND IN DISPDJC.—▶▶

This message is embedded in the IAT3713 multi-line message as part of the JES3 failure logout. A recursive failure has occurred in the DISPDJC DSP. This message is issued with DM955.

**Operator response:** Notify the system programmer and issue an \*CALL, DISPDJC command when the problem has been corrected.

**Module:**

<b>Containing</b> IATFSLG	<b>Detecting</b> IATUTDD	<b>Issuing</b> IATFSLG
------------------------------	-----------------------------	---------------------------

**Routing Code:** 10

**Descriptor Code:** 3,4

---

**IAT3795**

**Explanation:**

▶▶—ERROR OCCURRED—WHILE PROCESSING CONSOLE CELL POOLS—▶▶

This message is embedded in the IAT3713 multi-line message as part of the JES3 failure logout.

**Operator response:** See message IAT3713.

**Module:**

<b>Containing</b> IATFSLG	<b>Detecting</b> IATCNCN	<b>Issuing</b> IATFSLG
------------------------------	-----------------------------	---------------------------

**Routing Code:** 10

**Descriptor Code:** 3,4

---

**IAT3796**

**Explanation:**

▶▶—AN ERROR HAS OCCURRED— IN GMS IN IATMSMS. MESSAGE IAT2004 WILL DESCRIBE THE

▶—ERROR AND THE RECOVERY ACTION TAKEN.—▶▶

This message is embedded in the IAT3713 multi-line message as part of the JES3 failure logout.

**Operator response:** See message IAT3713.

**Module:**

<b>Containing</b> IATFSLG	<b>Detecting</b> IATMSMS	<b>Issuing</b> IATFSLG
------------------------------	-----------------------------	---------------------------

**Routing Code:** 10

**Descriptor Code:** 3,4

---

**IAT3797**

**Explanation:**

▶▶—ABEND IN IATDCNC UNRECOVERABLE—ERROR RTN—▶▶

An error occurred in the unrecoverable I/O error routine in module IATDCNC. This message is embedded in the abend processing for DM953.

**System action:** The FCT is failed.

**Operator response:** Notify the system programmer.

**Module:**

## IAT3799 • IAT3800

**Containing**  
IATFSLG

**Detecting**  
IATDCNC

**Issuing**  
IATFSLG

**Routing Code:** 10

**Descriptor Code:** 3,4

---

### IAT3799

**Explanation:**

▶▶—RJP ATTEMPTED TO ISSUE A—SECOND STARTIO WITHOUT AN INTERVENING CHANNEL END—▶▶

This message is embedded in the IAT3713 multi-line message as part of the JES3 failure logout.

**Operator response:** See message IAT3713.

**Module:**

**Containing**  
IATFSLG

**Detecting**  
IATRJM3

**Issuing**  
IATFSLG

**Routing Code:** 10

**Descriptor Code:** 3,4

---

### IAT3800

**Explanation:**

▶▶—SVC DUMP IN PROGRESS BY—*text*—▶▶

*text* is one of the following:

THE JES3 ADDRESS SPACE

FSS *fssname*, ASID=*asid*

JES3 is taking a dump.

**THE JES3 ADDRESS SPACE**

The JES3 address space is taking the dump.

**FSS** *fssname*, ASID=*asid*

The FSS address space is taking the dump.

*fssname* is the FSS name. *asid* is the address space id.

**Operator response:** None. This is an informational message.

**Module:**

**Containing**  
IATABNO

**Detecting**  
IATABNO

**Issuing**  
IATABNO

**Routing Code:** 10

**Descriptor Code:** 7,11

---

---

IAT3801**Explanation:**

▶▶—JES3 CONTROL BLOCK FORMAT COMPLETE—▶▶

A JES3 formatted dump has been written to JESABEND.

**System action:** JES3 continues processing.

**Operator response:** None. This is an informational message.

**Module:**

Containing	Detecting	Issuing
IATABN0	IATABN0	IATABN0

**Routing Code:** 10

**Descriptor Code:** 4

---

IAT3802**Explanation:**

▶▶—SDUMP—UNSUCCESSFUL BY MODULE—*module*:—RC=rc—RSN=rsn—▶▶  
       └─SDUMPX┘

An SDUMP/SDUMPX request issued by the indicated *module* was unsuccessful. Either the dump could not be taken or only a partial dump was produced.

**System action:** If the issuing module is IATABN0, JES3 attempts to produce a dump, SYSABEND or SYSUDUMP in IATABMN. If the issuing module is IATGRSV, no dump is taken and JES3 ends. If the issuing module is IATNTTCT or IATNTTXR, no dump is taken and the Netserv Communications Task retries processing one time.

**Operator response:** None. This is an informational message.

**Programmer response:** The return and reason codes are from SDUMP/SDUMPX macro. For a description, see *z/OS MVS Programming: Authorized Assembler Services Reference LLA-SDU*.

**Module:**

Containing	Detecting	Issuing
IATABN0	IATABN0	IATABN0
IATGRSV	IATGRSV	IATGRSV
IATNTTCT	IATNTTCT	IATNTTCT
IATNTTXR	IATNTTXR	IATNTTXR

**Routing Code:** 10

**Descriptor Code:** 3,4

---

IAT3803**Explanation:**

## IAT3804 • IAT3805

▶▶—VERBX COMMAND REJECTED;—

—UNDEFINED PARAMETER—
—INCORRECT PARAMETER LENGTH—
—INVALID PARAMETER COMBINATION—
—TRACE ID MAXIMUM EXCEEDED—
—INVALID TRACE ID—
—EMPTY OR UNBALANCED PARENTHESES—
—DUPLICATE PARAMETERS—
—PARAMETERS OUT OF ORDER—
—INVALID IN THIS ADDRESS SPACE—
—INVALID NUMERIC VALUE—

▶▶

This message is issued as a result of specifying the VERBX JES3 OPTION= xxx The parameter is not three characters or it is not a valid option as defined in *z/OS JES3 Diagnosis*.

**System action:** JES3 continues processing.

**System programmer response:** See *z/OS JES3 Diagnosis* for the values on the OPTION= xxx parameter.

**Module:**

Containing	Detecting	Issuing
IATABPR	IATABPR	IATABPR

**Routing Code:** Note 19

**Descriptor Code:** –

---

### IAT3804

**Explanation:**

▶▶—DAE SUCCESSFULLY SUPPRESSED THE DUMP—▶▶

Dump analysis and elimination (DAE) successfully suppressed the dump.

**System action:** If the issuing module is IATABN0, JES3 continues processing. If the issuing module is IATNTTCT or IATNTTXR, no dump is taken and the Netserv Communications Task retries processing one time.

**Operator response:** None. This is an informational message.

**Module:**

Containing	Detecting	Issuing
IATABN0	IATABN0	IATABN0
IATNTTCT	IATNTTCT	IATNTTCT
IATNTTXR	IATNTTXR	IATNTTXR

**Routing Code:** 10

**Descriptor Code:** 4

---

### IAT3805

**Explanation:**

▶▶—BAD VALIDATION FIELD DETECTED— IN AWRITE PROCESSING—▶▶

This message is embedded in the IAT3713 multi-line message as part of the JES3 failure logout.

**Operator response:** See message IAT3713.

**Module:**



**Containing**  
IATFSLG

**Detecting**  
IATFSLG

**Issuing**  
IATFSLG

**Routing Code:** 10

**Descriptor Code:** 3

#### IAT3806

##### Explanation:

►►—OSS FOUND WITH NO— MATCHING DISK OSE.—◄◄

A function control table (FCT) that was attempting to process output found an output service summary entry (OSS) in storage describing eligible output. However, no output scheduler element (OSE) describing the eligible output was found on the disk. This indicates a mismatch between the OSS and OSE control blocks.

If register 3 does not contain zeros, it contains the address of the OSS. Register 6 contains the address of the job's resqueue.

**System action:** The DSP fails with dump code DM206. JES3 will attempt to rebuild the OSS chain for the job and continue processing.

**System programmer response:** Determine the cause of the error from the DM206 dump.

##### Module:

**Containing**  
IATFSLG

**Detecting**  
IATOSWS  
IATOSPC

**Issuing**  
IATFSLG

#### IAT3807

##### Explanation:

►►—CONFIRM "RETURN"—COMMAND FOR—  
\*\*GLOBAL\*\* 'systemname'—(CONTINUE (U) OR CANCEL)—◄◄  
\*\*LOCAL\*\*

A potentially disruptive command, "RETURN" is about to be executed on processor 'systemname'. The processor is currently a global or local main as indicated in the message. If this command was entered with an incorrect prefix, this command may have inadvertently been routed to another processor when it was intended for the processor on which it was entered. Verify that this command should continue to be executed on the specified processor.

**System action:** None.

**Operator response:** The system programmer should reply 'U' or 'CONTINUE' to allow the command to be processed or 'CANCEL' to cancel the command.

This message is sent in response to a command to the console where the command was entered.

**Containing**  
IATCNIN

**Detecting**  
IATCNIN

**Issuing**  
IATCNIN

**Routing Code:** Note 18

**Descriptor Code:** 5

## IAT3809 • IAT3811

---

### IAT3809

#### Explanation:

►►—PREFIX—*prefix*—IGNORED - CPF REQUEST—ENCOUNTERED, RC=—*rc*,—RSN=—*rsn*,—  
►—FOR—  
    └—SYSPLEX—┘   └—*sysname*—┘

JES3 attempted to delete the prefix from the COMMAND PREFIX FACILITY (CPF) and received the specified return and reason code. If *SYSPLEX* is specified, the error occurred attempting to delete a sysplex-scoped prefix. If *sysname* is specified, the error occurred attempting to delete a system-scoped prefix on the indicated system.

**System action:** Depending on the error, the prefix definition may not have been deleted from the COMMAND PREFIX FACILITY (CPF). JES3 termination continues. If the JES3 address space is terminating, CPF will delete all prefixes defined by JES3. If the error occurs during DSI processing on a local processor which is to become the new global processor, the new global may not be able to successfully define its SYSTEM scoped prefixes to CPF.

**Operator response:** The system programmer can use the D OPDATA,PREFIX command to see which prefixes are defined to CPF in the sysplex.

**Containing**  
IATABMN

**Detecting**  
IATABMN

**Issuing**  
IATABMN

**Routing Code:** 10,Note 17,Note 18

**Descriptor Code:** 7,11

---

### IAT3810

#### Explanation:

►►—WARNING—JES3 DUMP FORMAT—ROUTINE EXCEEDED 3 MINUTES—

More than 3 minutes elapsed while a JES3 dump formatting routine was in control. This indicates a possible hang condition.

Each JES3 dump formatting routine is timed, as it is entered, not to exceed 3 minutes execution time.

**System action:** JES3 resumes formatting routine execution.

**Operator response:** Cancel the dump formatting job with the \*C,main,jjj,DUMP command.

**Problem determination:** See Table I, items 4, 5, 7, and 16; Table III item 7.

#### Module:

**Containing**  
IATABPR

**Detecting**  
IATABPR

**Issuing**  
IATABPR

**Routing Code:** 10

**Descriptor Code:** 7

---

### IAT3811

#### Explanation:

►►—*name*—TRACE TABLE NOT ACCESSIBLE—

The IPCS VERBEXIT JES3 subcommand was entered with the TABLE parameter, but the system cannot access the table. The table cannot be accessed because either:

- The specified trace table is not in the dump.

- The pointers to the trace table are not valid and the table cannot be accessed.

**System action:** The JES3 verb exit ends and IPCS processes the next control statement or subcommand. JES3 continues processing.

**System programmer response:** Reenter the IPCS subcommand with the correct value on the parameter.

**Module:**

Containing	Detecting	Issuing
IATABNB	IATABNB	IATABNB

**Routing Code:** Note 19

**Descriptor Code:** –

### IAT3812

**Explanation:**

▶▶—NO TRACE ENTRIES FOUND—◀◀

The IPCS VERBEXIT JES3 subcommand was entered with the ID or FCT parameters or both specified, but there are no trace entries found that match the search criteria.

**System action:** The JES3 verb exit ends and IPCS processes the next control statement or subcommand. JES3 continues processing.

**System programmer response:** Reenter the IPCS subcommand with the correct value on the subparameter.

**Module:**

Containing	Detecting	Issuing
IATABNB	IATABNB	IATABNB

**Routing Code:** Note 19

**Descriptor Code:** –

### IAT3813

**Explanation:**

▶▶—NO FAILSOFT LOGOUT INFORMATION FOUND—◀◀

The IPCS VERBEXIT JES3 subcommand was entered with OPTION=FSL, but the failsoft logout information does not exist in the dump.

**System action:** The JES3 verb exit ends and IPCS processes the next control statement or subcommand. JES3 continues processing.

**System programmer response:** None. This is an informational message.

**Module:**

Containing	Detecting	Issuing
IATABLG	IATABLG	IATABLG

**Routing Code:** Note 19

**Descriptor Code:** –

## IAT3814 • IAT3816

---

### IAT3814

#### Explanation:

▶▶—NO RSQ FOUND FOR—jobname  
jobnum—————▶▶

The IPCS VERBEXIT JES3 subcommand was entered with the *jobname* or *jobnum* parameter, but JES3 could not find the matching job name or job number within the resqueue chain.

Possible reasons the job could not be located are:

- Processing for the job completed
- Chaining for the resqueue chain is broken

**System action:** IPCS and JES3 continue processing.

**Programmer response:** None. This is an informational message.

#### Module:

Containing	Detecting	Issuing
IATABNL	IATABNL	IATABNL

**Routing Code:** Note 19

**Descriptor Code:** 7

---

### IAT3815

#### Explanation:

▶▶—JOB NOT FOUND,—JOBNAME=—*jobname*—JOBNUM=—*jobnum*—————▶▶

The system could not find the resqueue for the job name or job number specified in the message text.

**System action:** The system waits for the next command to process.

**Programmer response:** Enter an IPCS VERBEXIT subcommand with the JST option to view the active jobs.

#### Module:

Containing	Detecting	Issuing
IATABJST	IATABJST	IATABJST
IATABCBT	IATABCBT	IATABCBT
IATABPR	IATABPR	IATABPR

**Routing Code:** Note 19

**Descriptor Code:** —

---

### IAT3816

#### Explanation:

▶▶—JOBNAME OR JOBNUM MUST BE—SPECIFIED WITH OPTION=—*xxx*—————▶▶

The job name or job number was not specified with the OPTION= JST or CSBT in the IPCS VERBEXIT JES3 subcommand.

**System action:** The system waits for the next subcommand to process.

**Operator response:** Enter another subcommand.

#### Module:

<b>Containing</b> IATABPR	<b>Detecting</b> IATABPR	<b>Issuing</b> IATABPR
------------------------------	-----------------------------	---------------------------

**Routing Code:** Note 19

**Descriptor Code:** –

**IAT3817**

**Explanation:**

▶▶— *dsname*—IS NOT AVAILABLE— ALLOCATE THE DATE SET OR AN ALTERNATE—▶▶

▶— DATE SET UNDER DD 'IATTABL' THEN TRY AGAIN.—▶

JES3 cannot locate data set SYS1.SIATTBL0

**System programmer response:** Allocate data set SYS1.SIATTBL0 or allocate a data set that contains members IATIPCSC, IATIPCSG, and IATIPCSS with a DD statement that designates IATTABL as the DDNAME. Then, re-invoke the JES3 panel driver (IATJIPCS). The data set cannot be concatenated.

**Module:**

<b>Containing</b> IATJIPCS	<b>Detecting</b> IATJIPCS	<b>Issuing</b> IATJIPCS
-------------------------------	------------------------------	----------------------------

**Routing Code:** –

**Descriptor Code:** –

**IAT3818**

**Explanation:**

▶▶—MEMBER (IATIPCSx) IS NOT IN—*datasetname*.—▶▶

The data set does not have contain the specified member.  
In the message text:

*datasetname*

Specifies the name of the data set where IATJIPCS expected to fins the specified member, IATIPCSC, IATIPCSG, or IATIPCSS.

**System programmer response:** Copy the missing member to the specified data set and then re-invoke the JES3 panel driver (IATJIPCS).

**Module:**

<b>Containing</b> IATJIPCS	<b>Detecting</b> IATJIPCS	<b>Issuing</b> IATJIPCS
-------------------------------	------------------------------	----------------------------

**Routing Code:** –

**Descriptor Code:** –

**IAT3820**

**Explanation:**

▶▶—ERROR FORMATTING WSB/DVEN/LCB CHAINS—▶▶

## IAT3821 • IAT3822

An error was encountered in following the chain pointers for SNA RJP workstation control blocks. WSB, DVEN, and LCB are the name of these control blocks.

**System action:** Processing continues except for the formatting routine which ends.

**Operator response:** None. This is an informational message.

**Module:**

Containing	Detecting	Issuing
IATABNT	IATABNT	IATABNT

**Routing Code:** Note 19

**Descriptor Code:** –

---

### IAT3821

**Explanation:**

▶▶—ABRT SNAPPED TCB=—*tcbaddress*—ID=—*snapid*—RC=—*returncode*—▶▶

The SNAP macro has been issued for the task control block (TCB) associated with the failing function control table (FCT). The SNAP output is sent to DDNAME JES3SNAP. In the message text:

*tcbaddress*

The address of the TCB for which the SNAP macro was issued.

*snapid*

The ID printed in the identification heading with the dump. The ID is used to correlate the message with the correct dump.

*returncode*

The return code from the SNAP macro. See the SNAP macro in *z/OS MVS Programming: Authorized Assembler Services Reference SET-WTO* for return code definitions.

**System action:** JES3 continues processing.

**System programmer response:** Analyze the SNAP dump to determine the error and correct the problem.

Containing	Detecting	Issuing
IATABRT	IATABRT	IATABRT

---

### IAT3822

**Explanation:**

▶▶—NO - NODUMP, —U - OBTAIN SVC DUMP, —T - TERMINATE—

JES3
FSS

—ADDRESS SPACE—▶▶

This lists the valid dump options because one of the following conditions occurred:

- The operator issued a \*DUMP command for the JES3 global or a JES3 local address space.
- The operator issued a \*FAIL J=*jobno*,DUMP command for a job that was being processed by the JES3 global or a CI FSS.
- An unexpected error occurred.
- The operator issued a \*FAIL *fssname*,DUMP command for a CI FSS.
- A DSP encountered an error and issued a FAILDSP command with the DUMP=YES option.

Message IAT3714 is issued as a WTOR and identifies the address space requesting the dump as follows:

- For the JES3 global address space, the message contains the characters JES3 GLOBAL, and the main processor name.

- For a JES3 local address space, the message contains the characters JES3 LOCAL, and the main processor name.
- For an FSS address space, the message contains the FSS *fssname* and ASID.

**Note:** These messages are only issued if the installation specified WANTDUMP=ASK on the OPTIONS initialization statement, or WANTDUMP=YES was specified but WANTDUMP=ASK was assumed because more failures than the number specified on the LIMIT= parameter occurred during the time interval specified on the INTERVAL= parameter.

**System action:** JES3 or the FSS waits for the operator to reply to message IAT3714. If the operator gives an incorrect reply, the messages are displayed again.

If an error occurred, data management messages IEC501, IEC502 and IEC705 will be displayed on an MCS console.

**Operator response:** Notify the system programmer. Reply to message IAT3714 with one of the following options:

**NO** Do not take a dump  
**U** Obtain an SVC dump of the JES3 or FSS address space  
**T** End the JES3 or FSS address space

**Programmer response:** If a dump is needed (because of an unexpected error), tell the operator to specify U, otherwise specify NO.

**Module:**

<b>Containing</b>	<b>Detecting</b>	<b>Issuing</b>
IATABRT	IATABRT	IATABRT

**Routing Code:** 10

**Descriptor Code:** 2

**IAT3824**

**Explanation:**

▶▶—ABEND DMxxx— SUPPRESSED BY JES3 DUMP SUPPRESSION—▶▶

JES3 dump suppression suppressed a JES3 failure and no dump was produced.

**System action:** JES3 continues processing.

**Operator response:** None. This is an informational message.

**Module:**

<b>Containing</b>	<b>Detecting</b>	<b>Issuing</b>
IATABRT	IATABRT	IATABRT

**Routing Code:** 10

**Descriptor Code:** 4

**IAT3825**

**Explanation:**

▶▶—WARNING: FCT CHAIN ERROR,— FCTS LOST BETWEEN—*dspname1*—AND—*dspname2*—▶▶

An error was encountered during JES3 recovery while following the chain pointers for the FCT dispatching chain. To continue, the system has validated FCT control blocks from each end of the chain, and removed FCTs where errors were found. These represent the functions (DSPs) which execute in the JES3 address space.

In the message text:

## IAT3827 • IAT3828

### *dspname1*

The name of the DSP represented by the last valid FCT found starting at the top of the FCT chain.

### *dspname2*

The name of the DSP represented by the last valid FCT found when validation was begun at the end of the FCT chain.

Displayed if no valid FCT control blocks were found from one end of the chain or the other.

**System action:** JES3 processing continues.

**Operator response:** Notify the system programmer. Call the JES3 dumpcore (DC) utility, then use the OPTION=FCT command option to determine if critical functions (DSPs) have been lost. If this is the case, a JES3 hotstart should be scheduled.

If the message contains '\*\*\*\*\*', the chain was badly damaged and cannot be sufficiently mended. Issue a \*DUMP command and restart JES3.

**Programmer response:** Compare the DSP names in the message with the DSP names contained in the DSP dictionary in module IATGRPT. Determine if any critical FCTs were lost and advise the operator on whether a JES3 hotstart should be scheduled.

If a dump was taken before JES3 issuing this message or by the operator, analyze the dump to determine the reason for the FCT chain error.

### **Module:**

<b>Containing</b>	<b>Detecting</b>	<b>Issuing</b>
IATABRT	IATABRT	IATABRT

**Routing Code:** 10

**Descriptor Code:** 4

---

### IAT3827

#### **Explanation:**

►►—MORE THAN—*nn*—FAILURES OCCURRED IN LESS THAN—*mm*—MINUTES, WANTDUMP=ASK FORCED—◄◄

This message is issued when the number of dumps exceeds the threshold defined by the LIMIT parameter within a time interval defined by the INTERVAL parameter on the OPTIONS initialization statement, or modified by the \*MODIFY WANTDUMP operator command.

**System action:** JES3 will issue WTOR IAT3714 and wait for the operator to respond.

**Operator response:** None. This is an informational message.

**Programmer response:** None.

### **Module:**

<b>Containing</b>	<b>Detecting</b>	<b>Issuing</b>
IATABRT	IATABRT	IATABRT

**Routing Code:** 10

**Descriptor Code:** 4

---

### IAT3828

#### **Explanation:**

►►—ERROR VALIDATING MAINPROC CHANGES—DURING A HOT START WITH REFRESH—◄◄

This message is embedded in the IAT3713 multi-line message as part of the JES3 failure logout for a DM026 failure.



**System action:** None.

**Operator response:** See message IAT3713.

**System programmer response:** Using the reason code displayed in the failsoft logout, see the description of the DM026 abend in the *z/OS JES3 Diagnosis Reference* document.

**Module:**

Containing	Detecting	Issuing
IATFSLG	IATINMPC	IATFSLG

**Routing Code:** 10

**Descriptor Code:** 3, 4

### IAT3829

**Explanation:**

▶▶—ERROR UPDATING SAPI DATA SPACE—▶▶

An error was encountered in a service routine when attempting to update the JES3 SAPI data space. This message is embedded in the IAT3713 multi-line message as part of the JES3 failure logout.

**System action:** None.

**Operator response:** See message IAT3713.

**System programmer response:** None. *z/OS JES3 Diagnosis Reference* document.

**Module:**

Containing	Detecting	Issuing
IATFSLG IATOSSO	IATOSSR	IATFSLG

**Routing Code:** 10

**Descriptor Code:** 3, 4

### IAT3830

**Explanation:**

▶▶—IATXGCL FAILURE FOR OST—▶▶

An error was returned from the IATXGCL (get cell) service when Output Service attempted to create an Output Summary Table (OST). This message is embedded in the IAT3713 multi-line message as part of the JES3 failure logout for a DM673 failure.

**System action:** The active FCT is failed with dump code DM673. JES3 attempts to recover and continue processing the affected job.

**Operator response:** Notify the system programmer.

**System programmer response:** Search problem reporting databases for a fix for the problem. If no fix exists, contact the IBM Support Center.

**Module:**

Containing	Detecting	Issuing
IATFSLG	IATOSOR	IATFSLG

## IAT3831 • IAT3833

Routing Code: 10

Descriptor Code: 3, 4

---

### IAT3831

**Explanation:**

▶▶— OSE BUFFER NUMBER OVERFLOW—▶▶

A job has created the maximum possible number of Output Scheduling Element (OSE) records on SPOOL. No more SYSOUT can be processed for this job. This message is embedded in the IAT3713 multi-line message as part of the JES3 failure logout for a DM674 ABEND.

**System action:** JES3 takes a dump if requested and continues processing.

**Operator response:** Cancel and restart the job if possible.

**System programmer response:** If EXTOSENUM=NO is specified on the OUTSERV statement of the JES3 initialization stream, consider whether this parameter can be removed. EXTOSENUM=NO is no longer needed after all JES3 processors have been migrated to z/OS V1R9 JES3 or above. There is no possibility of a fallback to an earlier release.

**Module:**

**Containing**  
IATFSLG

**Detecting**  
IATOSDR

**Issuing**  
IATFSLG

Routing Code: 10

Descriptor Code: 3, 4

---

### IAT3832

**Explanation:**

▶▶— OPERATOR FAILED THE FCT VIA LOOP MONITOR—▶▶

The operator responded to message IAT6410 causing the FCT to be terminated with abend DM134. This message is embedded in the IAT3713 multi-line message as part of the JES3 failure logout.

**System action:** None.

**Operator response:** See message IAT3713.

**System programmer response:** None.

**Module:**

**Containing**  
IATFSLG

**Detecting**  
IATGRMON

**Issuing**  
IATFSLG

Routing Code: 3, 4

Descriptor Code: 10

---

### IAT3833

**Explanation:**

▶▶— OPERATOR ISSUED \*DUMP COMMAND—▶▶

Either the operator issued the \*DUMP command, which caused the CONCMD FCT to be terminated with abend DM137, or the command was entered automatically by module IATABTDX to complement a user address space

dump. In the latter case, the dump title will contain the following text: 'COMPON=JES3 DYN DUMP,COMPID=SC1BA,ISSUER=IATABTDX'.

**System action:** None.

**Operator response:** See message IAT3713.

**System programmer response:** None.

**Module:**

Containing	Detecting	Issuing
IATFSLG	IATCNIN	IATFSLG

**Routing Code:** 3, 4

**Descriptor Code:** 10

#### IAT3834

**Explanation:**

▶▶— PRINTER LOOP DETECTED—▶▶

A printer problem caused a loop in processing for a JES3 managed printer.

**System action:** The WTR FCT is canceled and the printer is varied offline to JES3.

**Operator response:** See message IAT3713. Correct the problem with the printer and restart the WTR FCT.

**System programmer response:** None.

**Module:**

Containing	Detecting	Issuing
IATFSLG	IATCNIN	IATFSLG

**Routing Code:** 3, 4

**Descriptor Code:** 10

#### IAT3835

**Explanation:**

▶▶—OSE CANNOT BE PROCESSED ON DOWN LEVEL LOCAL—▶▶

An application using the Process SYSOUT (PSO) interface attempted to process output that is inaccessible on a previous release of JES3. This message is embedded in the IAT3713 multi-line message as part of the JES3 failure logout for a DM676 failure. See *z/OS JES3 Diagnosis Reference* for more information.

**System action:** The active FCT is failed with dump code DM676. JES3 attempts to recover and continue processing.

**Operator response:** Notify the system programmer.

**System programmer response:** See *z/OS JES3 Diagnosis Reference* for more information about responding to a DM676 failure.

**Module:**

Containing	Detecting	Issuing
IATFSLG	IATCNIN	IATFSLG

**Routing Code:** 3, 4

**Descriptor Code:** 10

## IAT3837 • IAT3839

---

### IAT3837

**Explanation:**

▶▶— OUTPUT SERVICE SWB PROCESSING ERROR—◀◀

An error occurred while updating the output SWB's on spool for a sysout data set. The message is embedded in the IAT3713 multi-line message as part of the JES3 failure logout.

**Operator response:** See message IAT3713.

**Problem determination:** Use the reason code in the failsoft logout. See the description of the DM678 abend in *z/OS JES3 Diagnosis Reference*.

**Module:**

Containing	Detecting	Issuing
IATFSLG	IATGR70	IATFSLG

**Routing Code:** 10

**Descriptor Code:** 3,4

---

### IAT3838

**Explanation:**

▶▶— OUTPUT SERVICE OSE SPLIT ERROR—◀◀

An error occurred while splitting an OSE variable section. The message is embedded in the IAT3713 multi-line message as part of the JES3 failure logout.

**Operator response:** See message IAT3713.

**Problem determination:** See the description of the DM679 abend in *z/OS JES3 Diagnosis Reference*.

**Module:**

Containing	Detecting	Issuing
IATFSLG	IATOSOR2	IATFSLG

**Routing Code:** 10

**Descriptor Code:** 3,4

---

### IAT3839

**Explanation:**

▶▶— FAILURE OCCURRED IN MODULE IATMOSTT— WHILE PROCESSING STT RECORDS—◀◀

JES3 failed during processing STT records in module IATMOSTT. This message is embedded in the IAT3713 multiple-line message as part of the JES3 failure logout.

**System action:** The DSP failed with a dump code of DM766.

**Problem determination:** Use message IAT3713 and the trace entries preceding the DM766 code to determine the error.

**Module:**

Containing	Detecting	Issuing
IATFSLG	IATMOSTT	IATFSLG

**Routing Code:** 10

**Descriptor Code:** 3,4

#### IAT3840

**Explanation:**

▶▶— FAILURE OCCURRED IN MODULE IATMOSQC— WHILE PROCESSING SPOOL DELETE REQUEST—▶▶

JES3 failed in module IATMOSQC during processing of a spool delete request. This message is embedded in the IAT3713 multiple-line message as part of the JES3 failure logout.

**System action:** The DSP failed with a dump code of DM767.

**Operator response:** Notify the system programmer.

**System programmer response:** Report the problem to your IBM service representative.

**Problem determination:** Use message IAT3713 and the trace entries preceding the DM767 code to determine the error.

**Module:**

Containing	Detecting	Issuing
IATFSLG	IATMOSQC	IATFSLG

**Routing Code:** 10

**Descriptor Code:** 3,4

#### IAT3841

**Explanation:**

▶▶— DAMAGED OSS/OSE ENCOUNTERED BY IATMOOI—▶▶

Module IATMOOI found a damaged OSS/OSE while processing a modify command. This message is embedded in the IAT3713 multi-line message as part of the JES3 failure logout.

**Operator response:** See message IAT3713.

**Problem determination:** Refer to the description of the DM210 abend in *z/OS JES3 Diagnosis Reference*.

**Module:**

Containing	Detecting	Issuing
IATFSLG	IATMOOI	IATFSLG

**Routing Code:** 10

**Descriptor Code:** 3,4

#### IAT3842

**Explanation:**

▶▶— AN ERROR OCCURRED WHILE BUILDING AN RCE, CSBT OR JET—▶▶

An RCE, CSBT or JET could not be built for a job. This message is embedded in the IAT3713 multiline message as part of the JES3 failure logout.

**Operator response:** See message IAT3713.

**Problem determination:** Refer to the description of the DM209 abend in *z/OS JES3 Diagnosis Reference*.

## IAT3849 • IAT3852

### Module:

Containing	Detecting	Issuing
IATFSLG	IATISDV	IATFSLG

**Routing Code:** 10

**Descriptor Code:** 3,4

---

### IAT3849

#### Explanation:

▶▶—AN FCT REQUESTED A JES3 LOCK— WHILE ALREADY HOLDING ONE—▶▶

This message is embedded in the IAT3713 multi-line message as part of the JES3 failure logout.

**Operator response:** See message IAT3713.

### Module:

Containing	Detecting	Issuing
IATABRT	IATGRG1	IATABRT

**Routing Code:** 10

**Descriptor Code:** 3,4

---

### IAT3850

#### Explanation:

▶▶—MDS ERROR DURING HARD ALLOCATION—PROCESSING. ERROR CODE—IN JST DD ENTRY CAUSING FAILURE.—▶▶

▶— JSTERRCD FOR REAL DEVICE, JSTMSERR FOR MSS.—▶▶

This message is embedded in the IAT3713 multi-line message as part of the JES3 failure logout for a DM451 failure.

**Operator response:** See message IAT3713.

### Module:

Containing	Detecting	Issuing
IATFSLG	IATMDSB	IATFSLG
IATFSLG	IATMDSL	IATFSLG

**Routing Code:** 10

**Descriptor Code:** 3,4

---

### IAT3852

#### Explanation:

▶▶—MDS RECEIVED ERROR RETURN—FROM NON-MDS MACRO SERVICE—▶▶

The message is imbedded in the IAT3713 failsoft multi-line message as part of the JES3 failure logout for a DM452 failure.

**Operator response:** See message IAT3713.

### Module:

**Containing**  
IATFSLG

**Detecting**  
IATMDAR

**Issuing**  
IATFSLG

**Routing Code:** 10

**Descriptor Code:** 3,4

### IAT3853

**Explanation:**

▶▶—ERROR DETECTED DURING— JSS PROCESSING. ERROR REASON CODE IN REGISTER 4—▶▶

This message is imbedded in the IAT3713 failsoft multi-line message as part of the JES3 failure logout for a DM802 failure.

**Operator response:** See message IAT3713.

**Problem determination:** Use message IAT3713 and the system programmer response for DM802 in *z/OS JES3 Diagnosis* to help determine the error. The explanation of DM802 in *z/OS JES3 Diagnosis* contains the meanings of the error reason code.

**Module:**

**Containing**  
IATFSLG

**Detecting**  
IATGRJS

**Issuing**  
IATFSLG

**Routing Code:** 3,4

**Descriptor Code:** 10

### IAT3860

**Explanation:**

▶▶—INVALID RECORD FOUND IN— INBOUND STREAM—▶▶

An incorrect record was encountered while using SNA protocols to receive the network stream.

**System action:** The NJERDR DSP fails with an abend code of DM530. Additional work sent with SNA protocols cannot be processed until a \*CALL NJERDR command is issued.

**Operator response:** If SNA protocols are used to transmit data between your installation and the remote node, the network job is placed in operator hold. At the node that receives the network stream:

- notify the user that the network stream could not be transmitted and ask the user to resubmit the job.
- issue a \*CALL NJERDR command to reinitialize the NJERDR DSP.
- use the \*E,U,Q=BDT,NH=N to release the job from operator hold.

Take a dump and notify the system programmer.

**Programmer response:** Analyze the dump to determine why the record is not valid. See the *z/OS JES3 Diagnosis* for information on how to determine the error.

**Module:**

**Containing**  
IATFSLG

**Detecting**  
IATNTJS

**Issuing**  
IATRJM3

**Routing Code:** 10

**Descriptor Code:** 3,4

## IAT3862 • IAT3872

---

### IAT3862

#### Explanation:

▶▶—AN ERROR WAS DETECTED BY— THE ABACKR ROUTINE—▶▶

The message is imbedded in the IAT3713 failsoft multi-line message as part of the JES3 failure logout for a DM748 failure.

**Operator response:** See message IAT3713.

#### Module:

Containing	Detecting	Issuing
IATFSLG	IATDMDT	IATFSLG

**Routing Code:** 10

**Descriptor Code:** 3,4

---

### IAT3870

#### Explanation:

▶▶—AN IATXPRT MACRO HAS BEEN—ISSUED WITH AN—INVALID SIZE PARAMETER—▶▶

This message is embedded in the IAT3713 multi-line message as part of the JES3 failure logout.

**Operator response:** See message IAT3713.

#### Module:

Containing	Detecting	Issuing
IATFSLG	IATGRPR	IATFSLG

**Routing Code:** 10

**Descriptor Code:** 3,4

---

### IAT3872

#### Explanation:

▶▶—IATFSLG IS NOT AVAILABLE TO—LOGOUT FAILURE—,FOR FSS—*fsname*—,ASID=—*asid*—.▶▶

JES3 or FSS recovery was unable to issue a logout failure message because IATYTVT does not point to IATFSLG, the module that issues the failsoft messages. The TVT table was not set up correctly during initialization.

The functional subsystem (FSS) *fsname* and address space ID *asid* appear in the message if the failure occurred in an FSS address space. If the text does not appear in the message, the failure occurred in JES3.

**System action:** ESTAE retry processing continues. JES3 or FSS recovery bypasses writing out the logout messages for the JES3 or FSS failure currently being processed.

**Operator response:** Notify the system programmer.

**Programmer response:** Verify that module IATFSLG is present in one of the following:

- The STEPLIB concatenation defined in the JES3 or FSS procedure, if used.
- A library included in the linklist specified in response to message IEA101A, SPECIFY SYSTEM PARAMETERS FOR RELEASE *xxx.yyy.zz*.

#### Module:



**Containing**  
IATABRT

**Detecting**  
IATABRT

**Issuing**  
IATABRT

**Routing Code:** 10

**Descriptor Code:** 3,4

### IAT3873

**Explanation:**

▶▶—SNAP OF IATNUC TASK IN— PROGRESS FOR JES3 FAILURE—*nnnn*—————▶▶

As the result of a failure under the JES3 auxiliary task, module IATABMN issued a SNAP macro instruction to dump the IATNUC task storage and control blocks to the JES3SNAP data set. The failure number *nnnn* identifies the JES3 auxiliary task failure with which the dump is to be associated. This number is the same as the JES3 failure number that appears in message IAT3713 when the auxiliary task failure information is logged out. The failure number is used as the SNAP ID for the dump.

**System action:** JES3 processing is temporarily halted until the SNAP is completed.

**Operator response:** None. This is an informational message.

**Problem determination:** See Table I, items 2 and 16.

**Module:**

**Containing**  
IATABMN

**Detecting**  
IATABMN

**Issuing**  
IATABMN

**Routing Code:** 2,10

**Descriptor Code:** 3,4

### IAT3874

**Explanation:**

▶▶—SNAP OF IATNUC TASK FOR—JES3 FAILURE—*nnnn*—COMPLETED RC=*nn*—————▶▶

The SNAP dump of the IATNUC task that was indicated in message IAT3873 has completed. RC=*nn* indicates the return code from SNAP. The failure number is used as the SNAP ID for the dump.

**System action:** Processing continues.

**Operator response:** None. This is an informational message.

**Module:**

**Containing**  
IATABMN

**Detecting**  
IATABMN

**Issuing**  
IATABMN

**Routing Code:** 2,10

**Descriptor Code:** 3,4

### IAT3875

**Explanation:**

▶▶—AN ATTEMPT HAS BEEN MADE—TO USE AN ACTIVE RPL—————▶▶

## IAT3877 • IAT3878

While execution was taking place under control of the SNARJP DSP, an attempt was made to reuse a request parameter list (RPL) that was still active.

**System action:** JES3 issues message IAT3713 and ends with failsoft code DM551.

**Operator response:** See message IAT3713.

**Module:**

Containing	Detecting	Issuing
IATFSLG	IATSNDA	IATFSLG

**Routing Code:** 10

**Descriptor Code:** 3,4

---

### IAT3877

**Explanation:**

▶▶—FSS WRITER DRIVER—FUNCTIONAL SUBSYSTEM ERROR.—ERROR REASON CODE IN REGISTER 2.—▶▶

An FSS-related error has occurred during execution of the driver DSP of the FSS writer. The error reason code in register 2 is described in *z/OS JES3 Diagnosis*.

**System action:** The writer DSP fails with dump code DM656. JES3 attempts to reinstate the writer DSP to clean-up and end.

**Operator response:** Notify the system programmer.

**Programmer response:** See Chapter 30, "Problem Determination," on page 1135.

**Problem determination:** See Chapter 30, "Problem Determination," on page 1135, Table I, items 2, 3, 4, 16, and 29; Table III, item 1, 2, or 3, and item 4.

**Module:**

Containing	Detecting	Issuing
IATFSLG	IATOSFD	IATFSLG

**Routing Code:** 10

**Descriptor Code:** 3,4

---

### IAT3878

**Explanation:**

▶▶—SNARJP LCB USE COUNT MANAGER FAILURE—REGISTER 2 POINTS TO SNARJP FAILDSP WORKAREA.—▶▶

JES3 encountered an error while updating the use count of the logical control block (LCB). The use count of the LCB is changed by the IATXSNLK macro. Register 2 in the failsoft logout contains the address of the SNARJP failsoft work area that indicates which error occurred.

**System action:** The SNA/RJP FCT fails with a failsoft code of DM552.

**Operator response:** Notify the system programmer.

**System programmer response:** See *z/OS JES3 Diagnosis* for a description of DM552.

**Module:**

Containing	Detecting	Issuing
IATFSLG	IATFSLG	IATSNLK

---

IAT3880

## Explanation:

▶▶—OUTPUT SERVICE UNUSABLE,—COULD NOT CREATE CELL POOL FOR—————▶  
▶—WRITER DMC(S), RETURN CODE IN REGISTER 9.—▶▶

JES3 could not initialize the cell pool for WRITER data management control blocks (DMCs) because storage was unavailable. Register 9 contains the error return code passed from the build pool routine in module IATGRQC.

**System action:** The OUTSERV FCT fails with failsoft code DM734. The OUTPUT service functions are unavailable until the next restart of JES3.

**Operator response:** Notify the system programmer immediately.

**Programmer response:** Determine the reason for the failure using the error code in register 9. See *z/OS JES3 Diagnosis* for a description of DM734.

## Module:

Containing	Detecting	Issuing
IATFSLG	IATOSDR	IATFSLG

Routing Code: 10

Descriptor Code: 3,4

---

IAT3881

## Explanation:

▶▶—WRITER FAILING,—PROBLEM IN CELL POOL MANAGEMENT—FOR WRITER DMC(S), RETURN CODE IN REGISTER 9.—▶▶

An error occurred in the cell pool management services in module IATGRQC. Register 9 contains the error return code passed to module IATOSSI from module IATGRQC.

**System action:** The WRITER FCT fails with failsoft code DM735.

**Operator response:** Notify the system programmer.

**Programmer response:** Determine the reason for the failure using the error code in register 9. See *z/OS JES3 Diagnosis* for a description of DM735.

## Module:

Containing	Detecting	Issuing
IATFSLG	IATOSSI	IATFSLG

Routing Code: 10

Descriptor Code: 3,4

---

IAT3882

## Explanation:

▶▶—ERROR OCCURRED DURING—RAB DESTROY PROCESSING.—REASON CODE IS IN REGISTER 4.—▶▶

This message is embedded in the IAT3713 multi-line message as part of the JES3 failure logout.

**Operator response:** See message IAT3713.

## Module:

## IAT3883 • IAT3884

**Containing**  
IATFSLG

**Detecting**  
IATODMTK

**Issuing**  
IATFSLG

**Routing Code:** 10

**Descriptor Code:** 3

---

### IAT3883

**Explanation:**

▶▶—CI ENCOUNTERED ERROR RETURN—FROM SJF—▶▶

An error occurred while the scheduler JCL facility (SJF) was processing a request to GET, FIND, RETRIEVE or UPDATE the information supplied in the scheduler work area (SWA) during the converter interpreter phase of JES3.

**System action:** The CI DSP fails with a failsoft code of DM209. See *z/OS JES3 Diagnosis* for a description of DM209.

**Operator response:** Notify the system programmer.

**Problem determination:** Determine the reason for failure by using the information supplied in the following registers:

**Register**

**Contents**

- |   |                                  |
|---|----------------------------------|
| 2 | Output SWB processing error code |
| 3 | SJF return code                  |
| 4 | SJF reason code                  |

Table I, items 3, 16, and 29; Table III, items 1 through 4.

**Module:**

**Containing**  
IATFSLG  
IATFSLG

**Detecting**  
IATIIPS  
IATIICM

**Issuing**  
IATFSLG  
IATFSLG

**Routing Code:** 10

**Descriptor Code:** 3,4

---

### IAT3884

**Explanation:**

▶▶—ERROR ENCOUNTERED WHILE PROCESSING—AN INTERNAL READER DATA SET.—▶▶

The message is imbedded in the IAT3713 failsoft multi-line message as part of the JES3 failure logout for a DM872 failure.

**Operator response:** See message IAT3713.

**Problem determination:** Use message IAT3713 and the system programmer response for DM872 in *z/OS JES3 Diagnosis* to help determine the error.

**Module:**

**Containing**  
IATFSLG

**Detecting**  
IATABRT

**Issuing**  
IATFSLG

**Routing Code:** 10

Descriptor Code: 3,4

---

#### IAT3886

##### Explanation:

▶▶—AN ERROR CONDITION WAS DETECTED— WHILE PROCESSING AN IATXCNS MACRO—▶▶

An error condition or abend has occurred during the IATXCNS macro processing. The error or an abend could have been caused while:

- attempting to read the JDAB
- attempting to read the input parameter buffer
- reconstructing the input buffer

This message is embedded in message IAT3713 when a DM105 occurs.

**Operator response:** See message IAT3713. Also see *z/OS JES3 Diagnosis* for information on DM105.

##### Module:

Containing	Detecting	Issuing
IATFSLG	IATFSLG	IATFSLG

Routing Code: 10

Descriptor Code: 3,4

---

#### IAT3887

##### Explanation:

▶▶—DUMP JOB RELEASE DEPENDENT TRANSLATION—FAILURE. REGISTER 2 CONTAINS TRANSLATION ERROR CODE—▶▶

This message is imbedded in the IAT3713 multi-line message as part of the JES3 failure logout.

**Operator response:** See message IAT3713. Register 2 contains an error reason code indicating the type of translation error that occurred. The error reason codes are defined in macro IATYDJT. See *z/OS JES3 Diagnosis* for a description of the error reason code.

##### Module:

Containing	Detecting	Issuing
IATFSLG	IATDJTR	IATFSLG

Routing Code: 10

Descriptor Code: 3,4

---

#### IAT3888

##### Explanation:

▶▶—THE JDAB DID NOT CONTAIN A SCHEDULER—ELEMENT FOR THE WRITER—▶▶

This message is embedded in the IAT3713 failsoft multi-line message as part of the JES3 failure logout for a DM089 abend.

**System programmer response:** See message IAT3713 and *z/OS JES3 Diagnosis* for a description of the DM089 abend.

##### Module:

## IAT3889 • IAT3891

**Containing**  
IATFSLG

**Detecting**  
IATOSWC

**Issuing**  
IATFSLG

**Routing Code:** 10

**Descriptor Code:** 3

---

### IAT3889

**Explanation:**

▶▶—ERROR DETECTED WHEN PROCESSING—RAB REFRESH ELEMENT (RRE).—————▶  
▶—JOB NUMBER IN REG 4 WILL BE ABENDED WITH A 4FB—————▶▶

This message is embedded in the IAT3713 multi-line message as part of the JES3 failure logout.

**Operator response:** See message IAT3713.

**Module:**

**Containing**  
IATFSLG

**Detecting**  
IATDMGB

**Issuing**  
IATFSLG

**Routing Code:** 10

**Descriptor Code:** 3,4

---

### IAT3890

**Explanation:**

▶▶—ERROR DETECTED WHEN PROCESSING JDS—INTERFACE BLOCK (JIB) JOB NUMBER IN REG 3—————▶  
▶—MAY BE ABENDED WITH A 1FB.—————▶▶

This message is embedded in the IAT3713 multi-line message as part of the JES3 failure logout. See *z/OS JES3 Diagnosis* for a description of the abend code.

**Operator response:** See message IAT3713.

**Module:**

**Containing**  
IATFSLG

**Detecting**  
IATDMGB

**Issuing**  
IATFSLG

**Routing Code:** 10

**Descriptor Code:** 3,4

---

### IAT3891

**Explanation:**

▶▶—AN ERROR RETURN FROM THE IATXPRMD—SERVICE ROUTINE WAS DETECTED.—————▶▶

This message is embedded in the IAT3713 multi-line message as part of the JES3 failure logout.

**Operator response:** See message IAT3713.

**Module:**

<b>Containing</b> IATFSLG	<b>Detecting</b> IATOSSC	<b>Issuing</b> IATFSLG
------------------------------	-----------------------------	---------------------------

---

**IAT3892****Explanation:**

▶▶—DATA ERROR ENCOUNTERED WHILE REROUTING—A NETWORK JOB OR SYSOUT STREAM. REGISTER 8 CONTAINS—▶▶  
▶— ERROR REASON CODE.—▶▶

This message is embedded in the IAT3713 multi-line message as part of the JES3 failure logout.

**Operator response:** See message IAT3713.

**Module:**

<b>Containing</b> IATFSLG	<b>Detecting</b> IATNTRS	<b>Issuing</b> IATFSLG
------------------------------	-----------------------------	---------------------------

**Routing Code:** 10

**Descriptor Code:** 3

---

**IAT3893****Explanation:**

▶▶—ERROR OCCURRED WHILE PROCESSING A—MESSAGE MACRO REQUEST—▶▶

The message is imbedded in the IAT3713 failsoft multi-line message as part of the JES3 failure logout for a DM132 failure.

**Operator response:** See message IAT3713. in *z/OS JES3 Diagnosis* to help determine the error.

**Module:**

<b>Containing</b> IATFSLG	<b>Detecting</b> IATCNWO	<b>Issuing</b> IATFSLG
------------------------------	-----------------------------	---------------------------

**Routing Code:** 10

**Descriptor Code:** 3,4

---

**IAT3895****Explanation:**

▶▶—SNARJP TERMINATION STATUS MANAGER—FAILURE. REGISTER 2 POINTS—TO SNARJP FAILDSP WORKAREA.—▶▶

JES3 encountered an error while ending the session of a workstation.

**System action:** The SNA/RJP FCT fails with a failsoft code of DM552.

**Operator response:** Notify the system programmer.

**System programmer response:** Register 2 in the failsoft logout contains the address of the SNA/RJP failsoft work area that indicates which error occurred. See *z/OS JES3 Diagnosis* for a description of DM552.

**Module:**

## IAT3897 • IAT3899

**Containing**  
IATFSLG

**Detecting**  
IATFSLG

**Issuing**  
IATSNST

---

### IAT3897

**Explanation:**

▶▶—UNRECOVERABLE ERROR DETECTED IN—VALIDATION/RESTART PROCESSING FOR A JOB—▶▶

The message is imbedded in the IAT3713 failsoft multi-line message as part of the JES3 failure logout for a DM034 failure.

**System programmer response:** See message IAT3713 and the DM034 code described in *z/OS JES3 Diagnosis* to help determine the error.

**Module:**

**Containing**  
IATFSLG

**Detecting**  
IATINJV  
IATINLG

**Issuing**  
IATFSLG

**Routing Code:** 3

**Descriptor Code:** 10

---

### IAT3898

**Explanation:**

▶▶—INVALID MESSAGE LENGTH FOR IATXVMSG OR—IATXVSRE - MESSAGE LENGTH IS—GREATER THAN 120 BYTES OR—▶▶

▶—IS NEGATIVE—▶▶

The message is imbedded in the IAT3713 failsoft multi-line message as part of the JES3 failure logout for a DM035 failure.

**System programmer response:** See message IAT3713 and the DM035 code described in *z/OS JES3 Diagnosis* to help determine the error.

**Module:**

**Containing**  
IATFSLG

**Detecting**  
IATINJV  
IATDMJV

**Issuing**  
IATFSLG

**Routing Code:** 3

**Descriptor Code:** 10

---

### IAT3899    INVALID

**Explanation:**

▶▶—INVALID "ROOT=" SPECIFIED FOR—IATXVSRV - THE SPOOL RECORD CANNOT— BE TRACED TO THE JOB—▶▶

▶—BEING VALIDATED—▶▶

The message is imbedded in the IAT3713 failsoft multi-line message as part of the JES3 failure logout for a DM036 failure.



**System programmer response:** See message IAT3713 and DM036 code described in *z/OS JES3 Diagnosis* to help determine the error.

**Module:**

Containing	Detecting	Issuing
IATFSLG	IATDMJV	IATFSLG

**Routing Code:** 3

**Descriptor Code:** 10

**IAT3900**

**Explanation:**

▶▶—JCT INACCESSIBLE FOR UPDATE.—▶▶

The message is imbedded in the IAT3713 failsoft multi-line message as part of the JES3 failure logout for a DM047 failure.

**System programmer response:** See message IAT3713 and DM047 code described in *z/OS JES3 Diagnosis* to help determine the error.

**Module:**

Containing	Detecting	Issuing
IATFSLG	IATOSSO	IATFSLG

**Routing Code:** 3,4

**Descriptor Code:** 10

**IAT3902**

**Explanation:**

▶▶— FSS CONTROLLER DSP FUNCTIONAL—SUBSYSTEM ERROR. ERROR REASON CODE IN REGISTER 2—▶▶

The message is imbedded in the IAT3713 failsoft multi-line message as part of the JES3 failure logout for a DM660 failure.

**System action:** The functional subsystem (FSS) controller DSP fails with a DM660 abend. JES3 ends.

**System programmer response:** See message IAT3713 and the DM660 code described in *z/OS JES3 Diagnosis* to help determine the error. The possible values for the error reason code are documented with DM660 in *z/OS JES3 Diagnosis*.

**Module:**

Containing	Detecting	Issuing
IATFSLG	IATGREFC	IATFSLG

**Routing Code:** 3,4

**Descriptor Code:** 10

**IAT3903**

**Explanation:**

▶▶—MDSSRS FCT FAILURE, REGISTER 2 CONTAINS— THE ERROR CODE—▶▶

## IAT3905 • IAT3906

The error was detected in the MDSSRS FCT. This message is imbedded in the IAT3713 failsoft multi-line message as a part of the JES3 failure logout for a DM420 failure.

**System action:** The MDSSRS FCT is reinstated. If the MDSSRS FCT abends repeatedly, the function will be ended.

**Operator response:** Hotstart JES3 if the MDSSRS FCT was ended or the function is lost because of the error.

**Programmer response:** Analyze the dump, system log, and the error reason in register 2 to determine the cause of failure. See *z/OS JES3 Diagnosis* to determine the error.

### Module:

Containing	Detecting	Issuing
IATFSLG	IATMDAT	IATFSLG
IATFSLG	IATMDSR	IATFSLG

**Routing Code:** 10

**Descriptor Code:** 3,4

---

### IAT3905

#### Explanation:

▶▶—CSS FAILED VALIDATION - THE RETURN CODE—IN R2 INDICATES: X'04' - INCORRECT CSS CONTROL BLOCK—▶▶  
▶—ID, X'08' - INCORRECT RCE, BUFFER NUMBER, FDB ADDRESS,—OR SRF CONTROL BLOCK ID—▶▶

This message is embedded in the IAT3713 multiple-line message as part of the failsoft logout.

**Operator response:** See message IAT3713.

### Module:

Containing	Detecting	Issuing
IATFSLG	IATFSLG	IATFSLG

**Routing Code:** 10

**Descriptor Code:** 3,4

---

### IAT3906

#### Explanation:

▶▶—DATA MANAGEMENT CHAINED SRF SERVICES RECEIVED AN—▶▶  
▶—ERROR RETURN TRYING TO GET/RETURN A CELL. REGISTER 2—CONTAINS THE FOLLOWING INFORMATION:—▶▶  
▶—BYTE 0: X'01' - GET CELL, X'02' - RETURN CELL—BYTE 1: THE TYPE OF CELL INVOLVED - X'01' - RCE,—▶▶  
▶—X'02' - CSBT/JDS, X'03' - CSBT/JST, X'04' - CSBT/OSE,—X'05' -CSBT/DJST —▶▶  
▶—BYTE 2: RETURN CODE FROM IATXGCL—BYTE 3: RETURN CODE FROM IATXRCL—▶▶

This message is embedded in the IAT3713 multiple-line message as part of the failsoft logout.

**Operator response:** See message IAT3713.

### Module:

Containing	Detecting	Issuing
IATFSLG	IATDMCS	IATFSLG

**Routing Code:** 10

**Descriptor Code:** 3,4

### IAT3907

**Explanation:**

▶▶—AN ATTEMPT HAS BEEN MADE—TO USE AN ACTIVE RPL—▶▶

An attempt was made to reuse a request parameter list (RPL) that was still active while execution was taking place under control of the SNARJP DSP.

**System action:** JES3 issues message IAT3713 and ends with failsoft code DM551.

**Operator response:** Notify the system programmer.

**System programmer response:** See message IAT3713. It contains information to help you determine the error.

**Module:**

Containing	Detecting	Issuing
IATFSLG	IATSNDA	IATFSLG

**Routing Code:** 10

**Descriptor Code:** 3

### IAT3910

**Explanation:**

▶▶—ERROR DETECTED WHILE SENDING—A NETWORK JOB OR SYSOUT STREAM—▶▶

An error occurred while the NJESND DSP attempted to decompress a record that was too long.

**System action:** The NJESND DSP fails with a DM532 abend. The network job is placed in operator hold.

**Operator response:** Issue a dump and notify the system programmer.

**Programmer response:** *z/OS JES3 Diagnosis* contains more information about the DM532 dump code. If the data on spool is in error, delete the job and notify the job owner. If the error is a system problem which has been corrected, release the job from operator hold.

**Problem determination:** See Table I, item 29 and Table III, items 2,4, and 7.

**Module:**

Containing	Detecting	Issuing
IATFSLG	IATNTDP	IATFSLG

**Routing Code:** 10

**Descriptor Code:** 3

### IAT3913

**Explanation:**

▶▶—INCORRECT USE OF CSBT AND/OR—RCE FOR JST PROCESSING—▶▶

JES3 was unable to access or encountered an error while processing either:

- A chained SRF buffer table (CSBT).
- An RQ-chained SRF extension (RCE) for job summary table (JST).

## IAT3914 • IAT3915

This message is embedded in the IAT3713 multiple-line message as part of the JES3 failure. logout.

**System action:** The DSP fails with a dump code of DM736. Reason codes further identify the reason for the failure. *z/OS JES3 Diagnosis* contains additional information for the dump code.

**Programmer response:** Correct and re-link-edit the DSP.

**Problem determination:** Use message IAT3713 and the DM736 code to determine the error.

### Module:

Containing	Detecting	Issuing
IATFSLG	IATDMDT	IATFSLG
IATFSLG	IATDMNC	IATFSLG
IATFSLG	IATMDSB	IATFSLG
IATFSLG	IATMDSL	IATFSLG
IATFSLG	IATMDSR	IATFSLG

**Routing Code:** 10

**Descriptor Code:** 3,4

---

### IAT3914

#### Explanation:

▶▶—DSP FAILED BY SNARJP CANCEL— IMMEDIATE PROCESSING—▶▶

This message is embedded in the IAT3713 multi-line message as a part of the JES3 failure logout.

**Operator response:** See message IAT3713.

### Module:

Containing	Detecting	Issuing
IATFSLG	IATFSLG	IATFSLG

**Routing Code:** 10

**Descriptor Code:** 3

---

### IAT3915

#### Explanation:

▶▶—AN ERROR OCCURRED WHILE PROCESSING—A JES3 TIMER SERVICES REQUEST.—▶▶

This message is embedded in the IAT3713 multi-line message as part of the JES3 failure logout.

**Operator response:** See message IAT3713.

### Module:

Containing	Detecting	Issuing
IATFSLG	IATGRTC	IATFSLG

**Routing Code:** 10

**Descriptor Code:** 3

---

---

**IAT3916****Explanation:**

►►—AN ERROR OCCURRED WHILE THE TIMER FCT WAS—PROCESSING AN EXPIRED ATIME REQUEST FOR THIS FCT.—►►

This message is embedded in the IAT3713 multi-line message as part of the JES3 failure logout.

**Operator response:** See message IAT3713.

**Module:**

Containing	Detecting	Issuing
IATFSLG	IATGRTC	IATFSLG

**Routing Code:** 10

**Descriptor Code:** 3

---

**IAT3919****Explanation:**

►►—COMMUNICATION ERROR—BETWEEN THE NJE RECEIVER— (IATNTJS) AND THE ASYNCHRONOUS SECURITY SUBTASK—►►  
 ►— (IATGRSS). REGISTER 2 CONTAINS ERROR REASON CODE—►►

This message is imbedded in the IAT3713 multi-line message as part of the JES3 failure logout.

**Operator response:** See message IAT3713.

**Module:**

Containing	Detecting	Issuing
IATFSLG	IATNTJS	IATFSLG

**Routing Code:** 10

**Descriptor Code:** 3

---

**IAT3920****Explanation:**

►►—OSS POINTER IN A SPOOLED OSE—IS INCORRECT.—REGISTER 5 CONTAINS—THE JOB NUMBER IN DECIMAL.—►►

An incorrect OSS address was detected while processing an IATXPOSE macro call. Register 5 contains the job number, in decimal, of the failing job. This message is embedded in the IAT3713 multi-line message as part of the JES3 failure logout for a DM751 failure.

**System action:** The DSP fails with an abend code of DM751. JES3 may attempt to reinstate the failing FCT.

**Operator response:** Notify the system programmer.

**System programmer response:** Use the DUMPCORE utility to dump the JDS and OSE control blocks of the failing job. Use the DUMPCORE output and the dump to determine why the OSS address is incorrect.

**Module:**

Containing	Detecting	Issuing
IATFSLG	IATOSDR	IATFSLG

**Routing Code:** 10

## IAT3922 • IAT3926

Descriptor Code: 3,4

---

### IAT3922

**Explanation:**

▶▶—AN ERROR HAS BEEN DETECTED IN THE OUTPUT—ROUTINE, COULD NOT LOCATE BUFFER.—▶▶

The OUTPUT routine in module IATDMNC was called to write a buffer to spool. The end of the buffer chain was encountered before the requested buffer was located. This message is embedded in the IAT3713 failsoft multi-line message as part of the JES3 failure logout.

**Programmer response:** See message IAT3713.

**Module:**

Containing	Detecting	Issuing
IATFSLG	IATDMNC	IATFSLG

Routing Code: 10

Descriptor Code: 3,4

---

### IAT3924

**Explanation:**

▶▶—NJERDR DSP FAILED—WHEN IATNTNR DETECTED THE—WSP WAS NOT ON THE HOT WRITER WAIT QUEUE.—▶▶

This message is imbedded in the IAT3713 multi-line message as part of the JES3 failure logout.

**Operator response:** See message IAT3713.

**Module:**

Containing	Detecting	Issuing
IATFSLG	IATNTNR	IATFSLG

Routing Code: 10

Descriptor Code: 3

---

### IAT3926

**Explanation:**

▶▶—JOB CONTAINS INCORRECT OSS POINTER.— REGISTER 5 CONTAINS THE NUMBER IN DECIMAL.—▶▶

An incorrect output service summary (OSS) address was detected during the processing of an RQTAPUT macro call. Register 5 contains the job number, in decimal, of the failing job and register 6 contains the OSS address. The message is imbedded in the IAT3713 multi-line message as part of the JES3 failure logout for abend code DM754.

**System action:** The DSP issues abend code DM754 and JES3 continues processing.

**Operator response:** See message IAT3713.

**Module:**

Containing	Detecting	Issuing
IATFSLG	IATGRRQ	IATFSLG

---

---

IAT3927**Explanation:**

▶▶—I/O COUNT ERROR DETECTED DURING— I/O COMPLETION PROCESSING OF A JSAM—————▶▶  
 ▶—MULTI-RECORD FILE. REGISTER 2 POINTS TO THE— FDB CONTAINING THE INCORRECT I/O COUNT.—▶▶

The message is imbedded in the IAT3713 failsoft multi-line message as part of the JES3 failure logout for a DM755 failure.

**System programmer response:** See message IAT3713 and code DM755 described in *z/OS JES3 Diagnosis* to help determine the error.

**Module:**

Containing	Detecting	Issuing
IATFSLG	IATDMGB	IATFSLG

**Routing Code:** 10

**Descriptor Code:** 3

---

IAT3928**Explanation:**

▶▶—JDS ACCESS VIA THE CBST FAILED.—▶▶

The buffer pointed to by the chained single record file buffer table (CSBT) either:

**Code Meaning**

- 01 Failed the acronym check
- 02 Was not owned by the CSBT entry. The JDSPREV field does not point back to the FDB in the CSBT entry.

**System action:** The calling FCT has ended with code DM046.

**System programmer response:** Determine the cause of the buffer overlay.

**Module:**

Containing	Detecting	Issuing
IATFSLG	IATGRJA	IATFSLG

**Routing Code:** 10

**Descriptor Code:** 3

---

IAT3929**Explanation:**

▶▶—I/O PENDING COUNT ERROR DETECTED DURING—I/O COMPLETION PROCESSING OF A—————▶▶  
 ▶—CHAINED SINGLE-RECORD FILE.—▶▶

This message is imbedded in the IAT3713 failsoft multi-line message as part of the JES3 failure logout for a DM756 failure.

**System action:** The system issues DM756. See the system action for IAT3713. JES3 continues processing.

**Operator response:** Notify the system programmer.

## IAT3931 • IAT3932

**System programmer response:** See message IAT3713 and code DM756 described in *z/OS JES3 Diagnosis* to help determine the error.

**Module:**

Containing	Detecting	Issuing
IATFSLG	IATDMGB	IATFSLG

**Routing Code:** 10

**Descriptor Code:** 3

---

### IAT3931

**Explanation:**

▶▶—JOB CONTAINS A NEGATIVE OSS COUNT.— REGISTER 8 CONTAINS THE OSS ADDRESS—▶▶

An OSS has a negative OSSAVAIL or OSSSCHED count. Register 8 contains the OSS address. This message is embedded in the IAT3713 multi-line message as part of the JES3 failure logout.

**System action:** The DSP ends with code DM756 and JES3 continues processing.

**Operator response:** Issue a dump and notify the system programmer.

**System programmer response:** Use message IAT3713 and the DM756 code to determine the error.

**Module:**

Containing	Detecting	Issuing
IATFSLG	IATOSGP	IATFSLG

**Routing Code:** 10

**Descriptor Code:** 3

---

### IAT3932

**Explanation:**

▶▶—INCORRECT LENGTH IN REBUILDING JOB— HEADER OR TRAILER FROM SPOOL.—▶▶

While rebuilding the job header or job trailer, the system obtained header or trailer data from the spool whose total length exceeded the maximum length allowed.

This message is embedded in the IAT3713 multi-line message as part of the JES3 failure logout for a DM556 failure.

**System action:** The DSP is placed in control of failsoft processing.

**Operator response:** Issue a dump and notify the system programmer.

**System programmer response:** Use message IAT3713 and the DM556 code to determine the error.

**Module:**

Containing	Detecting	Issuing
IATFSLG	IATNTHT	IATFSLG

**Routing Code:** 10

**Descriptor Code:** 3



---

**IAT3934****Explanation:**

▶▶—RETURN FROM A GETMDB REQUEST—RESULTED IN A ZERO RETURN CODE,—————▶  
 ▶▶—BUT THE MDB COULD NOT BE PROCESSED.—————▶▶

JES3 RJP processing encountered an error while trying to obtain a console message from JESXCF. A request for a Message Data Block (MDB) was passed to JESXCF, which responded with a normal return code. However, the MDB could not be processed. The reason code describes the error. This message is embedded in the IAT3713 multi-line message as part of the JES3 failure logout for failure code DM762.

**System action:** The failsoft processing passes control to the JESTAE exit for IATRJPC which does clean-up processing.

**Operator response:** See message IAT3713

**Module:**

Containing	Detecting	Issuing
IATFSLG	IATRJPC	IATFSLG

**Routing Code:** 10

**Descriptor Code:** 3

---

**IAT3935****Explanation:**

▶▶—RJP PROCESSING RECEIVED AN ERROR RETURN— TRYING TO GET/RETURN A CELL. REG 2 CONTAINS—————▶  
 ▶▶—THE FOLLOWING INFORMATION: BYTE 0:—X'01' - GET CELL,—X'02' - RETURN CELL—————▶▶

An error occurred while processing an IATXGCL or IATXRCL request to get or return a cell from the RJP cell pool. This message is embedded in the IAT3713 multi-line message as part of the JES3 failure logout for failure code DM757.

**System action:** The DSP's JESTAE exits, if any exist, are invoked. If no JESTAE exit exists, or none of the JESTAE exits request retry, the DSP is ended.

**Operator response:** See message IAT3713

**Module:**

Containing	Detecting	Issuing
IATFSLG	IATRJPC, IATCNRM	IATFSLG

**Routing Code:** 10

**Descriptor Code:** 3

---

**IAT3936****Explanation:**

▶▶—ERROR RETURNED FROM IATXRCL—IN MODULE IATDMNC—————▶▶

This message is embedded in the IAT3713 multi-line message as a part of the JES3 failure logout. JES3 Spool Data Management encountered an error when attempting to add (through macro IATGCL) or delete (through IATXRCL) a File Directory Entry. The caller is returned the dump of DM763 in R0. The field TVTDMTRC contains additional information as follows:

## IAT3950 • IAT3951

### Offset Description

0	Return address of the calling routine
4	Return code from IATXGCL or IATXRCL
8	Dump code (DM763 in hex)
12	R1 content upon entry to the called routine

**System action:** The failsoft processing passes control to the JESTAE of the caller.

**Operator response:** See Message IAT3713.

### Module:

Containing	Detecting	Issuing
IATFSLG	IATDMNC	IATFSLG

**Routing Code:** 10

**Descriptor Code:** 3

---

### IAT3950

#### Explanation:

▶▶—JST NOT IN STORAGE—◀◀

While processing a command or subcommand, the system found no job summary table (JST) in storage.

**System action:** The system waits for the next command to process.

**Operator response:** Enter another command.

### Module:

Containing	Detecting	Issuing
IATABJST	IATABJST	IATABJST

**Routing Code:** 10

**Descriptor Code:** 3

---

### IAT3951

#### Explanation:

▶▶—NO CSBT FOUND—FOR THE JOB—jobname—jobnum—◀◀

The system found no chained SRF buffer table (CSBT) for the specified job.

**System action:** The system waits for the next command to process.

**Operator response:** Enter another command.

### Module:

Containing	Detecting	Issuing
IATABCBT	IATABCBT	IATABCBT

**Routing Code:** 10

**Descriptor Code:** 3

---

## Chapter 8. Spool Initialization Messages

---

### IAT4000

#### Explanation:

►►—CONFIRM DELETION OF SPOOL DATASET—*ddn*— (CONTINUE OR CANCEL)—►►

None of the TRACK or FORMAT initialization statements specified DDNAME=*ddn* even though the corresponding spool data set was defined during the previous JES3 restart.

**System action:** Message IAT4001 is written to the JES3OUT data set and JES3 initialization waits for an operator reply of one of the following:

#### CONTINUE

JES3 initialization continues; spool data set with the ddname of *ddn* is removed from the checkpointed spool configuration. Any jobs found to have data on the spool data set will be deleted from the complex.

#### CANCEL

JES3 initialization ends with a DM011 abend; the status of jobs which have data on the spool data set is not modified.

**Operator response:** Consult the system programmer for the proper actions to be taken.

**Programmer response:** If deletion of the data set was unintentional, correct the JES3 initialization stream, IPL the processor, and perform a warm start of JES3.

Because deletion of a spool data set, the \*INQUIRY,Q,DD=*ddn* command may be issued to determine if any jobs in the complex have data on the spool data set to be deleted; the DISPLAY utility may be used to determine which jobs have space allocated on the data set.

#### Module:

**Containing**  
IATINSD

**Detecting**  
IATINSD

**Issuing**  
IATINSD

**Routing Code:** 1

**Descriptor Code:** 7

---

### IAT4001

#### Explanation:

►►—NO TRACK OR FORMAT—INITIALIZATION STATEMENT—FOR SPOOL DATASET—*ddn*—►►

None of the TRACK or FORMAT initialization statements specified DDNAME=*ddn* even though the corresponding spool data set was defined during the previous JES3 restart.

**System action:** This message is written to the JES3OUT data set to provide a hardcopy log of changes being made to the JES3 spool configuration during the current warm start. Message IAT4000 is issued in conjunction with this message to ask the system operator to confirm deletion of the spool data set.

**Programmer response:** If the operator response to message IAT4000 is CONTINUE, all knowledge of the spool data set will be deleted; additional messages may be issued as a result of the data set deletion. If the operator response to message IAT4000 is CANCEL, this message provides documentation in the JES3OUT data set of the JES3 initialization failure reason (DM011).

#### Module:

## IAT4002 • IAT4003

**Containing**  
IATINSD

**Detecting**  
IATINSD

**Issuing**  
IATINSD


**Routing Code:** 2

**Descriptor Code:** 7

---

### IAT4002

**Explanation:**

▶▶—THE —DATA AREA IS INVALID. A RE-IPL IS REQUIRED—▶▶

A global processor hot start or local processor restart is being performed in which the processor was not IPLed and an incorrect common-storage resident data area was encountered. The incorrect data area is one of the following:

**IOP**

spool I/O scheduling data area, IATYIOP.

**SRB**

SRB data area pool.

**RPS**

RPS sector tables.

**System action:** JES3 initialization ends with a DM015 abend.

**Operator response:** IPL the system and proceed with the hot or local start that failed.

**Problem determination:** Table III, items 3, 4, and 5.

**Module:**

**Containing**  
IATINSD

**Detecting**  
IATINSD

**Issuing**  
IATINSD

**Routing Code:** 2

**Descriptor Code:** 7

---

### IAT4003

**Explanation:**

▶▶—OPEN FAILED FOR SPOOL DATASET—*ddn*—▶▶

JES3 was unable to open the spool data set with a ddname of *ddn*.

JES3 initialization cannot continue if either of the following is true:

- The *ddn* is JES3JCT because access to the JCT data set is required.
- This is a local processor because all local processors must have access to all of the global's spool data sets.

**System action:** This message is written to the JES3OUT data set to provide a hardcopy log of changes being made to the JES3 spool configuration during the current restart. If this is a global processor and the failure was not for the JCT data set, message IAT4006 or IAT4007 is issued in conjunction with this message. They ask the system operator if JES3 should be allowed to continue execution without the data set.

**Programmer response:** If the operator response to message IAT4006 or IAT4007 is CONTINUE, the data set will be made unavailable. If the operator response is CANCEL, or if neither message was issued because JES3 initialization cannot continue without the data set, this message will provide documentation in the JES3OUT data set of the JES3 initialization failure reason (DM011).

**Module:**

**Containing**  
IATINS D

**Detecting**  
IATINS D

**Issuing**  
IATINS D

**Routing Code:** 2

**Descriptor Code:** 7

#### IAT4004

##### Explanation:

►►—OPEN FAILED FOR OLD SPOOL DATASET—*ddn*,—DATASET WAS NOT USED AT LAST JES3 RESTART—◄◄

JES3 was unable to open the spool data set with a ddname of *ddn*; the data set was not allocated to JES3 or dynamic allocation of the data set failed. The data set was not used by JES3 during the previous JES3 global processor restart.

**System action:** The spool data set is placed into an unavailable state; JES3 initialization processing continues without requiring access to the data set. The spool space allocation maps will be restored from the checkpoint data set, if possible, to allow jobs with data on the unavailable spool data set to be retained in the job queue.

**Programmer response:** If access to the spool data set is required, determine why the data set was not allocated and correct the situation; restart JES3 on the global processor, and then restart JES3 on all active local processors.

##### Module:

**Containing**  
IATINS D

**Detecting**  
IATINS D

**Issuing**  
IATINS D

**Routing Code:** 2

**Descriptor Code:** 7

#### IAT4005

##### Explanation:

►►—OPEN NOT ATTEMPTED—FOR SPOOL DATASET—*ddn*,—FORMATTING REQUIRED—◄◄

During JES3 global processor hot start processing, initialization of spool data set with a ddname of *ddn* has been bypassed because formatting of the data set failed during the previous JES3 warm or cold start. Formatting of the data set is necessary before using the data set and formatting is not performed during hot starts.

**System action:** The data set is placed into an unavailable state; JES3 initialization processing does not perform any checks to determine if the data set was allocated to JES3 and does not attempt to open the data set.

**Programmer response:** If access to the spool data set is required, IPL the system and perform a warm start of JES3.

##### Module:

**Containing**  
IATINS D

**Detecting**  
IATINS D

**Issuing**  
IATINS D

**Routing Code:** 2

**Descriptor Code:** 7

#### IAT4006

##### Explanation:

►►—OPEN FAILED FOR OLD SPOOL DATASET—*ddn*— (CONTINUE OR CANCEL)—◄◄

## IAT4007

JES3 was unable to open the spool data set with a ddname of *ddn*; the data set was probably not allocated to JES3 or dynamic allocation of the data set failed.

**System action:** JES3 initialization waits for one of the following operator replies:

### CONTINUE

the spool data set is placed into an unavailable state; JES3 initialization processing continues without requiring access to the data set. The spool space allocation maps will be restored from the checkpoint data set if possible, to allow jobs with data on the spool data set to be retained in the job queue.

### CANCEL

JES3 initialization ends with a DM012 abend.

**Programmer response:** If access to the spool data set is required, determine why the data set was not allocated and correct the situation; restart JES3 on the global processor, and then restart JES3 on all active local processors.

### Module:

Containing	Detecting	Issuing
IATINSDD	IATINSDD	IATINSDD

**Routing Code:** 1

**Descriptor Code:** 7

---

## IAT4007

### Explanation:

▶▶—OPEN FAILED FOR NEW SPOOL DATASET—*ddn*— (CONTINUE OR CANCEL)—▶▶

JES3 was unable to open the spool data set with a ddname of *ddn*; the data set was probably not allocated to JES3 or dynamic allocation of the data set failed. The spool data set was not previously used by JES3 and is being added during the current restart.

**System action:** JES3 initialization waits for one of the following operator replies:

### CONTINUE

JES3 initialization continues; spool data set with a ddname of *ddn* is removed from the checkpointed spool configuration.

### CANCEL

JES3 initialization ends with a DM012 abend.

If CONTINUE is replied, the spool data set definition is deleted; subsequent global processor hot starts and local processor restarts will not attempt to access the data set.

**Programmer response:** If access to the spool data set is required, determine why the data set was not allocated and correct the situation; IPL the system and perform a warm start.

If JES3 can continue without the data set, reply CONTINUE. During subsequent hot or local starts, no open will be attempted for the data set and no \*INQUIRY (\*INQUIRY,Q,DD) or \*MODIFY (\*MODIFY,Q,DD) commands will be accepted that specify the ddname of the data set.

### Module:

Containing	Detecting	Issuing
IATINSDD	IATINSDD	IATINSDD

**Routing Code:** 1

**Descriptor Code:** 7

---

**IAT4008****Explanation:**

▶▶—ENTER DDNAME(S) OF—REPLACED PRE-FORMATTED—SPOOL DATASET(S), END, OR CANCEL—▶▶

JES3 initialization is in progress with a start type of WR (warm with spool data set replace) or WAR (warm, with analysis and with spool data set replace). This WTOR is issued to obtain from the operator the ddnames, if any, of the previously used pre-formatted spool data sets that are to be replaced during this restart.

**System action:** JES3 initialization waits for an operator reply of:

*dd1, dd2, ddn*

specifies that the spool data sets with ddnames of *dd1*, *dd2*, and *ddn* were previously formatted and are being replaced during this JES3 restart.

**END**

specifies that input of the pre-formatted data set ddnames is complete.

**CANCEL**

specifies that JES3 initialization should end immediately.

Message IAT4010 is issued for each replied ddname to confirm that the requested data set will be processed as a replaced data set. Message IAT4008 will then be reissued until a reply of END is received. Jobs which are found to have data on a replaced spool data set will be deleted from the complex.

**Operator response:** Reply with the ddnames of the spool data sets to be replaced for which formatting is not necessary, or reply END. If the operator specified a wrong *ddname* and message IAT4010 was issued, a reply of CANCEL to IAT4008 ends JES3 initialization before the deletion of jobs that have data on the data set.

**Module:**

**Containing**  
IATINSD

**Detecting**  
IATINSD

**Issuing**  
IATINSD

**Routing Code:** 1

**Descriptor Code:** 7

---

**IAT4009****Explanation:**

▶▶—ENTER DDNAME(S) OF REPLACED SPOOL—DATASET(S) TO BE FORMATTED, END, OR CANCEL—▶▶

JES3 initialization is in progress with a start type of WR (warm with spool data set replace) or WAR (warm, with analysis and with spool data set replace). This WTOR is issued to obtain the ddnames, if any, of the spool data sets that are to be replaced during this restart for which formatting is required.

**System action:** JES3 initialization waits for an operator reply of:

*dd1, dd2, ddn*

specifies that the spool data sets with ddnames of *dd1*, *dd2*, and *ddn* require formatting to take place with this JES3 restart.

**END**

specifies that input of the data set ddnames is complete.

**CANCEL**

specifies that JES3 initialization should end immediately.

Message IAT4013 is issued for each replied ddname for which formatting is not mandatory to confirm that formatting is indeed required. Message IAT4010 is then issued for each replied ddname to acknowledge that the requested data set will be processed as a replaced data set. Message IAT4009 will then be reissued until a reply of END is received.

## IAT4010 • IAT4011

Jobs which are found to have data on a replaced spool data set will be deleted from the complex.

**Operator response:** Reply with the ddnames of the spool data sets to be replaced for which formatting is required, or reply END. If the operator specified a wrong ddname and message IAT4010 was issued, a reply of CANCEL to IAT4009 ends JES3 initialization before formatting of the data set or deletion of jobs that have data on the data set.

**Module:**

Containing	Detecting	Issuing
IATINSDD	IATINSDD	IATINSDD

**Routing Code:** 1

**Descriptor Code:** 7

---

### IAT4010

**Explanation:**

►►—SPOOL DATASET—*ddn*—REPLACED—, TO BE FORMATTED—►►

The system operator specified a ddname of *ddn* in response to message IAT4008 or IAT4009, and the ddname was found to be valid. This message acknowledges that JES3 initialization has accepted the ddname and that the corresponding spool data set will be processed as being replaced.

If the ddname was specified in response to message IAT4009, the TO BE FORMATTED section of the message will be displayed. The corresponding spool data set will be formatted when END is responded to message IAT4009.

**System action:** JES3 processing continues with the processing of the next ddname in the reply. When processing of the reply is complete, the WTOR (IAT4008 or IAT4009) is reissued.

**Operator response:** None. This is an informational message.

**Module:**

Containing	Detecting	Issuing
IATINSDD	IATINSDD	IATINSDD

**Routing Code:** 2

**Descriptor Code:** 7

---

### IAT4011

**Explanation:**

►►—DDNAME—*ddn*—NOT DEFINED OR INELIGIBLE—►►

The system operator specified a ddname of *ddn* in response to message IAT4008 or IAT4009, and one of the following conditions was detected:

- there is no spool data set defined with a ddname of *ddn*.
- the spool data set with a ddname of *ddn* was previously deleted.
- the spool data set with a ddname of *ddn* is not available during the current JES3 restart.

**System action:** JES3 processing continues with the processing of the next ddname in the reply; the input *ddn* is ignored. When processing of the reply is complete, the WTOR (IAT4008 or IAT4009) is reissued.

**Operator response:** Consult the system programmer to determine the correct ddname for your next response to IAT4008 or IAT4009.

**Module:**



**Containing**  
IATINSD

**Detecting**  
IATINSD

**Issuing**  
IATINSD

**Routing Code:** 10

**Descriptor Code:** 4

### IAT4012

**Explanation:**

▶▶—INVALID REPLY—*xxx*—FOR A DDNAME—◀◀

The system operator specified a ddname of *xxx* in response to message IAT4008 or IAT4009, and one of the following conditions was detected:

- *xxx* is more than 8 characters in length.
- *xxx* contains characters which are not valid in a ddname.

**System action:** JES3 processing continues with the processing of the next ddname in the reply; the input *ddn* is ignored. When processing of the reply completes, the WTOR (IAT4008 or IAT4009) is reissued.

**Operator response:** Consult the system programmer to determine the correct ddname for your next response to IAT4008 or IAT4009.

**Module:**

**Containing**  
IATINSD

**Detecting**  
IATINSD

**Issuing**  
IATINSD

**Routing Code:** 10

**Descriptor Code:** 4

### IAT4013

**Explanation:**

▶▶—CONFIRM FORMAT REQUEST—FOR SPOOL DATASET—*ddn*—ON—*vol*—(U)—◀◀

The system operator specified a ddname of *ddn* in response to message IAT4009 and one of the following conditions was detected:

- ddname *ddn* was defined in the JES3 initialization stream by a TRACK initialization statement.
- the corresponding spool data set was previously used by JES3 and completed spool data set validation in a previous JES3 restart.

This message asks the system operator to confirm that formatting of the data set is to be allowed.

**System action:** JES3 initialization processing waits for one of the following operator replies:

**U** indicates that the ddname *ddn* was valid and that the corresponding spool data set resides on the proper DASD volume; JES3 formatting of the data set is to be performed.

**anything other than U**

indicates that the input *ddn* was in error; the spool data set is not to be formatted nor is it to be processed as being replaced.

When processing of the reply completes, message IAT4009 is reissued.

**Operator response:** If the spool data set which requires formatting resides on the proper DASD volume, reply U.

**Module:**

## IAT4025 • IAT4026

**Containing**  
IATINSD

**Detecting**  
IATINSD

**Issuing**  
IATINSD

**Routing Code:** 1

**Descriptor Code:** 7

---

### IAT4025

**Explanation:**

▶▶—SPOOL DATASET—*ddn*—MOVED FROM—*old vol*—TO—*new vol*—(CONTINUE OR CANCEL)————▶▶

Spool data set with a ddname of *ddn* was found on DASD volume ID “new”; however, the data set resided on the volume ID “old” the last time JES3 accessed the data set.

**System action:** For local processor restarts, message IAT4025 is written to the JES3OUT data set and JES3 initialization ends immediately with a DM012 abend.

For global processor restarts, this message is written as a WTOR to check with the system operator that the proper DASD volume is mounted and/or that the catalog is correct (if the data set was allocated to JES3 using the system catalog). JES3 initialization waits for one of the following operator replies:

**CONTINUE**

JES3 initialization continues; the checkpointed volume serial for this spool data set is updated for subsequent JES3 restarts.

**CANCEL**

JES3 initialization ends immediately with a DM011 abend.

**Operator response:** Contact the system programmer to determine the proper actions to be taken.

**Programmer response:** The proper procedure for moving a spool data set to a new DASD volume requires that the global processor be restarted, with the new volume mounted, before initiating any local processor restarts.

If the wrong spool volume is mounted, have the system operator reply CANCEL, mount the correct volume, and restart JES3. If the volume serial was changed, or the data set was moved to the new volume, reply CONTINUE.

**Module:**

**Containing**  
IATINSR

**Detecting**  
IATINSR

**Issuing**  
IATINSR

**Routing Code:** 1

**Descriptor Code:** 7

---

### IAT4026

**Explanation:**

▶▶—EXTENT FOR SPOOL DATASET—*ddn*—CHANGED OVER RESTART—(CONTINUE OR CANCEL)————▶▶

The characteristics of the spool data set with a ddname of *ddn* were found to be different from the characteristics of the data set that was last accessed by JES3 using the same *ddn*. The modified characteristics may be one or more of the following:

- Data set starting track address (CCHH)
- Data set ending track address (CCHH)
- Number of records that will fit on a track
- Number of tracks per cylinder

To allow proper translation of DASD record addresses (CCHHR) to the form internally maintained by JES3, the above characteristics must always remain constant. A change in any of the characteristics may only be affected over a JES3 cold start or by performing a replace on the spool data set.

**System action:** For local processor restarts, message IAT4026 is written to the JES3OUT data set and JES3 initialization ends immediately with a DM012 abend.

For global processor restarts, this message is written as a WTOR to determine if JES3 can continue processing without the affected spool data set. JES3 initialization waits for one of the following operator replies:

**CONTINUE**

The spool data set is dynamically unallocated and is placed into an unavailable state. Jobs which have written data to the affected spool data set will be placed into a spool hold state or will be purged from the system if necessary.

**CANCEL**

JES3 initialization ends immediately with a DM011 abend.

**Operator response:** Contact the system programmer to determine the proper actions to be taken.

**Programmer response:** If the wrong spool volume is mounted, have the system operator reply CANCEL, mount the correct volume, and restart JES3. If the volume serial was changed, or if the data set was moved to the new volume, reply CONTINUE.

The proper procedure for replacing a spool data set requires that the global processor be restarted with the replaced data set before initiating any local processor restarts.

**Module:**

Containing	Detecting	Issuing
IATINSR	IATINSR	IATINSR

**Routing Code:** 1

**Descriptor Code:** 7

**IAT4027**

**Explanation:**

►►—SPOOL DATASET—*ddn*—IS NOT USABLE, RC=—*rc*,—ERR=—*err*,—*reason**text*—(CONTINUE OR CANCEL)————►►

An error was encountered during validation or formatting of a previously used spool data set. The return code, error code, and error reason indicate the specific error; for each return code *rc*, one or more error codes *err* further qualifies the error.

**rc=04**

data set not usable.

**err=2c FORMAT VERIFY FAILURE**

the entire spool data set is described by BADTRACK entries.

**err=30 FORMAT VERIFY FAILURE**

track format verification failed; the data set is not properly formatted.

**err=34 FORMAT ERRORS EXCEEDED**

data set formatting prematurely ended because of consecutive formatting errors on a given DASD head.

**err=38 FORMAT ERRORS EXCEEDED**

data set formatting prematurely ended because of consecutive formatting errors.

**err=3C FORMAT ERRORS EXCEEDED**

data set formatting prematurely ended because of total number of formatting errors.

**rc=08**

data set extent error.

## IAT4028

**err=04 IATYIOP EXTENT ERROR**

the IATYIOP extent entry for the spool data set did not contain a valid data set control block (DCB) address.

**err=08 IATYIOP EXTENT ERROR**

the data set control block (DCB) for the spool data set was not open.

**err=0C IATYIOP EXTENT ERROR**

the buffer size (spool record length) for the data set was larger than the maximum allowed.

**err=14 DEVICE TYPE ERROR**

DEVTYPE SVC error.

**err=18 DEVICE TYPE ERROR**

the device type on which the spool data set resides is not supported by JES3 for use in the spool.

**err=1C MULTI-EXTENT DATA SET**

the spool data set consists of multiple DASD extents.

**err=20 NULL DATA SET**

the spool data set contains no tracks (null data set).

**err=24 TRACK CAPACITY ERROR**

TRKCALC service routine error.

**err=28 TRACK CAPACITY ERROR**

the spool buffer size is greater than the device track size.

**err=48 UNABLE TO ACCESS UCB**

the UCB address for the spool data set could not be translated by the IOS IOSCAPU service.

**err=4C ERROR ACCESSING UCB**

the IOS IOSCAPU service encountered an unexpected error while processing a UCB request.

**rc=0C**

insufficient virtual storage.

**rc=10**

IATDMVR parameter error.

**System action:** JES3 initialization waits for one of the following operator replies:

**CONTINUE**

the spool data set is placed into an unavailable state; JES3 initialization processing continues without requiring access to the data set. The spool space allocation maps will be restored from the checkpoint data set if possible, to allow jobs with data on the spool data set to be retained in the job queue.

**CANCEL**

JES3 initialization ends with a DM012 abend.

**Operator response:** Contact the system programmer to determine the proper action to be taken.

**Programmer response:** If access to the spool data set is required, correct the situation, restart JES3 on the global processor, and then restart JES3 on all local processors.

**Module:**

**Containing**  
IATINSR

**Detecting**  
IATDMVR

**Issuing**  
IATINSR

**Routing Code:** 1

**Descriptor Code:** 7

---

IAT4028

**Explanation:**

▶▶—NEW SPOOL DATASET—*ddn*—IS NOT USABLE, RC=—*rc*,—ERR=—*err*,—*reason text*—(CONTINUE OR CANCEL)————▶▶

An error was encountered during validation or formatting of the spool data set with a ddname of *ddn*, which was being added to the JES3 spool configuration during the current restart. The return code, error code, and error reason indicate the specific error. See the explanation of message IAT4027 for details.

**System action:** JES3 initialization waits for one of the following operator replies:

**CONTINUE**

JES3 initialization continues; the spool data set with a ddname of *ddn* is removed from the checkpointed spool configuration.

**CANCEL**

JES3 initialization ends with a DM012 abend.

If CONTINUE is replied, the spool data set definition is deleted; subsequent global processor hot starts and local processor restarts will not attempt to access the data set.

**Operator response:** Contact the system programmer to determine the proper action to be taken.

**Programmer response:** If access to the spool data set is required, correct the situation, restart JES3 on the global processor, and then restart JES3 on all local processors.

**Module:**

Containing	Detecting	Issuing
IATINSR	IATDMVR	IATINSR

**Routing Code:** 1

**Descriptor Code:** 7

**IAT4029**

**Explanation:**

▶▶—INVALID BADTRACK—INITIALIZATION STATEMENT ---DDNAME=—*ddn*—,CYL=—*cyl*—,TRK=—*trk*—————▶▶

An incorrect BADTRACK statement was read from the JES3 initialization stream. One or more of the following errors was detected:

- The specified ddname *ddn* is not valid; there is no TRACK OR FORMAT initialization statement with this ddname.
- Cylinder address *cyl* is not within the extent for the spool data set with a ddname of *ddn*.
- Track *trk* is not within the valid range for the DASD device type on which the data set with a ddname of *ddn* is allocated, or the combination of cylinder *cyl* and track *trk* is not within the extent for the spool data set.

**System action:** JES3 ignores the BADTRACK initialization statement.

**Programmer response:** Correct the associated BADTRACK initialization statement before the next JES3 warm or cold start or delete the statement in error.

**Module:**

Containing	Detecting	Issuing
IATINSR	IATINSR	IATINSR

**Routing Code:** Note 19

**Descriptor Code:** –

## IAT4030 • IAT4032

---

### IAT4030

#### Explanation:

►► `—nnn—` SPOOL DATA SETS IN USE `—————` ◄◄  
    └──NO──┘

This is an informational message displayed during initialization of the JES3 spool to indicate the total number of accessible spool data sets.

**System action:** If no spool data sets were successfully opened and available for use, JES3 initialization ends with a DM012 abend. At least one spool data set must be available to JES3 at all times.

**Operator response:** None. This is an informational message.

#### Module:

Containing	Detecting	Issuing
IATINSR	IATINSR	IATINSR

**Routing Code:** 2

**Descriptor Code:** 7

---

### IAT4031

#### Explanation:

►► `—FORMATTING OF SPOOL DATASET—ddn—` IN PROGRESS `—————` ◄◄

Formatting of the spool data set with a ddname of *ddn* has been initiated as a result of one of the following:

- the spool data set with a ddname of *ddn* was described by a FORMAT initialization statement and the data set was not previously used by JES3.
- the spool data set with a ddname of *ddn* was previously used by JES3 but is being replaced with formatting during the current restart; ddname *ddn* was replied to message IAT4009.
- formatting of the spool data set with a ddname of *ddn* failed during the previous JES3 restart (warm or cold) but the data set was defined by a TRACK or FORMAT initialization statement during the current warm start of JES3.

**System action:** JES3 initialization processing continues. JES3 issues message IAT4032 when formatting of the data set completes. If the data set is not acceptable for use in the JES3 spool, JES3 issues message IAT4027 or IAT4028.

**Operator response:** None. This is an informational message.

#### Module:

Containing	Detecting	Issuing
IATINSR	IATINSR	IATINSR

**Routing Code:** 2

**Descriptor Code:** 2

---

### IAT4032

#### Explanation:

►► `—FORMATTING OF SPOOL DATASET—ddn—` COMPLETE `—nnn—` ERRORS `—————` ◄◄  
  └──NO──┘

Formatting of the spool data set with a ddname of *ddn* has completed. This message follows message IAT4031 which indicated that JES3 had initiated formatting of the data set. If all DASD tracks within the data set were properly

formatted, NO will be displayed in the message text. If there were formatting errors, *nnn* indicates the total number of tracks that were not formatted.

**System action:** JES3 initialization processing continues; JES3 writes message IAT4035 to the JES3OUT data set for each of the *nnn* tracks that were not successfully formatted.

**Operator response:** If errors were encountered during format processing of the data set, notify the system programmer.

**Programmer response:** Add a BADTRACK statement to the JES3 initialization stream for each spool track not formatted before the next warm or cold start. The JES3OUT data set indicates which DASD tracks were not formatted with message IAT4035.

**Module:**

Containing	Detecting	Issuing
IATINSR	IATINSR	IATINSR

**Routing Code:** 2

**Descriptor Code:** 7

### IAT4033

**Explanation:**

▶▶—ERROR WRITING THE SPOOL DATASET—CHECKPOINT RECORD, RC=—rc—▶▶

A change in status of a spool data set was detected during initialization of the JES3 spool. An error was subsequently encountered writing the updated IATYVOL record to the checkpoint data sets.

If checkpoint duplexing was being used, JES3 issues this message only if the write operation failed on both checkpoint data sets.

**System action:** JES3 initialization processing continues; however, subsequent attempts to update the IATYVOL checkpoint record may fail. JES3 attempts recovery from the error before completion of JES3 initialization. If recovery fails, JES3 issues message IAT4142 at the time of failure.

If the current restart fails to complete, the intermediate status checkpoint data may be lost.

**Operator response:** Notify the system programmer. If JES3 initialization completes, reduce the queue backlog, particularly if JES3 local processors are still active. This is necessary since a cold start may eventually be required to correct the problem.

**Programmer response:** If there are indications of permanent errors, reallocate the checkpoint data sets and cold start the complex. See the IATXCKPT macro return codes in the *z/OS JES3 Customization*.

**Problem determination:** Table I, items 18 and 37; Table III, items 4 and 6.

**Module:**

Containing	Detecting	Issuing
IATINSR	IATGRCK	IATINSR

**Routing Code:** 2

**Descriptor Code:** 7

### IAT4034

**Explanation:**

▶▶—FORMAT COMPLETED FOR DDNAME=—ddn—,CYL=—cyl—,TRK=—trk—▶▶

A BADTRACK statement was read from the JES3 initialization stream identifying the track CYL=*cyl* and TRK=*trk* on

## IAT4035 • IAT4036

the spool data set with a ddname of *ddn*; however, JES3 has formatted the spool data set and formatting of the identified track has successfully completed.

**System action:** JES3 ignores the corresponding BADTRACK initialization statement and permits allocation and use of the identified track unless I/O errors are later encountered for the track.

**Programmer response:** Delete the BADTRACK statement from the JES3 initialization stream that defines the identified track. The BADTRACK statement contains the following parameters:

BADTRACK,DDNAME=*ddn*,CYL=*cyl*,TRK=*trk*

Failure to update the initialization stream before performing the next warm start results in JES3 bypassing allocation of the track. If the identified track is actually usable, this can result in unnecessary performance degradation and wasting of the logical track group within which the track lies.

### Module:

Containing	Detecting	Issuing
IATINSR	IATDMVR	IATINSR

**Routing Code:** Note 19

**Descriptor Code:** –

---

### IAT4035

#### Explanation:

▶▶—FORMAT FAILED FOR DDNAME=*ddn*—,CYL=*cyl*—,TRK=*trk*—▶▶

Formatting failed for track CYL=*cyl* and TRK=*trk* within the data set with the ddname of *ddn* and no BADTRACK initialization statement describing the track was found.

**System action:** JES3 dynamically adds an entry to the BADTRACK checkpoint record describing the track and suspends allocation of the identified track until the next restart of JES3.

**Programmer response:** Add a BADTRACK statement to the JES3 initialization stream before the next warm or cold start to prevent JES3 from accessing the unformatted track. The BADTRACK statement contains the following parameters: BADTRACK,DDNAME=*ddn*,CYL=*cyl*,TRK=*trk*

Failure to update the initialization stream before performing the next warm start can cause unnecessary JES3 spool error recovery processing when I/O is attempted to that track. For intermittent errors, failure to update the initialization stream can result in a loss of jobs and/or data.

### Module:

Containing	Detecting	Issuing
IATINSR	IATDMVR	IATINSR

**Routing Code:** Note 19

**Descriptor Code:** –

---

### IAT4036

#### Explanation:

▶▶—UNALLOCATION OF SPOOL DATASET—*ddn*,—FAILED—▶▶

An error occurred during initialization processing of the spool data set with a ddname of *ddn*; the data set was allocated to JES3 but was later found to be unusable. This message is preceded by one of messages IAT4026, IAT4027, IAT4028, or IAT4040 indicating why the data set is unusable. An attempt has failed to dynamically unallocate the data set to allow the system programmer access to the data set and/or DASD volume containing the data set.

**System action:** JES3 initialization processing continues without further access to the data set. Access to the volume



containing the data set will not be required if the volume contained only the single spool data set; however, the data set and volume remain MVS allocated to JES3.

**Programmer response:** If the volume containing the affected spool data set contains no other data sets, the volume can be removed from the system for offline recovery.

**Module:**

Containing	Detecting	Issuing
IATINSR	IATINSR	IATINSR

**Routing Code:** 10

**Descriptor Code:** 7

**IAT4037**

**Explanation:**

►►—SPOOL DATASET—*ddn*,—UNALLOCATED—◄◄

An error occurred during initialization processing of the spool data set with a ddname of *ddn*; the data set was allocated to JES3 but was later found to be unusable. This message is preceded by one of messages IAT4026, IAT4027, IAT4028, or IAT4040 indicating why the data set is unusable. The data set has been dynamically unallocated to allow the system programmer access to the data set and/or DASD volume containing the data set without JES3 conflicts.

**System action:** JES3 initialization processing continues without further access to the data set. Access to the volume containing the data set will not be required if the volume contained only the single spool data set.

**Programmer response:** If the volume containing the affected spool data set contains no other data sets, the volume can be removed from the system for offline recovery.

**Module:**

Containing	Detecting	Issuing
IATINSR	IATINSR	IATINSR

**Routing Code:** 10

**Descriptor Code:** 7

**IAT4038**

**Explanation:**

►►—FORMATTING BYPASSED FOR PREVIOUSLY—FORMATTED SPOOL DATASET—*ddn*—◄◄

A FORMAT statement was read from the JES3 initialization stream for spool data set ddname *ddn*; however, the data set was previously formatted and used by JES3.

**System action:** JES3 does not format the spool data set because formatting would destroy data previously written to the spool data set.

**Programmer response:** Replace the FORMAT statement in the initialization stream with an equivalent TRACK statement. If formatting of the data set is required, JES3 should be restarted with a start type of WR or WAR (in response to message IAT3011) and *ddn* should be replied to message IAT4009.

**Module:**

Containing	Detecting	Issuing
IATINSR	IATINSR	IATINSR

**Routing Code:** 2

## IAT4039 • IAT4041

Descriptor Code: 7

---

### IAT4039

**Explanation:**

▶▶—ERROR(S) ENCOUNTERED FORMATTING— THE JCT DATASET—▶▶

During JES3 cold start processing, at least one error was encountered while formatting the job control table (JCT) data set.

**System action:** JES3 initialization ends with a DM012 abend.

**Operator response:** Notify the system programmer.

**Programmer response:** Use the IEHLIST utility program to analyze the JCT data set and to assign alternate tracks to those found to be defective, or reallocate the JCT data set on a new DASD volume and restart JES3.

**Problem determination:** Table I, items 18 and 37; Table III, items 2, 4, 5, and 6.

**Module:**

Containing	Detecting	Issuing
IATINSR	IATDMVR	IATINSR

Routing Code: 2

Descriptor Code: 7

---

### IAT4040

**Explanation:**

▶▶—SPOOL DATASET—*ddn*— FORMAT REQUIRED—▶▶

During a JES3 global processor hot start or local processor restart, an available spool data set was found that requires formatting. Spool data set formatting can be performed only during JES3 warm or cold starts.

**System action:** JES3 initialization ends with a DM012 abend.

**Operator response:** Contact the system programmer to determine the proper action to be taken.

**Programmer response:** To circumvent the problem, IPL the processor, make the identified spool data set unavailable to JES3, and perform a warm start.

The procedure for reinstating a previously unavailable data set requires that the global processor be restarted with the data set available before initiating any local processor restarts.

**Problem determination:** Table III, items 2, 4, 5, 6, and 7.

**Module:**

Containing	Detecting	Issuing
IATINSR	IATINSR	IATINSR

Routing Code: 2

Descriptor Code: 7

---

### IAT4041

**Explanation:**

►►—SPOOL DATASET—*ddn*—NOW AVAILABLE, HELD JOBS MAY BE RELEASED—◄◄

Spool data set *ddn* was not available to JES3 during the previous JES3 restart because it was unusable or not allocated. The data set is available during the current restart and was found to be usable.

**System action:** JES3 releases jobs containing data on the spool data set that were previously placed into a spool hold state. Jobs containing data on the data set will not be released from a spool hold if the data set was held before it becoming unavailable (using the \*MODIFY,Q,DD=*ddn*,HOLD command).

**Operator response:** Display the JES3OUT data set for a list of jobs that have been released from spool. If the spool data set was held using the \*MODIFY,Q,DD=*ddn*,HOLD command, the reverse command \*MODIFY,Q,DD=*ddn*,RELEASE must be issued before JES3 resumes allocation of space on the data set and releases jobs that were held.

**Module:**

Containing	Detecting	Issuing
IATINSR	IATINSR	IATINSR

**Routing Code:** 2

**Descriptor Code:** 7

#### IAT4042

**Explanation:**

►►— STT RECORDS FOR— *cbid*— MOVED FROM SPOOL— *spool*—◄◄

During a global processor hot start with refresh or \*MODIFY,CONFIG command processing, Single Track Table (STT) records with the control block ID *cbid* were moved to other extents from a spool extent that was being deleted. This is an informational message in JES3OUT.

**System action:** Processing continues.

**Operator response:** None. This is an informational message.

**Module:**

Containing	Detecting	Issuing
IATMOSTT	IATMOSTT	IATMOSTT

**Routing Code:** 2

**Descriptor Code:** 5,7

#### IAT4043

**Explanation:**

►►— STT HEADER AT— *address*— IS NOT VALID—◄◄

During a global processor hot start with refresh or \*MODIFY,CONFIG command processing, a Single Track Table (STT) extent at the address *address* was not valid.

**System action:** Processing is terminated.

**Operator response:** Inform your systems programmer and restart JES3 as soon as possible to rebuild the STT table.

**Programmer response:** Contact IBM Support.

**Module:**

## IAT4044 • IAT4045

**Containing**  
IATMOSTT

**Detecting**  
IATMOSTT

**Issuing**  
IATMOSTT

**Routing Code:** 2

**Descriptor Code:** 5,7

---

### IAT4044

**Explanation:**

▶▶— STT RECORD— *cbid*—AT— *m.r*— PURGED—▶▶

During a global processor hot start with refresh or \*MODIFY,CONFIG command processing, a Single Track Table (STT) record with the control block ID *cbid* was found at the *m.r* spool address. Because no processing routine was provided for it, the record was purged.

**System action:** Processing is terminated.

**Operator response:** Inform your systems programmer. Failures can result from the missing record.

**Programmer response:** Verify that the record is identified by an IATXSTTM definition in module IATINST. If this is an IBM control block, contact IBM Support. Otherwise, include a control block definition similar to other IBM definitions, or add code to user exit IATUX73.

**Module:**

**Containing**  
IATMOSTT

**Detecting**  
IATMOSTT

**Issuing**  
IATMOSTT

**Routing Code:** 2

**Descriptor Code:** 5,7

---

### IAT4045

**Explanation:**

▶▶— SPOOL RECORDS FOR— *dspname*—\_DSP—  
                                  └─INITIALIZATION─┘— MOVED FROM SPOOL— *spool*—▶▶

During a global processor hot start with refresh or \*MODIFY,CONFIG command processing, either Single Track Table (STT) records for the DSP *dspname* or initialization internal text files were moved to other extents from a spool extent that was being deleted.

This is an informational message in JES3OUT.

**System action:** Processing continues.

**Operator response:** None. This is an informational message.

**Programmer response:** None. This is an informational message.

**Module:**

**Containing**  
IATMOSQC

**Detecting**  
IATMOSQC

**Issuing**  
IATMOSQC

**Routing Code:** 2

**Descriptor Code:** 7

---

**IAT4046****Explanation:**

▶▶— SPOOL RECORDS FOR JOB—*jobname(jobid)*—MOVED FROM SPOOL— *spool*—▶▶

During Modify Config processing, the control blocks for job *jobname* were moved from the spool to other spool extents.

**System action:** Processing continues.

**Operator response:** None. This is an informational message.

**Programmer response:** None. This is an informational message.

**Module:**

Containing	Detecting	Issuing
IATMOSQC	IATMOSQC	IATMOSQC

**Routing Code:** 2

**Descriptor Code:** 7

---

**IAT4047****Explanation:**

▶▶— STARTING ANOTHER PASS—▶▶

During MODIFY CONFIG processing, data was found on a spool extent that was being deleted. An attempt was made to cancel the job(s) during a prior pass through the allocation tables.

This message indicates that a new check is starting, to ensure that no data exists on the affected spool. If data is found on the extent, message IAT4126, followed by WTOR IAT4174, will be issued.

**System action:** Processing continues.

**Operator response:** If the job is a started task, use the MVS CANCEL command or the appropriate stop procedure to stop the execution. Then start a writer to allow the output to be processed and the data to be purged from the spool.

If the job is the SYSLOG, use the WRITELOG CLOSE command, followed by the WRITELOG START command, to terminate the SYSLOG job and start a new one.

**Programmer response:** None. This is an informational message.

**Module:**

Containing	Detecting	Issuing
IATMOSQC	IATMOSQC	IATMOSQC

**Routing Code:** 2

**Descriptor Code:** 7

---

**IAT4050****Explanation:**

▶▶—NO SPART STATEMENT FOUND—FOR PARTITION—*spart*,—PARTITION DELETED—▶▶

An SPART initialization statement was not found for a spool partition defined in the previous JES3 warm or cold start.

The text PARTITION DELETED is not displayed when the message is issued during \*MODIFY CONFIG command

## IAT4051 • IAT4052

processing. The partition is not deleted and the command is eventually failed.

**System action:** None if this message is issued in response to the \*MODIFY CONFIG command. If this message is issued during JES3 initialization, JES3 deletes spool partition *spart* and deletes all references to the partition from the system during JES3 initialization. For jobs previously read into the system requesting the spool partition, JES3 issues message IAT4125 and satisfies subsequent spool space allocation requests from the default spool partition. Spool data sets defined in the partition are placed into the default partition.

If this message is issued during \*MODIFY CONFIG processing, no action is taken.

**Operator response:** Ensure that the SPART statement for the partition identified by *spart* is correct and included in the initialization stream.

**Programmer response:** If the SPART statement was unintentionally modified or deleted, correct the initialization stream and restart JES3.

If this message is issued as a result of the \*MODIFY CONFIG command, add the missing SPART statements and reissue the command.

### Module:

Containing	Detecting	Issuing
IATINSP	IATINSP	IATINSP

**Routing Code:** Note 19

**Descriptor Code:** –

---

### IAT4051

#### Explanation:

▶▶—INVALID OVERFLOW PARTITION—*spart1*—REQUESTED FOR—*spart2*—▶▶

The SPART initialization statement for spool partition *spart2* specified OVRFL=*spart1* and spool partition *spart1* was not defined; that is, no SPART initialization statement specifies NAME=*spart1*.

**System action:** JES3 disables overflow out of spool partition *spart2* and processes space allocation from the partition *spart2* as if OVRFL=NO was specified.

**Operator response:** Consult the system programmer for the proper action to be taken. If applicable, issue the \*MODIFY,Q,SP=*spart2*,OVRFL=option command to enable space allocation overflow from *spart2* to an appropriately defined spool partition.

**Programmer response:** If a previous JES3 initialization error has occurred when processing the SPART initialization statement for spool partition *spart1*, correct the SPART initialization statement before the next JES3 warm start. Otherwise, modify the SPART initialization statement for partition *spart2* to specify a valid spool partition name for overflow and perform a JES3 warm or cold start.

### Module:

Containing	Detecting	Issuing
IATINSP	IATINSP	IATINSP

**Routing Code:** 2

**Descriptor Code:** 7

---

### IAT4052

#### Explanation:

▶▶—SPOOL PARTITION—*spart1*—OVERFLOW TO—*spart2*—REJECTED; CIRCULAR OVERFLOW WOULD RESULT—▶▶

The SPART initialization statement for spool partition *spart2* specified OVRFL=*spart1* and spool *spart1* was found to:

- overflow into partition *spart2*.
- overflow into a partition that overflows into partition *spart2*.

The resulting partition overflow hierarchy would have resulted in a circular overflow process.

**System action:** JES3 disables overflow out of spool partition *spart2* and processes space allocation from the partition as if OVRFL=NO was specified.

**Operator response:** Consult the system programmer for the proper action to be taken. If applicable, issue the \*MODIFY,Q,SP=*spart2*,OVRFL=option command to enable space allocation overflow from *spart2* to an appropriate spool partition.

**Programmer response:** Modify the SPART initialization statement for one or more of the partitions in the partition overflow hierarchy for *spart2* and perform a JES3 warm or cold start.

**Module:**

Containing	Detecting	Issuing
IATINSP	IATINSP	IATINSP

**Routing Code:** 2

**Descriptor Code:** 7

### IAT4053

**Explanation:**

▶▶—INVALID PARTITION—*spart*—SPECIFIED FOR SPOOL DATASET—*ddn*—▶▶

Spool partition *spart* was specified by the SPART parameter on the TRACK or FORMAT initialization statement for the spool data set with a ddname of *ddn*. There is no spool partition with a name of *spart*.

**System action:** JES3 places spool data set *ddn* into the spool partition defined as the default partition (DEF=YES on an SPART initialization statement) or a partition that was selected to be the default partition (DEF=YES was not specified).

**Operator response:** Consult the system programmer for the proper action to be taken. If applicable, the \*MODIFY,Q,DD=*ddn*,SP=*spart* command can be issued to move the spool data set to the required spool partition without performing a JES3 warm start.

**Programmer response:** If a previous JES3 initialization error has occurred processing the SPART initialization for spool partition *spart*, correct the SPART initialization statement before the next JES3 warm start. Otherwise, modify the TRACK or FORMAT initialization statement for data set *ddn* to specify a valid spool partition name.

**Module:**

Containing	Detecting	Issuing
IATINSP	IATINSP	IATINSP
IATDMGB	IATDMGB	IATDMGB

**Routing Code:** Note 19

**Descriptor Code:** –

### IAT4054

**Explanation:**

▶▶—ERROR READING SPOOL SPACE ALLOCATION—CHECKPOINT RECORD, RC=—*rc*—▶▶

At least one spool data set was found to be unavailable during JES3 global processor initialization and an error has occurred attempting to read the spool space allocation maps (PTATs) from the checkpoint data sets. The type of

## IAT4055 • IAT4056

checkpoint error is indicated by *rc* which is the error return code from the IATXCKPT macro. See *z/OS JES3 Customization*.

**System action:** JES3 recreates the spool space allocation maps (PTATs) by reading the job and data set space allocation maps (TATs) for each job in the complex. If recovery of all of the job related spool space is possible, JES3 places into a spool hold the jobs found to have data on the unavailable data set. Otherwise, JES3 cancels the jobs.

**Operator response:** None. This is an informational message.

**Module:**

Containing	Detecting	Issuing
IATINSP	IATGRCK	IATINSP

**Routing Code:** 10

**Descriptor Code:** 4

---

### IAT4055

**Explanation:**

▶▶—SPOOL SPACE ALLOCATION CHECKPOINT—RECORD IS NOT USABLE—▶▶

At least one spool data set was found to be unavailable during JES3 global processor initialization and the spool space allocation maps (PTATs) were successfully read from the checkpoint data sets. However, the spool space allocation maps were not successfully checkpointed during the previous JES3 failure.

**System action:** JES3 recreates the spool space allocation maps (PTATs) by reading the job and data set space allocation maps (TATs) for each job in the complex. If recovery of all of the job related spool space is possible, JES3 places into a spool hold the jobs found to have data on the unavailable data set. Otherwise, JES3 cancels the jobs.

**Operator response:** None. This is an informational message.

**Module:**

Containing	Detecting	Issuing
IATINSP	IATINSP	IATINSP

**Routing Code:** 10

**Descriptor Code:** 4

---

### IAT4056

**Explanation:**

▶▶—SPOOL SPACE ALLOCATION MAPS RESTORED—FROM CHECKPOINT (USE OR CREATE)—▶▶

At least one spool data set was found to be unavailable during JES3 global processor initialization. The spool space allocation maps (PTATs) were successfully read from the checkpoint data sets and have been restored. This message requests system operator confirmation that the checkpointed space allocation maps should be used.

**System action:** JES3 initialization waits for one of the following operator replies:

**USE**

specifies that the restored spool space allocation maps are to be used. If jobs are found that have data on the unavailable spool data set, JES3 issues message IAT4140 to determine if the jobs should be canceled or placed into a spool hold.

**CREATE**

specifies that the restored spool space allocation maps are to be discarded and that the space allocation maps are to be recreated. If recovery of all of the job related spool space is possible, JES3 places into a spool hold the jobs found to have data on the unavailable data set.



**Operator response:** Reply USE if no JES3 spool related failures have occurred since the previous JES3 warm start or if the current restart was preceded by an orderly shutdown of the global processor.

Reply CREATE if previously encountered situations indicated that the checkpointed spool space allocation maps might not be valid.

**Module:**

Containing	Detecting	Issuing
IATINSP	IATINSP	IATINSP

**Routing Code:** 1

**Descriptor Code:** 7

IAT4057

**Explanation:**

▶▶—ERROR RESTORING SPOOL SPACE ALLOCATION—MAPS FROM CHECKPOINT (CONTINUE OR CANCEL)—▶▶

At least one spool data set was found to be unavailable during JES3 global processor initialization. The spool space allocation maps (PTATs) were successfully read from the checkpoint data sets; validity checking has determined that the checkpoint record was successfully written when JES3 previously ended. However, an error has occurred during restoration of the checkpointed space allocation maps.

This message is issued to ask the system operator if JES3 is to recreate the spool space allocation maps.

**System action:** JES3 initialization waits for one of the following operator replies:

**CONTINUE**

the spool space allocation maps (PTATs) will be recreated by reading the job and data set space allocation maps (TATs) for each job in the complex. If recovery of all of the job related spool space is possible, JES3 places into a spool hold the jobs found to have data on the unavailable data set. Otherwise, JES3 cancels the job.

**CANCEL**

JES3 initialization ends with a DM011 abend; data is left in storage for diagnostic purposes.

**Operator response:** Consult the system programmer for the proper action to be taken. If the impact of the failure is minimal, reply CONTINUE to allow JES3 initialization to continue. If diagnostic data (a dump) is required, reply CANCEL.

**Problem determination:** Table III, items 2, 5, and 6.

**Module:**

Containing	Detecting	Issuing
IATINSP	IATINSP	IATINSP

**Routing Code:** 1

**Descriptor Code:** 7

IAT4058

**Explanation:**

▶▶—SPOOL DATASET—*ddn*—CHECKPOINT RECORD ERROR—

EXTENT
GROUP

—SIZE MISMATCH—▶▶

Validation of spool data set *ddn* failed during JES3 global processor initialization of spool space allocation. The spool data set checkpoint record (IATYVOL) contains data conflicting with the data set presently available for that *ddname*.

- if EXTENT SIZE MISMATCH present, the calculated number of logical track groups in the data set does not agree with the checkpointed number of track groups.

## IAT4059 • IAT4060

- if GROUP SIZE MISMATCH present, the number of spool records per logical track group does not agree with the checkpointed number of records per track group for the data set.

For either of the above cases, JES3 is unable to recover the spool space previously allocated to jobs on this data set because the proper ownership boundaries are questionable.

**System action:** JES3 initialization ends with a DM012 abend.

**Programmer response:** Further access to the spool data set is impossible, since JES3 is unable to determine logical track group boundaries on the data set. Perform a JES3 warm start with replace, and specify ddn in response to message IAT4008. All jobs in the complex which have data on the spool data set will be lost.

**Problem determination:** Table III, items 2 and 5.

**Module:**

Containing	Detecting	Issuing
IATINSP	IATINSP	IATINSP

**Routing Code:** 2

**Descriptor Code:** 7

---

### IAT4059

**Explanation:**

▶▶—LOAD FAILED FOR IATMOSP—▶▶

At least one spool data set was found to be unavailable during JES3 global processor initialization and the spool space allocation maps (PTATs) were successfully restored from the checkpoint data sets. A change in status of one or more spool data sets was detected, requiring that the space allocation maps be reconfigured to match the new spool configuration. However, the load failed for module IATMOSP, which performs PTAT modifications.

**System action:** JES3 recreates the spool space allocation maps by recovering the spool space previously allocated to each job and sysout data set in the complex. Spool space recovery requires that each TAT (IATYJBT) for each job and spinoff data set be read and validated. JES3 cancels all jobs that have a job data set record (IATYJDS) or space allocation record (IATYJBT) on an unavailable data set.

**Operator response:** None. This is an informational message.

**Module:**

Containing	Detecting	Issuing
IATINSP	IATINSP	IATINSP

**Routing Code:** 2

**Descriptor Code:** 7

---

### IAT4060

**Explanation:**

▶▶—THE DEFAULT SPOOL PARTITION—*spart*— HAS NO DATASETS—▶▶

Upon completion of JES3 spool initialization, no spool data sets were defined in the default spool partition. At least one spool data set must be available in the default partition to complete JES3 initialization.

**System action:** JES3 initialization ends with a DM012 abend.

**Programmer response:** Modify the JES3 spool configuration such that one or more spool data sets are in the default partition. This can be accomplished by:

- adding a new spool data set to the default partition.

- moving a data set from one partition into the default partition.
- changing a partition to become the default.
- making an unavailable data set that is in the default partition available again.

**Problem determination:** Table III, item 5.

**Module:**

<b>Containing</b> IATINSP	<b>Detecting</b> IATINSP	<b>Issuing</b> IATINSP
------------------------------	-----------------------------	---------------------------

**Routing Code:** 2

**Descriptor Code:** 7

### IAT4061

**Explanation:**

►►—LOGICAL TRACK GROUP SIZE—FOR PARTITION—*spart*—CHANGED FROM—*xxx*—TO—*yyy*—►►

The number of records per logical track group for all spool data sets in partition *spart* has been changed from *xxx* to *yyy*. The change may have been effected by:

- addition of the GRPSZ parameter to the SPART initialization statement for partition *spart*.
- addition of GRPSZ=*yyy* on the BUFFER initialization statement if the GRPSZ keyword was omitted on the SPART statement for partition *spart*.
- modification of GRPSZ=*xxx* to GRPSZ=*yyy* on the BUFFER initialization statement if the GRPSZ keyword was omitted on the SPART statement for partition *spart*.
- modification of GRPSZ=*xxx* to GRPSZ=*yyy* on the SPART statement for partition *spart*.

**System action:** JES3 initialization continues. The number of records per track group remains at *xxx* for all data sets previously added to or replaced within partition *spart*. The number of records per track group for data sets subsequently added to the partition or replaced within the partition is set to *yyy*.

JES3 issues message IAT4063 for each spool data set in partition *spart* whose logical track group size of *xxx* is still in use.

**Operator response:** Notify the system programmer.

**Programmer response:** If the logical track group size was unintentionally modified, correct the initialization stream before the next JES3 warm or cold start. If spool data sets were being added or replaced during the current restart, those data sets should be replaced during the JES3 warm start in which the corrected initialization stream is read.

To modify the logical track group size for the entire spool partition, it will be necessary to invoke replace processing for each spool data set in the partition eventually.

**Module:**

<b>Containing</b> IATINSP	<b>Detecting</b> IATINSP	<b>Issuing</b> IATINSP
------------------------------	-----------------------------	---------------------------

**Routing Code:** Note 19

**Descriptor Code:** –

### IAT4062

**Explanation:**

►►—SPOOL SPACE ALLOCATION MAPS TO BE—RECREATED. JOBS WITH UNAVAILABLE DATA—►►

## IAT4063

▶—WILL BE HELD OR DELETED—▶

At least one spool data set was found to be unavailable during JES3 global processor initialization and JES3 was unable to restore the spool space allocation maps (PTATs) from the checkpoint data set. This message will be preceded by one or more of the following messages IAT4054, IAT4055, IAT4056, and IAT4057 indicating why the PTATs are being recreated.

**System action:** JES3 recreates the spool space allocation maps by recovering the spool space previously allocated to each job and sysout data set in the complex. Spool space recovery requires that the TAT (IATYJBT) for each job and spinoff data set be read and validated. JES3 cancels all jobs having a job data set record (IATYJDS) or space allocation record (IATYJBT) on an unavailable data set.

**Operator response:** None. This is an informational message.

**Module:**

Containing	Detecting	Issuing
IATINSP	IATINSP	IATINSP

**Routing Code:** 2

**Descriptor Code:** 7

---

## IAT4063

**Explanation:**

▶▶—SPOOL DATASET—*ddn*—GRPSZ—*xxx*—INCONSISTENT WITH PARTITION—*spart* (*yyy*)—▶▶

The number of records per logical track group for all spool data sets in partition *spart* is currently defined as *yyy*; however, the number of records per track group for the data set with a ddname of *ddn* is *xxx*. This inconsistency may have been caused by:

- addition of the GRPSZ parameter to the SPART initialization statement for partition *spart*.
- addition of GRPSZ=*yyy* on the BUFFER initialization statement if the GRPSZ keyword was omitted on the SPART statement for partition *spart*.
- modification of GRPSZ=*xxx* to GRPSZ=*yyy* on the BUFFER initialization statement if the GRPSZ keyword was omitted on the SPART statement for partition *spart*.
- modification of GRPSZ=*xxx* to GRPSZ=*yyy* on the SPART statement for partition *spart*.
- movement of the data set with a ddname of *ddn* from another partition into partition *spart*, where the originating partition's track group size was defined as *xxx*.
- the spool partition specified on the TRACK or FORMAT initialization statement for data set *ddn* was in error and the data set was moved to the default partition during JES3 initialization.

**System action:** JES3 initialization continues; the number of records per track group remains at *xxx* for data set *ddn*. However, the spool space utilization and access objectives defined by the installation may have been defeated.

**Operator response:** Notify the system programmer.

**Programmer response:** If the logical track group size was unintentionally modified, correct the initialization stream before the next JES3 warm or cold start.

To modify the logical track group size for the data set *ddn*, it will be necessary to invoke replace processing (start type WR or WAR) and specify *ddn* in response to message IAT4008 or IAT4009.

**Module:**

Containing	Detecting	Issuing
IATINSP	IATINSP	IATINSP

**Routing Code:** Note 19

**Descriptor Code:** –

## IAT4075

**Explanation:**

►►—MAXIMUM NUMBER OF JOBS—IS LIMITED TO—*nnnnnnn*—BY—JOB NUMBER RANGE—JCT DATASET SIZE—►►

The maximum number of jobs that may reside in the JES3 job queue was found to be less than the number defined by the job limit subparameter of the JOBNO keyword parameter of the OPTIONS initialization statement. The maximum number of jobs is being restricted by either:

- the number of job numbers in the defined job number range is less than the defined maximum number of jobs. For example, the JOBNO keyword parameter of the OPTIONS initialization statement specified JOBNO=(1,100,1000). For this example, the job number range will support only 100 jobs, where the job queue size has been defined to allow 1000 jobs.
- the JES3JCT data set is not large enough to contain the JCT records for the defined maximum number of jobs.

**System action:** The storage resident job queue is constructed to support *nnnnnnn* jobs. An out-of-space condition on the JES3JCT data set can result if the storage resident job queue contains more jobs than the JES3JCT data set.

**Operator response:** Contact the system programmer to determine if this restriction requires his immediate attention.

**System programmer response:** If the maximum number of jobs is being restricted by the defined job number range, modify the JOBNO parameter such that the job number range is at least as large as the maximum number of jobs and perform a JES3 warm start or hot start with refresh.

If the maximum number of jobs is being restricted by the size of the JCT data set, do one of the following things:

1. Create a larger JCT data set, copy the existing JCT data set to it using the IATUTJCT utility, and restart JES3 using the new JCT data set.
2. Reallocate the JCT data set and perform a JES3 cold start.
3. Modify the JOBNO parameter to limit the storage resident job queue size.

**Module:**

**Containing**  
IATINJQ

**Detecting**  
IATINJQ

**Issuing**  
IATINJQ

## IAT4079

**Explanation:**

►►—JOB NUMBER RANGE CHANGE WILL CAUSE— JOB(S) TO BE FLUSHED (CONTINUE OR CANCEL)—►►

The job number range defined during the current JES3 warm start or hot start with refresh differs from the job number range that was previously in use. At least one job in the job queue has been encountered with a job number that was previously valid but which is outside the currently defined range.

**System action:** JES3 initialization waits for one of the following operator replies:

**CONTINUE**

JES3 initialization continues.

**CANCEL**

JES3 initialization ends immediately with a DM025 abend; the status of the affected jobs is left intact in the JES3JCT data set.

**Operator response:** Contact the system programmer to determine the action to be taken.

**System programmer response:** If the job number range was intentionally changed, have the system operator reply CONTINUE to allow JES3 initialization to continue. Otherwise, reply CANCEL to end JES3, correct the JOBNO keyword parameter on the OPTIONS initialization statement, and perform a JES3 warm start or hot start with refresh.

## IAT4080 • IAT4083

Before modification of the job number range, the JES3 job queue should be queried to determine how many jobs would be affected by the change.

### Module:

Containing	Detecting	Issuing
IATINJQ	IATINJQ	IATINJQ

**Routing Code:** 2

**Descriptor Code:** 7

---

### IAT4080

#### Explanation:

▶▶—JOB(S) LOST DURING JCT INITIALIZATION.—DO YOU WISH TO PROCEED? (CONTINUE OR CANCEL)————▶▶

An error was detected during JES3 initialization processing of the JES3JCT data set, which has resulted in the loss of one or more jobs.

**System action:** JES3 initialization waits for one of the following operator replies:

#### CONTINUE

JES3 initialization continues. The affected jobs are deleted from the job queue upon completion of JES3 initialization.

#### CANCEL

JES3 initialization ends immediately with a DM008 abend. The status of the affected jobs is left intact in the JES3JCT data set.

**Operator response:** Contact the system programmer to determine the action to be taken.

**Programmer response:** Examine the preceding messages to determine if the errors are recoverable.

### Module:

Containing	Detecting	Issuing
IATINJQ	IATINJQ	IATINJQ
IATINJR	IATINJR	IATINJR

**Routing Code:** 1

**Descriptor Code:** 7

---

### IAT4083

#### Explanation:

▶▶—DATA SPACE SERVICES ERROR, RETURN—CODE=—*hexrc*,—REASON CODE=—*hexrs*————▶▶

An error occurred while JES3 was attempting to create a data space through the DSPSERV macro. The return and reason codes from the DSPSERV macro are displayed in the message.

Message IAT3115 or IAT4085 follows to describe the JES3 function that is affected by the error and the action JES3 is taking.

**System action:** The data space function is disabled. JES3 initialization continues.

**Operator response:** Notify the system programmer. When the problem is fixed, hot start JES3 to create the data space.

**Programmer response:** Use the return codes and reason codes for the MVS DSPSERV macro described in *z/OS MVS Programming: Assembler Services Reference ABE-HSP* to determine the cause of the failure.

### Module:

**Containing**  
IATINJQ  
IATINWLM

**Detecting**  
IATINJQ  
IATINWLM

**Issuing**  
IATINJQ  
IATINWLM

**Routing Code:** 10

**Descriptor Code:** 7,11

#### IAT4084

##### Explanation:

▶▶—ACCESS LIST SERVICES ERROR,—RETURN CODE=*hexrc*—▶▶

An error occurred while JES3 was attempting to add a data space to its access list through the ALESERV macro. The return and reason codes from the ALESERV macro are displayed in the message. Message IAT3115 or IAT4085 follows describing the JES3 function that is affected by the error and the action JES3 is taking.

**System action:** The data space function is disabled. JES3 initialization continues.

**Operator response:** Notify the system programmer. When the problem is fixed, hot start JES3 to create the data space.

**Programmer response:** Use the return codes described in *z/OS MVS Programming: Assembler Services Reference ABE-HSP* to determine the cause of the failure.

##### Module:

**Containing**  
IATINJQ  
IATINWLM

**Detecting**  
IATINJQ  
IATINWLM

**Issuing**  
IATINJQ  
IATINWLM

**Routing Code:** 10

**Descriptor Code:** 7,11

#### IAT4085

##### Explanation:

▶▶—THE JCT DATA SPACE HAS BEEN DISABLED—▶▶

An error occurred while attempting to create or obtain access to the JCT data space. Messages IAT4083 and IAT4084 precede this message if the error occurred during initialization. If the error occurred after initialization, message IAT8670 preceded this message.

**System action:** The data space function is disabled. JES3 continues processing.

**Operator response:** Notify the system programmer. When the problem is fixed, hot start JES3 to create the data space.

**Programmer response:** See message IAT4083, IAT4084, or IAT8670.

##### Module:

**Containing**  
IATGRJX  
IATINJQ

**Detecting**  
IATGRJX  
IATINJQ

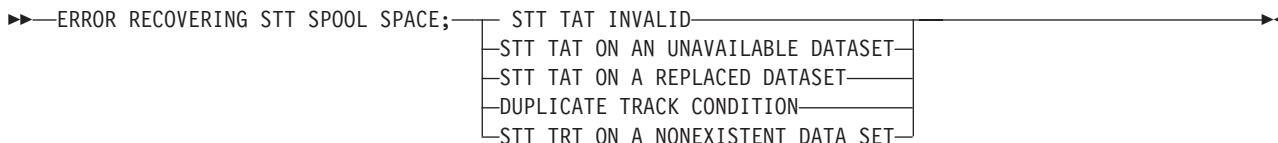
**Issuing**  
IATGRJX  
IATINJQ

**Routing Code:** 10

**Descriptor Code:** 7,11

**IAT4100**

**Explanation:**



Recovery of the spool space previously allocated to the single track table (STT) has failed during JES3 global processor warm or hot start processing. One of the following conditions was encountered:

**STT TAT INVALID**

the STT TAT (IATYJBT chain) failed validity checking or the STT TAT FDB (in the JESCKPNT data area) was not valid.

**STT TAT ON AN UNAVAILABLE DATASET**

one or more JBT records in the STT TAT chain were on a spool data set which is not accessible to JES3 during this restart.

**STT TAT ON A REPLACED DATASET**

one or more JBT records in the STT TAT chain were on a spool data set which was replaced during this restart.

**DUPLICATE TRACK CONDITION**

one of the JBT records in the STT TAT chain described a logical track group which (during some unknown time interval) was simultaneously allocated to another job.

**STT TRT ON A NONEXISTENT DATA SET**

An STT extent pointer was found in the STT track allocation table. There is no corresponding entry in the JES3 volume table that was checkpointed during the last JES3 warm start.

JES3 eventually aborts initialization and abends with a DM743.

**System action:**

JES3 will use the data set checkpoint (IATYVOL) STT record definitions to reconstruct a JBT to describe the STT spool space.

**Operator response:** Notify the system programmer.

**Programmer response:** If STT JBT recovery fails, the initialization debugging aid (INTDEBUG) facility may be used to obtain a dump where the error is detected.

For the "STT TAT ON A NONEXISTENT DATA SET" condition, there has been a mismatched set of spools and a checkpoint data set being used. Verify that the same configuration is in use as was used the last time JES3 was initialized.

**Problem determination:** Table III, item 11.

**Module:**

Containing	Detecting	Issuing
IATINST	IATINRN IATDMNC	IATINST

**Routing Code:** 2

**Descriptor Code:** 7

**IAT4102**

**Explanation:**





▶—DATASET(S); WARM START REQUIRED—▶

The spool files created during JES3 initialization are on one or more spool data sets which are unavailable to JES3 during the current global processor hot start or local processor restart.

**System action:** JES3 initialization ends with a DM017 abend.

**Operator response:** IPL the system and perform a warm start to recreate the initialization data.

**Module:**

Containing	Detecting	Issuing
IATINST	IATINRN IATDMNC	IATINST

**Routing Code:** 2

**Descriptor Code:** 7

IAT4103

**Explanation:**

▶▶—ERROR(S) ENCOUNTERED RECOVERING JES3—STATUS CHECKPOINT DATA— (CONTINUE OR CANCEL)—▶▶

During global processor hot or warm start initialization, an error was encountered recovering the spool space that is used internally by JES3. This message will have been preceded by one or more messages that describe the lost data. This message requests system operator confirmation that JES3 initialization is to be allowed to continue without the affected data and/or system status.

**System action:** JES3 initialization waits for one of the following operator replies:

**CONTINUE**

JES3 initialization continues; the affected checkpointed data areas are reconstructed if possible.

**CANCEL**

JES3 initialization ends with a DM011 abend.

**Operator response:** Contact the system programmer to determine the action to be taken.

**Programmer response:** Analyze the error/warning messages which describe the specific errors that were encountered. If the lost data will not significantly affect JES3 performance or cause jobs to be affected, reply CONTINUE.

**Module:**

Containing	Detecting	Issuing
IATINST	IATINST IATINRN	IATINST

**Routing Code:** 1

**Descriptor Code:** 7

IAT4104

**Explanation:**

▶▶—INVALID STT ENTRY RANGE DEFINED FOR—SPOOL DATASET—*ddn*—▶▶

The single track table (STT) entry range specified for the spool data set with ddname *ddn* was not valid. One or more of the following conditions were encountered:

## IAT4105

**STT=(startcyl,endcyl)**

was specified and the starting cylinder address was lower than the cylinder on which the data set starts.

**STT=(startcyl,endcyl)**

was specified and the ending cylinder address was higher than the cylinder on which the data set ends.

**STTL=(startcyl,count)**

was specified and the starting cylinder address was lower than the cylinder on which the data set starts.

**System action:** JES3 initialization continues; no single track table space is created on the identified spool data set.

**Programmer response:** Run the IEHLIST system utility to determine the cylinder boundaries for the spool data set and correct the associated TRACK or FORMAT initialization statement. To effect the desired STT range it will be necessary to:

- perform a JES3 cold start.
- perform a JES3 warm start with replace (start type WR or WAR) and specify *ddn* in response to message IAT4008.

If insufficient STT spool space is available to JES3 even without the data intended to be on data set *ddn*, JES3 will dynamically extend the STT space as required. Performance degradation is possible because the STT extension logic does not take into consideration all variables which may affect spool performance.

If the STT or STTL range specified for any of the format or track statements is not valid, JES3 allocates the centermost two track groups of each data set in the default spool partition as the initial STT allocation.

If there is an incorrect STT or STTL range specified for any of the format or track statements, JES3 allocates the centermost two track groups of each data set in the default spool partition as the initial STT allocation.

**Problem determination:** Table I, item 25; Table III, item 5.

**Module:**

**Containing**

IATINST

**Detecting**

IATINST

**Issuing**

IATINST

**Routing Code:** 2

**Descriptor Code:** 7

---

## IAT4105

**Explanation:**

▶▶—UNABLE TO ALLOCATE ENTIRE STT RANGE—FOR SPOOL DATASET—*ddn*—◀◀

The TRACK or FORMAT initialization statement for spool data set *ddn* contained the STTL=(*startcyl,count*) or the STT=(*startcyl,endcyl*) parameter. The starting cylinder address was within the bounds of the data set; however, the data set has fewer than count logical track groups between the starting cylinder address and the end of the data set.

**System action:** JES3 initialization processing continues; single track table space is created on the spool data set from the starting cylinder address to the end of the data set.

**Programmer response:** Run the IEHLIST system utility to determine the cylinder boundaries for the spool data set and correct the associated TRACK or FORMAT initialization statement. To effect the desired STT range it will be necessary to:

- perform a JES3 cold start.
- perform a JES3 warm start with replace (start type WR or WAR) and specify *ddn* in response to message IAT4008.

If insufficient STT spool space is available to JES3 without the data intended to be on data set *ddn*, JES3 will dynamically extend the STT space as required. Performance degradation is possible because the STT extension logic does not take into consideration all variables which may affect spool performance.

**Problem determination:** Table I, item 25; Table III, item 5.

**Module:**

**Containing**  
IATINST

**Detecting**  
IATINST

**Issuing**  
IATINST

**Routing Code:** Note 19

**Descriptor Code:** –

#### IAT4106

##### Explanation:

▶▶—STT EXPANSION SEGMENT(S) LOST—FOR SPOOL DATASET—*ddn*—————▶▶

Recovery of the spool space previously allocated to the single track table (STT) has failed during JES3 global processor warm or hot start processing; this message will be preceded by message IAT4100 which describes the type of error that was encountered. During reconstruction of the STT TAT, spool data sets were found to contain logical track groups that were dynamically added to the STT.

**System action:** Reconstruction of the STT job track allocation table (JBT) continues; additional messages may be issued during JES3 internal spool space recovery which identify the specific STT data that was lost (if any).

**Operator response:** None. This is an informational message.

**Programmer response:** During the next JES3 cold start, define enough sufficient STT spool space to prevent STT expansion in the future.

##### Module:

**Containing**  
IATINST

**Detecting**  
IATINST

**Issuing**  
IATINST

**Routing Code:** 2

**Descriptor Code:** 7

#### IAT4107

##### Explanation:

▶▶—NET—*netname*—WILL NOT ACCEPT A RESUBMITTED JOB—WITH A JOB NUMBER GREATER THAN 65,534—▶▶

JES3 has detected that a Dependent Job Control network has been submitted on a release that does not support job numbers greater than 65,534 and is in the system. This message is a warning that until this net has completed, you should not attempt to increase the job number range beyond 65,534.

In the message text:

*netname*

The name of the net.

**System action:** JES3 initialization continues.

**Operator response:** Notify the system programmer.

**System programmer response:** If you have not made plans to increase the job number range beyond 65,534 no immediate action is needed. If you do make plans to increase the job number range you must either wait for this net to complete or cancel it. If you increase the job number range beyond 65,534 while the net is still in the system, and any job within the net is resubmitted and assigned a job number greater than 65,534, the job will fail with message IAT6179.

##### Module:

**Containing**  
IATINST

**Detecting**  
IATINST

**Issuing**  
IATINST

## IAT4109 • IAT4110

Routing Code: 2

Descriptor Code: 7

---

### IAT4109

#### Explanation:

▶▶—ERROR RESTORING JES3 DUMP—SUPPRESSION LIST—▶▶

JES3 initialization was unable to restore the JES3 dump suppression checkpoint record spool space for one or more of the following reasons:

- The checkpoint FDB is incorrect
- The checkpoint record is on an unavailable spool data set
- The checkpoint record is on a replaced spool data set.

**System action:** JES3 issues message IAT4103, asking the operator if JES3 should continue initialization or cancel it. If the operator replies continue, the JES3 dump suppression checkpoint record is lost, and a new one is built with no dumps suppressed. If cancel is specified, JES3 ends with an DM011 code.

**Operator response:** Notify the system programmer to determine the action to take.

**System programmer response:** Reenter the operator commands to obtain the list of JES3 failsoft codes that are a result of the JES3 dump suppression checkpoint records being suppressed. Or, reply cancel to message IAT4103 and analyze the abend with DM011 code. See *z/OS JES3 Diagnosis* for more information on the DM011 code.

**Problem determination:** See Table III, items 4 - 6 and Table I, item 29.

#### Module:

Containing	Detecting	Issuing
IATINST	IATINRN IATDMNC	IATINST

Routing Code: 2

Descriptor Code: 7

---

### IAT4110

#### Explanation:

▶▶—ERROR RESTORING DYNAMIC ALLOCATION—CHECKPOINT DATA—▶▶

JES3 initialization was unable to restore the dynamic allocation checkpoint data because of one or more of the following:

- the checkpoint FDB (in the JESCKPNT data area) is not valid.
- one or more of the checkpoint records were on unavailable spool data sets.
- one or more of the checkpoint records were on spool data sets which were replaced during this restart.

**System action:** JES3 initialization continues; the asynchronous I/O request limit is reset to the value specified in the ALWIO parameter of the SETPARAM initialization statement.

**Operator response:** If the asynchronous I/O request limit was modified before the current hot start, issue the \*MODIFY,S,ALWIO=*nn* command to obtain the desired value before issuing the \*S,JSS command.

**Problem determination:** Table III, item 11.

#### Module:

Containing	Detecting	Issuing
IATINST	IATINRN	IATINST

**Routing Code:** 2**Descriptor Code:** 7

---

**IAT4111****Explanation:**

▶▶—ERROR RESTORING VOLUME UNAVAILABLE—TABLE—▶▶

JES3 initialization was unable to restore the volume unavailable (VUT) checkpoint data because of one or more of the following:

- the VUT checkpoint FDB (in the JESCKPNT data area) is incorrect.
- one or more of the VUT checkpoint records were on unavailable spool data sets.
- one or more of the VUT checkpoint records were on spool data sets which were replaced during this restart.

**System action:** JES3 initialization continues; the status of unavailable mountable volumes is lost.

**Operator response:** None. This is an informational message.

**Problem determination:** Table III, item 11.

**Module:**

Containing	Detecting	Issuing
IATINST	IATINRN	IATINST
IATINMD	IATINMD	IATINMD

**Routing Code:** 2**Descriptor Code:** 7

---

**IAT4112****Explanation:**

▶▶—ERROR RESTORING OUTPUT SERVICE—STATUS CHECKPOINT—▶▶

JES3 initialization was unable to restore the output service (JES3 Job 0000) checkpoint data because of one or more of the following:

- the OUTSERV FDB (in the JESCKPNT data area) is not valid.
- one or more of the OUTSERV checkpoint records were on unavailable spool data sets.
- one or more of the OUTSERV checkpoint records were on spool data sets which were replaced during this restart.

**System action:** JES3 initialization continues; the following output service data is lost:

- spinoff sysout data created by called JES3 DSPs (Dump Core, etc.).
- unprocessed internal reader (INTRDR) data sets.
- unprocessed card reader (CR) data sets.

**Operator response:** If possible, rerun the jobs that created the output which was lost.

**Problem determination:** Table III, item 11.

**Module:**

Containing	Detecting	Issuing
IATINST	IATINRN	IATINST
	IATDMNC	
	IATINST	

**Routing Code:** 2

## IAT4113 • IAT4114

Descriptor Code: 7

---

### IAT4113

#### Explanation:

▶▶—ERROR RESTORING JESNEWS DATA—SETS(S)—▶▶

JES3 initialization was unable to restore the JESNEWS data set data because of one or more of the following:

- the JESNEWS checkpoint FDB (in the JESCKPNT data area) is not valid.
- one or more of the JESNEWS records were on unavailable spool data sets.
- one or more of the JESNEWS records were on spool data sets which were replaced during this restart.

**System action:** JES3 initialization continues; the JESNEWS data sets are lost.

**Operator response:** Call the JESNEWS DSP to recreate the JESNEWS data sets after JES3 initialization is complete (if this is an operator initiated JESNEWS).

**Programmer response:** Resubmit the JESNEWS job to recreate the JESNEWS data sets after JES3 initialization is complete (if this is a programmer initiated JESNEWS).

**Problem determination:** Table III, item 11.

#### Module:

Containing	Detecting	Issuing
IATINST	IATINRN IATINST IATDMNC	IATINST

Routing Code: 2

Descriptor Code: 7

---

### IAT4114

#### Explanation:

▶▶—ERROR RESTORING DEADLINE SCHEDULING—QUEUE ENTRIES—▶▶

JES3 initialization was unable to restore the deadline scheduling checkpoint data because of one or more of the following:

- the deadline checkpoint FDB (in the JESCKPNT data area) is not valid.
- one or more of the deadline checkpoint records were on unavailable spool data sets.
- one or more of the deadline checkpoint records were on spool data sets which were replaced during this restart.

**System action:** JES3 initialization continues; the jobs remain in the system and are scheduled but without the priority changes generated by deadline scheduling.

**Operator response:** If the deadline-scheduled jobs in the system are known, either cancel and resubmit them or change their priority with the **\*MODIFY,L,T=type,PRTY=+n command**.

**Problem determination:** Table III, item 11.

#### Module:

Containing	Detecting	Issuing
IATINST	IATINRN IATINST IATDMNC	IATINST

Routing Code: 2

Descriptor Code: 7

---

**IAT4115**

**Explanation:**

▶▶—ERROR RESTORING DEVICE FENCE—CHECKPOINT DATA—▶▶

JES3 initialization was unable to restore the device dedication (device fencing) checkpoint data because of one or more of the following:

- the checkpoint FDB (in the JESCKPNT data area) is not valid.
- one or more of the checkpoint records were on unavailable spool data sets.
- one or more of the checkpoint records were on spool data sets which were replaced during this restart.

**System action:** JES3 initialization continues; the status of all dedicated devices is lost. Jobs which require dedicated devices will not be scheduled.

**Operator response:** If DJC network jobs are restricted to using dedicated devices, cancel and restart those jobs without restriction.

**Problem determination:** Table III, item 11.

**Module:**

Containing	Detecting	Issuing
IATINST	IATINRN	IATINST
	IATINST	
	IATDMNC	

Routing Code: 2

Descriptor Code: 7

---

**IAT4116**

**Explanation:**

▶▶—ERROR RESTORING MAIN DEVICE—ON/OFFLINE STATUS—▶▶

JES3 initialization was unable to restore JES3 main device online/offline checkpointed status because of one or more of the following:

- the checkpoint FDB (in the JESCKPNT data area) is incorrect.
- one or more of the checkpoint records were on unavailable spool data sets.
- one or more of the checkpoint records were on spool data sets which were replaced during this restart.

**System action:** JES3 initialization continues; the online/offline status of all JES3 managed devices is determined from the status defined by the initialization stream read during the previous warm start.

**Operator response:** Reset the online/offline status of all JES3 managed devices to obtain the desired configuration before issuing the \*S,JSS command.

**Problem determination:** Table III, item 11.

**Module:**

Containing	Detecting	Issuing
IATINST	IATINRN	IATINST
	IATDMNC	

Routing Code: 2

Descriptor Code: 7

## IAT4118 • IAT4119

---

### IAT4118

#### Explanation:

▶▶—ERROR RESTORING DEPENDENT JOB—CONTROL STATUS—▶▶

JES3 initialization was unable to restore the dependent job control (DJC) network status checkpoint data because of one or more of the following:

- The DJC checkpoint FDB (in the JESCKPNT data area) is incorrect.
- One or more of the DJC checkpoint records were on unavailable spool data sets.
- One or more of the DJC checkpoint records were on spool data sets which were replaced during this restart.

**System action:** JES3 initialization continues; the status of some (or all) DJC networks are lost. Message IAT4146 will be issued for each job in the complex which is part of a DJC network.

**Operator response:** None. This is an informational message.

**Problem determination:** Table III, item 11.

#### Module:

Containing	Detecting	Issuing
IATINST	IATINST IATDMNC	IATINST

**Routing Code:** 2

**Descriptor Code:** 7

---

### IAT4119

#### Explanation:

▶▶—ERROR RESTORING MAIN SCHEDULING—STATUS—▶▶

JES3 initialization was unable to restore the generalized main scheduling (GMS) checkpoint data because of one or more of the following:

- The GMS checkpoint FDB (in the JESCKPNT data area) is incorrect.
- One or more of the GMS checkpoint records were on unavailable spool data sets.
- One or more of the GMS checkpoint records were on spool data sets which were replaced during this restart.

**System action:** JES3 initialization continues; the GMS scheduling algorithms are reconstructed from the JES3 initialization stream data. All scheduling algorithm modifications are lost.

**Operator response:** Reenter any GMS scheduling algorithm modifications using the \*MODIFY,G command.

**Problem determination:** Table III, item 11.

#### Module:

Containing	Detecting	Issuing
IATINST	IATINRN IATDMNC	IATINST

**Routing Code:** 2

**Descriptor Code:** 7

---



---

**IAT4120****Explanation:**

▶▶—FSS CHECKPOINT DATA LOST—OVER RESTART—▶▶

JES3 initialization was unable to restore the functional subsystem (FSS/FSA) checkpoint data because of one or more of the following:

- The FSS checkpoint FDB (in the JESCKPNT data area) is not valid.
- One or more of the FSS checkpoint records were on unavailable spool data sets.
- One or more of the FSS checkpoint records were on spool data sets which were replaced during this restart.

**System action:** JES3 initialization continues; the status of previously active functional subsystems is lost.

**Operator response:** None. This is an informational message.

**Problem determination:** Table III, item 11.

**Module:**

Containing	Detecting	Issuing
IATINST	IATINRN IATDMNC	IATINST

---

**IAT4121****Explanation:**

▶▶—ERROR RESTORING DJC NETWORK—*netname:*—JOB(S) WILL BE PLACED INTO—OPERATOR HOLD—▶▶

JES3 initialization was unable to restore the status of a specific dependent job control (DJC) network because of one or more of the following:

- The network checkpoint FDB (in the NCK checkpoint record) is not valid.
- The network checkpoint record was on an unavailable spool data set.
- The network checkpoint record was on a spool data set that was replaced during the current JES3 restart.

**System action:** JES3 initialization continues; the system writes message IAT4146 to JES3OUT for each job in the complex that is a part of the dependent job control (DJC) network.

**Operator response:** None. This is an informational message.

**Problem determination:** Table III, item 11.

**Module:**

Containing	Detecting	Issuing
IATINST	IATINRN IATDMNC	IATINST

**Routing Code:** 2

**Descriptor Code:** 7

---

**IAT4122****Explanation:**

▶▶—BDT CHECKPOINT DATA LOST— OVER RESTART—▶▶

JES3 initialization was unable to restore the Bulk Data Transfer (BDT) subsystem communication table checkpoint record (IATYBCK) because of one or more of the following reasons:

## IAT4123 • IAT4124

- The BCK checkpoint FDB (in the JESCKPNT) data area is not valid.
- One or more of the BCK checkpoint records were located on unavailable spool data sets.
- One or more of the BCK checkpoint records were on spool data sets which were replaced during this restart.

**System action:** Message IAT4103 follows this message. Message IAT4103 gives the operator the opportunity to allow initialization to continue or end.

**Operator response:** If initialization is allowed to continue, the MVS/BDT VARY JES3 online command should be issued to reestablish communication between BDT and JES3. This command should be entered after \*S JSS processing has completed.

**Module:**

Containing	Detecting	Issuing
IATINST	IATINST	IATINST

**Routing Code:** 2

**Descriptor Code:** 7

---

### IAT4123

**Explanation:**

▶▶—ERROR RESTORING LOCATE—CHECKPOINT DATA—◀◀

JES3 initialization was unable to restore the locate checkpoint data (LCP) because of one or more of the following reasons:

- The checkpoint file descriptor block (FDB), in the JESCKPNT data area, is incorrect
- One or more of the checkpoint records were on unavailable spool data sets
- One or more of the checkpoint records were on spool data sets that were replaced during this restart.

**System action:** Message IAT4103 follows this message. Message IAT4103 allows you to continue initialization or end initialization.

**Operator response:** Notify the system programmer.

**System programmer response:** If there are jobs currently in locate processing on any of the local processors, reply "cancel" to message IAT4103 or restart JES3 on those processors. A spool integrity exposure may exist if jobs are active in locate processing on any of the local processors.

**Module:**

Containing	Detecting	Issuing
IATINST	IATINST	IATINST

**Routing Code:** 2

**Descriptor Code:** 7

---

### IAT4124

**Explanation:**

▶▶—JOB—*jobname(jobid)*—IS ACTIVE IN LOCATE ON MAIN—*main*— DISABLE JES3 ON MAIN—*main*—◀◀

During JES3 global processor initialization, an error was encountered during recovery of spool space previously allocated to the specified job. The job is to be deleted from the job queue; however, the last known status of the job indicates that the job is in locate processing on one of the JES3 local processors. This message follows message IAT4137.

**System action:** JES3 puts the job in a “delete only” state. Further scheduling of the job is suspended. Processing continues.

**Operator response:** Notify the system programmer.

**System programmer response:** Ensure that the job is no longer active in locate processing on the specified processor by issuing the \*RETURN command or IPLing the local processor.

**Module:**

Containing	Detecting	Issuing
IATINJR	IATINJR	IATINJR

**Routing Code:** 2

**Descriptor Code:** 7

#### IAT4125

**Explanation:**

►►—SPOOL PARTITION—*spart*—FOR JOB—*jobname(jobid)*—INVALID  
DELETED—►►

During JES3 global processor initialization, the specified job was found to have requested spool partition *spart* and:

- if **INVALID** is present, there is no spool partition with a name of *spart*.
- if **DELETED** is present, spool partition *spart* was valid at the time of job submission; however, partition *spart* is being deleted during the current restart.

**System action:** The job is modified so that future spool space allocation on behalf of the job is obtained from the default spool partition.

**Programmer response:** If **INVALID** is present, the INTDEBUG debugging aid may be used to obtain a dump at the time that the incorrect partition is detected.

**Module:**

Containing	Detecting	Issuing
IATINJR	IATINJR	IATINJR
IATDMJV	IATDMJV	IATINJR

**Routing Code:** Note 19

**Descriptor Code:** –

#### IAT4126

**Explanation:**

►►—JOB—*jobname(jobid)*  
DSP—*dspname*—HAS DATA ON—REPLACED  
DELETED—SPOOL DATASET—*ddn*—►►

During JES3 global processor initialization, the specified job or DSP was found to have data on one or more spool data sets that were replaced or deleted during this restart:

- if **REPLACED** appears, spool data set *ddn* was replaced during this restart (*ddn* is replied to in messages IAT4008 or IAT4009); the data set is available during this restart; but, it no longer contains the data written on behalf of the specified job or DSP.
- if **DELETED** appears, spool data set *ddn* is deleted during this restart (the TRACK or FORMAT statement is deleted and the operator confirmed deletion of the data set by responding “continue” to message IAT4000).

**System action:** JES3 deletes the job from the job queue except in the case of a hot start with refresh. In that case, this message is followed by message IAT4141 asking the operator to terminate JES3.

## IAT4127 • IAT4128

**Programmer response:** In the case of a hot start with refresh, terminate JES3 by responding to message IAT4141. Then perform a hot start, which will reintroduce the deleted spool. Issue the \*I Q,DD=spool,U command and purge all jobs on that spool. Retry the hot start with refresh or use the \*MODIFY CONFIG command to delete the spool.

In all other cases, resubmit the canceled job, if possible.

### Module:

Containing	Detecting	Issuing
IATDMJV	IATDMJV	IATDMJV
IATMOSQC	IATMOSQC	IATMOSQC

**Routing Code:** 2

**Descriptor Code:** 7

---

### IAT4127

#### Explanation:

▶▶—JOB—*jobname(jobid)*—HAS DATA ON—  
└─MULTIPLE UNAVAILABLE SPOOL DATASETS—  
└─UNAVAILABLE SPOOL DATASET—*ddn*—

During JES3 global processor initialization, the specified job was found to have data on one or more spool data sets which are not available during this restart. The display of a single ddname *ddn* does not indicate that *ddn* is the only unavailable spool data set that the job requires.

**System action:** If the spool space allocation maps (PTATs) were restored from the JES3 checkpoint data set the operator replied USE to message IAT4056. If the unavailable spool data sets are not required for recovery of the spool space allocated to the job, message IAT4140 is issued to allow the disposition of the job. Message IAT4140 is bypassed if the operator previously replied ALL in response to IAT4140.

If the spool space allocation maps (PTATs) were not restored from the JES3 checkpoint data set and:

- if the unavailable spool data sets are not required for recovery of the spool space allocated to the job (all TATs for the job are accessible), message IAT4136 is issued and the job is placed into a spool hold.
- if the unavailable spool data sets are required for recovery of the spool space allocated to the job, the job is deleted.

**Operator response:** None. This is an informational message.

### Module:

Containing	Detecting	Issuing
IATINJR	IATINJR	IATINJR
IATDMJV	IATDMJV	IATINJR

**Routing Code:** 2

**Descriptor Code:** 7

---

### IAT4128

#### Explanation:

▶▶—JOB—*jobname(jobid)*—HAS DATA ON—  
└─MULTIPLE HELD SPOOL DATASETS—  
└─HELD SPOOL DATASET—*ddn*—

During JES3 global processor initialization, the specified job was found to have data on one or more spool data sets which were previously held using the **MODIFY,Q,DD=*ddn*,HOLD** or **\*MODIFY,Q,DD=*ddn*,STOP** command.

**System action:** JES3 places the job into a spool hold; no further scheduling of the job will be performed.

**Operator response:** The **\*MODIFY,Q,DD=*ddn*,RELEASE** command may be issued to release the held spool data

sets that are required by this job; at that time all jobs that require the held data sets will be released from the spool hold.

**Module:**

Containing	Detecting	Issuing
IATINJR	IATINJR	IATINJR
IATDMJV	IATDMJV	IATINJR

**Routing Code:** 2

**Descriptor Code:** 7

**IAT4131**

**Explanation:**

▶▶—SPOOL RECORD ERROR DETECTED—*err*—FOR JOB—*jobname(jobid)*—▶▶

During JES3 global processor initialization, the system found an incorrect spool resident control block for the specified job.

In the message text, *err* is one of the following:

**JBT**

One or more records in the track allocation table (TAT) chain (IATYJBT).

**JDAB**

The job accounting block (IATYJDA).

**JDS**

The job data set control block (IATYJDS).

**OSE**

One or more records of the output service scheduling chain (IATYOSE).

**WOSE**

One or more records of the output service status chain (IATYOSE).

**PARM**

One of the JDAB parameter records.

**JMR**

The job management record (IATYJMR).

**JCT**

The job control table (IATYJCT).

**System action:** During a warm start, or during any restart, if the job was not active on main, JES3 issues message IAT4133 to indicate that the job is to be deleted and message IAT4174 to give the operator the option to delete the job or to end JES3 initialization.

During a hot start without refresh where the job was active on main, JES3 retains the job in the queue in a delete only state and issues message IAT4134.

During a hot start with refresh, where the job was active on main and is being deleted because of a change to the job number range on the OPTIONS initialization statement, JES3 issues message IAT4133 to indicate that the job is to be deleted and message IAT4174 to give the operator the option to delete the job or to end JES3 initialization. If the job number range is not changed, or is changed without deleting the active job, JES3 retains the job in the queue in a delete only state and issues message IAT4134.

**System programmer response:** See message IAT4174 to determine what action to take.

**Module:**

Containing	Detecting	Issuing
IATINJR	IATINJR	IATINJR

## IAT4132 • IAT4133

Containing	Detecting	Issuing
IATDMJV	IATINRN IATDMNC IATXVSRE	IATINJR

Routing Code: 2

Descriptor Code: 7

Application Programmer Response: Resubmit the canceled job, if possible.

---

### IAT4132

#### Explanation:

▶▶—JOB—*jobno*—RELEASED FROM SPOOL HOLD—▶▶

During JES3 global processor initialization, job was found to have previously been placed into a spool hold state and all spool data sets which contain data for the job are available during this restart.

**System action:** JES3 releases the job from the spool hold; resumes scheduling of work on behalf of the job.

**Operator response:** None. This is an informational message.

#### Module:

Containing	Detecting	Issuing
IATINJR	IATINJR	IATINJR

Routing Code: 2

Descriptor Code: 7

---

### IAT4133

#### Explanation:

▶▶—JOB—*jobname(jobid)*—HAS BEEN DELETED DUE TO—*reasontext*—▶▶

During JES3 global processor initialization, an error was encountered during spool space recovery processing for the specified job. If the *jobid* displayed in this message is JOB\*\*\*\*\*, it means that the job number was assigned a job number greater than 65,534 when it was submitted on a higher JES3 release. The job is to be deleted from the job queue for one of the following reasons:

#### BY OPERATOR

The job has data on one or more spool data sets which are unavailable during this restart and the operator replied CANCEL or CANCEL,ALL to message IAT4140.

#### JCT READ ERROR

An error prevented JES3 from accessing the job control table (JCT). Message IAT4080 was previously issued.

#### JCT VALIDATION ERROR

An error was encountered validating the JCT for the specified job. Message IAT4080 was previously issued.

#### INVALID JCT JOB NUMBER

The specified job had an incorrect job number.

#### JCT WRITE ERROR

An error prevented JES3 from writing to the job control table (JCT).

#### JQE ALLOCATION ERROR

An error prevented JES3 from allocating the job queue element (JQE). Message IAT4173 was previously issued.

#### ABEND DURING VALIDATION

JES3 ended during validation processing. Message IAT4163 or IAT4164 was previously issued.

**UNAVAIL SPOOL DATA SET(S)**

The job has data on an unavailable spool data set and the operator has replied 'CANCEL' or 'CANCEL,ALL' to message IAT4140.

**REPLACED SPOOL DATA SET(S)**

One or more spool data sets were replaced and the spool space allocation maps (PTATS) were not restored from the checkpoint data set. Message IAT4126 was previously issued.

**SPOOL OWNERSHIP ERROR(S)**

A duplicate tracks condition was detected during spool space recovery for the job. Message IAT4162 was previously issued.

**SPOOL REALLOCATION FAILURE**

The job has data on one or more spool data sets which are unavailable during this restart and the checkpointed space allocation maps (PTATs) were not restored.

**SPOOL RECORD ERROR(S)**

An error was detected validating spool control blocks or a user exit determined there was an error for the specified job. Message IAT4174 was previously issued.

**DELETED SPOOL DATA SET(S)**

One or more spool data sets were deleted and the spool space allocation maps (PTATS) were not restored from the checkpoint data set. Message IAT4126 was previously issued.

**DSP FAILURE**

Before the restart, a JES3 dynamic support program (DSP) failed to run. Message IAT4149 was previously issued.

**INCOMPLETE JOB PURGE**

The specified job was still active in PURGE processing. Message IAT4150 was previously issued.

**OUTSERV VALIDATION ERROR**

An error was found in the output processing for the specified job.

**OPERATOR ANALYSIS REQUEST**

A warm start with analysis or hot start with analysis is being performed and the job was flagged for deletion.

**ERROR IN PREVIOUS RESTART**

A warm start is being performed and the job was flagged for deletion by analysis in a previous JES3 restart. Message IAT4148 was previously issued.

**INCOMPATIBLE FUNCTION**

The job was using a function that is available only at a higher JES3 release and a fallback was made to this release while the job was active. The job cannot be processed in this JES3 release.

**System action:** The job is deleted from the job queue.

**Programmer response:** Resubmit the canceled job, if possible.

**Module:**

**Containing**  
IATINJR

**Detecting**  
IATINJR

**Issuing**  
IATINJR

**Routing Code:** 2

**Descriptor Code:** 7

---

**IAT4134**

**Explanation:**

▶▶—JOB—*jobname(jobid)*—HAS BEEN RETAINED—(DELETE-ONLY) DUE TO—*reasontext*—▶▶

During JES3 global processor initialization, an error was encountered during spool space recovery processing for the specified job and the job is to be deleted from the job queue. However, the current restart type is hot (start type H or HA) and the status of the job indicates that the job may be executing on a processor in the complex. If the *jobid*

## IAT4134

displayed in this message is JOB\*\*\*\*, it means that the job number was assigned a job number greater than 65,534 when it was submitted on a higher JES3 release. The job was to be deleted from the job queue for one of the following reasons:

### **JCT READ ERROR**

An error prevented JES3 from accessing the job control table (JCT). Message IAT4080 was previously issued.

### **JCT VALIDATION ERROR**

An error was encountered validating the JCT for the specified job. Message IAT4080 was previously issued.

### **INVALID JCT JOB NUMBER**

The specified job had an incorrect job number.

### **JCT WRITE ERROR**

An error prevented JES3 from writing to the job control table (JCT).

### **JQE ALLOCATION ERROR**

An error prevented JES3 from allocating the job queue element (JQE). Message IAT4173 was previously issued.

### **ABEND DURING VALIDATION**

JES3 ended during validation processing. Message IAT4163 or IAT4164 was previously issued.

### **UNAVAIL SPOOL DATA SET(S)**

The job has data on an unavailable spool data set and the operator has replied 'CANCEL' or 'CANCEL,ALL' to message IAT4140.

### **REPLACED SPOOL DATA SET(S)**

One or more spool data sets were replaced and the spool space allocation maps (PTATS) were not restored from the checkpoint data set. Message IAT4126 was previously issued.

### **SPOOL OWNERSHIP ERROR(S)**

A duplicate tracks condition was detected during spool space recovery for the job. Message IAT4162 was previously issued.

### **SPOOL REALLOCATION FAILURE**

The job has data on one or more spool data sets which are unavailable during this restart and the checkpointed space allocation maps (PTATS) were not restored.

### **DELETED SPOOL DATA SET(S)**

One or more spool data sets were deleted and the spool space allocation maps (PTATS) were not restored from the checkpoint data set. Message IAT4126 was previously issued.

### **DSP FAILURE**

before restart, a JES3 dynamic support program (DSP) failed to run. Message IAT4149 was previously issued.

### **INCOMPLETE JOB PURGE**

The specified job was still active in PURGE processing. Message IAT4150 was previously issued.

### **OUTSERV VALIDATION ERROR**

An error was found in the output processing for the specified job.

### **OPERATOR ANALYSIS REQUEST**

A warm start with analysis or hot start with analysis is being performed and the job was flagged for deletion.

### **ERROR IN PREVIOUS RESTART**

A warm start is being performed and the job was flagged for deletion by analysis in a previous JES3 restart. Message IAT4148 was previously issued.

### **INCOMPATIBLE FUNCTION**

The job was using a function that is available only at a higher JES3 release and a fallback was made to this release while the job was active. The job cannot be processed in this JES3 release.

Deletion of the job at this time is not possible because the job is executing.

**System action:** JES3 sets the job to a delete only state; further scheduling of the job is suspended. The job will be automatically deleted from the queue during the next JES3 warm start.

**Operator response:** Upon completion of JES3 initialization, cancel the job with the \*MODIFY,J=jobno,C command.

**Programmer response:** Resubmit the canceled job, if possible.



**Module:**

**Containing**  
IATINJR

**Detecting**  
IATINJR

**Issuing**  
IATINJR

**Routing Code:** 2

**Descriptor Code:** 7

**IAT4136****Explanation:**

▶▶—JOB—*jobname(jobid)*—PLACED IN SPOOL HOLD—◀◀

During JES3 global processor initialization, the specified job was found to have data on one or more spool data sets that are not available during this restart. HOLD or HOLD,ALL was replied to message IAT4140 to request that jobs with unavailable data be retained in the job queue in a spool hold state.

**System action:** JES3 places the job into a spool hold; no further scheduling of the job is performed.

**Operator response:** To release the job from the spool hold it is necessary to return the unavailable spool data sets that the job requires to the spool and perform a hot start. JES3 initialization processing will release the job from the spool hold when all unavailable data sets that the job requires are again available.

**Module:**

**Containing**  
IATINJR

**Detecting**  
IATINRN

**Issuing**  
IATINJR

**Routing Code:** 2

**Descriptor Code:** 7

**IAT4137****Explanation:**

▶▶— \*\*\* WARNING \*\*\* A POTENTIAL DUPLICATE—TRACK CONDITION EXISTS \*\*\* WARNING \*\*\*—◀◀

During JES3 global processor initialization, one or more spool data sets were unavailable and the spool space allocation maps (PTATs) were not restored from the checkpoint data set. At least one job is active in execution and must be deleted; for each such job, this message was preceded by a message which identifies the job and describes the reason for deleting the job. In the below description of the error, *jobid* refers to the job identification shown in a message issued for any job that was found to be active.

The situation exists where JES3 could reallocate the spool space which is presently in use by job *jobid* while the job is still reading and/or writing to that spool space:

- The space allocation maps (job/ data set TATs) for job *jobid* were on unavailable spool data sets.
- The job uses JES3 managed devices.
- An error was encountered in the space allocation maps (JBT chains) for the job.
- An error was encountered in the job data set block (JDS chains) for the job.

**System action:** JES3 issues message IAT4138 and retains the job in the job queue in a delete only state.

**Operator response:** Disable the processor identified by message IAT4138 immediately.

**Programmer response:** Resubmit the canceled job, if possible.

**Module:**

**Containing**  
IATINJR

**Detecting**  
IATINJR

**Issuing**  
IATINJR

## IAT4138 • IAT4140

Containing

Detecting  
IATINRN

Issuing

Routing Code: 2

Descriptor Code: 7

---

### IAT4138

#### Explanation:

▶▶—JOB—*jobname (jobid)*—IS ACTIVE ON MAIN—*main*—  
└─ CANCEL JOB OR DISABLE MAIN—┘

During JES3 global processor initialization, an error was encountered during recovery of spool space previously allocated to the specified job. The job is to be deleted from the job queue; however, the last known status of the job indicates that the job is executing on the specified main.

If CANCEL JOB OR DISABLE MAIN is present, this message was preceded by message IAT4137.

**System action:** JES3 sets the job to a delete only state; further scheduling of the job is suspended.

**Operator response:** If CANCEL JOB OR DISABLE MAIN is present, ensure that the job is no longer active on processor main. If necessary, disable the processor with a system reset.

Upon completion of JES3 initialization, cancel the job using the \*MODIFY,J=*jnum*,C command.

**Programmer response:** Resubmit the job, if possible.

#### Module:

Containing  
IATINJR

Detecting  
IATINJR  
IATINRN

Issuing  
IATINJR

Routing Code: 2

Descriptor Code: 7

---

### IAT4140

#### Explanation:

▶▶—JOB—*jobname (jobid)*—HAS DATA ON AN UNAVAILABLE—SPOOL DATASET, ENTER: HOLD—  
└─ (,ALL)—┘

▶—OR CANCEL—  
└─ (,ALL)—┘

During JES3 global processor initialization, a job was found to have data on one or more spool data sets which are not available during this restart and the spool space allocation maps (PTATs) were not restored from the checkpoint data set.

**System action:** JES3 initialization waits for one of the following operator replies:

#### HOLD

the job is placed into a spool hold state; the job may only be released from the spool hold by reinstatement of the unavailable spool data sets. This message will be reissued as each job that has data on an unavailable spool data set is encountered.

#### HOLD,ALL

the job is placed into a spool hold state; the job may only be released from the spool hold by reinstatement of the unavailable spool data sets. All jobs subsequently found to have data on an unavailable data set will be placed into a spool hold; this message will not be reissued.

**CANCEL**

the job is deleted from the queue if a warm start is being performed or placed into a delete only state if a hot start is in progress. This message will be reissued as each job that has data on an unavailable spool data set is encountered.

**CANCEL,ALL**

the job is deleted from the queue if a warm start is being performed or placed into a delete only state if a hot start is in progress. All jobs subsequently found to have data on an unavailable data set will be deleted; this message will not be reissued.

**Operator response:** Display the JES3OUT data set for a list of jobs that have been released from the spool. Consult the system programmer for the proper action to be taken.

If a large number of jobs are affected by the unavailable spool data sets or if the type of jobs affected is known or predictable, determine the action to be taken and use the ,ALL option to minimize operator interaction.

**System programmer response:** If the unavailable spool data sets must remain unavailable to JES3 for a long time period, retention of the jobs with unavailable data may significantly affect JES3 performance and scheduling ability.

**Module:**

Containing	Detecting	Issuing
IATINJR	IATINRN	IATINJR

**Routing Code:** 1

**Descriptor Code:** 7

**IAT4141****Explanation:**

►►—CONFIRM—*reason text*—REQUEST (U)—◀◀

One of the following situations occurred:

- The operator replied CANCEL,ALL to message IAT4140 or message IAT4175, requesting that all jobs that contain space on unavailable spool data sets be canceled; this message asks the operator to confirm that response.
- The operator replied SNAP,ALL to message IAT4174, requesting that diagnostic information for all faulty jobs in the system are to be written to the JES3 snap data set; this message asks the operator to confirm that response.
- The operator replied TERMINATE JES3 to message IAT4174, requesting that JES3 end with a DM011abend.; this message asks the operator to confirm that response.

**System action:** JES3 initialization waits for an operator reply:

**U** to indicate that the specified processing is to be allowed; no further confirmation will be requested.

**anything other than U**

to change the reply to message IAT4140 or message IAT4175; the previous response to the message is discarded and the message is reissued.

**Operator response:** To request that the message IAT4140 or message IAT4175 be reissued, enter N (anything other than U). To allow the specified processing to begin, reply U.

**Module:**

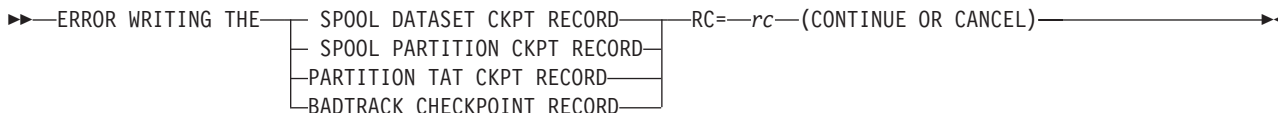
Containing	Detecting	Issuing
IATINJR	IATINJR	IATINJR

**Routing Code:** 1

**Descriptor Code:** 7

IAT4142

**Explanation:**



Updating of one of the JES3 spool related checkpoint records has failed during JES3 initialization. The type of write error is indicated by the IATXCKPT macro return code, *rc*. If checkpoint duplexing was being used, this message will occur only if the write operation failed on both checkpoint data sets.

**System action:** JES3 initialization waits for one of the following operator replies:

**CONTINUE -**

JES3 initialization processing continues.

**CANCEL -**

JES3 initialization ends with a DM011 abend.

**Operator response:** Consult the system programmer for the actions to be taken.

**Programmer response:** See the IATXCKPT macro return codes in the *z/OS JES3 Customization*. If the reply to this message is CONTINUE, JES3 initialization will proceed; however:

- other unrelated access requests to the checkpoint data set may fail.
- future checkpointing of the spool space allocation maps (PTATs) may fail; recreation of the PTATs may be required during subsequent JES3 restarts in which one or more spool data sets are unavailable.
- use of the checkpointed spool space allocation maps (PTATs) should be avoided; reply CREATE to message IAT4056 in all subsequent JES3 restarts.

**Problem determination:** Table I, items 18 and 37; Table III, items 4 and 6.

**Module:**

Containing	Detecting	Issuing
IATINJR	IATGRCK	IATINJR
IATINSE	IATINSE	IATINSE

**Routing Code:** 2

**Descriptor Code:** 7

IAT4143

**Explanation:**



During JES3 global processor initialization, at least one job was found to have data on an unavailable spool data set and the job was active in C/I in a functional subsystem (FSS) address space. If the job was active in MAIN processing, JES3 issues message IAT4138 to display the name and number of each job and the name of the processor on which the job was active. Message IAT4147 displays the name and number of each job and the FSS ID if the job was active in a CI FSS address space. Message IAT4143 prompts the system operator to confirm job or fss cancellation and that the identified processors have been disabled (system reset) or to cancel initialization (CANCEL). A reply of CANCEL ends JES3 with a DM011 abend.

**System action:** JES3 initialization waits for an operator reply of **U**, **CONT**, **CONTINUE** or **CANCEL**. Any reply other than U or CANCEL results in this message being reissued.

**Operator response:** After disabling all of the processors identified in the preceding occurrences of message IAT4138, reply U to continue, or CANCEL to cancel initialization with a DM011 abend.

**Module:**

Containing	Detecting	Issuing
IATINJR	IATINJR	IATINJR

**Routing Code:** 1**Descriptor Code:** 7**IAT4145****Explanation:**

▶▶—TRACK GROUP BYPASS TABLE CREATE ERROR—▶▶

During JES3 global processor initialization, an error was encountered in construction of the track group bypass table (IATYTGB) from the BADTRACK checkpoint record.

**System action:** JES3 initialization continues without the track group bypass table. Spool I/O errors may occur as a result of job and/or JES3 allocation and access of DASD tracks which are unusable.

**Operator response:** Notify the system programmer.

**Programmer response:** Display the BADTRACK checkpoint record using the \*INQUIRY,Q,BT command and include a BADTRACK initialization statement for each track listed. Perform a warm start.

**Problem determination:** Table III, item 11.

**Module:**

Containing	Detecting	Issuing
IATINJR	IATDMTK	IATINJR
IATINSE	IATINSE	IATINSE

**Routing Code:** 2**Descriptor Code:** 7**IAT4146****Explanation:**

▶▶—JOBNET—*netname*—FOR JOB—*jobname (jobid)*—NOT FOUND; JOB HELD—▶▶

During JES3 restart processing, the specified job was found to be part of a dependent job control (DJC) network. However, during JES3 initialization the name of the DJC network was not identified in the initialization stream. If this message was preceded by message IAT4118 or IAT4121, the job network was lost because of a DJC checkpoint error.

**System action:** JES3 places the job into an operator hold.

**Operator response:** If the logic of the job network is known and the job network status can be determined, run the remaining jobs in the network by releasing them from hold in the desired order. Otherwise, cancel the remaining jobs in the network and resubmit the entire job network.

**Problem determination:** Table III, item 11.

**Module:**

Containing	Detecting	Issuing
IATINJR	IATINJR	IATINJR
	IATDCNC	

**Routing Code:** Note 19

## IAT4147 • IAT4148

Descriptor Code: –

---

### IAT4147

#### Explanation:

▶▶—JOB—*jobname (jobid)netname*—IS ACTIVE—IN CI. FSID=—*fsid*—CANCEL FSS OR DISABLE MAIN—▶▶

During initialization, JES3 attempts to recover the job's spool space. The job is being processed by a C/I functional subsystem (FSS) address space and one of the following conditions has occurred:

- The job has data on an unavailable spool data set.
- A potential duplicate track condition was detected.
- An error was encountered while validating the job's control blocks.

If a potential duplicate track condition is detected, the message also contains the text "CANCEL FSS OR DISABLE MAIN".

**System action:** Depending on the error, JES3 places the job either into spool hold, or flags the job for deletion.

**Operator response:** Notify the system programmer.

**Programmer response:** If a potential duplicate tracks condition is detected, it is possible that the job's spool space may be allocated to another job, while this job is still using it. This can be prevented by disabling the FSS that is processing the job. The FSID indicates the relative number of the FSSDEF statement that defines the FSS in the initialization stream. The FSSNAME parameter can be used on an MVS cancel command to cancel the FSS. It must be issued on the processor where the FSS is executing. Another alternative is to IPL the processor where the FSS processes. Cancelling the job will not have any effect at this point. The FSS must be disabled before \*S JSS is issued in order to prevent re-allocation of the job's spool space.

#### Module:

Containing	Detecting	Issuing
IATINJR	IATINJR	IATINJR

Routing Code: 2

Descriptor Code: 7

---

### IAT4148

#### Explanation:

▶▶—JOB—*jobname (jobid)*—FLAGGED FOR DELETION IN—A PREVIOUS JES3 RESTART—▶▶

During a previous hot start or warm start, this job was found to have errors and was flagged for deletion. JES3 could not delete the specified job because the job was active.

**System action:** The job remains flagged for deletion and is deleted when no longer active.

**Operator response:** Notify the system programmer.

**Programmer response:** Resubmit the canceled job, if possible.

#### Module:

Containing	Detecting	Issuing
IATJVDR	IATJVDR	IATINJR

Routing Code: 2

Descriptor Code: 7

---

IAT4149

## Explanation:

▶▶—JOB—*jobname (jobid)*—TERMINATED BY DSP FAILURE—▶▶

A JES3 DSP failed while the specified job was processing.

**System action:** JES3 issues message IAT4174.

**Operator response:** Respond to message IAT4174 (U, CANCEL, or SNAP).

## Module:

Containing	Detecting	Issuing
IATJVDR	IATJVDR	IATINJR

**Routing Code:** 2

**Descriptor Code:** 7

---

## IAT4150

## Explanation:

▶▶—JOB—*jobname (jobid)*—WAS ACTIVE IN PURGE—▶▶

The specified job was being purged while JES3 was ending.

**System action:** JES3 issues message IAT4174.

**Operator response:** Respond to message IAT4174 (U, CANCEL, or SNAP).

## Module:

Containing	Detecting	Issuing
IATJVDR	IATJVDR	IATINJR

**Routing Code:** 2

**Descriptor Code:** 7

---

## IAT4151

## Explanation:

▶▶—ERROR READING THE JES3 JOB—

COMPLEX STATUS
INITIALIZATION

—RECORD FOR FSS—*fssname*,—ASID=—*asid*—▶▶

The error is dependent on the checkpoint record being read:

- Complex Status Record - Either the record could not be read from the checkpoint data set, or the record is not valid.
- Initialization Checkpoint - Either the record could not be read from the checkpoint data set, or the initialization identifier (date/time) is not the same as the one in the complex status record.

**System action:** FSS initialization ends with a 2FB abend (no dump).

**Operator response:** Notify the system programmer.

**Programmer response:** Verify that the contents of the checkpoint record(s) are valid. Additional messages issued by module IATGRCK may provide more information about the error.

## Module:

## IAT4152 • IAT4157

**Containing**  
IATINFA

**Detecting**  
IATINFA

**Issuing**  
IATINFA

**Routing Code:** 1

**Descriptor Code:** 1

---

### IAT4152

**Explanation:**

▶▶—JES3 CHECKPOINT DATASET SERIALIZATION—ERROR FOR FSS—*fssname*,—ASID=—*asid*————▶▶

A non-zero return code was returned from the IATXCKPT (checkpoint) routine. Either the routine was unsuccessful in reserving the checkpoint data set or the routine failed to release the checkpoint data set and/or the checkpoint access method.

**System action:** FSS initialization ends with a 2FB abend (with a dump). Register 15 contains the ABEND subcode (XX'4152')

**Operator response:** Notify the system programmer.

**Programmer response:** Messages issued by module IATGRCK may provide more information about the error.

**Module:**

**Containing**  
IATINFA

**Detecting**  
IATINFA

**Issuing**  
IATINFA

**Routing Code:** 1

**Descriptor Code:** 1

---

### IAT4157

**Explanation:**

▶▶—ACTIVE PROCESSOR NOT DEFINED IN THE JES3—COMPLEX STATUS RECORD—FOR FSS—*fssname*,—ASID=—*asid*————▶▶

The system name of the CPU where the functional subsystem (FSS) is currently running was not found in the complex status record (CSR).

**System action:** FSS initialization ends with a 2FB abend.

**Operator response:** Notify the system programmer.

**Programmer response:** Verify that the contents of the CSR are valid. An error may have occurred when JES3 (global or local) attempted to update the CSR (message IAT3001 was issued). If so, FSSs cannot be started until a warm or cold start is performed (to reinitialize the CSR).

**Module:**

**Containing**  
IATINFA

**Detecting**  
IATINFA

**Issuing**  
IATINFA

**Routing Code:** 2,10

**Descriptor Code:** 4

---



---

**IAT4158****Explanation:**

▶▶—JOB—*jobname* (*jobid*)—DELETION BY ANALYSIS IGNORED, IT IS AN ACTIVE FSS ON—*sys*————▶▶

During analysis, it was determined that a job specified by the operator in response to message IAT3146 is an active functional subsystem and cannot be deleted.

In the message text:

*jobname* The name of the job.

*jobid* The jobid of the job.

*sys* The name of the system where the job is active.

**System action:** The job is not deleted by the analysis request.

**Operator response:** Typically, this is an informational message only; however, if you really need to delete the active FSS, you must reset the system indicated in the *sys* message text and perform another hot start with analysis.

**System programmer response:** None. this is an informational message.

**Module:**

Containing	Detecting	Issuing
IATINJR	IATINJR	IATINJR

**Routing Code:** 2

**Descriptor Code:** 7

---

**IAT4159****Explanation:**

▶▶—ERROR RESTORING TCP/IP CHECKPOINT————▶▶

JES3 initialization was unable to restore the TCP/IP/NJE status checkpoint record because of one or more of the following reasons:

- The TCP/IP checkpoint FDB, in the JESCKPNT data area, is incorrect. The typical reason for this is because a JES3 release that supports TCP/IP/NJE was previously installed, backed out to an earlier release (including a DSI that moves the global to an earlier release), and is being reinstalled.
- One or more of the TCP/IP checkpoint records were on unavailable spool data sets.
- One or more of the TCP/IP checkpoint records were on spool data sets that were replaced during this restart.

**System action:** JES3 initialization continues; the status of some, or all, TCP/IP Netservs, sockets, and TCP/IP nodes is lost. TCP/IP connections that were active before the last JES3 restart need to be re-established. During this JES3 restart, a new TCP/IP checkpoint record is built.

**Operator response:** After the JES3 restart is complete, issue an \*I,A command. For each IAT8524 line in the response that indicates a job name of IEESYSAS and a step name of a Netserv definition, cancel the address space using the MVS cancel command, C ntsvname, to clean up the Netserv address spaces. Then reestablish the Netserv by using a \*CALL,TCP,NETSERV=ntsvname command, followed by an \*S,TCP,SOCKET=scktname command for each socket that you want to activate.

**System programmer response:** None. This is an informational message.

**Module:**

Containing	Detecting	Issuing
IATINST	IATINRN	IATINST
	IATDMNC	

## IAT4161 • IAT4163

Routing Code: 2

Descriptor Code: 7

---

### IAT4161

**Explanation:**

▶▶—VALIDATION FAILURE—<sup>DM—xxx</sup>—<sub>xxx</sub>—PROCESSING—*srfid*—FOR JOB—*jobname (jobid)*—▶▶

During JES3 validation of job related spool space, an error was encountered while processing the specified job. In the message text, *srfid* specifies the control block identifier of the single record file that was being processed. *DMxxx* specifies the JES3 abended. *xxx* specifies the system abended.

**System action:** JES3 issues message IAT4174.

**Operator response:** Respond to message IAT4174.

**Module:**

Containing	Detecting	Issuing
IATJVDR	IATJVDR	IATINJR

Routing Code: 2

Descriptor Code: 7

---

### IAT4162

**Explanation:**

▶▶—JOB—*jobname (jobid)*—DUPLICATE TRACK CONDITION—▶▶

During JES3 restart validation processing, JES3 determined that the spool space of the specified job had already been allocated to another job.

**System action:** JES3 issues message IAT4174.

**Operator response:** Respond to message IAT4174.

**Module:**

Containing	Detecting	Issuing
IATDMJV	IATDMJV	IATINJR

Routing Code: 2

Descriptor Code: 7

---

### IAT4163

**Explanation:**

▶▶—INITIALIZATION FAILURE *DMxxx*—PROCESSING JOB—*jobname (jobid)*—▶▶

During JES3 validation processing, JES3 failed with the specified ABEND code (*DMxxx*).

**System action:** JES3 issues message IAT4174 and tries to recover from the ABEND.

**Operator response:** Respond to message IAT4174.

**Module:**

**Containing**  
IATINJV

**Detecting**  
IATINJV

**Issuing**  
IATINJR

**Routing Code:** 2

**Descriptor Code:** 7

#### IAT4164

**Explanation:**

▶▶—UNRECOVERABLE ERROR DURING JES3—INITIALIZATION JOB VALIDATION—▶▶

During JES3 validation processing, an error not related to a specific job was encountered.

**System action:** JES3 ends with a DM034 abend.

**System programmer response:** See the system programmer response for DM034 in *z/OS JES3 Diagnosis* to help determine the error.

**Module:**

**Containing**  
IATINJV

**Detecting**  
IATINJV

**Issuing**  
IATINJV

**Routing Code:** 2

**Descriptor Code:** 7

#### IAT4170

**Explanation:**

▶▶—UNRECOVERABLE ERROR DURING JES3—INITIALIZATION JOB SNAP PROCESSING—▶▶

During JES3 job snap processing, a non-job related error occurred.

**System action:** JES3 ends with a DM034 abend.

**System programmer response:** See the system programmer response for DM034 in *z/OS JES3 Diagnosis* to help determine the error.

**Module:**

**Containing**  
IATINLG

**Detecting**  
IATINLG

**Issuing**  
IATINLG

**Routing Code:** 2

**Descriptor Code:** 7

#### IAT4171

**Explanation:**

▶▶—SNAP UNSUCCESSFUL - JES3 SNAP DATA SET—NOT AVAILABLE—▶▶

The JES3 snap data set could not be opened because of incorrect JCL. No job validation information was recorded.

**System action:** The job snap facility is turned off. Analysis continues with the next job in the JES3 job queue.

**Programmer response:** Ensure that the //JES3SNAP DD statement in the JES3 start procedure is included and is correct.

## IAT4172 • IAT4174

### Module:

Containing	Detecting	Issuing
IATINLG	IATINLG	IATINLG

Routing Code: 2

Descriptor Code: 7

---

### IAT4172

#### Explanation:

▶▶—SNAP UNSUCCESSFUL DUE TO JES3 SNAP—OUTPUT INITIALIZATION FAILURE—▶▶

During job snap processing, the job snap FCT ends.

**System action:** Job snap processing attempts to recover.

**Operator response:** None. This is an informational message.

### Module:

Containing	Detecting	Issuing
IATINLG	IATINLG	IATINLG

Routing Code: 2

Descriptor Code: 7

---

### IAT4173

#### Explanation:

▶▶—JOB—*jobname (jobid)*—JQE BUILD ERROR, RC=—*xx*—▶▶

An error was encountered accessing or updating the job queue element (JQE) for a job during JES3 job queue restart processing.

**System action:** If the error can be isolated to a single job, JES3 deletes the job from the queue; JES3 initialization processing continues with the next job in the queue.

**Operator response:** Notify the system programmer.

**Programmer response:** For single job failures, resubmit the job in error, if possible. See *z/OS JES3 Customization* for a description of the IATXJQE error and return codes.

### Module:

Containing	Detecting	Issuing
IATINJR	IATGRJX	IATINJR

Routing Code: 2,Note 19

Descriptor Code: 7

---

### IAT4174

#### Explanation:

▶▶—CONFIRM—

DELETION	OF	JOB— <i>jobname (jobid)</i>	DUE TO— <i>reasontext</i>
RELOCATION		DSP— <i>dspname</i> —(N/A)	

—▶▶

▶ (CONT(,ALL), SNAP(,ALL) OR TERM) —————▶  
 └ (CONTINUE(,ALL) OR TERMINATE) —————▶

During JES3 recovery and/or validation of job related spool space, one or more errors were encountered that will result in the loss of a job. One or more messages that identify the specific errors and the affected jobs preceded this message. If the *jobid* displayed in this message is JOB\*\*\*\*, it means that the job number was assigned a job number greater than 65,534 when it was submitted on a higher JES3 release. This message is also issued for DSPs, in which case a *dspname* is given and the *jobid* is set to N/A.

The job is to be deleted from the job queue for one of the following reasons:

**JCT READ ERROR**

An error prevented JES3 from accessing the job control table (JCT). Message IAT4080 was previously issued.

**JCT VALIDATION ERROR**

An error was encountered validating the JCT for the specified job. Message IAT4080 was previously issued.

**INVALID JCT JOB NUMBER**

The specified job had an incorrect job number.

**JCT WRITE ERROR**

An error prevented JES3 from writing to the job control table (JCT).

**JQE ALLOCATION ERROR**

An error prevented JES3 from allocating the job queue element (JQE). Message IAT4173 was previously issued.

**ABEND DURING VALIDATION**

JES3 ended during validation processing. Message IAT4163 or IAT4164 was previously issued.

**UNAVAIL SPOOL DATA SET(S)**

The job has data on an unavailable spool data set and the operator has replied 'CANCEL' or 'CANCEL,ALL' to message IAT4140.

**SPOOL OWNERSHIP ERROR(S)**

A duplicate tracks condition was detected during spool space recovery for the job. Message IAT4162 was previously issued.

**SPOOL REALLOCATION FAILURE**

The job has data on one or more spool data sets which are unavailable during this restart and the checkpointed space allocation maps (PTATs) were not restored.

**SPOOL RECORD ERROR(S)**

An error was detected validating spool control blocks or a user exit determined there was an error for the specified job.

**DSP FAILURE**

Before the restart, a JES3 dynamic support program (DSP) failed to run. Messages IAT4149 and IAT4150 were previously issued.

**OUTSERV VALIDATION ERROR**

An error was found in the output processing for the specified job.

**INCOMPATIBLE FUNCTION**

The job was using a function that is available only at a higher JES3 release and a fallback was made to this release while the job was active. The job cannot be processed in this JES3 release.

**System action:** JES3 initialization waits for one of the following operator replies:

**CONTINUE or CONT or U-**

If a warm start is being performed, the job is deleted from the queue and message IAT4133 is issued.

If a hot start (with or without refresh) is being performed and the deletion is caused by anything other than the reduction of the JOBNO range on the OPTIONS statement, the job is placed into a delete only state if the job is active on MAIN or in a C/I FSS and message IAT4134 is issued.

If a hot start with refresh is being performed and the deletion is caused by the reduction of the JOBNO range on the OPTIONS statement, the job is deleted from the queue even if the job is active and an IPL is not being performed. JES3 does not end active jobs that are deleted. It is your responsibility to either wait for active jobs to end or cancel them before you delete them in this manner, or you can IPL the processor on which these jobs are active.

## IAT4175

If you reply CONTINUE to delete a job, that job is deleted immediately even if you reply TERMINATE to a later occurrence of IAT4174 issued for a different job.

When JES3 detects an active job that is about to be deleted, it issues messages IAT3101 and IAT3062, requiring a reply. These messages are issued only once per processor. See these messages for further information.

### CONTINUE,ALL or CONT,ALL

Deletes all jobs with no further IAT4174 request.

### SNAP -

Diagnostic information about the job is written to a snap data set. This response is only supported during JES3 initialization.

### SNAP,ALL -

Diagnostic information about this job and all following jobs in error is written to a snap data set. This response is only supported during JES3 initialization.

### TERMINATE or TERM or T -

JES3 initialization ends with a DM011 abend.

**Operator response:** Examine the preceding message to determine the impact of the failure and the appropriate action to be taken.

### Module:

Containing	Detecting	Issuing
IATINJR	IATINJR	IATINJR
IATMOSQC	IATMOSQC	IATMOSQC

**Routing Code:** 2

**Descriptor Code:** 7

---

## IAT4175

### Explanation:

▶▶—TRACK ALLOCATION TABLE NOT AVAILABLE, —ENTER: 

CANCEL
CANCEL,ALL
TERMINATE

▶▶

During initialization, a job's track allocation table is on an unavailable spool data set. JES3 is unable to reallocate the spool space while creating new spool space allocation maps.

**System action:** JES3 waits for one of the following operator replies:

### CANCEL

The job is deleted from the queue if:

- a warm start is being performed
- is placed into a delete only state
- a hot start is in progress.

This message will be reissued for each job that has a JOBTAT on an unavailable spool data set.

### CANCEL,ALL

The job is deleted from the queue if:

- a warm start is being performed
- is placed into a delete only state
- a hot start is in progress.

All jobs subsequently found that have a JOBTAT on an unavailable spool data set will be deleted. Message IAT4141 will be issued to confirm the CANCEL,ALL command. Message IAT4175 will not be reissued.

**TERMINATE**

JES3 will end with a DM011. *z/OS JES3 Diagnosis* has more information concerning the DM011 code.

**Operator response:** Consult the system programmer for the appropriate action to be taken.

**Note:** If a large number of jobs are affected by the unavailable spool data sets or if the type of jobs affected is known or predictable, use the CANCEL,ALL command to minimize operator action.

**Programmer response:** Performance and scheduling maybe significantly affected if the spool data set must remain unavailable to JES3.

**Module:**

**Containing**  
IATINJR

**Detecting**  
IATINJR

**Issuing**  
IATINJR

**Routing Code:** 2

**Descriptor Code:** 7





---

## Chapter 9. Interpreter Messages

---

### IAT4201

#### Explanation:

▶▶—CHARACTER—*c*—NOT VALID IN DEST—PARAMETER ON OUTPUT STATEMENT—*outdd*—▶▶

JES3 detected a character that is not allowed on the DEST parameter of the noted JCL OUTPUT statement (label *outdd*).

In the message text:

*c*            the unidentified character

*outdd*       the OUTPUT statement label

**System action:** The job is canceled.

**Programmer response:** Correct the value of DEST on the OUTPUT JCL statement (*outdd*) and resubmit the job. DEST can be a name of up to two levels separated by a period. Each level can contain 1 through 8 alphanumeric or the special characters (\$ # @).

#### Module:

**Containing**  
IATIIMS

**Detecting**  
IATIIOS

**Issuing**  
IATIIOS

**Routing Code:** Note 19

**Descriptor Code:** –

---

### IAT4202

#### Explanation:

▶▶—JOB FAILED WITH JES3 INPUT SERVICE ERROR—▶▶

The job was ended because of a JES3 statement error detected by input service.

**System action:** The job is ended.

**Programmer response:** Correct the statement, and resubmit the job.

**Problem determination:** See Table III, item 20.

#### Module:

**Containing**  
IATIIMS

**Detecting**  
IATIIDR

**Issuing**  
IATIICC

**Routing Code:** Note 19

**Descriptor Code:** –

---

### IAT4203

#### Explanation:

▶▶—DEST PARAMETER LENGTH ERROR ON—OUTPUT STATEMENT—*outdd*—▶▶

JES3 detected that the length of the DEST parameter on the JCL OUTPUT statement (label *outdd*) was not valid.

## IAT4204 • IAT4205

**System action:** The job is canceled.

**Programmer response:** Correct the value of DEST on the OUTPUT JCL statement (*outdd*) and resubmit the job. DEST can be a name of up to two levels separated by a period. Each level can contain 1 through 8 alphanumeric or the special characters (\$,#,@).

**Module:**

Containing	Detecting	Issuing
IATIIMS	IATIIOS	IATIIOS

**Routing Code:** Note 19

**Descriptor Code:** –

---

### IAT4204

**Explanation:**

▶▶—JOB FAILED WITH CONVERTER/INTERPRETER—JCL ERROR—▶▶

The MVS converter/interpreter detected a JCL error while processing the job.

**System action:** The job is ended.

**Programmer response:** This is probably a user error. Correct the error and resubmit job.

**Module:**

Containing	Detecting	Issuing
IATIIMS	IATIIST	IATIICC

**Routing Code:** Note 19

**Descriptor Code:** –

---

### IAT4205

**Explanation:**

▶▶—JOB FAILED DUE TO CONVERTER/INTERPRETER—JOB FAILED ABEND—▶▶

The MVS converter/interpreter ended execution.

**System action:** The job being processed is flushed from the system, and the MVS converter/interpreter is reinstated. Another copy of the subtask is attached to replace the ended one. A dump was taken of the ended C/I subtask.

**Operator response:** Resubmit the job that was flushed.

**Problem determination:** See Table III, items 4, 5, 6, 7, and 20.

**Module:**

Containing	Detecting	Issuing
IATIIMS	IATIIDR	IATIICC
IATIIMS	IATIIOS	IATIIOS

**Routing Code:** Note 19

**Descriptor Code:** –

---

---

IAT4207**Explanation:**

►►—SYSOUT ERROR... —COPY COUNT GREATER THAN 254 —————►►

The job's JCL contains a SYSOUT DD statement which specifies a copy count greater than the maximum allowed by JES3.

**System action:** JES3 cancels the job and processing continues.

**Operator response:** Contact the system programmer.

**Programmer response:** Correct the COPIES parameter on DD statement that defines the SYSOUT data set.

**Module:**

Containing	Detecting	Issuing
IATIIMS	IATIICX	IATIICC

**Routing Code:** Note 19

**Descriptor Code:** -

---

IAT4211**Explanation:**

►►—INTERPRETER HAS ABENDED, —————►►

└─ IN FSS—*fssname*, —ASID=—*asid*—┘

An interpreter subtask (C/I) has ended. If the failure occurred in a functional subsystem (FSS), the functional subsystem name *fssname* and address space ID *asid* appear in the message. If this text does not appear in the message, the failure occurred in JES3.

**System action:** JES3 attempts to initialize another subtask. If the attempt fails, the subtask counts are reduced.

**Operator response:** Notify the system programmer.

**Programmer response:** Check the dump taken by the subtask's ESTAE and SYS1.LOGREC for the cause of the subtask failure.

**Module:**

Containing	Detecting	Issuing
IATIIMS	IATINAT	IATINAT

**Routing Code:** 42

**Descriptor Code:** 7

---

IAT4213**Explanation:**

►►—JOB ENDED. THE USER REQUESTED—THE JCLTEST FACILITY—*fssname*, —ASID=—*asid*—————►►

The user's job requested processing by the JCLTEST facility of the interpreter DSP. Having completed processing of the job, the JCLTEST facility ends and the job does not pass to MAIN for execution. This is normal for a job that requests the JCLTEST facility.

**System action:** The job is canceled and printed.

**Operator response:** None. This is an informational message.

## IAT4215 • IAT4217

**Programmer response:** Examine JESMSGLG for any JCL syntax errors that the JCLTEST facility may have detected.

**Module:**

Containing	Detecting	Issuing
IATIIPR	IATIIPR	IATIIPR

**Routing Code:** Note 19

**Descriptor Code:** -

---

### IAT4215

**Explanation:**

▶▶—SYSOUT ERROR. . .USER-WRITER— AND 3540-CLASS/DSID SPECIFIED—▶▶

The job's JCL contains a SYSOUT DD statement which specifies that 3540 SYSOUT class data will be processed by a non-3540 class writer.

**System action:** The job is canceled with print after the interpreter DSP.

**Programmer response:** Either correct the JCL to avoid specifying a user-writer or DSID, or correct the SYSOUT class table so that the class in question is not defined as being held for the reserved writer (3540 class).

**Problem determination:** See Table III, items 5 and 20.

**Module:**

Containing	Detecting	Issuing
IATIIMS	IATIICX	IATIICC

**Routing Code:** Note 19

**Descriptor Code:** -

---

### IAT4216

**Explanation:**

▶▶—SYSOUT ERROR. . .DSID SPECIFIED—WITH NON-3540 CLASS—▶▶

A SYSOUT DD statement specifies a DSID keyword, but the SYSOUT class called for is not 3540.

**System action:** The job is canceled with print after the interpreter DSP has completed.

**Problem determination:** See Table III, items 5 and 20.

**Module:**

Containing	Detecting	Issuing
IATIIMS	IATIICX	IATIICC

**Routing Code:** Note 19

**Descriptor Code:** -

---

### IAT4217

**Explanation:**

▶▶—SYSOUT ERROR. . .NO DSID SPECIFIED—WITH 3540 CLASS—▶▶

JES3 encountered a SYSOUT DD statement which specified a 3540 SYSOUT class, but which failed to provide the mandatory DSID information associated with such a class.

**System action:** The job is canceled with print following completion of the interpreter DSP.

**Programmer response:** Either correct the problem SYSOUT DD statement and resubmit the job, or correct the JES3 SYSOUT class table by modifying the initialization stream and reinitializing JES3.

**Problem determination:** See Table III, items 5 and 20.

**Module:**

Containing	Detecting	Issuing
IATIIMS	IATICX	IATICC

**Routing Code:** Note 19

**Descriptor Code:** –

### IAT4218

**Explanation:**

▶▶—VOLUMES HAVE DIFFERENT MOUNT—ATTRIBUTES FOR—*xxx,yyy, ddn*—▶▶

A mixture of permanently resident and non-permanently resident volumes were defined on a DD statement. The permanently resident volumes were not specified as permanently resident; *xxx* is the procedure step name, *yyy* is the job step name, and *ddn* is the ddname.

**System action:** The job is canceled with print.

**Programmer response:** Correct the problem DD statement, and resubmit the job.

**Problem determination:** See Table III, item 5, 14a, 20, and 22.

**Module:**

Containing	Detecting	Issuing
IATIIMS	IATIHDR	IATICC

### IAT4219

**Explanation:**

▶▶—JSAM ERROR IN JOB—*jobname (jobid)*—▶▶

A JSAM error occurred while processing the specified job. An attempt was made to either close or write to the JCBLOCK DD data set.

**System action:** The job ends.

**Operator response:** Rerun the job.

**Programmer response:** Check the job's JCL for keywords with parameters whose total length is greater than JES3 buffer size--32. Eliminate those which do not need to be specified, then rerun the job.

**Problem determination:** See Table I, items 13 and 16; Table III, item 5.

**Module:**

Containing	Detecting	Issuing
IATIIMS	IATIHDR	IATIHDR
IATIIMS	IATIIPR	IATIIPR
IATIIMS	IATIIP1	IATIIP1
IATIIMS	IATIIP0	IATIIP0

## IAT4220 • IAT4225

**Containing**  
IATIIMS

**Detecting**  
IATIIP2

**Issuing**  
IATIIP2

**Routing Code:** 42,Note 19

**Descriptor Code:** 7

---

### IAT4220

**Explanation:**

▶▶—INTERPRETER DSP FAILSOFT IN PROCESS—▶▶

A system error occurred in the interpreter DSP while the job was running.

**System action:** The job ended. This message is for programmer information only. See message IAT3713.

**Operator response:** Hold the dump for the system programmer.

**Problem determination:** See Table I, items 13 and 16; Table III, item 5.

**Module:**

**Containing**  
IATIIMS

**Detecting**  
IATIIDR

**Issuing**  
IATIIDR

**Routing Code:** Note 19

**Descriptor Code:** -

---

### IAT4221

**Explanation:**

▶▶— SYSTEM SYMBOLS SELECTED FROM— *main*—▶▶

System symbol substitution will be performed on the JCL of this batch job. The symbols values used are from the specified *main*.

**System action:** JES3 processing continues.

**Operator response:** None. This is an informational message.

**Programmer response:** None.

**Module:**

**Containing**  
IATIICC

**Detecting**  
IATIICC

**Issuing**  
IATIICC

**Routing Code:** Note 19

**Descriptor Code:** -

---

### IAT4225

**Explanation:**

▶▶—JOB—*jobname (jobid)*—HAS EXCEEDED—THE—

JOB
—ADDRESS SPACE—
—SYSIN DD—

—JCL LIMIT—▶▶

The job has exceeded the job or address space JCL limit, or the job SYSIN DD statement limit. If the SYSIN DD statement limit has been exceeded, only the IAT4225 message is displayed. For the JCL limit, message IAT4226 is also

issued to display the job JCL statement count, and the JCL limit that was exceeded. Message IAT4227 is also issued if the job was processed by a CI FSS address space.

**Note:** If the SYSIN DD statement limit has been exceeded, the job is flushed by input services. If the JCL limit has been exceeded, the job is flushed by converter/interpreter services.

**System action:** JES3 cancels the job.

**Operator response:** Notify the system programmer.

**Programmer response:** Do one or more of the following to modify the JCL or SYSIN DD statement limit.

- To increase the complex-wide job JCL statement limit if it was exceeded, issue the \*MODIFY X D=CI MAXJOBST=xxx command.
- To increase the address space JCL limit for the address space in which the job will run, issue either the \*MODIFY X D=CI or \*MODIFY F ... command.
- Modify the C/I scheduling installation exits IATUX46 and IATUX49, so that the job is scheduled (for C/I) only to those address spaces that have an address space JCL statement limit larger than the job's JCL statement count.
- To increase the complex-wide job SYSIN DD statement limit if it was exceeded, modify the MAXINDD parameter on the STANDARDS statement in the JES3 initialization stream, and restart JES3 specifying hot start with refresh.

**Module:**

Containing	Detecting	Issuing
IATIIMS	IATIIST	IATIICC
IATISJL	IATISJL	IATISJL

**Routing Code:** 10

**Descriptor Code:** 7

**IAT4226**

**Explanation:**

▶▶—JOB—*jobname (jobid)*,—JOB JCL COUNT=—xxxxxxxx,—JCL LIMIT—xxxxxxxx,—▶▶

This message is issued with message IAT4225. If the was processed by a CI FSS address space, message IAT4227 is also issued. The specified value for limit is either the address space or job JCL statement limit as indicated by message IAT4225.

**System action:** JES3 cancels the job.

**Operator response:** Notify the system programmer.

**Programmer response:** See message IAT4225.

**Module:**

Containing	Detecting	Issuing
IATIIMS	IATIIST	IATIICC

**Routing Code:** 42,Note 19

**Descriptor Code:** 7

**IAT4227**

**Explanation:**

▶▶—JOB—*jobname (jobid)*,—FSS—*fssname*—ASID—*asid*—▶▶

This message is issued with messages IAT4225 and IAT4226 or IAT4230. It identifies the FSS name and address space

## IAT4230 • IAT4231

where the associated job was undergoing C/I processing. The message is not issued if the job was undergoing C/I processing in the JES3 address space.

**System action:** JES3 cancels the job.

**Operator response:** Notify the system programmer.

**Programmer response:** See messages IAT4225 and IAT4230.

**Module:**

Containing	Detecting	Issuing
IATIIMS	IATIICC	IATIICC

**Routing Code:** 42,Note 19

**Descriptor Code:** 7

---

### IAT4230

**Explanation:**

▶▶—JOB—*jobname* (*jobid*), —WITH—*nnn*—JCL STATEMENTS EXCEEDED THE AVAILABLE VIRTUAL STORAGE—▶▶

The specified job includes the indicated number of JCL statements *nnn*. The job passed all JCL statement limit checks but sufficient virtual storage was not available for the MVS converter or interpreter to process the job. If the failure occurred in a C/I functional subsystem (FSS) address space, message IAT4227 is also issued. Message IAT4801 is issued at the end of C/I processing to indicate that the job was canceled.

**System action:** JES3 cancels the job.

**Operator response:** Notify the system programmer.

**Programmer response:** Modify the C/I scheduling installation exits IATUX46 and IATUX49 so that the job is scheduled (for C/I) only to those mains that have sufficient private regions for the job's SWA control block. Modify the number of C/I subtasks in selected address spaces so that the large jobs are scheduled (for C/I) to address spaces with a small number of subtasks.

**Module:**

Containing	Detecting	Issuing
IATIIMS	IATIIST	IATIICC

**Routing Code:** 42,Note 19

**Descriptor Code:** 7

---

### IAT4231

**Explanation:**

▶▶—CI WAITING, JCL LIMITS EXCEEDED—IN—

FSS— <i>fsname</i> , —ASID=— <i>asid</i>
JES3 ADDRESS SPACE

—▶▶

The current job's JCL statement count exceeded the address space JCL statement limit.

**System action:** JES3 quiesces C/I processing. All C/I subtasks and FCTs for jobs that have not entered MVS interpretation will wait until the address space JCL count is reduced below the address space limit. JES3 resumes processing after the address space JCL statement count is successfully updated.

**Operator response:** None. This is an informational message.

**Module:**



**Containing**  
IATIIST

**Detecting**  
IATIIST

**Issuing**  
IATIIST

**Routing Code:** 2

**Descriptor Code:** 4

IAT4232

**Explanation:**

```
▶▶—CI FUNCTIONS RESUMED IN—┌FSS—fssname,—ASID=—asid—┐
                             └JES3 ADDRESS SPACE—┘▶▶
```

The address space JCL statement count is reduced below the address space JCL statement limit.

**System action:** JES3 resumes processing all C/I subtasks and FCTs.

**Operator response:** None. This is an informational message.

**Module:**

**Containing**  
IATIIST  
IATIHDR

**Detecting**  
IATIIST  
IATIHDR

**Issuing**  
IATIIST  
IATIHDR

**Routing Code:** 2,42

**Descriptor Code:** 4,7

IAT4233

**Explanation:**

```
▶▶—UNIT CONVERSION FAILED FOR—catalog data set name—▶▶
```

The catalog unit type for the specified data set name could not be converted into an EBCDIC unit type (for example, 3380). Before JES3 can add catalogs to the list of setup requirements for the job, the catalog unit type must be converted into a printable form.

**System action:** The job that is being processed is canceled. JES3 processing continues.

**Operator response:** Notify the system programmer.

**System programmer response:** Ensure that the catalog unit type appears in the eligible device table (EDT) for the processor where JES3 C/I processing was being performed. If the catalog unit type is in the EDT, contact IBM for support.

**Module:**

**Containing**  
IATIIST

**Detecting**  
IATIIST

**Issuing**  
IATIIST

**Routing Code:** Note 19

**Descriptor Code:** 7

## IAT4235 • IAT4250

---

### IAT4235

#### Explanation:

►►—CI SUBTASK ATTACH FAILURE—  
└─FSS—*fssname*, —ASID=—*asid*—┘

JES3 global or a C/I functional subsystem (FSS) address space failed in its attempt to initialize a C/I subtask. This message appears after message IAT3504 is issued informing the operator that the subtask failed to initialize. If the CI DSP max counts have been reset, message IAT4236 is also issued to indicate the new CI DSP max counts. The FSS name *fssname* and ASID are also displayed if the error occurred in an FSS address space.

**System action:** If the batch and demand select CI DSP max counts are greater than the number of attached batch and demand select C/I subtasks, the max counts are reset to the number of attached C/I subtasks. This prevents recursive errors by not allowing another CI DSP to initialize another C/I subtask until the operator modifies the CI DSP counts by issuing the \*MODIFY,X or the \*MODIFY,F commands.

**Operator response:** Notify the system programmer.

**Programmer response:** Check the SDUMP taken by the subtask's ESTAE exit to determine why the error occurred.

#### Module:

Containing	Detecting	Issuing
IATINAT	IATINAT	IATINAT

Routing Code: 42

Descriptor Code: 7

---

### IAT4236

#### Explanation:

►►—DEMAND SELECT=—*mmm*, —BATCH=—*nnn*—  
└─FOR FSS—*fssname*, —ASID=—*asid*—┘

This message is issued after message IAT4235. The message contains the number of attached demand select and batch CI DSPs. The functional subsystem (FSS) name *fssname* and ASID *asid* are also displayed if the error occurred in an FSS address space.

**System action:** See message IAT4235.

**Operator response:** See message IAT4235.

**Programmer response:** See message IAT4235.

#### Module:

Containing	Detecting	Issuing
IATINAT	IATINAT	IATINAT

Routing Code: 42

Descriptor Code: 7

---

### IAT4250

#### Explanation:

►►—DSNAME—*dsname*—MUST BE—'&' FOLLOWED BY AN ALPHABETIC OR CHARACTERS @,#,\$ —►►

This message is issued when the character following the '&' on the DSNAME specified on the SYSIN/SYSOUT DD

statement is not an alphabetic or one of the @, #, \$ characters. The message will be included in the job's JESJCL data set.

**System action:** JES3 uses the *jobname* instead of the DSNNAME specified when building the data set name. Processing continues.

**User response:** The DSNNAME should be changed to start with an alphabetic or one of the @, #, \$ characters following the '&'. For more information on the DSNNAME parameter, see *z/OS MVS JCL Reference*.

**Module:**

Containing	Detecting	Issuing
IATIICX	IATIICX	MVS Converter

**Routing Code:** 42

**Descriptor Code:** 7

### IAT4251

**Explanation:**

▶▶—DSNAME—*dsname*—IS LONGER THAN—EIGHT CHARACTERS—▶▶

This message is issued when the DSNNAME specified on the SYSIN/SYSOUT DD statement is longer than eight characters following the "&". The message will be included in the job's JESJCL data set.

**System action:** JES3 uses the *jobname* instead of the DSNNAME specified when building the data set name. Processing continues.

**User response:** The DSNNAME should be shortened to eight characters. For more information on the DSNNAME parameter, see *z/OS MVS JCL Reference*.

**Module:**

Containing	Detecting	Issuing
IATIICX	IATIICX	MVS Converter

**Routing Code:** 42

**Descriptor Code:** 7

### IAT4252

**Explanation:**

▶▶—DSNAME—*dsname*—MUST CONTAIN ONLY—ALPHANUMERICS AND/OR CHARACTERS @, #, \$, -, OR X'C0'—▶▶

This message is issued when an incorrect character appears in the DSNNAME specified on a SYSIN/SYSOUT DD statement. The message will be included in the job's JESJCL data set.

**System action:** JES3 uses the *jobname* instead of the DSNNAME specified when building the data set name. Processing continues.

**User response:** The DSNNAME should be changed to meet standards. The valid format is an '&' followed by an alphabetic character or one of the following: @, #, \$, followed by up to seven alphanumeric or one of the @, #, \$, -, X'C0' characters. For more information on the DSNNAME parameter, see *z/OS MVS JCL Reference*.

**Module:**

Containing	Detecting	Issuing
IATIICX	IATIICX	MVS Converter

**Routing Code:** 42

**Descriptor Code:** 7

## IAT4253 • IAT4301

---

### IAT4253

#### Explanation:

►►—DSNAME—*dsname*—IS A JES RESERVED—NAME—◄◄

This message is issued when the DSNAME specified on a SYSIN/SYSOUT DD statement is reserved for JES3 use.

**System action:** JES3 uses the *jobname* instead of the DSNAME specified when building the data set name. Processing continues.

**User response:** The DSNAME should not be specified as one of the following:

- JESYSMSG
- JESJCL
- JESJCLIN
- JESMSGGLG

For more information on the DSNAME parameter, see *z/OS MVS JCL Reference*.

#### Module:

Containing	Detecting	Issuing
IATIICX	IATIICX	MVS Converter

Routing Code: 42

Descriptor Code: 7

---

### IAT4300

#### Explanation:

►►—ATTEMPT TO PASS DUPLICATE DATA SET—NAME WITHIN SAME STEP - JOB FAILED—◄◄

An error was encountered while processing the DISP=(NEW,PASS) parameter on a JCL DD statement.

**System action:** The job is ended.

**Programmer response:** This is probably a JES3 error. Invoke the interpreter debug facility and rerun the job with DEBUG=ALL specified. See *z/OS JES3 Diagnosis*.

#### Module:

Containing	Detecting	Issuing
IATIIPR	IATIIPR	IATIIPR

Routing Code: 42

Descriptor Code: 7

---

### IAT4301

#### Explanation:

►►—UNIT TYPE PARAMETER FOR—*xxx,yyy*, *ddn*—NOT VALID - JOB FAILED—◄◄

The UNIT= keyword on the indicated DD statement did not include a valid unit parameter, and the job failed, where *xxx* is the procedure step name, *yyy* is the job step name, and *ddn* is the ddname.

Possible reasons why the unit specified was not valid are:

- The UNIT parameter was not specified when one is required (for example, when defining a new data set).

- The same volume serial number was given for two unlike devices in the job. For example, one DD statement called for the volume serial on a tape while another DD statement used the same volume serial for a DASD request. One of the DD statements is treated as not valid.
- The same volume serial number was given to two incompatible device types. Volume serial numbers must be assigned to compatible device types. For example, one DD statement was used to define the volume serial on a real type tape device while another was used the same volume serial for a cartridge type tape device.

**System action:** The job is ended.

**Programmer response:** Supply a valid unit type on the indicated DD statement and rerun the job.

**Problem determination:** See Table III, items 1 14a, 20, and 22; Table I, item 3.

**Module:**

Containing	Detecting	Issuing
IATIIPR	IATIIPR	IATIIPR
IATIIP1	IATIIP1	IATIIP1

**Routing Code:** 42

**Descriptor Code:** 7

### IAT4303

**Explanation:**

▶▶—JOB—*jjj* (*jobno*)— HAS EXCEEDED—THE MAXIMUM NUMBER OF REQUESTED VOLUMES—▶▶

An excessive number of volumes has been requested, probably through the unnecessary use of “VOL=(,,,99)” for multi-volume data sets. The maximum of 32,767 has been exceeded.

**System action:** JES3 cancels the job.

**Operator response:** Notify the system programmer.

**Programmer response:** The job can be broken into smaller, more manageable jobs, or the volume count can be reduced to a more practical number.

**Module:**

Containing	Detecting	Issuing
IATIIMS	IATIIPR	IATIIPR

### IAT4330

**Explanation:**

▶▶—UNABLE TO RESOLVE—UNIT/VOLUME(S) FOR—*xxx,yyy, ddn*—▶▶

The required unit or volume information for a temporary data set name was not available either on a DD JCL statement or passed from a DD statement in a previous step.

In the message text:

*xxx*

The procedure step name

*yyy*

The job step name

*ddn*

The ddname.

## IAT4331

Since the temporary data set name is not cataloged, JES3 fails the job during the prescan phase of the C/I DSP to avoid unnecessary LOCATE processing.

This is probably a user error. Either the DISP parameter on the JCL DD statement was erroneously coded (implying the presence of a nonexistent temporary data set) or the job may consist of a series of conditionally processed steps, one of which may have ended the passing of the data set name. Because JES3 does not consider conditional steps when determining setup requirements, the passing of the data set may appear to be prematurely ended.

**System action:** JES3 ends the job.

**Programmer response:** Correct the DISP parameter on the DD statement or make provisions to circumvent the conditional step restriction using the JES3 installation exit facility or dependent job control (DJC) facility.

**Problem determination:** See Table I, items 1 and 15; Table III, item 23.

**Module:**

Containing	Detecting	Issuing
IATIIPR	IATIIPR	IATIIPR

**Routing Code:** 42

**Descriptor Code:** 7

---

## IAT4331

**Explanation:**

▶▶—SMSHONOR UNITNAME—*ddddddd*—NOT VALID FOR REQUEST—*xxx.yyy.ddn*—JOB FAILED—▶▶

The unitname specified with the SSMHONOR keyword was not a subset of any library unitnames of eligible devices for the request that was returned to JES3.

In the message text:

**ddddddd**

The unit name.

*xxx*

The procedure step name.

*yyy*

The job step name.

*ddn*

The ddname.

**System action:** The job failed.

**Programmer response:** Specify a different unit name, or remove the SSMHONOR keyword and run the job again.

**Problem determination:** See Table III item 14a; Table I, item 3.

**Module:**

Containing	Detecting	Issuing
IATIIMS	IATIIPR	IATIIPR
IATIIMS	IATIIP0X	IATIIP0X

**Routing Code:** 42

**Descriptor Code:** 7

---

---

IAT4350

## Explanation:

▶▶—CALLING SEQUENCE:——▶▶

## Notes:

1 n can be from 1 to 6.

This message is issued after a locate subtask abends. The message shows the names of the subroutines within module IATLVLC that were active at the time of the error.

**System action:** The locate subtask cleans up and ends. If a job was being processed at the time the locate subtask ended, the job is canceled. JES3 processing continues.

**Operator response:** Notify the system programmer.

**System programmer response:** Examine the system dump that was taken to determine why the locate subtask abended.

## Module:

Containing	Detecting	Issuing
IATLVLC	IATLVLC	IATLVLC

Routing Code: 2

Descriptor Code: 4

---

IAT4401

## Explanation:

▶▶—LOCATE FOR STEP=—*stepname*,—DD=—*ddn*—DSN=—*dsn*—▶▶

The JES3 C/I has issued a SUPERLOCATE REQUEST (using SVC26) to the VSAM catalog management interface for the data set name *dsn* on the DD statement *ddn*

If the locate is successful, message IAT4402 is issued; if unsuccessful, message IAT4404 or IAT4405 is issued.

**Operator response:** None. This is an informational message.

## Module:

Containing	Detecting	Issuing
IATIPOX	IATIPOX	IATIPOX

Routing Code: 42

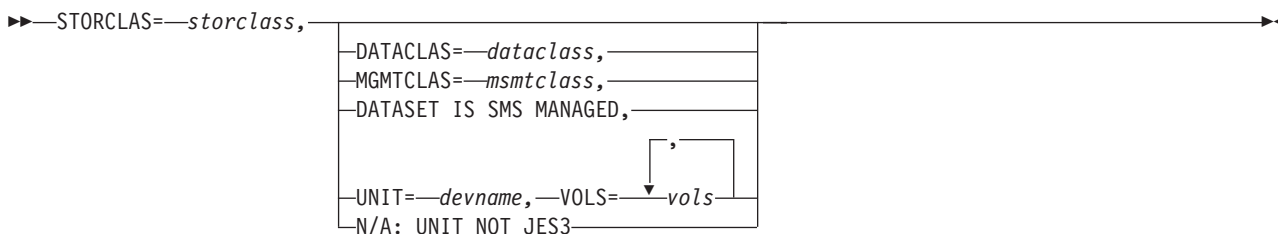
Descriptor Code: 7

---

IAT4402

## Explanation:

## IAT4403 • IAT4404



This message is the result of the locate request for data requested in the previously issued message, IAT4401. If the data set is SMS-managed, the storage class, the data class (if present), and management class (if present) will appear in this message. If the storage class, data class and management class are unknown, the text, DATA SET IS SMS MANAGED, appears in the message. If the data set is not SMS-managed, and the unit returned from the catalog is managed by JES3, the unit name and all the volume serial numbers will appear in the message. If the data set is not SMS-managed, and the unit returned from the catalog or the unit specified in the JCL is not a JES3-managed device, the volume serial numbers will be replaced with the phrase: N/A: UNIT NOT JES3.

**System action:** Processing continues.

**Operator response:** None. This is an informational message.

**Module:**

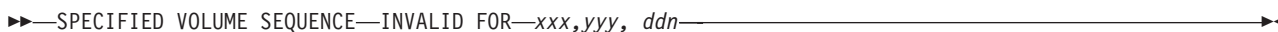
Containing	Detecting	Issuing
IATIIP0X	IATIIP0X	IATIIP0X

**Routing Code:** Note 19

**Descriptor Code:** –

### IAT4403

**Explanation:**



A volume sequence number has been specified which exceeds the number of volume serials given for the statement specified where *xxx* is the procedure step name, *yyy* is the job step name, and *ddn* is the ddname.

**System action:** The job is ended.

**Programmer response:** Change the JCL to eliminate the inconsistency, and resubmit the job.

**Problem determination:** See Table III, items 14a, 20, and 22; Table I, item 3.

**Module:**

Containing	Detecting	Issuing
IATIIMS	IATIIPR	IATIIPR
IATIIMS	IATIIP0X	IATIIP0X

**Routing Code:** 42,Note 19

**Descriptor Code:** 7

### IAT4404

**Explanation:**





The data set specified in the preceding message, IAT4401, was not found on the indicated main (refer to the job listing).

If the Hierarchical Storage Manager (HSM) is in the system, one of the following may have occurred:

- A VSAM data set that was eligible only for command migration was migrated.
- A VSAM data set was migrated automatically, but there was an error in the migration of the data set. Therefore, the data set is not eligible to be automatically recalled.

**System action:** The job is canceled with print.

**Programmer response:** Make the necessary corrections and resubmit the job. If a VSAM data set was migrated automatically and HSM is in the system, a command recall of the data set must occur before the data set can be used. When an HSM-managed VSAM data set was automatically migrated but there was an error, do one of the following:

- Access the data set by the base cluster name and it will be automatically recalled.
- Do a command recall on the base cluster name.
- Issue an HLIST DATASETNAME base cluster name SELECT VSAM command.

**Problem determination:** See Table III, items 14a, 20, and 22.

**Module:**

Containing	Detecting	Issuing
IATIIP0X	IATIIP0X	IATIIP0X

**Routing Code:** Note 19

**Descriptor Code:** –

---

## IAT4405

**Explanation:**

▶▶—LOCATE ERROR ENCOUNTERED—	PASSWORD FAILURE—	▶▶
	REQUEST ABORTED—	
	I/O ERROR SEARCHING CATALOG—	
	NO UNIT TYPE AVAILABLE—	
	ILLEGAL JCL COMBINATION—	
	CATALOG NOT AVAILABLE—	
	HSM CATALOG LOCATE ERROR RA=—nn—	
	HSM ERROR OCCURRED RA=—nn—	
	LOCATE RESPONSE NOT FOUND—	

RC=nn

An error occurred during LOCATE processing for the data set indicated by preceding message IAT4401. For specific error texts, see individual explanations below.

For return code explanations, see IDC3009I in *z/OS MVS System Messages, Vol 6 (GOS-IEA)*.

**Explanation:** Catalog management would not accept the password given, or a required password was omitted.

**Explanation:** JES3 (LOCATE subtask or LOCATE FCT) could not complete the LOCATE request.

**Explanation:** Catalog management encountered an I/O error.

**Explanation:** The catalog record specified a device type that is not available on the main where the locate was attempted.

**Explanation:** Either a generation data group (GDG) data set was used in a DCB parameter, or more than 255 data set names were concatenated under a single ddname.

**Explanation:** An error occurred during Locate processing for the data indicated by message IAT4401.

**Explanation:** The Hierarchical Storage Manager (HSM) is unable to fulfill the JES3 SUPERLOCATE request. HSM is operating with the catalog volume method of recall and was unable to obtain catalog information needed to inform JES3 where the data set would be placed after being recalled. In RA=nn, nn is the catalog locate reason code from the

## IAT4405

HSM. (This text is sent to JES3 from HSM as return code 218 decimal.)

**Explanation:** The Hierarchical Storage Manager (HSM) is unable to fulfill the JES3 LOCATE request for the reason indicated by the reason code returned in register 15.

**Explanation:** JES3 could not find the locate response (LRS) for the data set.

**System action:** JES3 cancels the job with print, unless otherwise indicated under individual error texts below.

**System action:** This message is followed by message IDC3009I with the possible return codes that may have caused the problem.

**System action:** The system attempts locate processing on other eligible mains until successful, a failure is encountered, or there are not any more online mains that are eligible.

**System programmer response:** See Chapter 30, "Problem Determination," on page 1135.

**System programmer response:** See Chapter 30, "Problem Determination," on page 1135. See *z/OS MVS System Messages, Vol 6 (GOS-IEA)* for more information about message IDC3009I.

**System programmer response:** See Chapter 30, "Problem Determination," on page 1135.

**System programmer response:** Ensure that the job is routed to an eligible main, and that the main is online and connected when C/I processes the job. If the error still persists, see Chapter 30, "Problem Determination," on page 1135.

**System programmer response:** See Chapter 30, "Problem Determination," on page 1135.

**System programmer response:** See Chapter 30, "Problem Determination," on page 1135.

**System programmer response:** See Chapter 30, "Problem Determination," on page 1135.

**Programmer response:** See programmer response under individual error texts below.

### PASSWORD FAILURE

**Programmer response:** Ensure that all correct passwords are available for the data set indicated in message IAT4401, and resubmit the job. If passwords are correct but still fail, notify the system programmer.

**Programmer response:** This is probably a JES3 error. Notify the system programmer.

**Programmer response:** Notify the system programmer.

**Programmer response:** Notify the system programmer.

**Programmer response:** Check the DD statements specified by the ddname in preceding message IAT4401. Resubmit the job with the correct JCL. If no error is found, contact the system programmer.

**Programmer response:** Notify the system programmer.

**Programmer response:** Notify the database administrator.

**Database Administrator Response:** Use the reason codes to diagnose the problem. Correct the problem if possible. If you are unable to correct the problem, see Chapter 30, "Problem Determination," on page 1135.

**Programmer response:** Notify the database administrator.

**Database Administrator Response:** Use the reason code, RA=*nn*, to diagnose the problem. Correct the problem if possible. These reason codes are documented in *OS/VS2 Catalog Management Logic*. If you are unable to correct the problem, see Chapter 30, "Problem Determination," on page 1135.

**Programmer response:** Notify the system programmer.

**Problem determination:** See Chapter 30, "Problem Determination," on page 1135, Table I, items 13, 34, and 29.

**Problem determination:** See Chapter 30, "Problem Determination," on page 1135, Table I, items 13, 34, and 29.

**Problem determination:** See Chapter 30, "Problem Determination," on page 1135, Table I, items 13, 34, and 29.

**Problem determination:** See Chapter 30, "Problem Determination," on page 1135, Table I, items 13, 34, 17, and 29; Table III, items 23, 5, and 14.

**Problem determination:** See Chapter 30, "Problem Determination," on page 1135, Table I, items 8, 13, and 29; Table III, items 14 and 23.

**Problem determination:** See Chapter 30, "Problem Determination," on page 1135, Table I, items 13, 34, and 29.

**Problem determination:** See Chapter 30, "Problem Determination," on page 1135, Table I, items 13, 34, and 29.

**Problem determination:** See Chapter 30, "Problem Determination," on page 1135, Table I, items 13, 34, and 29.

**Problem determination:** See Chapter 30, "Problem Determination," on page 1135, Table I, items 13, 14, and 29.

**Module:**

<b>Containing</b> IATIIMS	<b>Detecting</b> IATLVLC	<b>Issuing</b> IATIIP0X
------------------------------	-----------------------------	----------------------------

#### REQUEST ABORTED

**Module:**

<b>Containing</b> IATIIMS	<b>Detecting</b> IATLVLC	<b>Issuing</b> IATIIP0X
------------------------------	-----------------------------	----------------------------

#### I/O ERROR SEARCHING CATALOG

**Module:**

<b>Containing</b> IATIIMS	<b>Detecting</b> IATLVLC	<b>Issuing</b> IATIIP0X
------------------------------	-----------------------------	----------------------------

#### NO UNIT TYPE AVAILABLE

**Module:**

<b>Containing</b> IATIIMS	<b>Detecting</b> IATLVLC	<b>Issuing</b> IATIIP0X
------------------------------	-----------------------------	----------------------------

#### ILLEGAL JCL COMBINATION

**Module:**

<b>Containing</b> IATIIMS	<b>Detecting</b> IATIIP0X	<b>Issuing</b> IATIIP0X
------------------------------	------------------------------	----------------------------

#### CATALOG NOT AVAILABLE

**Module:**

<b>Containing</b> IATIIMS	<b>Detecting</b> IATLVLC	<b>Issuing</b> IATIIP0X
------------------------------	-----------------------------	----------------------------

#### HSM CATALOG LOCATE ERROR RA=*nn*

**Module:**

<b>Containing</b> IATIIMS	<b>Detecting</b> IATLVLC	<b>Issuing</b> IATIIP0X
------------------------------	-----------------------------	----------------------------

#### HSM ERROR OCCURRED RA=*nn*

**Module:**

<b>Containing</b> IATIIMS	<b>Detecting</b> IATLVLC	<b>Issuing</b> IATIIP0X
------------------------------	-----------------------------	----------------------------

## IAT4410 • IAT4420

LOCATE RESPONSE NOT FOUND

**Module:**

Containing	Detecting	Issuing
IATIIMS	IATIIP0X	IATIIP0X

**Routing Code:** Note 19

**Descriptor Code:** –

---

### IAT4410

**Explanation:**

▶▶—DDNAME—*ddn*—IS DUPLICATED WITHIN STEP—▶▶

Two or more DD statements with the same *ddn* occurred within the same job step.

**System action:** The job is canceled with print.

**Programmer response:** Change the JCL to eliminate any duplication of ddnames, and resubmit the job.

**Problem determination:** See Table III, items 14a and 23.

**Module:**

Containing	Detecting	Issuing
IATIIMS	IATIIP1	IATIIP1
IATIIMS	IATIIPR	IATIIPR

**Routing Code:** 42,Note 19

**Descriptor Code:** 7

---

### IAT4420

**Explanation:**

▶▶—JOB—*jobname (jobid)*—NO SMS PROCESSORS ARE ELIGIBLE FOR LOCATE—▶▶

The specified job required SMS-managed catalogs but there were no main processors that both were eligible to process the job and had access to the SMS-managed catalogs.

**System action:** The specified job is canceled. JES3 processing continues.

**Operator response:** Notify the system programmer.

**System programmer response:** Correct the problem by performing one of the following tasks:

- Ensure that the job is eligible to run on the processors that have access to all of the required SMS-managed catalogs, or
- Modify the SMS configuration so that the SMS-managed catalogs are available on the processors that are eligible to process the job.

**Module:**

Containing	Detecting	Issuing
IATIIMS	IATIIP0	IATIIP0

**Routing Code:** 2,Note 19

**Descriptor Code:** 7

---

**IAT4421****Explanation:**

▶▶—JOB—*jobname (jobid)*—NO PROCESSORS HAVE ACCESS TO REQUIRED JES3 CATALOGS—▶▶

There are no JES3 mains that are eligible to run the specified job that have access to both the SMS-managed and either the permanently resident or reserved JES3-managed catalogs that the job requires.

**System action:** The specified job is canceled. JES3 continues processing.

**Operator response:** Notify the system programmer.

**System programmer response:** Perform one or more of the following tasks:

- Ensure that the job is eligible to run on the processors that have access to all of the required SMS-managed catalogs and permanently resident or reserved JES3-managed catalogs.
- Modify the SMS configuration so that the SMS-managed catalogs are available on the processors that are eligible to process the job.
- Make the permanently resident or reserved JES3-managed catalogs available on the processors that are eligible to process the job.

**Module:**

Containing	Detecting	Issuing
IATIIMS	IATIIP0	IATIIP0

**Routing Code:** 2,Note 19

**Descriptor Code:** 7

---

**IAT4422****Explanation:**

▶▶—AN ERROR OCCURRED DURING SMS 

CATALOG
VOLREF

 SERVICES PROCESSING—▶▶

An error occurred during SMS Catalog Services or SMS Volref Services processing. The following messages provide the explanation.

**System action:** The job is canceled.

**Operator response:** None. This is an informational message.

**Module:**

Containing	Detecting	Issuing
IATIIMS	IATIIP0	IATIIP0
IATIIMS	IATIIP0X	IATIIP0X

**Routing Code:** Note 19

**Descriptor Code:** 7

---

**IAT4423****Explanation:**

▶▶—SMS RETURN CODE =—*hexrc (decrc)*—SMS REASON CODE =—*hexrc (decrc)*—▶▶

This message is issued after message IAT4422 or IAT4426. It contains the return code and reason code for SMS

## IAT4424 • IAT4425

Catalog Services, SMS Volref Services or the SMS Affinity SSI processor. The message text provides both the hexadecimal and decimal values of the return codes and reason codes. The *z/OS DFSMSdfp Diagnosis* document, under the System Interface section, explains the return and reason codes for macro IEFSSSA.

**System action:** The job is canceled.

**Operator response:** None. This is an informational message.

**Programmer response:** Use *z/OS DFSMS Macro Instructions for Data Sets* to determine the cause of failure and resubmit the job.

### Module:

Containing	Detecting	Issuing
IATIIP0	IATIIP0	IATIIP0
IATIIP0X	IATIIP0X	IATIIP0X

**Routing Code:** Note 19

**Descriptor Code:** 7

---

### IAT4424

#### Explanation:

▶▶—FAILING SERVICE RETURN CODE =—*hexrc (decrc)*,—REASON CODE =—*hexrc (decrc)*—▶▶

This message is issued after message IAT4422. It contains the failing service return code and reason code from the service that was called by SMS catalog Services or SMS volref Services. The message text provides both the hexadecimal and decimal representation of the return code and reason code. *z/OS DFSMSdfp Diagnosis*, under the Storage Management Subsystem Return and Reason Codes section, explains the return codes and reason codes for macro IEFSSSA.

**System action:** The job is canceled.

**Operator response:** None. This is an informational message.

**Programmer response:** Use *z/OS DFSMS Macro Instructions for Data Sets* to determine the cause of failure and resubmit the job.

### Module:

Containing	Detecting	Issuing
IATIIP0X	IATIIP0X	IATIIP0X

**Routing Code:** Note 19

**Descriptor Code:** 7

---

### IAT4425

#### Explanation:

▶▶—JES3 SPOOL ACCESS FACILITY—RETURN CODE =—*hexrc (decrc)*—▶▶

This message is issued after message IAT4422. It contains the JES3 spool access facility return code if an error occurred during JES3 Spool Access Facility processing. Both the hexadecimal and decimal values of the return code and reason code for macro IEFSSSA are explained in *z/OS DFSMSdfp Diagnosis*, under the Storage Management Subsystem Return and Reason Codes section.

**System action:** The job is canceled.

**Operator response:** None. This is an informational message.

**Programmer response:** Use *MVS/DFP Macro Instructions for VSAM Data Sets* to determine the cause of failure and resubmit the job.

**Module:**

Containing	Detecting	Issuing
IATIIP0	IATIIP0	IATIIP0
IATIIP0X	IATIIP0X	IATIIP0X

**Routing Code:** Note 19

**Descriptor Code:** 7

**IAT4426**

**Explanation:**

▶▶—AN ERROR OCCURRED DURING SMS —UNIT AFINITY SSI PROCESSING — FOR— *procstep stepname ddname* —▶▶

The SMS Unit Affinity SSI gave an error return for the specified request. This message is followed by IAT4423 which contain the return and reason codes.

**System action:** The job is canceled.

**Operator response:** None. This is an informational message.

**Module:**

Containing	Detecting	Issuing
IATIIP0	IATIIP0	IATIIP0
IATIIMS	IATIIP0X	IATIIP0X

**Routing Code:** Note 19

**Descriptor Code:** 7

**IAT4440**

**Explanation:**

▶▶—JOB—*jobname (jobid)*—FAILED DUE TO LOCATE SUBTASK ABEND—▶▶

The locate subtask, IATLVLC, has abended while processing the specified job.

**System action:** The specified job is canceled along with the locate subtask. JES3 continues processing.

**Operator response:** Notify the system programmer.

**System programmer response:** Examine the system dump that was taken to determine why the locate subtask abended.

**Module:**

Containing	Detecting	Issuing
IATIIMS	IATLVIN	IATIIP0

**Routing Code:** 2,Note 19

**Descriptor Code:** 7

## IAT4450 • IAT4452

---

### IAT4450

#### Explanation:

▶▶—CI DRIVER UNRECOVERABLE ERROR,—

INVALID CI FSS TABLE
INVALID FSS TABLE
INVALID INTERPRETER DATA AREA
INVALID PROCLIB TABLE
INVALID RESQUEUE CHAIN
INVALID STAGING AREA

▶▶

The CI Driver JESTAE Retry routine (IATIICJ) has found an error in a major control block or control block chain.

**System action:** The CI Driver FCT goes into a permanent AWAIT. No more work will be sent to any of the active CI FSS's. All work being returned from the CI FSS's will also wait.

**Operator response:** Notify the system programmer, hot start the system.

**Programmer response:** Check the dump (if provided) that caused the CI Driver to abend.

#### Module:

Containing	Detecting	Issuing
IATIIDA	IATIICJ	IATIICJ

**Routing Code:** 42

**Descriptor Code:** 7

---

### IAT4451

#### Explanation:

▶▶—INVALID COMMAND IGNORED,—TEXT=—*tttt*—▶▶

The operator entered an incorrect command=*tttt* for the CI or the locate driver.

**System action:** JES3 ignores the command. Processing continues.

**Operator response:** Correct and reissue the command.

#### Module:

Containing	Detecting	Issuing
IATIIDA	IATIIFS	IATIIFS
IATLVIN	IATLVIN	IATLVIN

**Routing Code:** 42

**Descriptor Code:** 7

---

### IAT4452

#### Explanation:

▶▶—CI FSS—*fssname*— IS READY FOR WORK—▶▶

The functional subsystem (FSS) specified by *fssname* has completed proclib processing and converter/interpreter (C/I) subtask initialization, and is now ready to start the jobs that need C/I processing.

**System action:** The JES3 global will begin to send jobs to the FSS.

**Operator response:** None. This is an informational message.



**Module:**

Containing	Detecting	Issuing
IATIIDA	IATIIFR	IATIIFR

**Routing Code:** 42**Descriptor Code:** 7**IAT4453****Explanation:**

▶▶—FSS—*fssname*— CLEANUP PROCESSING INVOKED—▶▶

A \*FAIL command was issued for the functional subsystem (FSS) specified by *fssname*, but the CANCEL command did not cause the FSS address space to end as expected. The \*FAIL processing has been allowed to proceed without waiting for the CANCEL to be processed.

**System action:** JES3 proceeds with \*FAIL processing for the FSS.

**Operator response:** Optional. The FSS can now be restarted using the \*MODIFY F,FSS=*fssname*,ST=Y command.

**Module:**

Containing	Detecting	Issuing
IATIIIFS	IATIIIFS	IATIIIFS

**Routing Code:** 42**Descriptor Code:** 7**IAT4461****Explanation:**

▶▶—JOB—*jobname (jobid)*—RESTARTED THRU C/I, CONTROL BLOCKS ARE INCOMPATIBLE—▶▶

During postscan processing JES3 determined that the specified job's control blocks are incompatible with the current level of the system.

**System action:** The job is restarted from the beginning of C/I processing to rebuild the control blocks.

**Operator response:** None. This is an informational message.

**Module:**

Containing	Detecting	Issuing
IATIIIMS	IATIIDR	IATIIDR

**Routing Code:** Note 19**Descriptor Code:** 7**IAT4462****Explanation:**

▶▶— CATALOG ALLOCATION ERROR— OCCURRED ON— *main*,—RETURN CODE=— *xxxx*,— REASON CODE=— *xxxx*—▶▶

The locate subtask, IATLVLC, encountered an error while attempting to allocate a catalog specified on a JOBCAT or STEPCAT DD statement, or a catalog that was required dynamically.

## IAT4463 • IAT4465

**System action:** The job is canceled.

**Operator response:** Notify the system programmer.

**System programmer response:** The catalogs required by the job may not be available to the processors where locate processing was performed for the job. Ensure that the job is eligible to run on the processors that have access to the required catalogs.

**Module:**

Containing	Detecting	Issuing
IATIIMS	IATLVLC	IATIIP0

**Routing Code:** Note 19

**Descriptor Code:** 7

---

### IAT4463

**Explanation:**

▶▶—INVALID PARAMETER ON JOBCAT OR— STEPCAT FOR PROCSTEP=procstepname,—STEP=stepname—▶  
  └──NONE──┘  └──NONE──┘  
▶, —DD=ddn—▶▶

One or more of the following errors occurred on a JOBCAT or STEPCAT DD statement:

- A unit type was specified by the UNIT parameter.
- VOL= *ser* was specified.
- VOL= *ref* was specified.

**System action:** The job is canceled with print.

**Operator response:** Notify the system programmer.

**Programmer response:** Remove the UNIT and VOLUME parameters and resubmit the job.

**Module:**

Containing	Detecting	Issuing
IATIIPR	IATIIPR	IATIIPR

**Routing Code:** Note 19

**Descriptor Code:** 7

---

### IAT4465

**Explanation:**

▶▶—DDNAME—ddn—HAS AN INVALID PARAMETER SPECIFIED—▶▶

An incorrect parameter was specified on the jobcat or stepcat DD statement. The request cannot specify:

- Volume or unit information
- A disposition other than KEEP
- Deferred mounts
- Dummy

or be a:

- Subsystem data set
- Generation data group (GDG) single request

- New data set

**System action:** The job is ended.

**Operator response:** None.

**Programmer response:** Correct or remove the invalid parameter on the JOBCAT or STEPCAT DD statement.

**Module:**

Containing	Detecting	Issuing
IATIIMS	IATIICM	IATIICM

**Routing Code:** 42

**Descriptor Code:** 7

#### IAT4466

**Explanation:**

▶▶—INCORRECT GDG RELATIVE NUMBER—*nnnn*—FOR DATA SET—*dsn*—▶▶

The relative generation number *nnnn* specified for a GDG in the data set name parameter on the DD statement contains a syntax error. A GDG request must meet the following requirements:

- The first character of a relative generation number must be a +, -, or 0.
- A relative generation number must be expressed in 1 to 3 numeric characters. Examples are: +002, +101, +1, 000, and -09.
- A relative generation number prefaced with a + or - must be 1 or greater.
- A relative generation number cannot exceed 255.

**Note:** When the data set name and qualifier are unknown, the LOCATE request is canceled. See the JESMSGGLG output for additional information.

**System action:** The job is canceled.

**Operator response:** Notify the system programmer.

**Programmer response:** Correct the relative generation number on the JCL statements and resubmit the job.

**Module:**

Containing	Detecting	Issuing
IATIIMS	IATLVLC	IATIIP0
IATIIMS	IATIIPR	IATIIPR

**Routing Code:** 42

**Descriptor Code:** 7

#### IAT4468

**Explanation:**

▶▶—UNABLE TO CREATE SECURITY ENVIRONMENT—▶▶

JES3 was unable to create the proper security environment because the user is not correctly defined to the security product.

**System action:** JES3 cancels the job.

**Operator response:** Notify the system programmer.

**System programmer response:** Ensure that the user is correctly defined to the security product.

## IAT4469 • IAT4470

### Module:

Containing	Detecting	Issuing
IATIIMS	IATIIST	IATHCC

**Routing Code:** Note 19

**Descriptor Code:** –

---

### IAT4469

#### Explanation:

▶▶—JOB—*jobname (jobid)*— FAILED.—UNABLE TO ALLOCATE USER CATALOGS—▶▶

JES3 (MDS) catalog SETUP was unable to allocate the non-SMS user catalogs or the JOBCAT/STEPDAT data sets required by the job.

**System action:** The specified job is canceled. JES3 continues processing.

**Operator response:** Notify the system programmer.

**System programmer response:** Make the required catalog(s) available on a processor that is eligible to process the job.

### Module:

Containing	Detecting	Issuing
IATIIMS	IATMDAL	IATIPOX

---

### IAT4470

#### Explanation:

▶▶—*ddn*— DISP FIELD INCOMPATIBLE WITH—DSNAME—*dsname*—▶▶

A DD statement requested a generation of a generation data group (GDG) data set, but the requested disposition is not valid. The DD statement defined either:

- A new GDG data set, as indicated by a qualifier of +1 or greater, but the user coded DISP=OLD or SHR
- An old GDG data set, as indicated by a qualifier of 0, -1, or less, but the user coded DISP=NEW

In the message text:

*ddn*

the name of JCL DD statement requesting the GDG data set

*dsname*

the name of the requested GDG data set

**System action:** The job is canceled.

**Operator response:** None.

**System programmer response:** Correct either the relative generation number or the DISP= value on the JCL DD statement such that the two values are compatible, and resubmit the job.

### Module:

Containing	Detecting	Issuing
IATIIMS	IATIIPR	IATIIPR

---

**IAT4505****Explanation:**

▶▶—NO JST ENTRY FOUND FOR— USER OVERRIDE—*xxx*—▶▶

A FETCH or SETUP user override specified on the `//*MAIN` statement does not match the JCL in the job. *xxx* is the information read from the `//*MAIN` statement.

**System action:** The job is canceled with print.

**Operator response:** Change the JCL or the override and resubmit the job.

**Problem determination:** See Table III, items 14, 20, and 22.

**Module:**

Containing	Detecting	Issuing
IATIIMS	IATIIP2	IATIIP2

**Routing Code:** Note 19

**Descriptor Code:** –

---

**IAT4700****Explanation:**

▶▶—JOB FAILED BY USER EXIT—(—IATUX—*nn*—)▶▶

The installation exit specified has passed a job fail return code to the interpreter DSP.

**System action:** The job is canceled with print.

**Operator response:** None. This is an informational message.

**Module:**

Containing	Detecting	Issuing
IATIIMS	IATIICX	IATIICC
IATIIMS	IATIHDR	IATIHDR
IATIIMS	IATIIPN	IATIIPN
IATIIMS	IATIIPR	IATIIPR
IATIIMS	IATIIP0X	IATIIP0X

**Routing Code:** 42, Note 19

**Descriptor Code:** 7

---

**IAT4725****Explanation:**

▶▶—JOB 0 SPINOFF FAILED SECURITY—JOB AUTHORIZATION. NO OUTPUT GENERATED.—▶▶

The spinoff job failed a security authorization check. The spinoff output was not generated.

**System action:** JES3 processing continues.

**Operator response:** None. This is an informational message.

**Module:**

## IAT4726 • IAT4727

**Containing**  
IATOSDR

**Detecting**  
IATOSDR

**Issuing**  
IATOSDR

**Routing Code:** 10

**Descriptor Code:** 7

---

### IAT4726

**Explanation:**

►►—*ordertype*—ORDER REJECTED BY—FSS—*fssname*,—DEVICE—*devname (dev)*—◄◄

The order passed to the Functional Subsystem Application (FSS/FSA) through the Functional Subsystem Interface (FSI) ORDER function has not been processed by the FSS/FSA because of an environmental error. This message is associated with message IAT4726 that contains the *fssname*, the device name and address, and the order type. In the message text:

*ordertype*

Identifies the order which was not processed.

*fssname*

Identifies the functional subsystem.

*devname*

Identifies the device name as defined on the JNAME initialization statement.

*dev*

Identifies the device number. If a device number does not appear in the message, the device is a non-channel attached device (for example: 3820) MVS does not assign device numbers to non-channel attached devices.

**System action:** The Functional Subsystem Application sets a non-zero return code and the “environmental error” indicator in the order response area of the Functional Subsystem Interface (FSI). The order is ignored and processing continues. If the order is the result of an operator's command, the command is not processed.

**Operator response:** Reenter the rejected command where applicable. If another failure results, notify the system programmer.

**System programmer response:** This is probably an error in the FSS/FSA that is trying to use the FSI. Determine why the FSA has rejected the order. This message provides the order type and the return code from the FSA.

**Module:**

**Containing**  
IATOSFD

**Detecting**  
IATOSFI  
IATOSFT  
IATOSMV

**Issuing**  
IATOSFI  
IATOSFT  
IATOSMV

**Routing Code:** Note 19

**Descriptor Code:** –

---

### IAT4727

**Explanation:**

►►—FSA RC=—*nnnnnnn*,—CMD=—*command text*—◄◄

The order passed to the Functional Subsystem Application FSS/FSA, through the Functional Subsystem Interface (FSI) order function has not been processed by the FSS/FSA because of an environmental error. This message is a continuation of message IAT4726.

In the message text:

*nnnnnnnn*

The return code returned from the Functional Subsystem Application.

*command text*

Identifies the operator command that was not processed.

**System action:** The Functional Subsystem Application sets a non-zero return code and the “environmental error” indicator in the order response area of the Functional Subsystem Interface (FSI). The order is ignored and processing continues. If the order is the result of an operator's command, the command is not processed.

**Operator response:** Reenter the rejected command where applicable. If another failure results, notify the system programmer.

**System programmer response:** This is probably an error in the FSS/FSA that is trying to use the FSI. Determine why the FSA has rejected the order. This message provides the order type and the return code from the FSA.

**Module:**

Containing	Detecting	Issuing
IATOSFD	IATOSFI	IATOSFI
	IATOSFT	IATOSFT
	IATOSMV	IATOSMV

**Routing Code:** Note 19

**Descriptor Code:** –

**IAT4729**

**Explanation:**

▶▶—UNEXPECTED END OF DATA PROCESSING —SWB FILE FOR JOB —*jobname (jobid)*, —————→  
 ▶—DATASET MAY BE LOST —————→▶▶

End of data was reached while reading the first record of the Scheduler Work Block (SWB) file.

**Operator response:** Notify the system programmer.

**System programmer response:** Obtain a dump and notify your IBM Systems Center.

**Module:**

Containing	Detecting	Issuing
IATOSDO	IATOSDO	IATOSDO

**Routing Code:** 10

**Descriptor Code:** 7

**IAT4730**

**Explanation:**

▶▶—PREVIOUS FSS—*fssname*—TERMINATING, WTR JOB—(—*jobname (jobid)*—)————→  
 ▶—FOR—*devname (dev)*—WILL RETRY AFTER FSS TERMINATES————→▶▶

This action message is displayed when an output writer DSP trying to start a functional subsystem (FSS) was unsuccessful because the previous use of the FSS is still terminating. When the FSS address space completely ends, the WTR DSP for *devname(dev)* will re-attempt to start the FSS and make the device ready to process work.

**System action:** The system continues processing, but the WTR DSP for *devname(dev)* will wait until the FSS address space that had previously been active ends. When the FSS address space finishes terminating, the action message

## IAT4801

IAT4730 will be dequeued, and the WTR DSP will reinitiate getting the FSS address space started for the new writer.

**Operator response:** There is no operator response necessary if the FSS address space ends completely. However, if the FSS address space does not end within a reasonable time frame, then the following actions may be taken:

1. Issue \*I,FSS=*fssname* for the FSS in question to obtain FSS status, ASID and MAIN, and related devices. The *fssname* may be obtained from message IAT8562 in response to an \*I,D,D=*devname* command. Or use the \*I,F,TYPE=WTR option and locate the device and its FSS in the IAT8701 and IAT8702 message table.  
If the FSS status remains as STOP or FSSD for a long period, then there may be a problem with the termination of the FSS address space.
2. It may be necessary to issue the MVS DUMP command and reply with the ASID= option to get an SVC dump of the FSS address space to assist in determining why it did not finish terminating.
3. Issue \*C,*device* for each FSS writer associated with the FSS.  
If this step is bypassed, then the FSS writers will be varied offline as a result of the FSSCONT DSP handling the \*FAIL command.
4. Issue \*FAIL,FSS=*fssname* to cause the FSSCONT to clean up the FSS table so that the FSS writers and FSS can be started fresh.

**System programmer response:** There is no system programmer response necessary if the FSS address space ends completely. If the FSS address space does not end within a reasonable time frame, follow the steps listed under the operator response section.

If a dump is taken of the FSS address space, see Chapter 30, "Problem Determination," on page 1135.

**Problem determination:** See Chapter 30, "Problem Determination," on page 1135, Table I, items 16 and 29, and Table III, items 4 and 7.

### Module:

Containing	Detecting	Issuing
IATOSFD	IATOSFD	IATOSFD

---

## IAT4801

### Explanation:

▶▶—JOB—*jobname* (*jobid*)—EXPRESS CANCELED BY INTERPRETER DSP—▶▶

The indicated job was failed by the interpreter DSP for one of the following reasons:

- A JCL error was found.
- Input service found a control card error.
- The interpreter subtask DSP found either a JCL logic error in scanning the scheduler control blocks or a logic error in the ddname overrides for FETCH or SETUP.
- Subtask error occurred.

**System action:** The job is canceled with print on return from the interpreter DSP. This message is typically accompanied by another diagnostic message in the job's JESMSGLG data set.

**Operator response:** No response is required. This message signifies only that this job is canceled from the system.

**Programmer response:** This is probably a user error. Check the JESYSMSG messages and JESMSGLG data set for error specifications.

**Problem determination:** See Table III, item 20; Table I, item 3.

### Module:

Containing	Detecting	Issuing
IATIIMS	IATIIDR	IATIIDR

**Routing Code:** 42,Note 19

**Descriptor Code:** 7



---

IAT4802**Explanation:**

▶▶—ATTEMPTED DEBUG OPTIONS ARE—*opt*————▶▶

The interpreter DSP debug facility has been invoked and the options specified are being used.

**System action:** The interpreter DSP will snapshot dump specified control blocks to the DEBUG data set.

**Operator response:** None. This is an informational message.

**Module:**

Containing	Detecting	Issuing
IATIIMS	IATIHDR	IATIHDR

**Routing Code:** Note 19

**Descriptor Code:** –

---

IAT4810**Explanation:**

▶▶—JOB TERMINATED BY JES JSTTEST FACILITY————▶▶

The user requested the JSTTEST facility to examine the job's setup requirements. Having completed processing of the job, the JSTTEST facility ends and the job does not pass to MAIN for execution. This is normal for a job that requests the JSTTEST facility.

**System action:** The job is canceled and printed.

**Operator response:** None. This is an informational message.

**Programmer response:** Examine JESMSGGLG for any JCL syntax errors that the JSTTEST facility may have detected.

**Module:**

Containing	Detecting	Issuing
IATIIMS	IATIHDR	IATIHDR

**Routing Code:** Note 19

**Descriptor Code:** –

---

IAT4811**Explanation:**

▶▶—\*STP/DD PSTP/DEV MT/DV —DISP/STP# TYPE 1ST VOL —BK-REF SCR RING DSN (20BYT) —▶▶

This message comprises the column headings for output of the JSTTEST facility; it is followed by a series of IAT4812 messages describing the JST entries constructed for the user's job. Entries appearing under each head are:

**\*STP/DD**

for a step entry, the field contains the step name, preceded by an asterisk. For a DD entry, the field contains the ddname. If the field contains the characters "JES3CATLG", the DD entry represents a catalog residing on a JES3-managed device that was returned by SMS pre-locate catalog orientation processing.

**PSTP/DEV**

a PROCSTEP name, for a step entry, or a device (for example, 3330-1), for a DD entry. If the field contains the text "N/A", the DD entries are SMS-managed.

## IAT4812 • IAT4830

**MT** YES if volume premount is required; NO if no volume premount is performed for the JST entry.

**DV** YES if a unique device is needed; NO if the required device is allocated earlier in the job.

**DISP/STP#**

for a DD entry, the disposition of the data set and whether the volume use is exclusive; for a step entry, the step number

**TYPE** the general device type, such as TAPE or DISK. If the field contains the text "SMS", the data set is SMS-managed.

**1ST VOL**

the volume serial number of the first volume of the data set. If the field contains the text "N/A", the data set is SMS-managed and JES3 is unaware of the volser.

**BK-REF**

any volume backward reference, or NONE

**SCR** YES if the volume backward reference is to a temporary or scratch data set; otherwise, NO

**RING** YES if a ring is required on the allocated tape volume; NO if a ring is not required

**DSN** the data set name, truncated on the right after 20 bytes

**System action:** The job is canceled with print after the JSTTEST information has been output and the interpreter DSP has completed.

**Operator response:** None. This is an informational message.

**Module:**

**Containing**

IATIJT

**Detecting**

IATIJT

**Issuing**

IATIJT

**Routing Code:** Note 19

**Descriptor Code:** –

---

### IAT4812

**Explanation:**

▶▶—xxx—▶▶

This message provides the JSTTEST detailed information for the header message IAT4811. One IAT4812 message is issued for every JST entry associated with the job. See message IAT4811.

**System action:** The job is canceled with print after the JSTTEST information has been output and the interpreter DSP has completed.

**Operator response:** None. This is an informational message.

**Module:**

**Containing**

IATIJT

**Detecting**

IATIJT

**Issuing**

IATIJT

**Routing Code:** Note 19

**Descriptor Code:** –

---

### IAT4830

**Explanation:**

---

 ▶▶—IATIISB MASTER SUBTASK ABEND—
 

---

The C/I master subtask has abended. Since this task attaches all of the C/I subtasks, the C/I subtasks have also ended. This message appears in the SDUMP taken by the subtask's ESTAE.

**System action:** When a job needs a C/I subtask, IATINAT attaches the master subtask IATIISB again. JES3 processing continues.

**Operator response:** Notify the system programmer.

**Programmer response:** Check the SDUMP taken by the subtask's ESTAE exit for the cause of the failure.

**Module:**

Containing	Detecting	Issuing
IATIISB	IATIISB	IATIISB

**Routing Code:** Note 19

**Descriptor Code:** –

---

 IAT4831
 

---

**Explanation:**

---

 ▶▶—IATIISB SUBTASK ABEND—
 

---

A C/I subtask has ended. This message appears in the SDUMP taken by the subtask's ESTAE.

**System action:** JES3 re-initializes the subtask-related control blocks and attempts to attach the subtask again. If the attempt fails, the subtask counts are reduced.

**Operator response:** Notify the system programmer.

**Programmer response:** Check the SDUMP taken by the subtask's ESTAE exit for the cause of the failure.

**Problem determination:** See Table I, items 13 and 16; Table III, item 20.

**Module:**

Containing	Detecting	Issuing
IATIIST	IATIIST	IATIIST

**Routing Code:** Note 19

**Descriptor Code:** –

---

 IAT4835
 

---

**Explanation:**

---

 ▶▶—NO LOCATE SUBTASKS ARE ACTIVE—
 

---

All of the locate subtasks have abended.

**System action:** No jobs requiring locate processing will run. The locate FCT attempts to attach additional locate subtasks. JES3 continues processing.

**Operator response:** To get jobs requiring locate processing to run as soon as possible, hotstart JES3. If you do not hotstart JES3, the locate FCT will attempt to attach additional locate subtasks. Message IAT4841 is issued for each locate subtask that has been successfully attached.

**System programmer response:** Check the SDUMP taken by the subtask's ESTAE exit for the cause of the failure.

**Module:**

## IAT4840 • IAT4842

**Containing**  
IATLVAT

**Detecting**  
IATLVAT

**Issuing**  
IATLVAT

**Routing Code:** 42

**Descriptor Code:** 7

---

**IAT4840**

**Explanation:**

▶▶—LOCATE SUBTASK ATTACH FAILURE—▶▶

This message is issued for any of the following reasons:

- The attach of a locate subtask did not successfully complete
- The locate master task abended while attaching a locate subtask
- A locate subtask abended before it completed its initialization.

**System action:** JES3 will perform any necessary cleanup, but will not attempt to reinstate the subtask.

**Operator response:** Notify the system programmer.

**System programmer response:** Check the SDUMP taken by the subtask's ESTAE exit for the cause of the failure.

**Module:**

**Containing**  
IATLVAT

**Detecting**  
IATLVAT

**Issuing**  
IATLVAT

**Routing Code:** 42

**Descriptor Code:** 7

---

**IAT4841**

**Explanation:**

▶▶—LOCATE SUBTASK INITIALIZATION COMPLETE—▶▶

A locate subtask has successfully initialized.

**System action:** JES3 processing continues.

**Operator response:** None. This is an informational message.

**Module:**

**Containing**  
IATLVAT

**Detecting**  
IATLVAT

**Issuing**  
IATLVAT

**Routing Code:** Note 13

**Descriptor Code:** 7

---

**IAT4842**

**Explanation:**

▶▶—LOCATE SUBTASK TERMINATION COMPLETE—▶▶

A locate subtask has ended normally.

**System action:** JES3 processing continues.

**Operator response:** None. This is an informational message.

**Module:**

Containing	Detecting	Issuing
IATLVAT	IATLVAT	IATLVAT

**Routing Code:** Note 13

**Descriptor Code:** 7

**IAT4843**

**Explanation:**

▶▶—LOCATE SUBTASK ABEND—▶▶

A locate subtask has abended.

**System action:** JES3 will cleanup and attempt to reinstate a new locate subtask. JES3 will cancel the job being processed at the time of the abend. JES3 continues processing.

**Operator response:** Notify the system programmer.

**System programmer response:** Check the SDUMP taken by the subtask's ESTAE exit for the cause of the failure.

**Module:**

Containing	Detecting	Issuing
IATLVLC	IATLVLC	IATLVLC

**Routing Code:** 2

**Descriptor Code:** 4

**IAT4844**

**Explanation:**

▶▶—LOCATE MASTER TASK ABEND—▶▶

The locate master task has abended. Since this task attaches all of the locate subtasks, the locate subtasks have also ended. This message also appears in the SDUMP taken by the subtask's ESTAE.

**System action:** When a job needs a locate subtask, IATLVAT attaches the locate master task IATLVMT again. JES3 continues processing.

**Operator response:** Notify the system programmer.

**System programmer response:** Check the SDUMP taken by the locate master task's ESTAE exit for the cause of the failure.

**Module:**

Containing	Detecting	Issuing
IATLVMT	IATLVMT	IATLVMT

**Routing Code:** 2

**Descriptor Code:** 4

## IAT4845 • IAT4851

---

### IAT4845

#### Explanation:

▶▶—LOCATE MASTER TASK ATTACH FAILURE,—RC=—xx————▶▶

This message is issued for any of the following reasons:

- The locate master task did not successfully complete attach processing. The return code from the attach processing is displayed in the message text.
- The locate master task abended before it completed initialization.
- The locate master task abended repeatedly during attach processing.

**System action:** Locate processing is disabled. JES3 will not process any jobs that require locate processing. JES3 continues processing.

**Operator response:** To get jobs that require locate processing to run as soon as possible, hotstart JES3.

**System programmer response:** If an abend occurred, check the SDUMP taken by the locate master task's ESTAE exit for the cause of the failure.

#### Module:

Containing	Detecting	Issuing
IATLVAT	IATLVAT	IATLVAT

**Routing Code:** 42,Note 19

**Descriptor Code:** 7

---

### IAT4850

#### Explanation:

▶▶—JOB—(*jobid*)—NOT FOUND————▶▶

This message is issued when a \*CANCEL,LOCATE,J=*jobno* command is issued and that job does not exist in locate.

**System action:** JES3 ignores the command and continues processing.

**Operator response:** Verify the job number and resubmit the cancel request.

#### Module:

Containing	Detecting	Issuing
IATLVIN	IATLVIN	IATLVIN

**Routing Code:** Note 18

**Descriptor Code:** 7

---

### IAT4851

#### Explanation:

▶▶—LOCATE CHECKPOINT DATA LOST————▶▶

This message is issued when the locate checkpoint area (LCP) checkpoint data set had an unrecoverable I/O error. Message IAT4123 is issued.

**System action:** JES3 will not schedule any more locate requests to local processors.

**Operator response:** Notify the system programmer.

**System programmer response:** If there are jobs currently in locate processing on any of the local processors, restart

JES3 on those processors. A spool integrity problem may exist if there are jobs active in locate processing on any of the local processors.

**Module:**

**Containing**  
IATLVIN

**Detecting**  
IATLVIN

**Issuing**  
IATLVIN

**Routing Code:** 10

**Descriptor Code:** 7

**IAT4852****Explanation:**

▶▶—LOCATE SCHEDULING TERMINATED FOR—MAIN—*main*————▶▶

While attempting to schedule locates to the specified processor, the locate FCT encountered an unrecoverable error.

**System action:** JES3 issues a DM111 abend. JES3 will not schedule locates to the specified processor. JES3 will reschedule any jobs that require locate processing on the specified processor.

**Operator response:** Notify the system programmer. When the problem is corrected, hotstart JES3 to enable locate processing.

**System programmer response:** Examine the dump that was taken to determine what caused the error. See *z/OS JES3 Diagnosis* for more information about DM111.

**Module:**

**Containing**  
IATLVIN

**Detecting**  
IATLVIN

**Issuing**  
IATLVIN

**Routing Code:** 10

**Descriptor Code:** 7

**IAT4853****Explanation:**

▶▶—LOCATE PROCESSING TERMINATED————▶▶

The locate FCT has encountered an unrecoverable error.

**System action:** Locate processing on the current processor is disabled.

**Operator response:** Notify the system programmer. When the problem is corrected, hotstart JES3 to enable locate processing.

**System programmer response:** Examine the dump that was taken to determine what caused the error.

**Module:**

**Containing**  
IATLVIN

**Detecting**  
IATLVIN

**Issuing**  
IATLVIN

**Routing Code:** 10

**Descriptor Code:** 7

## IAT4854 • IAT4881

---

### IAT4854

#### Explanation:

▶▶—LOCATE ATTACH PROCESSING DISABLED—▶▶

The locate FCT has encountered an unrecoverable error when attempting to attach a new locate subtask.

**System action:** No more locate subtasks will be attached on the current processor. JES3 processing continues.

**Operator response:** Notify the system programmer.

**System programmer response:** Examine the dump that was taken to determine what caused the error. Hotstart JES3 to attach additional locate subtasks.

#### Module:

Containing	Detecting	Issuing
IATLVIN	IATLVIN	IATLVIN

**Routing Code:** 10

**Descriptor Code:** 7

---

### IAT4880

#### Explanation:

▶▶—ERROR WHILE ATTEMPTING OPEN FOR—DDNAME=IATPLB—*nn*,—R15=—*rc*—  
└—FSS=—*fssname*,—ASID=—*asid*—▶▶

A C/I subtask has attempted to open a procedure library data set. If the error occurred in a functional subsystem (FSS), the FSS name *fssname* and address space identifier *asid* are specified. Absence of the FSS text indicates the error occurred in JES3.

**System action:** The system issues message IAT4884 and disables the procedure library data set. If the error occurred in an FSS address space, the FSS ends.

**Operator response:** Notify the system programmer.

**System programmer response:** Using the return code and z/OS DFSMS Macro Instructions for Data Sets determine the nature of the problem and rerun a job to reestablish the procedure library (/\*MAIN UPDATE=*nn*).

#### Module:

Containing	Detecting	Issuing
IATIIMS	IATIIST	IATIICC
IATIIEN	IATIIEN	IATIIEN
IATIIPW	IATIIFP	IATIIFP

**Routing Code:** 42,Note 19

**Descriptor Code:** 7

---

### IAT4881

#### Explanation:

▶▶—PROCLIB BLOCKSIZE NOT DIVISIBLE BY 80.—DDNAME=IATPLB—*nn*—  
└—FSS=—*fssname*,—ASID=—*asid*—▶▶

The specified procedure library data set was created with an incorrect block size. The block size must be divisible by 80. If the error occurred in a functional subsystem (FSS), the functional subsystem name *fssname* and address space



ID *asid* appear in the message. The absence of the FSS text in the message indicates the error occurred in JES3.

**System action:** If the error occurred in the JES3 address space, message IAT4884 is issued and the procedure library data set is disabled. If the error occurred in an FSS address space, the FSS ends.

**Programmer response:** Use the JES3 procedure library update facility to delete and recreate the procedure library. Specify a block size (DCB=(BLKSIZE=)) that is divisible by 80. See *z/OS MVS JCL Reference* for details on the DCB= parameter.

**Module:**

Containing	Detecting	Issuing
IATIIEN	IATIIEN	IATIIEN
IATIIPW	IATIIFP	IATIIFP

**Routing Code:** 42

**Descriptor Code:** 7

**IAT4882**

**Explanation:**

►►—NO PROCLIB ENABLED FOR JOB—*jobname (jobid)*—►►

A restart has occurred, and either a procedure library or procedure library data set that a previous job was updating is no longer defined.

**System action:** Processing continues.

**Operator response:** None. This is an informational message.

**Module:**

Containing	Detecting	Issuing
IATIIEN	IATIIEN	IATIIEN

**Routing Code:** 42

**Descriptor Code:** 7

**IAT4883**

**Explanation:**

►►—DYNAMIC—  
 ┌—ALLOCATION—┐  
 ┌—UNALLOCATION—┐  
 └—CONCATENATION—┘  
 ERROR DDNAME=IATPLB—*nn*—  
 ┌,DSNAME=—*dsn*—┐  
 └──────────────────┘  
 ►►

An error has occurred in the dynamic allocation, unallocation, or concatenation of a procedure library data set. If the data set name *dsn* is indicated in the message, the data set cannot be allocated. This message is issued in conjunction with message IAT4886.

**System action:** If the error occurred in the JES3 address space, message IAT4884 is issued and the procedure library is disabled. If the error occurred in an FSS address space, the FSS ends.

**Programmer response:** See *z/OS JES3 Initialization and Tuning Guide* to determine the cause of failure and how to correct it.

**Module:**

Containing	Detecting	Issuing
IATIIEN	IATIIEN	IATIIEN
IATIIPW	IATIIFP	IATIIFP

## IAT4884 • IAT4886

**Containing**  
IATIIUN

**Detecting**  
IATIIUN

**Issuing**  
IATIIUN

**Routing Code:** 42

**Descriptor Code:** 7

---

### IAT4884

**Explanation:**

▶▶—PROCLIB HAS BEEN DISABLED FOR—DDNAME=IATPLB—*nn*—\*\*ERROR\*\*—▶▶

An error has occurred in the allocation processing of a procedure library data set in the JES3 address space; no further use of the procedure library is allowed until reallocation is complete. This message is issued in conjunction with messages IAT4880, IAT4881, or IAT4883.

**System action:** No jobs using `//*MAIN PROC=nn` will be allowed to run.

**Programmer response:** Determine the problem with the procedure library data set and submit a job to correct it with a `//*MAIN UPDATE=dsn` statement.

**Module:**

**Containing**  
IATIIEN

**Detecting**  
IATIIEN

**Issuing**  
IATIIEN

**Routing Code:** 42

**Descriptor Code:** 7

---

### IAT4885

**Explanation:**

▶▶—PROCLIB HAS BEEN ENABLED FOR—DDNAME=IATPLB—*nn*—▶▶

Procedure library processing has completed for the named procedure library, and jobs with `//*MAIN PROC=nn` statements are now allowed to process.

**System action:** Processing continues; this message is for information only.

**Operator response:** None. This is an informational message.

**Module:**

**Containing**  
IATIIEN

**Detecting**  
IATIIEN

**Issuing**  
IATIIEN

**Routing Code:** 42

**Descriptor Code:** 7

---

### IAT4886

**Explanation:**

▶▶—R15=—*rc*—ERROR=—*xxx*—INFO=—*yyy*—FSS—*fssname*,—ASID—*asid*—▶▶

An error has occurred in the dynamic allocation, unallocation, or concatenation of a procedure library. This message is issued in conjunction with message IAT4883. If the error occurred in a functional subsystem, the functional

subsystem name *fsname* and address space ID *asid* appear in the message. The absence of the FSS text in the message indicates the error occurred in JES3. The return code *rc* is issued from dynamic allocation and the error code *xxx* and information *yyy* are taken from the SVC99 request block.

**System action:** If the error occurred in the JES3 address space, message IAT4884 is issued and the procedure library is disabled. If the error occurred in an FSS address space, the FSS ends.

**Operator response:** Notify your system programmer.

**Programmer response:** See *z/OS JES3 Initialization and Tuning Guide* to determine the cause of the failure and how to correct it.

**Module:**

Containing	Detecting	Issuing
IATIIEN	IATIIEN	IATIIEN
IATIIPW	IATIIFP	IATIIFP
IATIIUN	IATIIUN	IATIIUN

**Routing Code:** 42

**Descriptor Code:** 7

**IAT4890**

**Explanation:**

►►—PROCLIB IATPLBnn—HAS BEEN—DISABLED FOR UPDATE BY JOB—*jobname (jobid)*—►►

A procedure library has been disabled (in the JES3 address space) so that a job can update one of the data sets in the procedure library.

**System action:** No jobs using the procedure library data set IATPLBnn will be allowed to run until the update job has completed.

**Operator response:** You can determine the job that is currently updating the procedure library by issuing the \*I PROCLIB,ID=*procid* command. The job can then be canceled if the update to the procedure library is causing poor performance on your system.

**Module:**

Containing	Detecting	Issuing
IATIIDS	IATIIDS	IATIIDS

**Routing Code:** 1

**Descriptor Code:** 3,7

**IAT4899**

**Explanation:**

►►—MSG ERROR—►►

The error message that the DSP tried to insert in macro IATXIWT has a length of zero or is too long.

**System action:** If the length is too long, the text is printed following this message. If the length is zero, the text will not be printed.

**Operator response:** Notify the system programmer.

**System programmer response:** Correct the DSP issuing the message or contact IBM if this is an IBM-defined message.

**Module:**

## IAT4901 • IAT4903

**Containing**  
IATIIMS

**Detecting**  
IATIIMS

**Issuing**  
IATIIMS

**Routing Code:** Note 19

**Descriptor Code:** –

---

### IAT4901

**Explanation:**

▶▶—JOB FAILED BY INSTALLATION EXIT—(IATUX26)—▶▶

The installation exit returned to IATIII with a nonzero return code in register 15.

**System action:** The job fails with a JCL error condition.

**Operator response:** Notify the system programmer.

**Programmer response:** Verify the job's JCL.

**Module:**

**Containing**  
IATIII

**Detecting**  
IATIII

**Issuing**  
IATIII

**Routing Code:** Note 19

**Descriptor Code:** –

---

### IAT4902

**Explanation:**

▶▶—INVALID—  
┌ SCHEDULER CONTROL BLOCK ENCOUNTERED  
└ SWA ADDRESS ENCOUNTERED—▶▶

During control block mapping of the SWA control blocks for job initiation, an undefined control block or SWA address of a control block was encountered.

**System action:** The job ends with an 8FB completion code.

**Operator response:** Notify the system programmer.

**Programmer response:** See *z/OS MVS System Codes* for an explanation of the completion code.

**Module:**

**Containing**  
IATIII

**Detecting**  
IATIII

**Issuing**  
IATIII

**Routing Code:** Note 19

**Descriptor Code:** –

---

### IAT4903

**Explanation:**

▶▶—I/O ERROR ON—  
┌ JCBLOCK—  
└ JESYSMSG DATA SET - JOB FAILED—▶▶

An I/O error occurred while attempting to write to the JESYSMSG data set or while attempting to retrieve SWA information from the JCBLOCK data set.

**System action:** The job ends with an 8FB completion code.

**Operator response:** Notify the system programmer.

**Programmer response:** See *z/OS MVS System Codes* for an explanation of the completion code. Ensure that the appropriate data sets have completed and run the job again.

**Module:**

**Containing**  
IATIII

**Detecting**  
IATIII

**Issuing**  
IATIII

**Routing Code:** Note 19

**Descriptor Code:** –



---

## Chapter 10. Main Device Scheduler Messages

---

IAT5001

**Explanation:**

▶▶—MDS SUBTASK ABEND—◀◀

This message is issued when a main device scheduler (MDS) subtask has abended.

**System action:** JES3 will cleanup and reinstate a new MDS subtask, if possible. The job being processed at the time of the error is put on the MDS error queue, unless installation exit IATUX61 indicates that the job is to be canceled.

**Operator response:** Notify the system programmer.

**System programmer response:** Check the SDUMP taken by the subtask's ESTAE exit for the cause of the failure.

**Module:**

Containing	Detecting	Issuing
IATMDST	IATMDST	IATMDST

**Routing Code:** 2

**Descriptor Code:** 4

---

IAT5002

**Explanation:**

▶▶—MDS SUBTASK FAILED INITIALIZATION—◀◀

A main device scheduler (MDS) subtask did not initialize.

**System action:** JES3 will perform any necessary cleanup, but will not attempt to reinstate the subtask.

**Operator response:** Notify the system programmer.

**System programmer response:** Check the SDUMP taken by the subtask's ESTAE exit for the cause of the failure.

**Module:**

Containing	Detecting	Issuing
IATMDAT	IATMDAT	IATMDAT

**Routing Code:** 2,42

**Descriptor Code:** 7

---

IAT5003

**Explanation:**

▶▶—MDS SUBTASK INITIALIZATION COMPLETE—◀◀

A main device scheduler (MDS) subtask has successfully initialized.

**System action:** JES3 continues processing.

**Operator response:** None. This is an informational message.

**Module:**

## IAT5004 • IAT5006

**Containing**  
IATMDAT

**Detecting**  
IATMDAT

**Issuing**  
IATMDAT

**Routing Code:** Note 13

**Descriptor Code:** 7

---

### IAT5004

**Explanation:**

▶▶—MDS SUBTASK TERMINATION COMPLETE—▶▶

A main device scheduler (MDS) subtask has ended normally.

**System action:** JES3 processing continues.

**Operator response:** None. This is an informational message.

**Module:**

**Containing**  
IATMDAT

**Detecting**  
IATMDAT

**Issuing**  
IATMDAT

**Routing Code:** Note 13

**Descriptor Code:** 7

---

### IAT5005

**Explanation:**

▶▶—MDS MASTER TASK ABEND—▶▶

The main device scheduler (MDS) master task has experienced abends repeatedly during attach processing.

**System action:** JES3 fails the MDSSRS DSP. Jobs requiring SMS resources will not continue through MDS. JES3 continues processing.

**Operator response:** To get jobs requiring SMS to run, hotstart JES3.

**System programmer response:** Check the SDUMP taken by the MDS master task's ESTAE exit for the cause of the failure.

**Module:**

**Containing**  
IATMDMT

**Detecting**  
IATMDMT

**Issuing**  
IATMDMT

**Routing Code:** 2

**Descriptor Code:** 4

---

### IAT5006

**Explanation:**

▶▶—MDS MASTER TASK ATTACH—FAILURE, RC=—rc—▶▶

This message is issued for any of the following reasons:

- The attach of the main device scheduler (MDS) master task did not successfully complete. The return code from the attach is displayed in the message text.



- The main device scheduler (MDS) master task abended before it completed initialization.
- The main device scheduler (MDS) master task abended repeatedly while trying to attach an MDS subtask.

**System action:** The MDSSRS DSP is failed with dump code DM420.

**Operator response:** To get jobs requiring SMS resources to run, hotstart JES3.

**System programmer response:** Examine registers 2 and 3.

- an error code of 1 if the attach of the MDS master task did not successfully complete or if the MDS master task abended before it completed initialization.
- an error code of 3 if the MDS master task abends repeatedly.

Register 3 will contain

- error is correctable
- job should be canceled or be allowed to remain on the ERROR queue

If the error is not correctable, cancel the job. If the error is correctable, the job can be run by correcting the error and restarting the job. If a warm or hot start is needed to correct the error, leave the job on the ERROR queue. When a warm or hot start is performed, JES3 tries to restart all jobs on the error queue.

**Programmer response:** Use a // \*MAIN or JOB statement to place the job in a job class that does not have a setup depth of zero. Additionally, the system programmer may need to change the SDEPTH parameter on the CLASS statement.

**Module:**

**Containing**  
IATMDDA

**Detecting**  
IATMDAL

**Issuing**  
IATMDSB

**Routing Code:** Note 17

**Descriptor Code:** 7

IAT5007

**Explanation:**

▶▶—MDS MDS SUBTASKS ARE ACTIVE—▶▶

All of the main device scheduler (MDS) subtasks have abended. Message IAT5002 is issued for each MDS subtask that failed to initialize.

**System action:** JES3 will not process any jobs requiring SMS resources. The MDSSRS DSP will try to attach additional MDS subtasks. JES3 will continue processing.

**Operator response:** To get jobs requiring SMS resources to run as soon as possible, hotstart JES3. If no action is taken, JES3 will try to attach additional MDS subtasks.

**System programmer response:** Check any SDUMPs taken by the MDS subtasks' ESTAE exits to determine why the failure occurred.

**Module:**

**Containing**  
IATMDAT

**Detecting**  
IATMDAT

**Issuing**  
IATMDAT

**Routing Code:** 2,42

**Descriptor Code:** 7

## IAT5010 • IAT5012

---

### IAT5010

#### Explanation:

▶▶—SYSTEM MANAGED RESOURCE—STATUS HAS CHANGED—▶▶

This message, issued before message IAT5011, indicates the reason that the job identified in message IAT5011 was restarted. The status of system-managed resources, those resources managed by SMS, has changed between the time the job started resource allocation and the time the job completed MDS verify processing.

**System action:** The job is sent to MDS (main device scheduler) breakdown processing, where resources already allocated to the job are deallocated. The job is then restarted from the beginning of MDS system select processing or MDS allocation processing, depending on where the SMS-managed resources and the MDS-managed resources are currently available.

**Operator response:** In order for the job to continue through setup processing, all resources must be made available to the job.

#### Module:

Containing	Detecting	Issuing
IATMDSRD	IATMDSR	IATMDSR

**Routing Code:** 97

**Descriptor Code:** 7

---

### IAT5011

#### Explanation:

▶▶—JOB—*jobname (jobid)*—RESTARTED THROUGH—

C/I
SETUP

—▶▶

This message is issued when JES3 determines that the specified job cannot continue on its normal flow through JES3 processing. The job must be restarted through an earlier function.

**System action:** The job is restarted through the function specified in the message text. The previous message indicates the reason this action is taken.

**Operator response:** None. See the operator response in message IAT5012.

#### Module:

Containing	Detecting	Issuing
IATMDFE	IATMDFE	IATMDFE
IATMDRS	IATMDRS	IATMDRS

**Routing Code:** 97

**Descriptor Code:** 7

---

### IAT5012

#### Explanation:

▶▶—RESOURCE REQUIREMENTS NOT CONSISTENT—WITH CURRENT CONFIGURATION—▶▶

This message, issued before message IAT5011, indicates the reason why the job identified in message IAT5011 was restarted through JES3 C/I or Setup processing. The resource requirements that were written to spool during JES3 C/I or Setup processing are not the same as the current SMS configuration. Your storage administrator may have activated a new SMS configuration.

**System action:** All resources allocated to the job are deallocated and the job is restarted from the beginning of JES3 C/I or Setup processing. This message is followed by message IAT5011. JES3 continues processing.

**Operator response:** Notify the system programmer.

**Storage Administrator Response:** Do not change the SMS configuration while jobs are in MDS allocation processing and MDS verification processing, since it may result in the jobs being restarted.

**Module:**

Containing	Detecting	Issuing
IATMDSRD	IATMDSR	IATMDSR

**Routing Code:** 97

**Descriptor Code:** 7

### IAT5013

**Explanation:**

▶▶—CONTROL BLOCKS ARE INCOMPATIBLE—▶▶

This message, issued before message IAT5011, indicates the reason why the job identified in message IAT5011 was restarted through JES3 C/I or Setup processing.

**System action:** The job is restarted from the beginning of JES3 C/I or Setup processing. Message IAT5011 follows this message. JES3 processing continues.

**Operator response:** None. This is an informational message.

**Module:**

Containing	Detecting	Issuing
IATMDFE	IATMDFE	IATMDFE
IATMDRS	IATMDRS	IATMDRS

**Routing Code:** 97

**Descriptor Code:** 7

### IAT5014

**Explanation:**

▶▶—JOB—*jobname (jobid)*—NO PROCESSORS—HAVE ACCESS TO BOTH MDS AND SMS RESOURCES.—▶▶

There is no processor that can access both the SMS resources and the JES3 managed resources required by the job.

**System action:** The job is put on the MDS error queue or cancel depending on IATUX61's decision.

**Operator response:** None. This is an informational message.

**System programmer response:** If possible, change the JES3 configuration or SMS configuration so that all of the required resources are available on at least one processor.

**Programmer response:** If possible, change the JCL to specify a different job class or change the `//*MAIN` statement so that the job is eligible for those processors that have access to all of the resources required by the job.

**Module:**

Containing	Detecting	Issuing
IATMDSRD	IATMDST	IATMDSR

**Routing Code:** Note 17,Note 19

## IAT5015 • IAT5017

Descriptor Code: 7

---

### IAT5015

**Explanation:**

▶▶—JOB—*jjjj* (*jobid*)—REFERENCES A VOLUME—NOT FOUND IN ACTIVE SMS CONFIGURATION—▶▶

The job contained an SMS request to a volume that JES3 could not find in the active SMS configuration.

**System action:** JES3 puts the job on the MDS error queue or cancels it, depending on a decision in IATUX61.

**Operator response:** None. This is an informational message.

**System programmer response:** If appropriate, add the requested volume to the active SMS configuration.

**Programmer response:** Check the job to determine which volumes it requests. Message IGD306I (which should precede this message) and its associated LOGREC entry to determine which volume was not found. Then, either correct the reference to the volume in the job's JCL, or if correct, contact the system programmer.

**Module:**

Containing	Detecting	Issuing
IATMDSRD	IATMDST	IATMDSR

Routing Code: 97

Descriptor Code: 7

---

### IAT5016

**Explanation:**

▶▶—MDSSRS DRIVER UNRECOVERABLE ERROR - INVALID—▶▶

MDS CONTROL TABLE (MCT) CHAIN
RESQUEUE CHAIN

An unrecoverable error occurred. MDSSRS FCT detected an incorrect control block.

**System action:** MDSSRS FCT is disabled.

**Operator response:** Hotstart JES3 to regain the MDSSRS function.

**Programmer response:** Examine the dump and system log to determine the cause of failure.

**Module:**

Containing	Detecting	Issuing
IATMDSRD	IATMDSR	IATMDSR

Routing Code: Note 17

Descriptor Code: 7

---

### IAT5017

**Explanation:**

▶▶—JOB REQUIRES SMS RESOURCES,—SMS NOT ACTIVE—▶▶

The system managed storage (SMS) was active when the job was in converter/interpreter (C/I) or locate processing. However, the global processor was IPLed without SMS before the job went through setup processing. As a result, JES3 thinks that the job needs SMS resources, but SMS is no longer there.

**System action:** The system issues message IAT5011 and restarts the job from the beginning of C/I.

**Operator response:** Notify the system programmer.

**System programmer response:** See the storage administrator response in message IAT5012.

**Module:**

Containing	Detecting	Issuing
IATMDDA	IATMDFE	IATMDFE
IATMDDA	IATMDBK	IATMDBK
IATMDDA	IATMDRS	IATMDRS

**Routing Code:** 97

**Descriptor Code:** 7

### IAT5018

**Explanation:**

▶▶—JOB—*jobname* (*jobid*)—FAILED DUE TO—MDS SUBTASK ABEND—▶▶

A main device scheduler (MDS) subtask abended while processing the specified job.

**System action:** The specified job is put on the MDS error queue, unless installation exit IATUX61 indicates that the job is to be canceled. Message IAT5800 follows this message.

**Operator response:** Notify the system programmer.

**System programmer response:** Check the SDUMP taken by the subtask's ESTAE exit for the cause of the failure.

**Module:**

Containing	Detecting	Issuing
IATMDSRD	IATMDSR	IATMDSR

**Routing Code:** 97

**Descriptor Code:** 7

### IAT5019

**Explanation:**

▶▶—JOB REQUIRES SMS RESOURCES—BUT JOB SMS RESOURCE ALLOCATION—IS INACTIVE—▶▶

The system managed storage (SMS) was active and SMSSETUP=YES was specified on the SETPARAM statement when the job was in converter/interpreter (C/I) or locate processing. However, the global processor was restarted with SMS inactive or SMSSETUP=NO specified on the SETPARAM statement before the job went through setup processing. As a result, JES3 continues processing as if the job needs SMS resources, but JES3 is no longer allocating SMS resources.

**System action:** The system issues message IAT5011 and restarts the job from the beginning of converter/interpreter (C/I) processing.

**Operator response:** None. This is an informational message.

**Module:**

Containing	Detecting	Issuing
IATMDDA	IATMDFE	IATMDFE
IATMDDA	IATMDRS	IATMDRS
IATMDDA	IATMDBK	IATMDBK

## IAT5020 • IAT5030

**Routing Code:** -

**Descriptor Code:** -7

---

### IAT5020

**Explanation:**

▶▶—MDS RESTART UNSUCCESSFUL—FOR JOB—*jobname (jobid)*— UNABLE TO IDENTIFY PROCESSOR—(*main*)—▶▶

The main device scheduler was unable to identify the *main* on which the job was originally set up.

**System action:** The job is sent to the MDS error queue, unless installation exit IATUX61 selects the DONE or BREAKDOWN queue.

**Operator response:** If the job is placed on the ERROR queue, use the \*INQUIRY,S,E,J=*jobno* command to determine if the:

- error is correctable
- job should be canceled or be allowed to remain on the ERROR queue

If the error is not correctable, cancel the job. If the error is correctable, the job can be run by correcting the error and restarting the job. If a warm or hot start is needed to correct the error, leave the job on the ERROR queue. When a warm or hot start is performed, JES3 tries to restart all jobs on the error queue.

**Programmer response:** The situation may be normal if the message follows a warm start in which the initialization stream was changed. If the message follows a hot start or dynamic system interchange, a system error has occurred.

**Problem determination:** See Table I, item 13; Table III, items 4, 23, and 24.

**Module:**

**Containing**  
IATMDRS

**Detecting**  
IATMDRS

**Issuing**  
IATMDRS

**Routing Code:** Note 7

**Descriptor Code:** 7

---

### IAT5030

**Explanation:**

▶▶—*nnnnn*—REQUESTS— NEED—  
—DEVICE—*devtype*—  
—SPECIFIC DEVICE—*dev*—  
—THE DEVICE FOR VOLUME—*volser*—  
—VOLUME—*volser*—  
—DATA SET—*dsname*—  
—ON VOLUME—*volser*—  
—SMSDATA—*dsname*—  
—GDG BASE—*gdgbasedsn*—  
—*reasontext*—  
—ON—*main*—▶▶

This message is issued in response to an \*INQUIRY,S,A,SUMM command to display a summary of the jobs in MDS allocation.

**System action:** Processing continues.

**Operator response:** Wait until the job can be set up through normal events, such as jobs ending on a main, or take appropriate action to make the specified job eligible for main device scheduling.

**Module:**

<b>Containing</b>	<b>Detecting</b>	<b>Issuing</b>
IATMDISM	IATMDISM	IATMDISM

**Routing Code:** –

**Descriptor Code:** –

#### IAT5031

**Explanation:**

```

>>  JOB—jobname (jobid)—HAS—[ SHARED—]—USE OF THE RESOURCE—
      |  
      |———nnnnn——REQUESTS HAVE———[ EXCLUSIVE—]———>>
  
```

This message is issued in response to an \*INQUIRY,S,A,SUMM command to display a summary of jobs in the MDS allocation. This message displays the resource the jobs are waiting for.

**System action:** Processing continues.

**Operator response:** Wait until the job can be set up through normal events, such as jobs ending on a main, or take appropriate action to make the specified job eligible for main device scheduling.

**Module:**

<b>Containing</b>	<b>Detecting</b>	<b>Issuing</b>
IATMDISM	IATMDISM	IATMDISM

**Routing Code:** –

**Descriptor Code:** –

#### IAT5032

**Explanation:**

```

>>  RESOURCE HAS BEEN RESERVED—[ SHARED—]—BY A JOB IN PRIORITY—prty———>>
      |  
      |———[ EXCLUSIVE—]———>>
  
```

This message is issued in response to an \*INQUIRY,S,Q,SUMM command to display a summary of jobs in the MDS allocation. If the resource is reserved, this message displays whether it is reserved shared or exclusive. This message also displays the priority of the job that reserved the resource.

**System action:** Processing continues.

**Operator response:** Wait until the job can be set up through normal events, such as jobs ending on a main, or take appropriate action to make the specified job eligible for main device scheduling.

**Module:**

<b>Containing</b>	<b>Detecting</b>	<b>Issuing</b>
IATMDISM	IATMDISM	IATMDISM

**Routing Code:** –

**Descriptor Code:** –

## IAT5033 • IAT5034

---

### IAT5033

#### Explanation:

▶▶ JOB—*jobname (jobid), prty*— NEEDS —————▶▶  
JOB—*jobname (jobid), prty - data*—

#### NEEDS:

| NEEDS —————|  
|    *nnnnn*—DEVICES—|  
|    DEVICE—*dev*—|  
|    SHARED— OF VOLUME—|  
|    EXCLUSIVE—|  
|    SHARED— OF DATA SET—|  
|    EXCLUSIVE—|  
|    SHARED— OF GDG BASE—|  
|    EXCLUSIVE—|

This message is issued in response to an \*INQUIRY,S,A,SUMM command to display a summary of the jobs in MDS allocation. This message displays the jobs that require the resource.

**System action:** Processing continues.

**Operator response:** Wait until the job can be set up through normal events, such as jobs ending on a main, or take appropriate action to make the specified job eligible for main device scheduling.

#### Module:

Containing	Detecting	Issuing
IATMDISM	IATMDISM	IATMDISM

**Routing Code:** –

**Descriptor Code:** –

---

### IAT5034

#### Explanation:

▶▶—NO SUMMARY INFORMATION TO DISPLAY—▶▶

This message is issued in response to an \*INQUIRY,S,A,SUMM command when there is no information to be displayed.

**System action:** Processing continues.

**Operator response:** None.

#### Module:

Containing	Detecting	Issuing
IATMDISM	IATMDISM	IATMDISM

**Routing Code:** –

**Descriptor Code:** –



---

**IAT5040****Explanation:**

►►—UNABLE TO IDENTIFY DEVICE FOR DD=*ddn*, —————  
   └──UNIT=──┬──*devtype*──┐  
   └──*dev*──┘

The main device scheduler was unable to identify the device associated with the specified DD statement. If DD=JS3CATLG, this message refers to a catalog, residing on a JES3-managed device, that is required by a job. The catalog was not specified by a JOBCAT or STEPCAT DD statement.

**System action:** The MDS restart continues processing the job, scanning for more inconsistencies.

**Operator response:** None. This is an informational message.

**Module:**

<b>Containing</b>	<b>Detecting</b>	<b>Issuing</b>
IATMDRS	IATMDRS	IATMDRS

**Routing Code:** Note 19

**Descriptor Code:** 7

---

**IAT5050****Explanation:**

►►—MDS RESTART UNSUCCESSFUL FOR JOB—*jobname (jobid)*—- UNABLE TO IDENTIFY ALL DEVICES—————►►

The main device scheduler was unable to identify one or more devices on which the job was originally set up.

**System action:** The job is sent to the MDS ERROR queue unless installation exit IATUX61 selects the BREAKDOWN or DONE queue.

**Operator response:** If the job is placed on the ERROR queue, use the \*INQUIRY,S,E,J=*jobno* command to determine if the:

- error is correctable
- job should be canceled or be allowed to remain on the ERROR queue

If the error is not correctable, cancel the job. If the error is correctable, the job can be run by correcting the error and restarting the job. If a warm or hot start is needed to correct the error, leave the job on the ERROR queue. When a warm or hot start is performed, JES3 tries to restart all jobs on the ERROR queue.

**Programmer response:** This situation may be normal if the message follows a warm start in which the initialization stream was changed. If the message follows a hot start or dynamic system interchange, a system error has occurred.

**Problem determination:** See Table I, item 3; Table III, items 4, 23, and 24.

**Module:**

<b>Containing</b>	<b>Detecting</b>	<b>Issuing</b>
IATMDRS	IATMDRS	IATMDRS

**Routing Code:** Note 7

**Descriptor Code:** 7

## IAT5060 • IAT5071

---

### IAT5060

#### Explanation:

▶▶—JOB—*jobname (jobid)*—TO REMAIN IN SYSTEM SELECT QUEUE FOLLOWING ENF RETRY—▶▶

SMS indicated to JES3 that a job's SMS resources are unavailable following an ENF signal that they had been enabled. As a result, the job must remain in the SMS System select queue.

**System action:** Processing continues. The job remains in the SMS System select queue.

**Operator response:** None. This is not necessarily an error condition.

**Programmer response:** None.

**Problem determination:** None.

#### Module:

Containing	Detecting	Issuing
IATMDST	IATMDST	IATMDST

**Routing Code:** 2

**Descriptor Code:** 4

---

### IAT5070

#### Explanation:

▶▶— INVALID DATA PASSED TO EVENT— LISTEN MODULE IATMDEN—▶▶

The data passed to IATMDEN through the ENF signal did not have the proper identifier.

**System action:** An 8FB abend is issued and a system dump taken. The ENF listen routine's recovery routine notifies JES3 that all SMS resources are available. In addition, the recovery routine will cause the ENF listen exit, module IATMDEN, to be marked as uncallable.

**Operator response:** Notify the system programmer. Hotstart JES3 to mark the ENF listen routine as callable.

**Programmer response:** Examine the system dump to determine the cause of the failure.

#### Module:

Containing	Detecting	Issuing
IATMDEN	IATMDEN	IATMDEN

**Routing Code:** 2

**Descriptor Code:** 4

---

### IAT5071

#### Explanation:

▶▶—ERROR IN ENF LISTEN MODULE IATMDEN—▶▶

Module IATMDEN was unable to obtain the work area for the SMS available resource block (IATYSAR).

**System action:** Control is returned to the caller of the ENF listen routine. JES3 is not notified that the status of the SMS resources changed.

**Operator response:** Notify the system programmer.

**Programmer response:** The ENF listen routine is invoked whenever the status of the SMS-managed resources

change. Issue the command that caused the error. If that does not work, try to restart the job through JES3 Setup processing using the \*R S,J=*nnnnn* command described in *z/OS JES3 Commands*.

**Note:** The status can change by issuing the VARY SMS command. If jobs seem to stay on the MDS System Select queue for long periods of time when SMS resources are available, issue the \*I,S,SS,J=*nnnnn* to display the jobs.

**Module:**

Containing	Detecting	Issuing
IATMDEN	IATMDEN	IATMDEN

**Routing Code:** 2

**Descriptor Code:** 4

### IAT5072

**Explanation:**

▶▶—MDSSRS ENF LISTEN ROUTINE ABEND—▶▶

An abend occurred (other than the 8FB that caused message IAT5071) in the ENF listen routine.

**System action:** See the system action in message IAT5070.

**Operator response:** Notify the system programmer. Hotstart JES3 to mark the ENF listen routine as callable.

**Programmer response:** Examine the system dump to determine the cause of the failure.

**Module:**

Containing	Detecting	Issuing
IATMDEN	IATMDEN	IATMDEN

**Routing Code:** 2

**Descriptor Code:** 4

### IAT5110

**Explanation:**

▶▶—JOB—*jobname (jobid)*—

GET
UNAV
USES

—*nnn*—

C
D
T

—*vol*—

AL
BL
NL
SL
XL

—*dsn*—▶▶

This message indicates the action required, volume type, volume serial number, tape label type, and data set name for the volume referenced by the specified job.

In the message text:

**GET**

The volume that will be required by this job, but is currently not in use.

**UNAV**

The volume made unavailable by the operator.

**USES**

The volume that was previously fetched and has not yet been returned to the library.

*nnn*

The number of scratch volumes needed. For specific volume requests, this field is blank.

**C**

The volume type is cartridge tape.

## IAT5200 • IAT5201

**D** The volume type is disk.

**T** The volume type is reel-to-reel tape.

*vol*

The volume serial number of the required volume.

**AL** An American National Standard label tape.

**BL** Label processing is to be bypassed by the system.

**NL** A non-labeled tape.

**SL** An IBM standard label tape.

**XL** A nonstandard label tape.

*dsn*

The name of the referenced data set.

**Note:** If the data set name is preceded by an asterisk (\*), it represents a non-SMS catalog required by the job. Do not enter \*INQUIRY commands against this data set.

**System action:** The system places the job in the main device scheduling (MDS) volume wait queue, if the MDS allocation mode is manual; otherwise, the system places the job in the MDS allocate queue.

**Operator response:** If **GET** appears in the message text, make the volume available for subsequent use by the job. If **UNAV** appears in the message text, the job cannot be set up until the operator makes this volume available. If **USES** appears in the message text, no action is required.

**Module:**

Containing	Detecting	Issuing
IATMDDA	IATMDFE	IATMDFE
IATMDDA	IATDYDR	IATDYDR

**Routing Code:** 97,Note 19

**Descriptor Code:** 7

---

IAT5200

**Explanation:**

▶▶—JOB—*jobname (jobid)*—IN SETUP ON MAIN=—*main*—▶▶

The indicated job has allocated devices on the specified main.

**System action:** Processing continues.

**Operator response:** None. This is an informational message.

**Module:**

Containing	Detecting	Issuing
IATMDDA	IATMDSL	IATMDSL

**Routing Code:** Note 19

**Descriptor Code:** —

---

IAT5201

**Explanation:**

▶▶—JOB REQUIRES TEMPORARILY INAVAILABLE—SMS RESOURCES—▶▶

This message is issued before message IAT5011. JES3 determined that it cannot allocate the job's JES3-managed resources on the processor that has access to the job's SMS-managed resources. If an SMS-managed resource on another processor becomes available, JES3 will allocate the JES3 resources required by the job.

**System action:** The job is sent to the MDS System Select queue to wait for the required SMS resources to become available.

**Operator response:** None. This is an informational message.

**Module:**

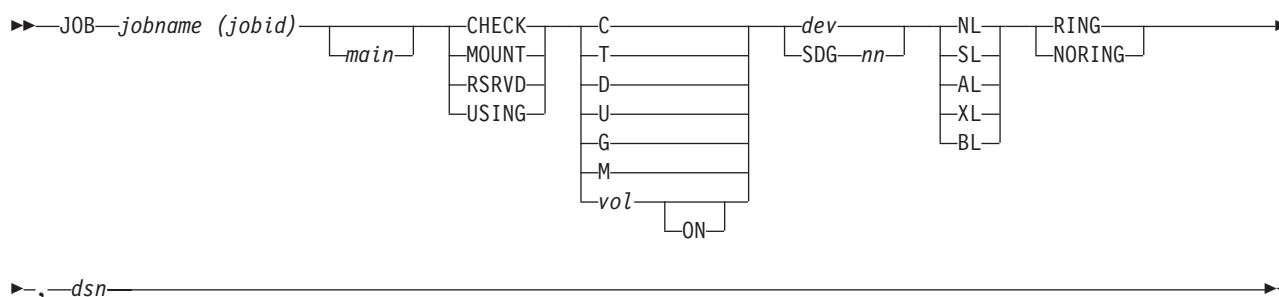
Containing	Detecting	Issuing
IATMDDA	IATMDSL	IATMDSL

**Routing Code:** Note 13,Note 19

**Descriptor Code:** 7

## IAT5210

### Explanation:



This message indicates that a volume is required and/or that a device has been allocated. The ddname rather than the job name may appear in the JESMSG LG.

If operator action is required, the *jobname* appears in the message with CHECK or MOUNT for the volume. In the message text:

#### CHECK

A mount for the volume is not required, but the operator must check to see if it is mounted or not.

#### MOUNT

The operator must mount the volume on the device.

All graphics or unit record requests will show USING because there is no volume to mount.

The MOUNT section is present if the error can be corrected by mounting the correct volume and the number of attempts to correctly mount the job's volumes is below the value specified in the REMOUNT parameter of the SETPARAM JES3 initialization statement. See *z/OS JES3 Initialization and Tuning Reference* for more information about SETPARAM.

#### RSRVD

The device is reserved for a deferred volume mount.

#### USING

The DASD device requires no volume mount, and no operator action is required (USING appears in JESMSG LG ONLY).

**C** The volume type is cartridge tape.

**T** The volume type is reel-to-reel tape.

**D** The volume type is disk.

## IAT5220

**U** The volume type is unit record.

**G** The volume type is graphics.

*vol*

The volume serial number of the required volume, if any.

**NL** A non-labeled tape.

**SL** An IBM standard label tape.

**AL** An American National Standard label tape.

**XL** A nonstandard label.

**BL** Label checking is bypassed.

**RING**

The file protect ring should be on the tape reel.

**NORING**

No file protect ring should be on the tape reel.

*dsn*

The name of the data set referenced.

**Note:** If the data set name is preceded by an asterisk (\*), it represents a non-SMS catalog required by the job. Do not inquire upon this data set name.

**System action:** The job is placed on the main device scheduler verify queue. If the message specifies MOUNT or CHECK, JES3 requests the volume be mounted or checks to ensure that the volume is mounted.

**Operator response:** Mount or check the tape or disk, as indicated. If you cannot respond as indicated because, for example, a volume is damaged and cannot be mounted, make the volume unavailable through the \*MODIFY,S,VU= command. Then restart the job. See *z/OS JES3 Commands* for more information about these commands.

**Module:**

Containing	Detecting	Issuing
IATMDDA	IATMDSL	IATMDSL
IATMDDA	IATMDMS	IATMDMS
IATMDDA	IATLVVR	IATMDVE

**Routing Code:** 97,Note 13

**Descriptor Code:** 2,7

---

## IAT5220

**Explanation:**

▶▶—JOB—*jobname (jobid)*—IS INELIGIBLE—FOR SETUP ON—*main*—▶▶

The main device scheduler has determined that the specified main is not eligible for setup of a job. The DD statements that failed are described in message IAT5295.

**System action:** The main device scheduler will no longer attempt to allocate the job to the specified main.

**Operator response:** Check message IAT5295 to determine the reasons for the job's ineligibility on the specified main.

**Module:**

Containing	Detecting	Issuing
IATMDDA	IATMDSL	IATMDSB
IATMDDA	IATMDRS	IATMDSB
IATMDDA	IATMDFE	IATMDSB

**Routing Code:** Note 17,Note 19

**Descriptor Code:** 7

IAT5230

**Explanation:**

▶▶ *error text* ▶▶

Since several errors are detected by MDS allocation processing, the text of this message is variable. Messages IAT5220 and IAT5295 precede this message. The text of this message can be one of the following:

**Explanation:**

▶▶ NO DEVICES AVAILABLE—OF THE TYPE REQUIRED ▶▶

DEVTYPE= *devtype*  
          *dev*

The job requested a device type which does not exist on the main indicated in the preceding message IAT5220. The DEVTYPE identifies the requested device type or device number.

**Explanation:**

▶▶ NOT ENOUGH DEVICES AVAILABLE—TO SETUP JOB ▶▶

DEVTYPE= *devtype*  
          *dev*

The UNIT parameter of the DD statement required more devices than exist on the main specified in the preceding message IAT5220. The *devtype* identifies the requested device type or device number.

**Explanation:**

▶▶ DEMAND ALLOCATION FOR UNSPECIFIED MAIN ▶▶

The job requested a device by a specific device number, and the job is eligible for setup on more than one main.

**Explanation:**

▶▶ MULTI VOLUME REQUEST—FOR PERM/RES VOLUME ▶▶

VOLUME= *vol*, DEVTYPE= *devtype*  
                          *dev*

The job requested multiple volume serial numbers on a DD statement. One of the volumes is permanently resident and cannot be demounted. The identified volume and device are the resources requested by the job.

**Explanation:**

▶▶ PERM/RES VOLUME—NOT ON REQUIRED PROCESSOR ▶▶

VOLUME= *vol*,

The job referenced a permanently resident volume which is not attached to the main indicated in message IAT5220. Volume identifies the volume that the allocation attempt failed for.

**Explanation:**

▶▶ PERM/RES VOLUME NOT ON REQUIRED—PROCESSOR - DEVICE TYPE ▶▶

## IAT5230

VOLUME=*vol*, DEVTYPE=*devtype*

The job requested a permanently resident volume mounted on a device of a type that is not the same as the type specified on the UNIT= parameter of the DD statement.

### Explanation:

VOLUME MOUNT  
NON-DASD DEVICE REQUIRED AND CLASS SDEPTH ZERO

The job requested either a direct access volume which is not currently available to the main indicated in message IAT5220 or a non-direct access device setup and the setup depth for the job class is zero.

**System action:** The job is sent to the MDS error queue, unless installation exit IATUX61 selects the DONE or BREAKDOWN queue.

**System action:** The job is sent to the MDS error queue, unless installation exit IATUX61 selects the DONE or BREAKDOWN queue.

**System action:** The job is sent to the MDS error queue, unless installation exit IATUX61 selects the DONE or BREAKDOWN queue.

**System action:** The job is sent to the MDS ERROR queue, unless installation exit IATUX61 selects the DONE or BREAKDOWN queue.

**System action:** The job is sent to the MDS error queue, unless installation exit IATUX61 selects the DONE or BREAKDOWN queue.

**System action:** The job is sent to the MDS error queue, unless installation exit IATUX61 selects the DONE or BREAKDOWN queue. The identified volume and device type are the resources requested by the job.

**System action:** The job is sent to the MDS error queue, unless installation exit IATUX61 selects the DONE or BREAKDOWN queue.

**Operator response:** If the job is placed on the ERROR queue, use the \*INQUIRY,S,E,J=*jobno* command to determine if the:

- error is correctable
- job should be canceled or be allowed to remain on the ERROR queue

If the error is not correctable, cancel the job. If the error is correctable, the job can be run by correcting the error and restarting the job. If a warm or hot start is needed to correct the error, leave the job on the ERROR queue. When a warm or hot start is performed, JES3 tries to restart all jobs on the error queue.

**Operator response:** If the job is placed on the ERROR queue, use the \*INQUIRY,S,E,J=*jobno* command to determine if the:

- error is correctable
- job should be canceled or be allowed to remain on the ERROR queue

If the error is not correctable, cancel the job. If the error is correctable, the job can be run by correcting the error and restarting the job. If a warm or hot start is needed to correct the error, leave the job on the ERROR queue. When a warm or hot start is performed, JES3 tries to restart all jobs on the error queue.

**Operator response:** If the job is placed on the ERROR queue, use the \*INQUIRY,S,E,J=*jobno* command to determine if the:

- error is correctable
- job should be canceled or be allowed to remain on the ERROR queue

If the error is not correctable, cancel the job. If the error is correctable, the job can be run by correcting the error and restarting the job. If a warm or hot start is needed to correct the error, leave the job on the ERROR queue. When a warm or hot start is performed, JES3 tries to restart all jobs on the error queue.

**Operator response:** If the job is placed on the ERROR queue, use the \*INQUIRY,S,E,J=*jobno* command to determine if the:

- error is correctable



- job should be canceled or be allowed to remain on the ERROR queue

If the error is not correctable, cancel the job. If the error is correctable, the job can be run by correcting the error and restarting the job. If a warm or hot start is needed to correct the error, leave the job on the ERROR queue. When a warm or hot start is performed, JES3 tries to restart all jobs on the error queue.

**Operator response:** If the job is placed on the ERROR queue, use the \*INQUIRY,S,E,J=*jobno* command to determine if the:

- error is correctable
- job should be canceled or be allowed to remain on the ERROR queue

If the error is not correctable, cancel the job. If the error is correctable, the job can be run by correcting the error and restarting the job. If a warm or hot start is needed to correct the error, leave the job on the ERROR queue. When a warm or hot start is performed, JES3 tries to restart all jobs on the error queue.

**Operator response:** If the job is placed on the ERROR queue, use the \*INQUIRY,S,E,J=*jobno* command to determine if the:

- error is correctable
- job should be canceled or be allowed to remain on the ERROR queue

If the error is not correctable, cancel the job. If the error is correctable, the job can be run by correcting the error and restarting the job. If a warm or hot start is needed to correct the error, leave the job on the ERROR queue. When a warm or hot start is performed, JES3 tries to restart all jobs on the error queue.

**Operator response:** If the job is placed on the ERROR queue, use the \*INQUIRY,S,E,J=*jobno* command to determine if the:

- error is correctable
- job should be canceled or be allowed to remain on the ERROR queue

If the error is not correctable, cancel the job. If the error is correctable, the job can be run by correcting the error and restarting the job. If a warm or hot start is needed to correct the error, leave the job on the ERROR queue. When a warm or hot start is performed, JES3 tries to restart all jobs on the error queue.

**Programmer response:** If the error occurred while DB2<sup>®</sup> or SMS are active, the default unit supplied to SMS, must be available to all systems in the JES3 complex.

**Programmer response:** None.

**Programmer response:** Include a // \*MAIN statement to specify the main on which the job is to run.

**Programmer response:** Do not make the specified volume permanently resident; or instruct users of the volume not to request it in a manner which requires that it be demounted.

**Programmer response:** None.

**Programmer response:** Change the unit parameter on the DD statement to one allowing access to the device on which the volume is mounted.

**Programmer response:** Use a // \*MAIN or JOB statement to place the job in a job class that does not have a setup depth of zero. Additionally, the system programmer may need to change the SDEPTH parameter on the CLASS statement.

#### Module:

Containing	Detecting	Issuing
IATMDDA	IATMDAL	IATMDSB
IATMDDA	IATMDML	IATMDSB

#### Module:

Containing	Detecting	Issuing
IATMDDA	IATMDAL	IATMDSB
IATMDDA	IATMDML	IATMDSB

#### DEMAND ALLOCATION FOR UNSPECIFIED MAIN

## IAT5250 • IAT5255

### Module:

Containing	Detecting	Issuing
IATMDDA	IATMDAL	IATMDSB
IATMDDA	IATMDML	IATMDSB

### Module:

Containing	Detecting	Issuing
IATMDDA	IATMDAL	IATMDSB

### Module:

Containing	Detecting	Issuing
IATMDDA	IATMDAL	IATMDSB

### Module:

Containing	Detecting	Issuing
IATMDDA	IATMDAL	IATMDSB

### Module:

Containing	Detecting	Issuing
IATMDDA	IATMDAL	IATMDSB

**Routing Code:** Note 17

**Descriptor Code:** 7

---

### IAT5250

#### Explanation:

▶▶ JOB— *jobname (jobid)*— REQUIRES UNAVAILABLE VOLUME(S)————▶▶

The main device scheduler has found that the indicated job references a volume that is currently unavailable. The referenced volume was previously made unavailable for use, using a \*MODIFY, SETUP operator command.

**System action:** The job is placed in the volume unavailable queue of the main device scheduler.

**Operator response:** See *z/OS JES3 Commands* for \*INQUIRY and \*MODIFY, SETUP commands concerning unavailable volumes.

#### Module:

Containing	Detecting	Issuing
IATMDDA	IATMDAL	IATMDSL

**Routing Code:** Note 13

**Descriptor Code:** 7

---

### IAT5255

#### Explanation:

▶▶ —VOLUME—(*vol*)———COULD NOT BE ALLOCATED FOR JOB—*job*———▶▶  
    └SMS DATASET—(*dsn*)┐  └*jobname (jobid)*┘

During deallocation of resources for the specified job, the entry for the specified volume or the specified SMS-managed data set could not be located.

**System action:** Deallocation of resources for this job continues.

**Operator response:** None. This is an informational message.

**Module:**

Containing	Detecting	Issuing
IATDYDR	IATDYDR	IATDYDR
IATMDSB	IATMDSB	IATMDSB

**Routing Code:** 10

**Descriptor Code:** 7

### IAT5295

**Explanation:**

►►—DD=*ddn*—UNIT=*dev*—DSN=*dsn*—◄◄

This message follows each IAT5220 message and identifies the DD statement to which the error message applies, as follows:

*ddn*

the name of the DD statement

**Note:** If DD=JS3CATLG, this message refers to a catalog, residing on a JES3-managed device, that is required by the job. The catalog was not specified by a JOBCAT or STEPCAT DD statement.

*dev*

the UNIT type specified on the DD statement

*vol*

the first volume serial specified (or implied by catalog reference) in the SER subparameter of the VOLUME parameter in the DD statement

*dsn*

data set name specified in the DSN parameter in the DD statement

**System action:** Processing continues.

**Operator response:** None. This is an informational message.

**Module:**

Containing	Detecting	Issuing
IATMDDA	IATMDSB	IATMDSB

**Routing Code:** Note 17,Note 19

**Descriptor Code:** 7

### IAT5300

**Explanation:**

►►—JOB=*jobname (jobid)*—

RESTARTED
SUSPENDED
DYNALLOC CANCELLED

—BY SETUP—◄◄

The indicated job had errors detected while mounting the volume requested by main device scheduler.

## IAT5310

**System action:** If the indicated action is RESTARTED, the job is placed on the MDS allocate queue. If the indicated action is SUSPENDED, the job is placed on the MDS error queue. If the indicated action is DYNALLOC CANCELLED, the dynamic allocation request is failed and the job remains in the ACTIVE ON MAIN queue.

**Operator response:** If the indicated action is SUSPENDED, either restart the job in setup (\*R,S,jobno) or cancel the job (\*C,S,jobno) to remove it from the MDS error queue. See message IAT5800.

If the indicated action is RESTARTED or DYNALLOC CANCELLED, no response is required.

### Module:

Containing	Detecting	Issuing
IATMDDA	IATLVVR	IATMDVE
IATMDDA	IATLVVR	IATMDDR

**Routing Code:** 97,Note 13

**Descriptor Code:** 7

---

## IAT5310

### Explanation:

►►—*dev description*—◄◄

The main device scheduler has detected an error on a device during the mounting of a volume previously requested in message IAT5210.

In the message text:

*dev*

Identifies the device on which the error was detected.

*description*

Indicates the error detected and is one of the following:

**UNIT NOT READY**

A job requested tape unit is not ready and LABEL=BLP is specified on the job's DD statement.

**INVALID VERID**

JES3 encountered an incorrect verify id while mounting the volume onto the device.

**VOL, LTYPE, RINGSTAT, MTD**

JES3 has the specified information for the mounted tape that is in error. Compare this information with the information in mount message IAT5210 for discrepancies.

**VOL, MOUNTED**

JES3 has the specified information for the DASD that is in error. Compare this information with the information in mount message IAT5210 for discrepancies.

**NO RESPONSE**

JES3 has not been notified of the mount completion.

**BUSY/UNAVAILABLE**

JES3 was unable to read the volume label within the allotted time.

**NON EXISTENT DEV**

There is no setunits entry or JES3 is unable to locate the SETUNITS entry for the specified device.

**PERM I/O ERROR**

A permanent input/output (I/O) error occurred while trying to read the volume label.

**VOLID READ ERROR**

An input/output (I/O) read error occurred while trying to read the volume label.

**VOL ALLOCATED**

The device is already allocated to another job in the system.

**VOL DUP VOLID**

JES3 found a volume with the same volume id on another device.

**NOT OPERATIONAL**

An input/output (I/O) error occurred on the device.

**EXPDT NOT PAST**

The expiration date for the volume has not been reached.

**TAPE LOAD CHECK**

Intervention is required on the device.

**REJECTED BY EXIT**

JES3 issues this text if installation exit IATUX62 determines that the mount is incorrect.

**LTYPE**

The label type associated with the volume:

- N** a non-labeled tape
- S** an IBM standard label tape
- A** an American National Standard label tape
- X** a nonstandard label
- B** bypass label processing

**RINGSTAT**

Indicates whether or not the file protect ring is on the tape reel.

RINGSTST is one of the following:

- RNG** Indicates that the file protect ring is on the tape reel.
- NOR** Indicates that the file protect ring is not on the tape reel.

**VOL**

Identifies the volume serial number of the volume that was being mounted when the error occurred.

VOL is one of the following:

**NO-VLM**

Indicates that a non-labeled volume was mounted or that the mounted volume has been moved to another device.

**SCRATCH**

Indicates that a scratch volume was mounted.

**System action:** If no mount action is required, the subsequent message IAT5300 indicates the job's disposition. Otherwise, the job remains in the MDS VERIFY queue waiting for the requested mounts to be completed. Message IAT5210 may be reissued if necessary.

**Operator response:** If the mount message IAT5210 has been reissued, correct the described error and remount the volume.

**Module:**

Containing	Detecting	Issuing
IATMDDA	IATLVVR	IATMDVE
IATMDDA	IATLVVR	IATMDDR

**Routing Code:** 97,Note 17

**Descriptor Code:** 2,7

## IAT5350 • IAT5410

---

### IAT5350

#### Explanation:

▶▶—*dev*—CAN NOT BE ACCESSED FROM MAIN—*main*—▶▶

The indicated device number *dev* cannot be accessed from the specified *main*. The reason it cannot be accessed is described in message IAT5310.

**System action:** The job will be automatically restarted by MDS (as if an \*R,S,*jobno* command had been issued).

**Operator response:** Notify the system programmer if an equipment failure is indicated.

#### Module:

Containing	Detecting	Issuing
IATMDDA	IATMDVE	IATMDVE

**Routing Code:** 97

**Descriptor Code:** 7

---

### IAT5410

#### Explanation:

▶▶—RETAIN—KEEP—C—T—D—*vol*—ON—*dev*—NO DEV—*main*—NO MAIN—▶▶

This message is issued by the main device scheduler when a job has been processed by the MDS breakdown function; JES3 KEEP or RETAIN instructions, corresponding to previous GET and MOUNT messages, are issued to the operator based on JES3's knowledge of the job's volumes. For scratch tapes the MVS message IEF234E will be issued, with instructions for the operator instead of this message. This message may not correlate with message IEF234E issued by the MVS scheduler.

The meanings of the terms are:

#### RETAIN

the volume should remain in the machine room because it is required by other jobs

#### KEEP

the volume may be demounted and returned to the library

**C** the volume type is cartridge tape

**T** the volume type is reel-to-reel tape

**D** the volume type is disk

*vol*

the volume serial number of the unloaded volume

*dev*

the unit number of the device

#### NO DEV

the volume cannot be accurately related to a device

*main*

the name of the main if the device was allocated

#### NO MAIN

the device was not allocated

*dsn*

the data set name last referenced

For scratch tapes the MVS message IEF234E will be issued with instructions for the operator instead of this message.

**Operator response:** Remove the volume from the device and return it to the library if KEEP is specified; keep the volume in the machine room if RETAIN is specified.

**Module:**

**Containing**  
IATMDDA

**Detecting**  
IATMDBK

**Issuing**  
IATMDBK

**Routing Code:** Note 17

**Descriptor Code:** 7

---

## IAT5420

**Explanation:**

►► —JOB—*jobname* (*jobid*)—TAPE—*volser*—  
                                 { HAS BEEN RELEASED RETAIN  
                                 { HAS BEEN RELEASED KEEP  
                                 { CANNOT BE RELEASED EARLY—

The early volume release facility has released a tape volume, or the early volume release facility cannot release a tape volume. In the message text, *jobname* identifies the affected job and *volser* identifies the tape volume.

### RETAIN

Keep the volume in the machine room because another job needs it.

### KEEP

Return the volume to the library.

If the volume was used in a previous job step, IAT5420 will specify RETAIN.

If a volume cannot be released early, it is for one of the following reasons:

- A volume cannot be released until the end of a job step.
- The job will use the volume later.

**System action:** JES3 processing continues.

**Operator response:** If the message specifies RETAIN, keep the volume in the machine room.

If the message specifies KEEP, return the volume to the library.

**Module:**

**Containing**  
IATMDDA

**Detecting**  
IATMDBK

**Issuing**  
IATMDBK

**Routing Code:** Note 17

**Descriptor Code:** 7

---

## IAT5500

**Explanation:**

►► —" —xxxxxxx—" —  
                                 { ACCEPTED  
                                 { REJECTED—*explanation*—

The main device scheduler has received an operator command.

In the message text:

xxxxxxx

The first 8 characters of the command entered.

## IAT5500

### ACCEPTED

The requested action will be performed.

### REJECTED

The action will not be performed.

#### *explanation*

The reason the input was accepted or rejected.

*explanation* can be one of the following:

#### *parameter* **INVALID**

The indicated parameter is not valid.

#### **REQ NON-SPECIFIC**

The job number was omitted from the command.

#### **ERR WAS PERM I/O**

The job is on the main device scheduler (MDS) error queue because of a permanent I/O error and may not be restarted thru SETUP.

#### **I/O ERROR ON JOB**

JES3 was unable to process the \*START SETUP command because of a JST I/O error.

#### **USE DJC CANCEL**

A \*CANCEL SETUP command was entered for a dependent job control (DJC) job. This is not allowed.

#### **CANCEL PENDING**

A \*CANCEL SETUP command was entered for a job that was already scheduled for deallocation. This is not allowed.

#### **NOT AWAITING \*S**

A \*START SETUP command was entered for a job that was not on the WAITVOL queue.

#### **JOB IN MAIN SERV**

A \*START SETUP, \*CANCEL SETUP, or \*RESTART SETUP command was entered for a job scheduled for processing or in processing.

#### **JOB NOT FOUND**

JES3 could not locate the job specified on the command.

#### **MDS RESTARTING**

The operator attempted to cancel an active job or restart a job before JES3 main device scheduler (MDS) has completed restart processing.

#### **DEVICE FENCE JOB**

The operator attempted to restart a SETUP-generated device fence job through the converter/interpreter (C/I).

#### **MDS MOUNT JOB**

The operator attempted to restart a SETUP-generated main device scheduler (MDS) mount job through the converter/interpreter (C/I).

#### **CATLG SETUP JOB**

The operator attempted to restart a SETUP-generated catalog SETUP job through the converter/interpreter (C/I).

#### **PREV BKDN ERROR**

The job is on the main device scheduler (MDS) error queue because of an abend in job breakdown. It may not be restarted through SETUP.

#### **JOB NOT FOUND IN SETUP**

The operator issued a \*START SETUP, \*CANCEL SETUP, or \*RESTART SETUP command for a job that is not being processed by SETUP.

**System action:** If the command was accepted, the requested function will be performed; otherwise, see the operator response for possible action.

**Operator response:** If the command was rejected because of an error in keying input, reenter it in corrected form. If



the command is keyed correctly, check the text of the explanation for the reason the requested function cannot be performed.

*parameter* **INVALID**

None. This is an informational message.

**REQ NON-SPECIFIC**

None. This is an informational message.

**ERR WAS PERM I/O**

Cancel the job.

**I/O ERROR ON JOB**

Contact the system programmer.

**USE DJC CANCEL**

Use dependent job control (DJC) cancel.

**CANCEL PENDING**

None. This is an informational message.

**NOT AWAITING \*S**

None. This is an informational message.

**JOB IN MAIN SERV**

None. This is an informational message.

**JOB NOT FOUND**

None. This is an informational message.

**MDS RESTARTING**

Re-enter the command after restart processing has completed.

**DEVICE FENCE JOB**

None. This is an informational message.

**MDS MOUNT JOB**

None. This is an informational message.

**CATLG SETUP JOB**

None. This is an informational message.

**PREV BKDN ERROR**

Cancel the job.

**JOB NOT FOUND IN SETUP**

None. This is an informational message.

**System programmer response:** If there was an I/O error on the job, examine the system dump to determine the cause of the failure.

**Module:**

**Containing**  
IATMDOP

**Detecting**  
IATMDOP

**Issuing**  
IATMDOP

**Routing Code:** Note 18

**Descriptor Code:** 7

---

**IAT5510**

**Explanation:**

▶▶—*dev*—VARIED ONLINE ON—GLOBAL  
—*main*—————▶▶

## IAT5515

This message is issued in response to a \*VARY *dev*,ONLINE command. The device has been varied online to both JES3 and MVS, and it has been assigned, if appropriate.

**Note:** After a device is varied online to a main, jobs and users running on that main can use it. After a device is varied online to global, JES3 Dynamic Support Programs (DSPs) can use it.

**System action:** Processing continues.

**Operator response:** None. This is an informational message.

**Module:**

Containing	Detecting	Issuing
IATMDDA	IATMDDR	IATMDDR

**Routing Code:** Note 18

**Descriptor Code:** 7

---

### IAT5515

#### Explanation:

►►—VARY OF—*dev*—REJECTED ——— UNABLE TO ASSIGN, RETURN CODE=—*nn*——►  
  └── UNABLE TO VARY ONLINE TO MVS ───┘

This message is issued in response to a \*VARY command for device *dev*, or an assignable global device. The command was rejected either because the device could not be assigned to this system, or it was, and still is, allocated before MDS initialization, or the device could not be brought online to MVS.

The values of *nn* are:

- 04 Device is assigned to another system, but is allocated to the caller.
- 08 Device is assigned to another system, but is not allocated.
- 12 Device is assigned to another system, but is allocated to this system by someone other than the caller.
- 16 Multi-system ASSIGN is already in effect on this system (that is, the operator issued a VARY *dev*,ONLINE,SHR before MDS initialization).
- 20 I/O error occurred while processing a request for a device which is allocated to the caller.
- 24 I/O error occurred while performing ASSIGN.
- 28 An I/O error occurred while processing a request for a device. A SENSE operation failed while the system was performing I/O to assign the device.
- 32 An ABEND occurred during ASSIGN processing.
- 36 An ABEND occurred during MVS ASSIGN processing for a JES3 device. The device has been varied offline to MVS.
- 40 An unexpected error occurred.
- 41 An ESTAE create operation failed in an ASSIGN routine.
- 42 The requested function is not supported by the ASSIGN operation.

**System action:** Processing continues. The device remains offline to JES3, and the MVS status remains the same.

**Operator response:** If the ASSIGN failed because the device is assigned to another system, the device may be varied offline on that system and a JES3 \*VARY command may be issued (on this system). If the device could not be varied online to MVS, see the message issued by MVS VARY. Otherwise, consult the system programmer or contact the IBM Support Center to have the abend reviewed.

**Programmer response:** Save the system log.

**Problem determination:** Table 1, Items 2, 29

**Module:**

**Containing**  
IATMDDA

**Detecting**  
IATLVVR

**Issuing**  
IATMDDR

**Routing Code:** Note 18

**Descriptor Code:** 7

IAT5520

**Explanation:**

▶▶—REAL DEVICE CHECKPOINT DISABLED—DUE TO PERMANENT I/O ERROR—▶▶

JES3 (module IATMDDR) was unable to record modifications to the ERROR device online checkpoint record because of a permanent JSAM I/O error.

**System action:** Processing continues. The real device online checkpoint record is (in effect) cleared. At the next JES3 restart, all real devices will be initialized as specified in the initialization stream, regardless of their previous status.

**Operator response:** Notify the system programmer. Re-enter any desired VARY commands after the next restart before entering \*S JSS.

**Programmer response:** Save the system log.

**Problem determination:** See Table III, Item 2.

**Module:**

**Containing**  
IATMDDR

**Detecting**  
IATMDDR

**Issuing**  
IATMDDR

**Routing Code:** 42

**Descriptor Code:** 7

IAT5525

**Explanation:**

▶▶—*dev*—DUPLICATE VOLUME DETECTED, CAN NOT—MOVE—*vol*—▶▶

The main device scheduler has detected an error while processing a verify response for direct access device *dev*. Volume serial number *vol* is online to JES3. The volume can not be moved because it is marked as permanently resident to MVS, or permanently resident to JES3, or JES3 mounted.

**System action:** Device *dev* is marked as mounted but is not associated with any volume.

**Operator response:** Mount the correct volume on device *dev* and vary the device online to JES3.

**Module:**

**Containing**  
IATMDDR

**Detecting**  
IATMDDR

**Issuing**  
IATMDDR

**Routing Code:** 10

**Descriptor Code:** 7,11

## IAT5550 • IAT5600

---

### IAT5550 OPERATOR ISSUED

#### Explanation:



The operator requested the main device scheduler to start, restart, or cancel the job. If START is indicated, the job proceeds to the device allocation phase of MDS. This action is only required by the operator when automatic allocation is not in effect. If RESTART is indicated, the operator caused the job to return to the main device scheduler allocation phase or to C/I processing. If CANCEL is indicated, the operator canceled the job while it was being processed by MDS.

**Note:** The \*MODIFY G command specifying a *class*, *grpname*, or *select mode* results in CANCEL SETUP - RESCHED SETUP appearing in the message text. The job will not be canceled but will be rescheduled for MDS processing.

**System action:** The function requested by the operator is performed for the job.

**Operator response:** None. This is an informational message.

#### Module:

Containing	Detecting	Issuing
IATMDOP	IATMDOP	IATMDOP

**Routing Code:** Note 18

**Descriptor Code:** 7

---

### IAT5561

#### Explanation:



The specified job was canceled by the operator while it was in setup. This message is issued for jobs that were originated by RJP only.

**System action:** JES3 processing continues.

**Operator response:** None. This is an informational message.

#### Module:

Containing	Detecting	Issuing
IATMDOP	IATMDOP	IATMDOP

**Routing Code:** -

**Descriptor Code:** -7

---

### IAT5600

#### Explanation:



Normally this message is issued as a response to an \*INQUIRY,S,V=ALL,E or an \*INQUIRY,S,V=RES command. It is also issued in response to an \*INQUIRY,S,V=vol command if the volume serial number is not found. In this case, the seven volume serial numbers in closest alphameric proximity are given.

**System action:** Processing continues.

**Operator response:** None. This is an informational message.

**Module:**

Containing	Detecting	Issuing
IATMDIQ	IATMDIQ	IATMDIQ

**Routing Code:** Note 18

**Descriptor Code:** 7

IAT5602

**Explanation:**

▶▶—NO SETRES ENTRIES EXIST—▶▶

This message, issued in response to an \*INQUIRY,S,V=RES command, indicates that no SETRES statements were present in the JES3 initialization stream.

**System action:** Processing continues.

**Operator response:** None. This is an informational message.

**Module:**

Containing	Detecting	Issuing
IATMDIQ	IATMDIQ	IATMDIQ

**Routing Code:** Note 18

**Descriptor Code:** 7

IAT5604

**Explanation:**

▶▶—TOTAL NUMBER OF SETVOL ENTRIES IS—*nnn*—▶▶

This message, issued in response to an \*INQUIRY,S,V=ALL[,E] command, indicates the total number of volume entries known to the main device scheduler.

**System action:** Processing continues.

**Operator response:** None. This is an informational message.

**Module:**

Containing	Detecting	Issuing
IATMDIQ	IATMDIQ	IATMDIQ

**Routing Code:** Note 18

**Descriptor Code:** 7

## IAT5606 • IAT5608

---

### IAT5606

#### Explanation:

```
▶▶SER=vol TA J=nnnnnnn AL=nnnnnnn REX =prty ONADEV VFYPD UNAV SETACC RSH
```

This message is issued in response to either an \*INQUIRY,S,V=vol or an \*INQUIRY,S,D= command. J=nnnnnnn is the number of jobs known to MDS referencing this volume including dynamic allocations (which are considered jobs) by jobs that have not gone through job breakdown. DA is a direct-access volume; TA is a tape. AL=nnnnnnn is the number of jobs allocated to the volume by MDS including dynamic allocations which are currently allocated. The following fields appear, if appropriate:

#### REX

The volume is reserved for exclusive use

#### RSH

The volume is reserved for shared use

#### prty

The priority number

#### ONADEV

The volume is currently on a device

#### VFYPD

This volume is referenced by a job in the MDS verify queue

#### UNAV

The volume is unavailable

#### SETACC

The volume represents processor access as specified in the SETACC JES3 initialization statement

In Version 3 Release 1.2 and subsequent releases, the command does not display the information in the dummy SETVOL entries; only real volsers are displayed.

**System action:** Processing continues.

**Operator response:** None. This is an informational message.

#### Module:

#### Containing

IATMDIQ

#### Detecting

IATMDIQ

#### Issuing

IATMDIQ

**Routing Code:** Note 18

**Descriptor Code:** 7

---

### IAT5608

#### Explanation:

```
▶▶vol-ALLOCATED ON-dev-main-LOCATED ON-dev-main
```

This message, issued in response to an \*INQUIRY,S,V=vol command, indicates that MDS has allocated the volume with the volume serial number vol to a different unit than the one on which it currently resides. For example, MDS may have requested that the volume be moved and the move has not yet been made.

**System action:** Processing continues.

**Operator response:** None. This is an informational message.

#### Module:

**Containing**  
IATMDIQ

**Detecting**  
IATMDIQ

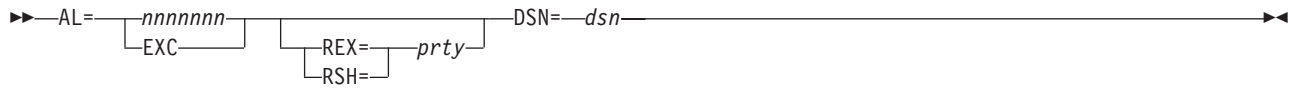
**Issuing**  
IATMDIQ

**Routing Code:** Note 18

**Descriptor Code:** 7

**IAT5610**

**Explanation:**



This message is issued in response to an \*INQUIRY,S,V=vol, \*INQUIRY,S,D=dsn, or \*INQUIRY,S,DE=dsn command. AL=nnnnnnnn is the number of jobs currently allocated to the data set indicated by dsn. AL=EXC indicates that a job currently has exclusive use of the indicated data set. If the data set is reserved, the message indicates the type and priority of the reserve for it: REX if reserved for exclusive use, or RSH if for shared use. The priority number is indicated by prty.

**Note:** Use the \*INQUIRY,S,D=dsn or \*INQUIRY,S,DE=dsn command to determine the current allocation status of the indicated data set as described in message IAT5612 (AL=YES or AL=NO).

**System action:** Processing continues.

**Operator response:** None. This is an informational message.

**Module:**

**Containing**  
IATMDIQ

**Detecting**  
IATMDIQ

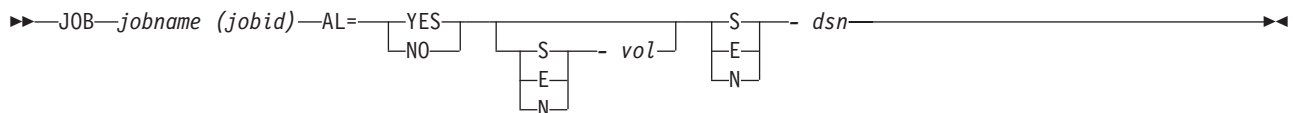
**Issuing**  
IATMDIQ

**Routing Code:** Note 18

**Descriptor Code:** 7

**IAT5612**

**Explanation:**



This message is issued in response to an \*INQUIRY,S,V=vol,E command or \*INQUIRY,S,DE=dsn command. The indicated job references the requested volume and data set. The MDS allocated status given by AL, and the usage of the volume and data set are shown as either share (S), exclusive (E), or none (N).

**Note:**

1. The MDS allocated status is the original status of the allocation request. The disposition of the data set indicated by this message might not represent the current allocation status if the disposition of the data set has been promoted to DISP=EXC by one of the steps in the job using the data set. See the DISP and ENQ section of the *z/OS MVS JCL Reference* for a description of the enqueue promotion.
2. The \*INQUIRY command does not display the information in the dummy SETVOL entries; only real volsers are displayed.
3. If the data set name is preceded by an asterisk (\*), it represents a non-SMS catalog required by the job. Do not inquire upon the data set name.

**System action:** Processing continues.

## IAT5614 • IAT5618

**Operator response:** None. This is an informational message.

**Module:**

Containing	Detecting	Issuing
IATMDIQ	IATMDIQ	IATMDIQ

**Routing Code:** Note 18

**Descriptor Code:** 7

---

### IAT5614

**Explanation:**

▶▶—UNABLE TO LOCATE VOL=—*vol*—▶▶

This message, issued in response to an \*INQUIRY,S,V=*vol* command, indicates that the requested volume is not currently known by MDS.

**System action:** This message is followed by message IAT5600.

**Operator response:** None. This is an informational message.

**Module:**

Containing	Detecting	Issuing
IATMDIQ	IATMDIQ	IATMDIQ

**Routing Code:** Note 18

**Descriptor Code:** 7

---

### IAT5616

**Explanation:**

▶▶—UNABLE TO LOCATE DSN=—*dsn*—▶▶

This message, issued in response to an \*INQUIRY,S,D=*dsn* command, indicates that the data set is not currently known by MDS.

**System action:** Processing continues.

**Operator response:** None. This is an informational message.

**Module:**

Containing	Detecting	Issuing
IATMDIQ	IATMDIQ	IATMDIQ

**Routing Code:** Note 18

**Descriptor Code:** 7

---

### IAT5618

**Explanation:**

▶▶—NO JOBS FOUND REFERENCING VOLUME—*vol*—▶▶

This message, issued in response to an \*INQUIRY,S,V=*vol*[,E] command, indicates that no jobs were found that reference the specified volume.



**System action:** Processing continues.

**Operator response:** None. This is an informational message.

**Module:**

Containing	Detecting	Issuing
IATMDIQ	IATMDIQ	IATMDIQ

**Routing Code:** Note 18

**Descriptor Code:** 7

---

## IAT5619

### Explanation:

```

▶▶— ALLOCATION QUEUE— nnnnnnn— BREAKDOWN QUEUE— nnnnnnn— SYSTEM SELECT QUEUE— nnnnnnn—————▶
▶— ERROR QUEUE— nnnnnnn— SYSTEM VERIFY QUEUE— nnnnnnn— FETCH QUEUE— nnnnnnn—————▶
▶— UNAVAILABLE QUEUE— nnnnnnn— RESTART QUEUE— nnnnnnn— WAIT VOLUME QUEUE— nnnnnnn—————▶
▶— VERIFY QUEUE— nnnnnnn— ALLOCATION TYPE=— [ AUTO ]—————▶
   [ MANUAL ]
▶— CURRENT SETUP DEPTH - ALL PROCESSORS=— nnnnnnn—————▶
▶— MAIN NAME   STATUS   SDEPTH   DASD   TAPE—————▶
▶—main   stat1  stat2  smax,scur dmax,dcur  tmax,tcur— DEFERCT=— [ YES ]— SDEPZERO— [ WAIT ]————▶
   [ NO ]      [ ERROR ]

```

This message is issued in response to an \*INQUIRY,S command.

In the message text:

*nnnnnnnn*

Represents the current number of jobs for the specified queue

*main* The main name.

*stat1* Displays the status ONLINE or OFFLINE.

*stat2* Displays the status IPLD, NOTIPLD, or FLUSHED.

*smax* The maximum number of jobs in setup for the specified main.

*scur* The current number of jobs in setup for the specified main.

*dmax* The maximum number of DASD devices defined on the specified main.

*dcur* The number of DASD devices on the specified main which are currently available for the mounting of devices.

*tmax* The maximum number of tape devices defined on the specified main.

*tcur* The number of tape devices on the specified main which are currently available for the mounting of devices.

#### DEFERCT=YES/NO

The current value of the DEFERCT option. This indicates whether or not JES3 is to include jobs that require only deferred mounts in the CLASS/SELECT SDEPTH counts.

#### SDEPZERO=WAIT/ERROR

The current value of the SDEPZERO parameter. This indicates whether jobs that require a tape mount, but are of a class that does not permit them, for example SDEPTH=0, should wait, for example, for a class or SDEPTH change, or be treated as if in error.

## IAT5620 • IAT5622

**System action:** JES3 processing continues.

**Operator response:** None. This is an informational message.

**Module:**

**Containing**  
IATMDIQ

**Detecting**  
IATMDIQ

**Issuing**  
IATMDIQ

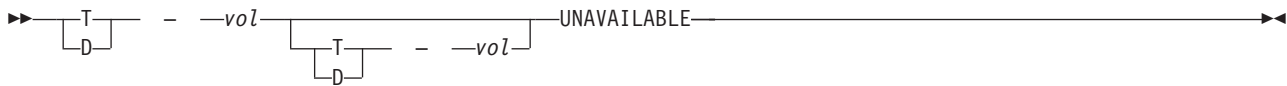
**Routing Code:** -

**Descriptor Code:** -7

---

### IAT5620

**Explanation:**

▶▶  —UNAVAILABLE—▶▶

This message, issued in response to an \*INQUIRY,S,U command, identifies the volumes that are currently unavailable. T indicates a tape volume, and D, a disk volume.

**System action:** Processing continues.

**Operator response:** None. This is an informational message.

**Module:**

**Containing**  
IATMDIQ

**Detecting**  
IATMDIQ

**Issuing**  
IATMDIQ

**Routing Code:** Note 18

**Descriptor Code:** 7

---

### IAT5622

**Explanation:**

▶▶—NO VOLUMES UNAVAILABLE—▶▶

This message, issued in response to an \*INQUIRY,S,U command, indicates that there are no volumes that have been made unavailable with the \*F,S,VU= command.

**System action:** Processing continues.

**Operator response:** None. This is an informational message.

**Module:**

**Containing**  
IATMDIQ

**Detecting**  
IATMDIQ

**Issuing**  
IATMDIQ

**Routing Code:** Note 18

**Descriptor Code:** 7

---

IAT5630**Explanation:**

```

▶▶—xxx—IS INVALID FIELD—▶▶

```

An incorrect parameter indicated by *xxx* has been specified in an \*I,S command.

**System action:** Processing continues.

**Operator response:** Reenter the command correctly.

**Module:**

Containing	Detecting	Issuing
IATMDIQ	IATMDIQ	IATMDIQ
IATMDMO	IATMDMO	IATMDMO

**Routing Code:** Note 18

**Descriptor Code:** 7

---

IAT5632**Explanation:**

```

▶▶—NO JOBS ON MDS—
      F—
      W—
      SS—
      A—
      U—
      V—
      SV—
      E—
      B—
      R—
      QUEUE—▶▶

```

This message, issued in response to an \*INQUIRY,S command, indicates that no jobs are in the designated queue. The queues shown are:

<b>F</b>	Jobs currently on MDS fetch queue
<b>W</b>	Jobs currently on the MDS WAITVOL queue
<b>SS</b>	Jobs currently on the MDS system select queue
<b>A</b>	Jobs currently on the MDS allocate queue
<b>U</b>	All unavailable volumes and jobs waiting because of unavailable volumes
<b>V</b>	Jobs waiting to be verified by setup
<b>SV</b>	Jobs currently on the MDS system verify queue.
<b>E</b>	Jobs currently on the MDS error queue
<b>B</b>	Jobs currently having their device requirements deallocated
<b>R</b>	Jobs currently on the MDS restart queue

**System action:** Processing continues.

**Operator response:** None. This is an informational message.

**Module:**

## IAT5634 • IAT5636

**Containing**  
IATMDIQ

**Detecting**  
IATMDIQ

**Issuing**  
IATMDIQ

**Routing Code:** Note 18

**Descriptor Code:** 7

---

### IAT5634

**Explanation:**

▶▶—*queue-name*—QUEUE—◀◀

This message, issued in response to an \*INQUIRY,S, {F|W|SS|A|U|V|SV|E|B|R} command, indicates the queue that was requested.

**System action:** Message IAT5636 follows.

**Operator response:** None. This is an informational message.

**Module:**

**Containing**  
IATMDIQ

**Detecting**  
IATMDIQ

**Issuing**  
IATMDIQ

**Routing Code:** Note 18

**Descriptor Code:** 7

---

### IAT5636

**Explanation:**

▶▶—JOB—*jobname* (*jobid*)—

DYN
VFYCNT=— <i>nnn</i> —

—◀◀

This message is issued in response to an \*INQUIRY,S, {F|W|SS|A|U|V|SV|E|B|R} command. If the message is listed for the V= *verify* queue, it has the verify count, which is the number of volumes yet to be mounted for the specified job. Any response ending with DYN indicates a dynamic allocation request.

**System action:** Processing continues.

**Operator response:** None. This is an informational message.

**Module:**

**Containing**  
IATMDIQ

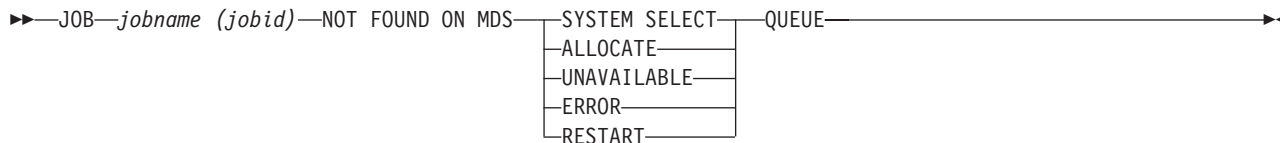
**Detecting**  
IATMDIQ

**Issuing**  
IATMDIQ

**Routing Code:** Note 18

**Descriptor Code:** 7

---

**IAT5640****Explanation:**

This message, issued in response to an \*INQUIRY,S,{SS|A|U|E|R},J=*jobno* command, indicates the job was not found to be on the indicated MDS queue.

**System action:** Processing continues.

**Operator response:** Reenter the command using the correct job number.

**Module:**

**Containing**  
IATMDIQ

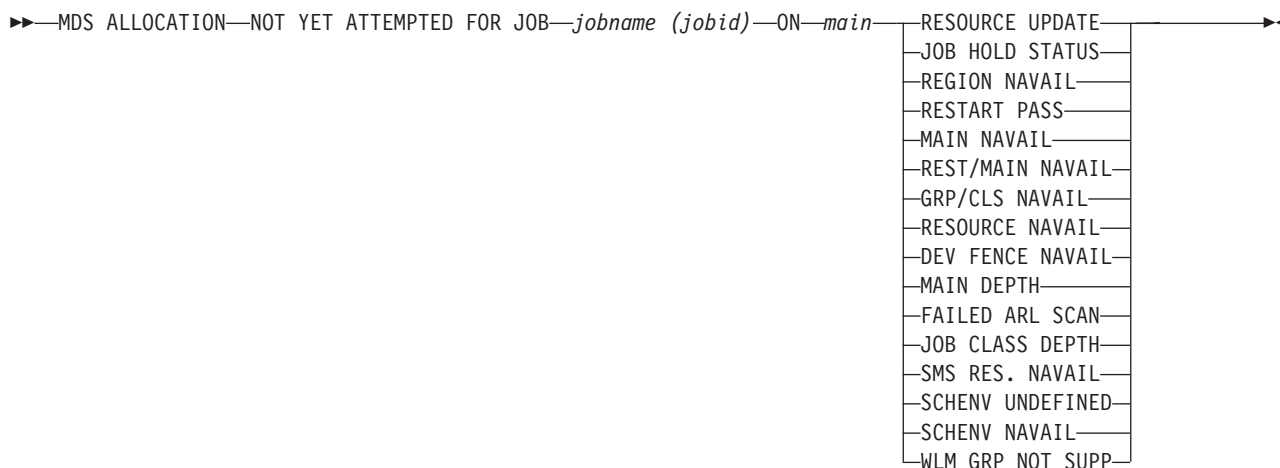
**Detecting**  
IATMDIQ

**Issuing**  
IATMDIQ

**Routing Code:** Note 18

**Descriptor Code:** 7

---

**IAT5642****Explanation:**

This message is issued in response to an \*INQUIRY,S,A,J=*jobno* command. It identifies the main processors that are eligible to run the job after fetch processing and why allocation could not be attempted for each of these mains.

**Note:** During MDS fetch processing, JES3 will limit the job to run on those systems that have access to the device types and number of devices required by the job. For example, if a job requires ten 3490 tape drives and system SY2 only has nine 3490s defined, then SY2 will not be eligible to run the job. If the job was limited to run on a certain set of systems during fetch processing, the job's JESMSGLG data set contains messages that describe why a particular system is not eligible to run the job.

**RESOURCE UPDATE**

the purpose of the last allocation scan was to update the available resource counters to include devices that were made available for allocation

**JOB HOLD STATUS**

the job is in hold status

## IAT5642

### REGION NAVAIL

the job's region requirement exceeds the maximum available region size on the specified main

### RESTART PASS

the job is not a restart job. MDS will not allocate resources to this job until MDS processes all jobs that need to be restarted. If this condition persists for an extended period of time, issue an \*I S R command to determine which jobs are restart jobs, and \*I S R J= commands to determine why the restart jobs have not been processed.

### MAIN NAVAIL

the eligible main is not connected or not online. or the main was not IPLed.

### REST MAIN NAVAIL

the job that is restarting cannot be selected on the specified main because the processor is online but not connected. Connect the specified processor or vary it offline. MDS scans for jobs that should be restarted until the processor connects or is varied offline.

### GRP/CLS NAVAIL

the GMS GROUP/CLASS required by the job was not enabled on the specified main

### RESOURCE NAVAIL

a resource (volume, device, etc.) required by the job was not available when allocation was last attempted for the job

### DEV FENCE NAVAIL

the job requires a device fence which has not yet been created

**Note:** Use the \*I S A J=*jobno* command, where *jobno* is the number of the job that JES3 creates to allocate the device fence, to determine why the device fence is not available.

### MAIN DEPTH

the setup depth on the specified main has been exceeded

### FAILED ARL SCAN

the preallocation scan indicated the job would not be able to allocate the resources the job required.

### JOBCLASS DEPTH

the job's job class depth has been exceeded on the specified main

### SMS RES. NAVAIL

SMS-managed resources are not available

### SCHENV UNDEFINED

the scheduling environment specified by the job on the SCHENV= parameter of the JOB statement is not defined in the WLM policy. This can occur when the job enters the system with a valid scheduling environment and then a new WLM policy is activated without the scheduling environment defined. Use the \*I,J=*jobno*,X command to determine the name of the scheduling environment that the job requires. You must either cancel the job, or redefine the scheduling environment to WLM and activate it using the V WLM,POLICY=*policy* command.

### SCHENV NAVAIL

the scheduling environment specified by the job on the SCHENV= parameter of the JOB statement is not available on the specified system. A scheduling environment will not be available on a particular system if its resources are not in the proper state. Use the \*I,J=*jobno*,X command to determine the name of the scheduling environment that the job uses. To display the status of the resources associated with a scheduling environment on that system, issue the following command: D WLM,SCHENV=*schenv*,SYSTEM=*main*. Then issue V WLM,RESOURCE=*resource,status* commands to change the status of the resources and cause the scheduling environment to become available.

### WLM GRP NOT SUPP

The job's group is WLM managed but the specified main does not support WLM batch initiator management. That is, JES3 is not at the OS/390 Version 2 Release 8 level.

**System action:** Processing continues.

**Operator response:** Wait until the job can be set up through normal events, such as jobs ending on a main, or take appropriate action to make the specified job eligible for main device scheduling.

**Module:**

Containing  
IATMDIQ

Detecting  
IATMDIQ

Issuing  
IATMDIQ

Routing Code: Note 18

Descriptor Code: 7

#### IAT5644

##### Explanation:

►►—MDS DETECTED THE FOLLOWING ERRORS FOR—*job no jobname*—◄◄

This message, issued in response to an \*INQUIRY,S,E,J=*jobno* command, indicates the job to which the following message IAT5646 applies.

**System action:** Message IAT5646 is issued next.

**Operator response:** None. This is an informational message.

**Module:**

Containing  
IATMDIQ

Detecting  
IATMDIQ

Issuing  
IATMDIQ

Routing Code: Note 18

Descriptor Code: 7

#### IAT5645

##### Explanation:

►►—*text*—◄◄

This message indicates the resources that MDS could not allocate for the job and main indicated in message IAT5648. *text* is one of the following:

*mmmm* **OUT OF *nnnn* REQUESTS FOR DEVICE={*devtype* | *dev*}<LIST COUNT=*nnn*>**

Indicates MDS was not able to allocate all of the devices requested by the job. *mmmm* indicates the number of devices that MDS was not able to allocate to the job, *nnnn* indicates the total number of devices the job requested. The device names or device numbers of the devices requested by the job follow DEVICE=.

LIST COUNT, if specified, indicates the number of the specified requests that contain a list of unit names in addition to the unit name specified by *devtype*. All unit names contained within unit name lists belonging to the job will be displayed in message IAT5651.

**Note:** If the resources for the job are unknown, use the \*CALL, DISPLAY, J=*jobnum* command to determine the devices required.

**THE DEVICE REQUIRED FOR SERIAL=*vol*, EXCL={YES | NO}**

MDS was unable to allocate the device required for a reserved permanently resident volume. If EXCL=YES appears in the message, the job requested exclusive use of the volume. If EXCL=NO appears in the message, the job requested shared use of the volume.

**A REQUEST FOR SERIAL=*vol*, EXCL={YES | NO}**

MDS was unable to allocate the volume to the job. If EXCL=YES appears in the message, the job requested exclusive use of the data set. If EXCL=NO appears in the message, the job requested shared use of the data set.

**A REQUEST FOR DSNAME=*dsn* ON SERIAL=*vol*, EXCL={YES | NO}**

MDS was unable to allocate the specified data set on the specified volume to the job. If EXCL=YES appears in the message, the job requested exclusive use of the data set. If EXCL=NO appears in the message, the job requested shared use of the data set.

## IAT5646

### A REQUEST FOR DSNAME=*dsn* (SMS MANAGED), EXCL={YES | NO}

MDS was unable to allocate the specified SMS-managed data set. If EXCL=YES appears in the message, the job requested exclusive use of the data set. If EXCL=NO appears in the message, the job requested shared use of the data set.

### A REQUEST FOR DSNAME=*dsn* (GDG BASE), EXCL= {YES | NO}

MDS was unable to allocate the specified GDG base data set. A job requires access to the GDG base when it allocates a data set which is a generation data group (GDG). See the *z/OS MVS JCL User's Guide* for more information about generation data groups. If EXCL=YES appears in the message, the job requested exclusive use of the GDG. If EXCL=NO appears in the message, the job requested shared use of the GDG.

**System action:** JES3 processing continues.

**Operator response:** If the job cannot wait for the resources to become available, determine if the resource required by the job are allocated to another job. Use the:

- \*I,S command to determine the status of a volume or data set
- \*I,D command to determine the status of the device

Issue the appropriate command to make the device available to the job. See *z/OS JES3 Commands* for information about the appropriate commands.

**Note:** When the text THE DEVICE REQUIRED FOR SERIAL=*vol* appears, issue the \*INQUIRY D V=*vol* command to find out where the volume is mounted. If the volume is not found, all eligible devices are not mountable. The volume is on an unattached device or does not exist. Either attach the device or correct the job.

**Module:**

**Containing**  
IATMDIQ

**Detecting**  
IATMDIQ

**Issuing**  
IATMDIQ

**Routing Code:** Note 18

**Descriptor Code:** 7

---

## IAT5646

**Explanation:**

►►—IAT5646—┌───────────┐ *message text* ───────────►  
          └── DDNAME=— *ddn* ─┘

This message, issued following message IAT5644, describes the error encountered for the indicated DD statement. The *message text* in the message can be one of the error texts explained below.

**Explanation:** JES3 was unable to read the control blocks of the job from spool because there were no available buffers.

**Explanation:** The job requested a device type which does not exist on the main where setup was last attempted. DEVTYPE identifies the device requested by the job.

**Explanation:** The UNIT parameters of the DD statements requested more devices of the specified type than exist on the main where setup was last attempted. DEVTYPE identifies the device requested by the job.

**Explanation:** The job requested a device by a specific device number, and the job is eligible for setup on more than one main.

**Explanation:** The job requested a volume in a multiple volume serial reference on the DD statement; the volume is permanently resident and cannot be demounted. Volume identifies the volume requested by the job.

**Explanation:** The job requested a permanently resident volume mounted on a device that is not defined to the last main where setup was attempted.

**Explanation:** The job requested a permanently resident volume mounted on a device that cannot be allocated using the UNIT parameter on the DD statement.

**Explanation:** A permanent JSAM I/O error occurred while setup was processing the job.



**Explanation:** Setup abended while processing the job.

**Explanation:** An error was detected while JES3 was verifying whether the volumes required by the job were mounted.

**Explanation:** No processor has access to all the SMS and MDS resources required by the job.

**Explanation:** The job requested an SMS resource to which no processor has connectivity.

**Explanation:** An error occurred in SMS during an attempt to allocate an SMS resource.

**Explanation:** An MDS subtask abended while processing a job.

**Explanation:** The job contained an SMS request to a volume that JES3 could not find in the active SMS configuration.

**System action:** JES3 processing continues.

**Operator response:** See operator response under individual error texts below.

#### NO JSAM BUFFERS AVAILABLE

**Operator response:** Use the \*RESTART SETUP command to return the job to the allocation stage. If this is a recurring problem, notify the system programmer.

**Operator response:** Determine if the:

- error is correctable
- job should be canceled or be allowed to remain on the ERROR queue

If the error is not correctable, cancel the job. If the error is correctable, the job can be run by correcting the error and restarting the job. If a warm or hot start is needed to correct the error, leave the job on the ERROR queue. When a warm or hot start is performed, JES3 tries to restart all jobs on the error queue.

#### NOT ENOUGH DEVICES AVAILABLE TO SETUP JOB [ -DEVTYPE =*devtype* | *dev*]

**Operator response:** Determine if the:

- error is correctable
- job should be canceled or be allowed to remain on the ERROR queue

If the error is not correctable, cancel the job. If the error is correctable, the job can be run by correcting the error and restarting the job. If a warm or hot start is needed to correct the error, leave the job on the ERROR queue. When a warm or hot start is performed, JES3 tries to restart all jobs on the error queue.

#### DEMAND ALLOCATION FOR UNSPECIFIED MAIN

**Operator response:** Determine if the:

- error is correctable
- job should be canceled or be allowed to remain on the ERROR queue

If the error is not correctable, cancel the job. If the error is correctable, the job can be run by correcting the error and restarting the job. If a warm or hot start is needed to correct the error, leave the job on the ERROR queue. When a warm or hot start is performed, JES3 tries to restart all jobs on the error queue.

#### MULTI VOLUME REQUEST FOR PERM/RES VOLUME [ -VOLUME = *vol*]

**Operator response:** Determine if the:

- error is correctable
- job should be canceled or be allowed to remain on the ERROR queue

If the error is not correctable, cancel the job. If the error is correctable, the job can be run by correcting the error and restarting the job. If a warm or hot start is needed to correct the error, leave the job on the ERROR queue. When a warm or hot start is performed, JES3 tries to restart all jobs on the error queue.

#### PERM/RES VOLUME NOT ON REQUIRED PROCESSOR [ -VOLUME=*vol*]

**Operator response:** Determine if the:

- error is correctable

## IAT5646

- job should be canceled or be allowed to remain on the ERROR queue

If the error is not correctable, cancel the job. If the error is correctable, the job can be run by correcting the error and restarting the job. If a warm or hot start is needed to correct the error, leave the job on the ERROR queue. When a warm or hot start is performed, JES3 tries to restart all jobs on the error queue.

**PERM/RES VOLUME NOT ON REQUIRED DEVICE** [ -VOLUME = *vol*, DEVTYPE = {*devtype* | *dev*}]

**Operator response:** Determine if the:

- error is correctable
- job should be canceled or be allowed to remain on the ERROR queue

If the error is not correctable, cancel the job. If the error is correctable, the job can be run by correcting the error and restarting the job. If a warm or hot start is needed to correct the error, leave the job on the ERROR queue. When a warm or hot start is performed, JES3 tries to restart all jobs on the error queue.

### PERMANENT JSAM I/O ERROR

**Operator response:** Determine if the:

- error is correctable
- job should be canceled or be allowed to remain on the ERROR queue

If the error is not correctable, cancel the job. If the error is correctable, the job can be run by correcting the error and restarting the job. If a warm or hot start is needed to correct the error, leave the job on the ERROR queue. When a warm or hot start is performed, JES3 tries to restart all jobs on the error queue.

### JOB QUIESCED BY MDS FAILSOFT

**Operator response:** Restart setup on the indicated job. If the failure occurs again, cancel the job.

### ERROR OCCURRED DURING VOLUME MOUNT VERIFICATION

**Operator response:** If all volumes required by the job are correct and mounted, restart setup. Otherwise, cancel the job.

### NO MAIN PROCESSOR WITH ACCESS TO SMS AND MDS RESOURCES

**Operator response:** Allow the job to run on a processor with access to the desired resources. Otherwise, contact the system programmer.

### NO PROCESSOR WITH CONNECTIVITY TO ALL SMS RESOURCES

**Operator response:** Re-configure the system if possible. Otherwise, cancel the job.

### SMS PROCESSING ERROR

**Operator response:** If the SMS problem can be fixed, restart the job through C/I in setup. Otherwise, cancel the job.

### MDS SUBTASK ABENDED WHILE PROCESSING A JOB

**Operator response:** Notify the system programmer.

**Operator response:** Notify the system programmer.

**System programmer response:** A shortage of JSAM buffers might exist in your installation. See *z/OS JES3 Diagnosis* to resolve the shortage.

**NO DEVICES AVAILABLE OF THE TYPE REQUESTED** [ -DEVTYPE = {*devtype* | *dev*}]

**System programmer response:** Check the SDUMP taken by the ESTAE exit of the subtask for the cause of the failure.

### JOB REFERENCES A VOLUME NOT IN ACTIVE SMS CONFIGURATION

**System programmer response:** If it is appropriate to add the volume to the active SMS configuration, add it and restart the job. Otherwise, cancel the job.

**Module:**

**Containing**  
IATMDDA

**Detecting**  
IATMDIQ

**Issuing**  
IATMDIQ

**Routing Code:** Note 18

**Descriptor Code:** 7

### IAT5648

**Explanation:**

▶▶—MDS FAILED TO ALLOCATE THE—FOLLOWING FOR JOB—*jobname (jobid)*—ON—*main*—▶▶

This message, issued in response to an \*INQUIRY,S,A,J=*jobno* command, indicates the job and main to which the following message (IAT5645) applies. MDS attempted to allocate a resource on the specified main.

**System action:** Message IAT5645 is issued.

**Operator response:** None. This is an informational message.

**Module:**

**Containing**  
IATMDIQ

**Detecting**  
IATMDIQ

**Issuing**  
IATMDIQ

**Routing Code:** Note 18

**Descriptor Code:** 7

### IAT5649

**Explanation:**

▶▶—THE UNITNAMES MAY BE ELIGIBLE—FOR UNITNAME REQUESTS—▶▶

This message is issued in response to an \*I S A J= command if any IAT5645 response messages specify a count of requests with a list of unit names (as indicated by the LIST COUNT= label).

**System action:** Message IAT5651 is issued next.

**Operator response:** None.

**Module:**

**Containing**  
IATMDDA

**Detecting**  
IATMDIQ

**Issuing**  
IATMDIQ

**Routing Code:** Note 18

**Descriptor Code:** 7

### IAT5651

**Explanation:**

▶▶—devtype (devtype ...)—▶▶

This message, following IAT5649, lists all unit names (devtype) contained within unit name lists for any request by the job.

**System action:** JES3 processing continues.

## IAT5652 • IAT5654

**Operator response:** If the job can not wait for its resources to become available, attempt to make available device(s) within the specified devtypes.

**Module:**

**Containing**  
IATMDDA

**Detecting**  
IATMDIQ

**Issuing**  
IATMDIQ

**Routing Code:** Note 18

**Descriptor Code:** 7

---

### IAT5652

**Explanation:**

▶▶—NO ASYNCHRONOUS I/O LIST FOUND—▶▶

The message is issued in response to either an \*INQUIRY,S,ALWIO command or a \*MODIFY,S,ALWIO=*nn* command where an asynchronous I/O list does not exist.

**System action:** The command is rejected. Processing continues.

**Operator response:** Notify the system programmer.

**Programmer response:** Control blocks are in error. The pointer to the event completion flag could not be found. Action must be taken to isolate the error.

**Module:**

**Containing**  
IATMDMO

**Detecting**  
IATMDMO

**Issuing**  
IATMDMO

**Routing Code:** Note 18

**Descriptor Code:** 7

---

### IAT5654

**Explanation:**

▶▶—ALWIO=*nn*, —INUSE=*nn*, —MAXIO=*nn*—▶▶

This message, issued in response to an \*INQUIRY,S,ALWIO command, indicates the allowed (ALWIO), current in use and maximum (MAXIO) number of I/O requests which can be processed simultaneously.

**System action:** Processing continues.

**Operator response:** None. This is an informational message.

**Module:**

**Containing**  
IATMDIQ

**Detecting**  
IATMDIQ

**Issuing**  
IATMDIQ

**Routing Code:** Note 18

**Descriptor Code:** 7

---

IAT5662

## Explanation:



JES3 issues this message in response to command \*INQUIRY,S,THWSSEP=. This message indicates the high watermark setup option with which JES3 is currently processing. The following option indicates the action JES3 takes when deciding whether to separate scratch and specific requests during HWS processing:

**IGNORE**

Specifies that JES3 not separate scratch and specific tape requests during high watermark processing.

**PREFER**

Specifies that JES3 attempt to allocate scratch and specific tape requests on separate tape drives without allocating additional devices.

**REQUIRE**

Specifies that JES3 should not allocate scratch and specific requests on the same drive, even if JES3 must allocate additional tape drives to satisfy the request.

**System action:** Processing continues.

**Operator response:** If you want to change the high watermark option, use the command \*MODIFY,S,THWSSEP=.

**Module:**

Containing	Detecting	Issuing
IATMDIQ	IATMDIQ	IATMDIQ

**Routing Code:** –

**Descriptor Code:** –7

---

## IAT5663

## Explanation:



This message is issued in response to an \*I,S,W,J=*nnnn* command to display the volumes that need to be fetched. For example, volumes that are not mounted on a device. Message IAT5664 is issued, listing the volumes that need to be mounted on a device.

**System action:** Message IAT5664 is issued listing the volumes that need to be mounted.

**Operator response:** None. This is an informational message.

**Module:**

Containing	Detecting	Issuing
IATMDIQ	IATMDIQ	IATMDIQ

**Routing Code:** Note 18

**Descriptor Code:** 7

---

## IAT5664 • IAT5672

---

### IAT5664

#### Explanation:

▶▶—*volser*—▶▶

This message is issued in response to an \*I,S,W,J=*mmmm* command to display the volumes that need to be fetched. For example, volumes that are not mounted on a device.

**System action:** Processing continues.

**Operator response:** When all of the volumes have been retrieved from the tape library, issue an \*S,S,*jobno* command to allow the job to proceed through setup processing.

#### Module:

**Containing**  
IATMDIQ

**Detecting**  
IATMDIQ

**Issuing**  
IATMDIQ

**Routing Code:** Note 18

**Descriptor Code:** 7

---

### IAT5671

#### Explanation:

▶▶—JOB—

ACTIVE IN
WAITING FOR

—SYSTEM—

SELECT
VERIFY

—PROCESSING—▶▶

JES3 issues this message in response to the \*INQUIRY,S,SS,J=*jobno* or \*INQUIRY,S,SV,J=*jobno* command. This command is used to obtain specific information about why the job is on the MDS system select or MDS system verify queue. The main device scheduler (MDS) subtask is still active on behalf of the job so no information can be obtained.

**System action:** JES3 ignores the command. Processing continues.

**Operator response:** Re-enter the command when the MDS subtask is no longer active on behalf of the job.

#### Module:

**Containing**  
IATMDDA

**Detecting**  
IATMDIQ

**Issuing**  
IATMDIQ

**Routing Code:** Note 18

**Descriptor Code:** 7

---

### IAT5672

#### Explanation:

▶▶—JOB—*jobname (jobid)*—REQUIRES UNAVAILABLE—SMS RESOURCE ON—(*main*)—▶▶

This message, issued in response to an \*INQUIRY,S,SS,J=*jobno* command, indicates that the specified job is waiting for SMS resources to become available. One IAT5672 message is issued for each main that is eligible to process the specified job, but the unavailable SMS resources may be different for each eligible processor.

**System action:** JES3 issues message IAT5673 which lists the SMS resources that are unavailable to the specified processor. JES3 processing continues.

#### Module:

Containing  
IATMDIQ

Detecting  
IATMDIQ

Issuing  
IATMDIQ

Routing Code: Note 18

Descriptor Code: 7

---

IAT5673

**Explanation:**

```

▶▶— RESOURCE NAME TYPE SMSREQSTAT— resource name—
                                     [ VOL—
                                     |   |
                                     SG— ] status—————▶
▶— ONE OF THE FOLLOWING STORAGE GROUPS— STORAGE GROUP NAME   SMSREQSTAT—————▶
▶—storage group name—status—————▶▶

```

This message describes the SMS-managed resources required by the job (specified in message IAT5672), but not currently available to the eligible processor (specified in message IAT5672). Explanations of the message text follow:

*resource name*

indicates the name of the unavailable SMS-managed resource.

**VOL|SG**

indicates whether the resource is a SMS volume (VOL) or a storage group (SG)

*status*

indicates the status that the required SMS resource should have before the job may use the resource. The possible status values follow:

**ENABLE**

An enable status is required

**ENABLE AND VOLUME**

A *storage group* enable status and an enabled and online volume in the group is required.

**QUIESCE/NEW**

Quiesce new only status is required.

**QUIESCE/NEW AND VOL**

A *storage group* quiesce new only status and an enabled and online volume in the group is required.

**DISABLE/NEW**

Disable new only status is required.

**DISABLE/NEW AND VOL**

A *storage group* disable new only status and an enabled and online volume in the group is required.

**VOLUME ENABLE**

You must enable or vary online a volume in the storage group.

**VARY VOLUME ONLINE**

The volume needs to be varied online to MVS and/or JES3.

**UNKNOWN**

The required status is not known.

*storage group name*

indicates the name of a storage group. Only one storage group in a collection is required by the job.

**System action:** JES3 processing continues.

**Operator response:** Contact the storage administrator to determine why the required SMS resources are not active. You must use the SMS commands to change the status of the unavailable SMS-managed resources. Use the JES3 \*VARY or the MVS VARY command if the volume needs to be varied online.

## IAT5674 • IAT5700

### Module:

**Containing**  
IATMDDA

**Detecting**  
IATMDIQ

**Issuing**  
IATMDIQ

**Routing Code:** Note 18

**Descriptor Code:** 7

---

### IAT5674

#### Explanation:

▶▶—DATASET IS SMS MANAGED—◀◀

This message is issued in response to a \*INQUIRY,SETUP,D=*dsn* command or a \*INQUIRY,SETUP,DE=*dsn* command. This message indicates that the requested data set is SMS-managed.

**System action:** JES3 processing continues.

**Operator response:** None. This is an informational message.

### Module:

**Containing**  
IATMDIQ

**Detecting**  
IATMDIQ

**Issuing**  
IATMDIQ

**Routing Code:** Note 18

**Descriptor Code:** 7

---

### IAT5675

#### Explanation:

▶▶—DATASET IS A GDG BASE—◀◀

This message is issued in response to an \*INQUIRY,SETUP,D=*dsn* command or a \*INQUIRY,SETUP,DE=*dsn* command. This message indicates that the requested data set is a GDG base.

**System action:** JES3 processing continues.

**Operator response:** None. This is an informational message.

### Module:

**Containing**  
IATMDDA

**Detecting**  
IATMDIQ

**Issuing**  
IATMDIQ

**Routing Code:** Note 18

**Descriptor Code:** 7

---

### IAT5700

#### Explanation:

▶▶—VOL=*vol*, —

AVAILABLE
NOT AVAILABLE
UNKNOWN TO JES3
ALREADY UNAVAILABLE

—◀◀



This message, issued in response to a \*MODIFY,S,{VA=|VU=} {T-|D-} serial command, indicates that the command was processed.

**VOL=vol {AVAILABLE|NOT AVAILABLE}**

indicates that the volume serial number was recorded or removed by the main device scheduler.

**VOL=vol UNKNOWN TO JES3**

indicates all of the following:

1. the volume is not mounted.
2. the volume is not in the VOL UNAVAILABLE table from a prior \*F,S,VU= command.
3. no user has requested the volume.

**VOL=vol ALREADY UNAVAILABLE**

indicates that the *vol* has already been removed by the main device scheduler.

**System action:** If the volume serial number was recorded, any job references to the volume causes the job to be placed in the volume unavailable queue. If it was removed, any jobs previously referencing the volume can attempt allocation.

**Operator response:** None. This is an informational message.

**Module:**

Containing	Detecting	Issuing
IATMDMO	IATMDMO	IATMDMO

**Routing Code:** Note 18

**Descriptor Code:** 7

**IAT5702**

**Explanation:**

▶▶—xxx,—IS INVALID FIELD—▶▶

An incorrect parameter indicated by *xxx* has been specified in a \*MODIFY,S command.

**System action:** Processing continues.

**Operator response:** Reenter the command correctly. See *z/OS JES3 Commands*.

**Module:**

Containing	Detecting	Issuing
IATMDMO	IATMDMO	IATMDMO

**Routing Code:** Note 18

**Descriptor Code:** 7

**IAT5706**

**Explanation:**

▶▶—dev,vol—UNLOADED ON—main—▶▶

This message, issued in response to a \*MODIFY,S,U= command, indicates that the command was processed.

**System action:** The volume which was previously mounted is available for demounting by the main device scheduler.

**Operator response:** None. This is an informational message.

**Module:**

## IAT5708 • IAT5712

**Containing**  
IATMDMO

**Detecting**  
IATMDMO

**Issuing**  
IATMDMO

**Routing Code:** Note 18

**Descriptor Code:** 7

---

### IAT5708

**Explanation:**

▶▶—*dev, vol*—NOT UNLOADED —NOT PREVIOUSLY MOUNTED—▶▶

An MVS UNLOAD command has been issued for a device which was not previously mounted.

**System action:** The MVS UNLOAD command is ignored and processing continues.

**Operator response:** None. This is an informational message.

**Module:**

**Containing**  
IATMDMO

**Detecting**  
IATMDMO

**Issuing**  
IATMDMO

**Routing Code:** Note 18

**Descriptor Code:** 7

---

### IAT5710

**Explanation:**

▶▶—JOB—*jobname (jobid)*—SENT TO MDS FOR MOUNT OF—*vol*—▶▶

This message, issued in response to a \*MODIFY,S,M= command, indicates that the command was processed.

**System action:** A mount job was created and contends for main device scheduler resources to accomplish the mount.

**Operator response:** None. This is an informational message.

**Module:**

**Containing**  
IATMDMO

**Detecting**  
IATMDMO

**Issuing**  
IATMDMO

**Routing Code:** Note 18

**Descriptor Code:** 7

---

### IAT5712

**Explanation:**

▶▶—MOUNT—*vol*—REJECTED.—*error text*—▶▶

This message, issued in response to a \*MODIFY,S,M= command, indicates the error detected while attempting to process the command. The *err* field can be one of the following:

**ALREADY MOUNTED**

the volume is currently mounted.

**MOUNT PENDING**

an MSS virtual volume mount was requested but there is already a mount request pending for that volume.

**NO DEVICES AVAILABLE OF THE TYPE REQUESTED**

the specified device is not defined for the main.

**dev IS NOT DIRECT ACCESS**

for a non-MSS mount request, the real device specified is not a direct access device

**DEVICE NUMBER dev NOT FOUND**

the specified device is not a JES3 managed device

**System action:** Processing continues.

**Operator response:** Reenter the \*MODIFY,S,M= command correctly, if necessary. See *z/OS JES3 Commands*.

**Module:**

Containing	Detecting	Issuing
IATMDMO	IATMDMO	IATMDMO

**Routing Code:** Note 18

**Descriptor Code:** 7

**IAT5714****Explanation:**

▶▶—MDS ALLOCATE=—

AUTO
MANUAL

—————▶▶

This message, issued in response to a \*MODIFY,S,AL={A|M} command, indicates that the command has been processed.

**System action:** If MANUAL was specified, all setup jobs are placed in the main device scheduler WAITVOL queue after volume fetch and do not proceed further until an \*S,S,jobno command is issued. If AUTO was specified, all subsequent jobs proceed directly to MDS allocation after volume fetch.

**Operator response:** None. This is an informational message.

**Module:**

Containing	Detecting	Issuing
IATMDMO	IATMDMO	IATMDMO

**Routing Code:** Note 18

**Descriptor Code:** 7

**IAT5716****Explanation:**

▶▶—JOB—*jobname (jobid)*—FORCED INTO MDS VERIFY—————▶▶

This message, issued in response to a \*MODIFY,S,J=,V command, indicates that the specified was forced by the operator into main device scheduler verification.

**System action:** The main device scheduler performs volume verification as if all volume mounts were satisfied.

**Operator response:** None. This is an informational message.

**Module:**

## IAT5718 • IAT5722

**Containing**  
IATMDMO

**Detecting**  
IATMDMO

**Issuing**  
IATMDMO

**Routing Code:** Note 18

**Descriptor Code:** 7

---

### IAT5718

**Explanation:**

▶▶—JOB—*jobname (jobid)*—NOT FOUND ON VERIFY QUEUE—▶▶

This message, issued in response to a \*MODIFY,S,J=*jobno*,V command, indicates that the job was not found on the MDS verify queue.

**System action:** Processing continues.

**Operator response:** Reenter the command using the correct job number.

**Module:**

**Containing**  
IATMDMO

**Detecting**  
IATMDMO

**Issuing**  
IATMDMO

**Routing Code:** Note 18

**Descriptor Code:** 7

---

### IAT5720

**Explanation:**

▶▶—SPECIFIED ALWIO COUNT EXCEEDS—MAXIO COUNT—▶▶

This message indicates that the value specified in the ALWIO parameter of the \*MODIFY,S,ALWIO=*nn* command exceeds the value specified in the MAXIO parameter of the SETPARAM initialization statement. JES3 ignores the request.

**System action:** Processing continues.

**Operator response:** None. This is an informational message.

**Module:**

**Containing**  
IATMDMO

**Detecting**  
IATMDMO

**Issuing**  
IATMDMO

**Routing Code:** Note 18

**Descriptor Code:** 7

---

### IAT5722

**Explanation:**

▶▶—ALWIO CHANGED TO=—*nn*, —INUSE=—*nn*, —MAXIO=—*nn*—▶▶

This message indicates that the value specified by the \*MODIFY,S,ALWIO=*nn* command has been accepted. The new count for the ALWIO parameter and the number of concurrent asynchronous I/O requests now being processed are shown.

**System action:** Processing continues.

**Operator response:** None. This is an informational message.

**Module:**

Containing	Detecting	Issuing
IATMDMO	IATMDMO	IATMDMO

**Routing Code:** Note 18

**Descriptor Code:** 7

#### IAT5724

**Explanation:**

▶▶—DYNAL CHECKPOINT RECORD—COULD NOT BE UPDATED—▶▶

A \*F,S,ALWIO=*nn* command was issued in an attempt to change the current number of asynchronous I/O requests that can be processed simultaneously. JES3 was unable to access the DYNAL checkpoint record. However, JES3 uses the specified value.

**System action:** Processing continues. The value specified on the ALWIO keyword is used and message IAT5722 is issued to inform the installation that the value has been accepted. The specified value will not remain in effect over a restart.

**Operator response:** After a hot or warm start, if the value specified on the ALWIO keyword is required, reenter the MODIFY command.

**Module:**

Containing	Detecting	Issuing
IATMDMO	IATMDMO	IATMDMO

**Routing Code:** Note 18

**Descriptor Code:** 7

#### IAT5726

**Explanation:**

▶▶—THWSSEP= 

IGNORE
PREFER
REQUIRE

—▶▶

This message indicates that the value specified by the \*MODIFY,S,THWSSEP= command has been accepted. The new high watermark setup option is shown. The following option indicates the action JES3 takes when deciding whether to separate scratch and specific requests during tape HWS processing:

##### IGNORE

Specifies that JES3 not separate scratch and specific tape requests during high watermark processing.

##### PREFER

Specifies that JES3 attempt to allocate scratch and specific tape requests on separate tape drives without allocating additional tape drives to satisfy the request.

**System action:** Processing continues using the new setup option.

**Operator response:** None. This is an informational message.

**Module:**

## IAT5731 • IAT5733

**Containing**  
IATMDMO

**Detecting**  
IATMDMO

**Issuing**  
IATMDMO

**Routing Code:** –

**Descriptor Code:** –7

---

### IAT5731

**Explanation:**

▶▶—JES3 CANNOT UPDATE INFORMATION FOR—DEVICE—*devnum*,—RC=—*rc*,—RSN=—*rsn*—————▶▶

IATMDCR, the JES3 configuration change exit, was in the process of updating information for a dynamic configuration change. IATMDCR used the UCBLOOK service to determine the address of a new UCB for a changed device, but the call to the UCBLOOK service did not complete successfully.

In the message text:

*devnum*

The device number of the device that IATMDCR attempted to update.

*rc* The return code from the UCBLOOK service.

*rsn*

The reason code from the UCBLOOK service.

**System action:** IATMDCR continues on to the next device in the dynamic configuration change data. Dynamic configuration change exit processing continues.

**Operator response:** Notify the system programmer.

**System programmer response:** See *z/OS MVS Programming: Authorized Assembler Services Reference SET-WTO* for an explanation of the return code and reason code from UCBLOOK. Using these return codes, search problem reporting databases for a fix for the problem. If no fix exists, contact the IBM Support Center.

**Module:**

**Containing**  
IATMDCR

**Detecting**  
IATMDCR

**Issuing**  
IATMDCR

**Routing Code:** 2, 10

**Descriptor Code:** 3

---

### IAT5733

**Explanation:**

▶▶—JES3 CONFIGURATION CHANGE EXIT FAILED,—UNKNOWN IF JES3 CONTROL BLOCKS WERE CHANGED—————▶▶

IATMDCR, the JES3 configuration change exit, abended while processing a dynamic configuration change.

**System action:** The recovery processing in IATMDCR takes an SVC dump and then ends processing. Dynamic configuration change exit processing continues.

**Operator response:** Notify the system programmer.

**System programmer response:** Since IATMDCR might not have been able to complete processing, devices involved in the dynamic configuration change that were defined to JES3 might not have had corresponding information in JES3 changed. Verify that all changes performed in the configuration change did not affect devices defined to JES3. If any were affected, or you are not sure if any were affected, return the system to the previous configuration and hot start JES3 with refresh as soon as possible.

Using information from the SVC dump taken by IATMDCR's recovery routine, search problem reporting databases for afix for the problem. If no fix exists, contact the IBM Support Center.

**Module:**

**Containing**  
IATMDCR

**Detecting**  
IATMDCR

**Issuing**  
IATMDCR

**Routing Code:** 2, 10

**Descriptor Code:** 2

**IAT5734****Explanation:**

▶▶—DEFERCT=—

YES
NO

—▶▶

JES3 issues this message in response to command \*F,S,DEFERCT=. This message indicates whether or not, based on the command just processed, JES3 is to include jobs that require only deferred mounts in CLASS/SELECT SDEPTH counts.

**System action:** Processing continues.

**Operator response:** None. This is an informational message.

**Module:**

**Containing**  
IATMDMO

**Detecting**  
IATMDMO

**Issuing**  
IATMDMO

**IAT5743****Explanation:**

▶▶—

ALL
SUMMARY

—INITIAL VERIFY RESPONSES WILL BE LOGGED—▶▶

This message is issued in response to the \*MODIFY,S,IVERMSG= command. If \*MODIFY,S,IVERMSG=ALL is specified, the command will not remain in effect if the JES3 global is restarted. Therefore, you must reissue \*MODIFY,S,IVERMSG=ALL after JES3 is restarted.

**System action:** Processing continues.

**Operator response:** None. This is an informational message.

**Module:**

**Containing**  
IATMDMO

**Detecting**  
IATMDMO

**Issuing**  
IATMDMO

**Routing Code:** —

**Descriptor Code:** —

**IAT5800****Explanation:**

▶▶—JOB—*jobname (jobid)*—PLACED ON—

MDS ERROR
MDS BREAKDOWN
THE DONE

—QUEUE BY—*xxx*—▶▶

Either the main device scheduler or MDS system resource scheduling detected an error in the indicated job.

## IAT5810

Installation exit IATUX61 determines which queue the job should be placed on. JES3 issues this message to inform the operator which queue the job was placed on. If the installation exit chooses to hold the job, the job is placed on the ERROR queue. If the installation exit places the job on the ERROR queue, the operator can issue an \*INQUIRY command to determine if the error is correctable. If the installation exit chooses to cancel the job, the job is placed on the BREAKDOWN QUEUE or the DONE QUEUE. When a job is placed on the BREAKDOWN or DONE queue, JES3 ends the processing for the job.

*xxx* indicates the main device scheduler function or MDS system resource scheduling function that placed the job on the queue. The possible main device scheduler functions are FETCH, SELECT, VERIFY, and MDS FAILSOFT.

**System action:** The errors detected by the main device scheduler or by MDS system resource scheduling will not allow the job to run. Installation exit IATUX61 determines if the job should be canceled or held on the ERROR queue to be handled by the operator.

**Operator response:** If the job is placed on the ERROR queue, use the \*INQUIRY,S,E,J=*jobno* command to determine if the:

- A** device arm response (errors only).
- B** initial verify response.
- C** SYSUNITS ACL update.
- M** volume mounted by operator.
- R** MDS message route.
- U** unload complete.
- V** vary online response.

### ACL UPDATE

indicates that JES3 detected a change in the ACL active/inactive status. In this case, the verify index (x) is blank.

*dev*

device number

*z* UCB/STATUS byte

- E** execution device
- G** global device

[S]

SMS-managed or blank

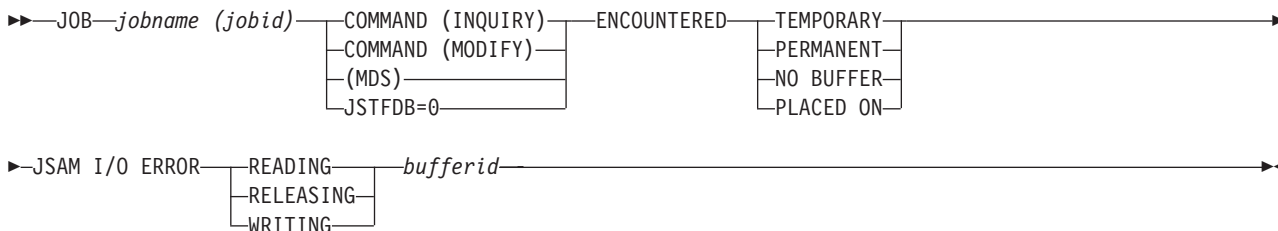
{F|S}

if vary on/off, small

---

## IAT5810

### Explanation:



A JSAM I/O error occurred during MDS processing. The meanings of the terms are:

**JOB** *jobname (jobid)*

The error occurred during the processing of the specified job.

**COMMAND (INQUIRY)**

The error occurred during the processing of a non-job-related \*INQUIRY,S command.

**COMMAND (MODIFY)**

The error occurred during the processing of a non-job-related \*MODIFY,S command.

**(MDS)**

The error occurred during non-job-related processing in the MDS module IATMDDR.



**TEMPORARY**

Normal JSAM I/O error recovery was successful.

**PERMANENT**

Normal JSAM I/O error recovery failed or was not attempted.

**NO BUFFER**

All JSAM buffers are in use. JES3 has canceled the request to read a job's JST or JVT.

**JSTFDB=0**

A previous JSAM I/O error was encountered during processing for this job. As a result, JES3 has set the JST FDB in the RESQUEUE entry to zero.

**READING or RELEASING or WRITING**

The type of I/O operation JES3 was attempting when the error occurred.

*bufferid*

The JES3 buffer identifier of the record being processed--for example, JST, JVT, RES, or VUT.

**System action:** For permanent errors not caused by hardware, JES3 takes a storage dump. For all errors except temporary errors or a non-job-related error, if the job is not executing on main, JES3 transfers it to the MDS error queue.

**Operator response:** If JES3 transferred the job to the MDS error queue--indicated by message IAT5800--issue command \*C,S,jobno to remove the job from the system. If MDS allocated resources to the job, hot start JES3 to release those resources.

**Programmer response:** If permanent I/O errors occur frequently, reallocate and reformat the spool data sets.

**Problem determination:** See Table I, item 13; and Table III, items 3, 4, and 22.

**Module:****Containing**

IATMDDA

**Detecting**

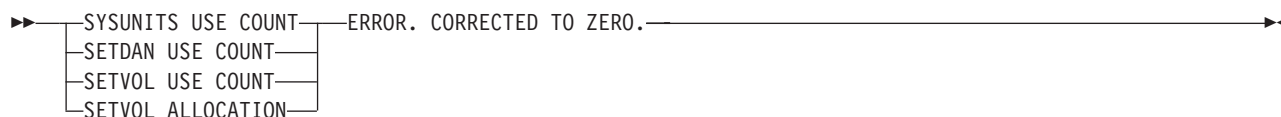
IATMDSB

**Issuing**

IATMDSB

**Routing Code:** Note 17

**Descriptor Code:** 7

**IAT5830****Explanation:**

The indicated count became negative while processing a deallocation request for the dynamic allocation file control table (DYNAL FCT).

**System action:** The count is set to zero. Processing continues.

**Operator response:** None. This is an informational message.

**Module:****Containing**

IATYDYN

IATYDYN

**Detecting**

IATDYDR

IATMDSB

**Issuing**

IATDYSB

IATDYSB

**Routing Code:** 10

**Descriptor Code:** 7

## IAT5900 • IAT5912

---

### IAT5900

#### Explanation:

▶▶—JOB—*jobname* (*jobid*)—SENT TO MDS FOR CATALOG SETUP—▶▶

The indicated job requires the use of a private catalog whose access is controlled by MDS. Following the setup, the job proceeds in converter/interpreter processing.

**System action:** Processing continues.

**Operator response:** None. This is an informational message.

#### Module:

Containing	Detecting	Issuing
IATMDDA	IATMDSB	IATMDSB

**Routing Code:** Note 17

**Descriptor Code:** 7

---

### IAT5910

#### Explanation:

▶▶—JOB—*jobname* (*jobid*)—ALLOCATING DEVICE POOL FOR —

GROUP— <i>group</i>
NETID— <i>djnet</i>

—▶▶

The indicated job is attempting to dedicate devices for the area specified. The identified area and name may be either GROUP and a job class group name, or NETID and a dependent job control network name.

**System action:** Processing continues.

**Operator response:** None. This is an informational message.

#### Module:

Containing	Detecting	Issuing
IATMDDA	IATMDSB	IATMDSB

**Routing Code:** Note 17

**Descriptor Code:** 7

---

### IAT5912

#### Explanation:

▶▶—DEVICE POOL FOR —

GROUP— <i>group</i>
NETID— <i>djnet</i>

—HAS BEEN ALLOCATED—▶▶

Device allocation has been accomplished. Allocation is for GROUP, where *group* is the group name, or for NETID, where *djnet* is the dependent job control network name.

**System action:** Processing continues.

**Operator response:** None. This is an informational message.

#### Module:

Containing	Detecting	Issuing
IATMDMO	IATMDSL	IATMDSL

Routing Code: Note 13

Descriptor Code: 7

---

IAT5914

## Explanation:

▶▶ THE DEVICE POOL FOR 

GROUP	— <i>group</i>
NETID	— <i>djnet</i>

 HAS BEEN DEALLOCATED

The devices dedicated to the pool have been released. Deallocation is for GROUP, where *group* is the group name, or for NETID, where *djnet* is the dependent job control network name.

**System action:** The devices are made available to other allocations.

**Operator response:** None. This is an informational message.

## Module:

**Containing**  
IATMDDA

**Detecting**  
IATMDSB

**Issuing**  
IATMDSB

Routing Code: Note 17

Descriptor Code: 7

---

IAT5918

## Explanation:

▶▶ *main*—JES3Vxy.— *dev*, *z*, 

W	,	E	,	F	,	S
R		G		S		S

—*verify description*

This message is written to the hard-copy message log each time a verify response message is received and processed by MDS. The *main* sends the verify response message. JES3V indicates a copy of the verify response message from an MVS processor described as follows:

**x, verify descriptions**

1 character, 0-F, or a blank (X'40'), corresponding to the following verify descriptions:

- 0 - xxxxxx VERIFIED**  
volume xxxxxx has completed MDS verification.
- 1 - xxxxxx,L MOUNTED**  
volume xxxxxx is mounted on the indicated device (L is label type).
- 2 - UNIT NOT READY**  
the device is not ready.
- 3 - NO RESPONSE**  
no response has been received from MDS verify on the main.
- 4 - VERIFY TIMEOUT**  
a timeout occurred during execution of a channel program.
- 5 - NON-EXISTENT DEV**  
there is no unit control block (UCB) for the indicated device.
- 6 - PERM I/O ERROR**  
a permanent I/O error has occurred on the indicated device.
- 7 - VOLID READ ERROR**  
an error was encountered reading the volume label.

## IAT5918

- 8 - xxxxxx ALLOCATED**  
device xxxxxx is allocated with this volume.
- 9 - DUPLICATE VOLID**  
the indicated volume serial number is in use on another device.
- A - xxxxxx OFFLINE**  
device xxxxxx is offline but contains a permanently resident volume.
- B - RESTART COMPLETE**  
end of initial verifies (during connect).
- D - NO PATHS AVAIL**  
the device is offline to MVS.
- E - EXPR DATE ERROR**  
the expiration date has not yet been reached.
- F - TAPE LOAD CHECK**  
a load check error has occurred.

### y source of the verify request

- A** device arm response (errors only).
- B** initial verify response.
- C** SYSUNITS ACL update.
- M** volume mounted by operator.
- R** MDS message route.
- U** unload complete.
- V** vary online response.

### ACL UPDATE

indicates that JES3 detected a change in the ACL active/inactive status. In this case, the verify index (x) is blank.

*dev*

device number

*z* UCB/STATUS byte

- P** MVS permanently resident
- M** MVS mounted
- blank** removable

**{W|R}**

write/read access or blank.

**{E|G}**

if vary on/off,

- E** execution device
- G** global device

**[S]**

SMS-managed or blank

**{F|S}**

if vary on/off,

- F** assign/vary failed
- S** assign/vary succeeded

**System action:** Processing continues.

**Operator response:** None. This is an informational message.

**Module:**

**Containing**  
IATMDDR

**Detecting**  
IATLVVR

**Issuing**  
IATMDDR

**Routing Code:** Note 13

**Descriptor Code:** 7

**IAT5919****Explanation:**

▶▶—*nnnnn*—INITIAL VERIFY RESPONSES—RECEIVED FROM—*main*—▶▶

This message is written to the hardcopy message log (MLOG) each time 100 initial verify response messages are received and processed by MDS. This message is also issued at the end of the initial verify processing with the final count of messages received.

**System action:** Processing continues.

**Operator response:** None. This is an informational message.

**Module:**

**Containing**  
IATMDDA

**Detecting**  
IATMDDR

**Issuing**  
IATMDDR

**Routing Code:** –

**Descriptor Code:** –



---

## Chapter 11. Input Service Messages

---

### IAT6100

#### Explanation:

```
▶▶ (—jobid1—) JOB—jobname—(jobid2), —PRTY=—nnn, —ID=—userid—
    (DEMSEL)                                [UNKNOWN] [HOLD]
▶▶
[NET-ID=—djnet] [SUB=—jobid]
```

The job specified by JOB *jobname* (*jobid2*) has been read into the system by input service. This message indicates input service is processing the job. If *jobid1* appears in the message, it identifies the job number assigned to one of the following DSPs:

- CR - card reader DSP
- TR - tape reader DSP
- DR - disk reader DSP
- INTRDR - internal reader DSP

If DEMSEL appears in the message, the job was a demand select job. If the job is a DJC job, the dependent job control network name is specified by the NET-ID.

ID= specifies the job owner.

If HOLD is specified, the job is held.

If the job was submitted through the internal reader, SUB= will specify the job id of the submitting job.

**System action:** Processing continues.

**Operator response:** None. This is an informational message.

#### Module:

**Containing**  
IATISEN

**Detecting**  
IATISEN

**Issuing**  
IATISEN

**Routing Code:** 41

**Descriptor Code:** -

---

### IAT6102

#### Explanation:

```
▶▶—//*PROCESS DJC CARD PRESENT WITHOUT—A //*NET CARD.—▶▶
```

A //\*PROCESS DJC or DJCPROC statement has been found in a job's JCL without a //\*NET STATEMENT.

**System action:** JES3 flushes the job.

**Operator response:** Notify the system programmer.

**Programmer response:** Correct the JCL and resubmit the job.

#### Module:

## IAT6103 • IAT6105

**Containing**  
IATISEN

**Detecting**  
IATISEN

**Issuing**  
IATISEN

**Routing Code:** 10

**Descriptor Code:** 7

---

### IAT6103

**Explanation:**

▶▶—NON-STANDARD DJC JOB MISSING—THE `/**PROCESS DJC CONTROL CARD`—▶▶

A `/**PROCESS DJCPROC` or DJC control statement must be included in the JCL for nonstandard DJC jobs.

**System action:** JES3 flushes the job.

**Operator response:** Notify the system programmer.

**Programmer response:** Correct and resubmit the job.

**Module:**

**Containing**  
IATISEN

**Detecting**  
IATISEN

**Issuing**  
IATISEN

**Routing Code:** 10

**Descriptor Code:** 7

---

### IAT6104

**Explanation:**

▶▶—RELSCHCT PARAMETER SPECIFIED FOR A—NON-STANDARD DJC JOB—▶▶

The RELSCHCT parameter may not be specified for nonstandard DJC jobs.

**System action:** JES3 flushes the job.

**Operator response:** Notify the system programmer.

**Programmer response:** Correct and resubmit the job.

**Module:**

**Containing**  
IATISEN

**Detecting**  
IATISEN

**Issuing**  
IATISEN

**Routing Code:** 10

**Descriptor Code:** 7

---

### IAT6105

**Explanation:**

▶▶—WARNING: UPDATE=PARAMETER IGNORED—BECAUSE JOB HAS NO MAIN SE—▶▶

An UPDATE= parameter was specified on a `/**MAIN` statement, but the job does not have a MAIN SE.

**System action:** UPDATE= is ignored, and normal job processing continues.

**Operator response:** Notify the system programmer.



**Programmer response:** Correct and resubmit the job.

**Module:**

Containing	Detecting	Issuing
IATISEN	IATISEN	IATISEN

**Routing Code:** 10

**Descriptor Code:** 7

#### IAT6107

**Explanation:**

▶▶—JOB—(*jobname*),—NET-ID=—*djnet*—HAS FAILED IN INPUT SERVICE—▶▶

This message informs the operator that the indicated DJC job has failed in input service. An error message is in JESYSMSG or logged on the operator's console. DJC jobs not present in the system may cause a DJC network to be suspended from processing.

**System action:** JES3 flushes the job.

**Operator response:** Notify the system programmer.

**Programmer response:** Correct the error noted in the error message, and resubmit the job.

**Module:**

Containing	Detecting	Issuing
IATISEN	IATISEN	IATISEN

**Routing Code:** 10

**Descriptor Code:** 7

#### IAT6108

**Explanation:**

▶▶—JOB—*jobname (jobid) text*,—NOTIFY NOT SENT, NO PATH—▶▶

A TSO-submitted job specifying NOTIFY has ended. The text may be:

#### **FAILED BY INPUT SERVICE**

errors were found in the job's JCL.

**System action:** Processing continues.

**Operator response:** None. This is an informational message.

**Routing Code:** Note 7

**Descriptor Code:** 7

**Module:**

Containing	Detecting	Issuing
IATGRJS	IATGRJS	IATGRJS
IATISEN	IATISEN	IATISEN

#### **FAILED BY SECURITY CHECK**

indicates the job has failed verification of user identification during input service.

## IAT6108

### Module:

Containing	Detecting	Issuing
IATGRJS	IATGRJS	IATGRJS
IATISEN	IATISEN	IATISEN

### FAILED BY OPERATOR

the operator canceled the specified job

### Module:

Containing	Detecting	Issuing
IATGRJS	IATGRJS	IATGRJS

### FAILED BY USER

the TSO user canceled the specified job

### Module:

Containing	Detecting	Issuing
IATGRJS	IATGRJS	IATGRJS

### FAILED BY INTERPRETER

errors were found in the job's JCL

### Module:

Containing	Detecting	Issuing
IATGRJS	IATGRJS	IATGRJS

### ENDED, COMP CODE=ZERO

indicates that the job has ended normally. The word 'ZERO' appears as the completion code.

### Module:

Containing	Detecting	Issuing
IATGRJS	IATGRJS	IATGRJS

### ENDED, DUE TO SYSTEM IPL

indicates that the job was active in MVS when an IPL of the MVS system was performed. The JES3 failure option (CANCEL, HOLD, or PRINT) is taken for the job.

### Module:

Containing	Detecting	Issuing
IATGRJS	IATGRJS	IATGRJS

### FAILED BY INITIATOR

**JOB** *jobname (jobid)* **STEP=***stepname*, **PROC=***procedure stepname*

errors were found in the job's JCL at initiation time

### Module:

Containing	Detecting	Issuing
IATGRJS	IATGRJS	IATGRJS

### ENDED, COMP CD=Snnn|Unnnn

**JOB** *jobname (jobid)* **STEP=***stepname*, **PROC=***procedure stepname*

indicates that the job has ended either with a system or user abend. If either code is zero, then an application program has issued an abend with a completion code of 0000.

**Module:**

Containing	Detecting	Issuing
IATGRJS	IATGRJS	IATGRJS

**ENDED, COND=code****JOB** *jobname (jobid)* **STEP=stepname**, **PROC=procedure stepname**

the job ended because the job step returned a condition code which satisfied the COND parameter specified on the JOB statement

**STEP=stepname**

Indicates one of the following:

- If a procedure was not called, stepname is the name of the failing job step.
- If a procedure was called, stepname is the name of the job step that called the failing procedure.
- If the job ended while starting, information is not available yet and N/A is displayed.

**PROC=procedure stepname**

Indicates one of the following:

- If a procedure was not called, there is no procedure stepname and NONE is displayed.
- If a procedure was called, procedure stepname is the name of the failing procedure step.
- If the job ended while starting, information is not available yet and N/A is displayed.

**Module:**

Containing	Detecting	Issuing
IATGRJS	IATGRJS	IATGRJS

**NOTIFY NOT SENT, NO PATH**

indicates that no CTC path is currently available to the main; the user could not be notified.

**Module:**

Containing	Detecting	Issuing
IATGRJS	IATGRJS	IATGRJS

**Note:** Do not confuse the completion code with the condition code. See *z/OS MVS JCL Reference*.

**Module:**

Containing	Detecting	Issuing
IATGRJS	IATGRJS	IATGRJS

**ENDED, MAXCC=nnnn**

indicates that the job has ended normally. *nnnn* is the highest return code from any job step within the job.

**IAT6109****Explanation:**

▶▶—INPUT SERVICE FAILED PROCESSING JOB—JOB—(*jobname*),—ANY REMAINING JOBS IN BATCH ARE LOST—▶▶

While processing job (*jobname*), an abnormal condition caused input service to enter the failsoft routine. The remaining jobs in the batch are lost.

**System action:** JES3 ends input service and flushes the remaining jobs in the batch. JES3 continues processing.

**Operator response:** Notify the system programmer.

**Programmer response:** See *z/OS JES3 Diagnosis* for a description of the dump code returned by the failsoft routine.

**Module:**

## IAT6110 • IAT6113

**Containing**  
IATISDV

**Detecting**  
IATISDV

**Issuing**  
IATISDV

**Routing Code:** 10

**Descriptor Code:** 7

---

### IAT6110

**Explanation:**

▶▶—ERROR, DUPLICATE DDNAME—▶▶

A duplicate ddname has been detected on the `//*DATASET` control statement; ddnames must be unique within a job step.

**System action:** JES3 flushes the job.

**Programmer response:** Correct the ddname, and resubmit the job.

**Module:**

**Containing**  
IATISDS

**Detecting**  
IATISDS

**Issuing**  
IATISDS

**Routing Code:** Note 19

**Descriptor Code:** –

---

### IAT6111

**Explanation:**

▶▶—JES3 CONTROL STATEMENT NOT VALID—JOB FLUSHED—▶▶

A JES3 control statement was coded beginning with one slash instead of two. For example, `/*MAIN` instead of `//*MAIN`. Your installation has chosen to disallow this format.

**System action:** The system cancels the job if `JOB FLUSHED` appears in the message. Otherwise, the statement is ignored.

**Programmer response:** Change the JCL to use the standard JES3 control statement format (`//*` in columns 1–3) and resubmit the job.

**Module:**

**Containing**  
IATISJN  
IATISLG  
IATISPR

**Detecting**  
IATISJN  
IATISLG  
IATISPR

**Issuing**  
IATISJN  
IATISLG  
IATISPR

---

### IAT6113

**Explanation:**

▶▶—ERROR, INVALID CLASS.—▶▶

An incorrect class has been detected on the `//*DATASET` statement.

**System action:** JES3 flushes the job.

**Operator response:** Notify the system programmer.

**Programmer response:** Correct the class and resubmit the job.

**Module:**

Containing	Detecting	Issuing
IATISDS	IATISDS	IATISDS

**Routing Code:** Note 19

**Descriptor Code:** –

### IAT6115

**Explanation:**

▶▶— JOB FLUSHED DUE TO — /\*DEL STATEMENT —————▶▶

A /\*DEL record was found by input service, indicating the job should be flushed.

**Note:** JES3 will generate a /\*DEL record if a job that submits a job abends.

**System action:** JES3 flushes the job.

**Operator response:** None. This is an informational message.

**Module:**

Containing	Detecting	Issuing
IATISEN	IATISJL	IATISEN
IATISNJ	IATISNJ	IATISNJ

**Routing Code:** Note 19

**Descriptor Code:** –

### IAT6116

**Explanation:**

▶▶—JES3 CONTROL STATEMENT FOUND—IN DEMAND SELECT JCL. JOB FLUSHED.—▶▶

A JES3 control statement was found in the input stream for a demand select job. The control statement appears in the JESMSG LG data set.

**System action:** JES3 cancels the demand select job.

**Operator response:** Notify the system programmer.

**Programmer response:** Remove the JES3 control statement from the JCL for the demand select job and resubmit the job or command that uses the JCL.

**Module:**

Containing	Detecting	Issuing
IATISLG	IATISLG	IATISLG

**Routing Code:** 10

**Descriptor Code:** 7

## IAT6117 • IAT6119

---

### IAT6117

#### Explanation:

▶▶—INPUT DATA LENGTH ERROR—JOB FLUSHED.—▶▶

An input record, not in an input data set, is other than 80 bytes long.

**System action:** JES3 flushes the job.

**Programmer response:** Correct the input record, and resubmit the job.

#### Module:

Containing	Detecting	Issuing
IATISLG	IATISLG	IATISLG

**Routing Code:** Note 19

**Descriptor Code:** –

---

### IAT6118

#### Explanation:

▶▶—*nn*—CARDS FLUSHED—  
                  └—BEFORE JOB CARD FOUND—┘▶▶

A number of statements, indicated by *nn*, was either read by input service before the first JOB statement was read or was between JOB statements of a batch.

**System action:** JES3 ignores these statements.

**Programmer response:** Determine the validity of the input stream and resubmit any jobs in error.

#### Module:

Containing	Detecting	Issuing
IATISLG	IATISLG	IATISLG

**Routing Code:** Note 7

**Descriptor Code:** 7

---

### IAT6119

#### Explanation:

▶▶—INVALID JOBNAME —(BINARY ZEROES) ENCOUNTERED — —FLUSHING TO NEXT JOB —▶▶

▶—CARD OR END OF FILE —▶▶

A job name was not specified on the job's JCL statement. The job name must be 1-8 alphabetic or national characters.

**System action:** The job is discarded and JES3 starts processing the next job.

**Operator response:** None. This is an informational message.

**User response:** Correct the JOB statement to include a job name.

#### Module:

Containing	Detecting	Issuing
IATISLG	IATISLG	IATISLG

**Routing Code:** Note 7

**Descriptor Code:** 7

#### IAT6120

**Explanation:**

▶— ERROR ENCOUNTERED —IN PROCESSING — FORMAT CARD —▶

A `//*FORMAT` statement in the job's JCL is incorrect.

**System action:** JES3 flushes the job.

**Programmer response:** Correct and resubmit the job. See the control card section of *z/OS MVS JCL Reference*.

**Module:**

Containing	Detecting	Issuing
IATISFR	IATISFR	IATISFR

**Routing Code:** Note 19

**Descriptor Code:** –

#### IAT6121

**Explanation:**

▶—DESTINATION DEVICE HAS INVALID—DEVICE TYPE—▶

The `DEST=` parameter specified on the `//*FORMAT` statement conflicts with the first parameter (PR, or PU).

**System action:** The job is scheduled for the interpreter and output service segment, and then the job is purged.

**Programmer response:** Correct and resubmit the job.

**Module:**

Containing	Detecting	Issuing
IATISFR	IATISFR	IATISFR

**Routing Code:** Note 19

**Descriptor Code:** –

#### IAT6122

**Explanation:**

▶—EXPECTED `//*FORMAT` —STATEMENT CONTINUATION — NOT FOUND. JOB FLUSHED. —▶

The `//*FORMAT` statement indicates that it is to be continued, but no continuation statement was found.

**System action:** JES3 flushes the job.

**Programmer response:** Correct the `//*FORMAT` statement and resubmit the job.

**Module:**

Containing	Detecting	Issuing
IATISLG	IATISLG	IATISLG

## IAT6124 • IAT6125

**Routing Code:** Note 19

**Descriptor Code:** –

---

### IAT6124

**Explanation:**

▶▶—INVALID STATEMENT BEFORE 

XMIT	STATEMENT. JOB FLUSHED.
ROUTE	

—'error text'—▶▶

While processing the job stream, input service encountered an // XMIT statement or // \*ROUTE statement after an MVS JCL control statement. The XMIT or ROUTE statement must appear immediately after the JOB statement or any // \*NETACCT statements. The possible *error texts* are:

- NETWORK JOB FLUSHED

JES3 flushes the network job that the user submitted to be transmitted. Any JCL after the delimiter is processed.

- ENTIRE JOB STREAM FLUSHED

If a // \*ROUTE statement is used, JES3 flushes the network job until it reaches another JOB statement. If a XMIT statement is used, JES3 flushes the network job until the end-of-file is reached.

**System action:** Depending on the type of statement used to transmit the user's data, JES3 flushes the indicated portion of the network job. JES3 processing continues.

**User response:** Correct the job so that a XMIT or ROUTE statement is placed immediately after the JOB or NETACCT statements.

**Module:**

**Containing**  
IATISJN

**Detecting**  
IATISJN

**Issuing**  
IATISJN

**Routing Code:** Note 19

**Descriptor Code:** –

---

### IAT6125

**Explanation:**

▶▶—ROUTE STATEMENT SYNTAX ERROR.—NETWORK JOB FLUSHED—▶▶

JES3 was able to identify the // \*ROUTE statement but input service cannot parse the parameters on the statement because of syntax errors.

**System action:** JES3 flushes the network job until the next recognizable JOB statement or an end-of-file is reached.

**User response:** Correct the // \*ROUTE statement so that it meets the syntax rules. See the *z/OS MVS JCL Reference* for the rules on coding the // \*ROUTE statement.

**Module:**

**Containing**  
IATISJN

**Detecting**  
IATISJN

**Issuing**  
IATISJN

**Routing Code:** Note 19

**Descriptor Code:** –



---

**IAT6126****Explanation:**

▶▶—XMIT STATEMENT SYNTAX ERROR.—'error text'—EC=—decrc—RC=—decrc—————▶▶

JES3 was able to identify the // XMIT statement but syntax errors prevented input service from processing the parameters on the statement. The possible error texts are:

- NETWORK JOB FLUSHED

JES3 flushes the network job that the user submitted to be transmitted. Any JCL after the job delimiter is processed.

- ENTIRE JOB STREAM FLUSHED

JES3 flushes the network job stream until the end-of-file is reached.

**System action:** JES3 flushes the indicated portion of the network job stream. JES3 processing continues. The error and reason codes are:

**Error Code****Meaning**

00	the XMIT statement has a syntax error.
04	the DEST= keyword is incorrectly specified on the XMIT statement.
08	the DLM= keyword is incorrectly specified on the XMIT statement.
12	the SUBCHARS= keyword is incorrectly specified on the XMIT statement.

**Reason Code****Meaning**

00	no keyword is specified.
04	an incorrect keyword is specified.
08	the XMIT statement contains a continuation error.
12	the DEST= keyword is not specified.
16	there are duplicate keywords.
20	the value on the specified keyword is not the correct length.
24	the value on the specified keyword extends into the continuation boundary.
28	the second special character is missing.
32	the special character is not in quotes.

**User response:** Correct the syntax of the XMIT statement. See the *z/OS MVS JCL Reference* document.

**Module:****Containing**

IATISJN

**Detecting**

IATISJN

**Issuing**

IATISJN

**Routing Code:** Note 19

**Descriptor Code:** –

---

**IAT6127****Explanation:**

▶▶—EOF CONDITION BEFORE XMIT DELIMITER—FOUND. ALL JOBS ARE FLUSHED—————▶▶

JES3 was unable to locate the delimiter defined on the XMIT statement and the end-of-file indicator was reached.

## IAT6128 • IAT6130

**System action:** JES3 purges jobs found after the XMIT statement until an end-of-file (EOF) condition is reached.

**Operator response:** If the job stream is read from a card reader, resubmit each job separately. This will isolate the job that does not have a corresponding delimiter. When the job without a delimiter is located, notify the user and inform the user a correct delimiter needs to be included with the job.

**User response:** Resubmit the job with a delimiter.

**Module:**

Containing	Detecting	Issuing
IATISLG	IATISLG	IATISLG

**Routing Code:** Note 19

**Descriptor Code:** –

---

### IAT6128

**Explanation:**

▶▶—CARD IS CONTINUED AS COMMENT - *text*—▶▶

JES3 treats the specified *text* as the continuation of the comment field of the previous card.

**System action:** Processing continues.

**Programmer response:** If the job is processing correctly, this is an informational message.

If the job is flushed or not processing correctly, check to make sure the cards are continued properly. Correct any errors and resubmit the job.

**Module:**

Containing	Detecting	Issuing
IATISLG	IATISLG	IATISLG

---

### IAT6129

**Explanation:**

▶▶—INVALID CONTINUATION RECEIVED —'*text*'—▶▶

JES3 was processing a card that was to be continued. The next card to be processed has a label in the name field and is not a valid continuing card.

**System action:** JES3 flushes the job.

**Programmer response:** Check to make sure the cards are continued properly. Correct any errors and resubmit the job.

**Module:**

Containing	Detecting	Issuing
IATISLG	IATISLG	IATISLG

---

### IAT6130

**Explanation:**

▶▶—ERROR IN PROCESSING JOB CARD.—CHECK JOB CARD AND RESUBMIT JOB—▶▶

An error has been detected in the JOB statement.

**System action:** The job is scheduled for the interpreter and output service segment, and then the job is purged.

**Programmer response:** Correct and resubmit the job.

**Module:**

Containing	Detecting	Issuing
IATISJB	IATISJB	IATISJB
IATISEN	IATISEN	IATISEN

**Routing Code:** Note 19

**Descriptor Code:** –

### IAT6131

**Explanation:**

►► ~~*parm* IS INVALID *keyword*~~ ◀◀

The specified parameter value *parm* is not a valid keyword. In the message text, *keyword* is one of the following:

- PRIORITY
- CLASS
- MSGCLASS
- TYPRUN
- PERFORM
- PASSWORD

**System action:** JES3 flushes the job. (JES3 does not flush the job if the parameter value is not valid for keyword CLASS and is overridden by a JES3 `//*MAIN` statement CLASS parameter.)

**Programmer response:** If necessary, correct the JOB statement and resubmit the job.

**Module:**

Containing	Detecting	Issuing
IATISJB	IATISJB	IATISJB

**Routing Code:** Note 19

**Descriptor Code:** –

### IAT6132

**Explanation:**

►► ~~DUPLICATE PASSWORD PARAMETER~~ ◀◀

A duplicate password parameter on a job statement was found.

**System action:** JES3 flushes the job.

**Operator response:** Notify the system programmer.

**Programmer response:** Ensure that the job statement is correct and resubmit the job.

**Module:**

Containing	Detecting	Issuing
IATISJB	IATISJB	IATISJB

## IAT6133

**Routing Code:** Note 19

**Descriptor Code:** –

---

IAT6133

**Explanation:**

▶▶—JOB CARD INVALID,—*text*—————▶▶

An error was found processing the JOB JCL statement. The *text* describing the error can be one of the following:

**CLOSING QUOTE MISSING**

indicates that an opening quote (") was found, but the closing quote was not found.

**CONTINUATION NOT RECEIVED**

the JOB JCL statement was coded to be continued, but the continuation statement was not found.

**INVALID CONTINUATION**

the JOB JCL statement was coded to be continued, but the following statement did not conform to the continuation syntax.

**JOB CARD NOT FOUND**

the character string 'JOB' was not found.

**FIRST CHARACTER OF THE JOBNAME IS NUMERIC**

indicates that the first character of the JOBNAME was not alphabetic or national. JES3 forces the JOBNAME to be FAIL*nnnn*, where *nnnn* is the number assigned to the job.

**JOBNAME IS NOT ALPHAMERIC OR NATIONAL**

indicates that the JOBNAME does not consist of 1-8 alphameric and national(#,@,\$) characters. JES3 forces the JOBNAME to be FAIL*nnnn*, where *nnnn* is the number assigned to the job.

**PASSWORD IS TOO LONG**

Indicates that a password was found that is longer than eight characters.

**ACCOUNTING INFORMATION IS TOO LONG**

The accounting information parameter on the JOB JCL statement is longer than the allowable 142 characters.

**NO CLASS SPECIFIED**

Indicates that a job class was not specified on the CLASS= parameter.

**CLASS NAME IS TOO LONG**

Indicates that the job class specified on the CLASS= parameter was too long.

**SYSTEM AND SYSAFF NOT ALLOWED**

Only one occurrence of SYSTEM or SYSAFF can be specified.

**SYSTEM OR SYSAFF PARAMETER ERROR**

Indicates that one or more parameters specified for SYSTEM or SYSAFF are incorrect. Either the syntax is incorrect or a system name is not valid.

**System action:** JES3 flushes the job.

**Programmer response:** Correct the JOB statement and resubmit the job.

**Module:**

**Containing**  
IATISJB

**Detecting**  
IATISJB

**Issuing**  
IATISJB

**Routing Code:** Note 19

**Descriptor Code:** –

---

**IAT6134****Explanation:**

▶▶—JOB—(*jobid*)—JOBNAME—INVALID— *ffffff*—SUBSTITUTED—▶▶

The JOBNAME on the JCL JOB statement could not be processed. The first character of the JOBNAME entered was numeric or the JOBNAME entered did not consist of 1 to 8 alphameric or national (#,@,\$) characters.

**System action:** JES3 replaces the incorrect jobname with the characters *ffffff*. These characters consist of the job number left padded with zero prefixed with FAL if the job number is 99999 or less, otherwise it is prefixed by F. For example, for job number 314 the job name FAL00314 is used, and for job number 159265 the job name F0159265 is used.

**Operator response:** If the message is the result of an MVS START command, issue the START command again with the correct procedure name.

**Programmer response:** Correct the JOBNAME on the JOB statement and resubmit the job.

**Module:**

Containing	Detecting	Issuing
IATISJB	IATISJB	IATISJB

**Routing Code:** Note 7,Note 19

**Descriptor Code:** 7

---

**IAT6135****Explanation:**

▶▶—JOB—*jobname* (*jobno*)—EXPRESS CANCELED BY INPUT SERVICE—▶▶

JES3 canceled the specified job from the system because of an error with the programmer or accounting information on the job's job statement.

**System action:** JES3 cancels the job and prints the canceled job. JES3 processing continues.

**Operator response:** None. This is an informational message.

**User response:** Check the programmer and accounting information on the job statement. Correct the information on the job statement and resubmit the job.

**Module:**

Containing	Detecting	Issuing
IATISJB	IATISJB	IATISJB
IATISEN	IATISEN	IATISEN

**Routing Code:** Note 7

**Descriptor Code:** 7

---

**IAT6136****Explanation:**

▶▶—JES3 CONTROL STATEMENT CONTINUATION—CONTINUATION NOT VALID—JOB FLUSHED—▶▶

A continuation of a JES3 control statement was coded beginning with one slash instead of two. Your installation has chosen to disallow this format.

**System action:** The system cancels the job if JOB FLUSHED appears in the message. Otherwise, the continuation is

## IAT6139 • IAT6140

ignored, and any other continuations coded in the standard format (/\* in columns 1-3) are accepted.

**Programmer response:** Change the JCL to use the standard JES3 control statement format (/\* in columns 1-3) and resubmit the job.

### Module:

Containing	Detecting	Issuing
IATISFR	IATISFR	IATISFR
IATISMN	IATISMN	IATISMN

---

### IAT6139

#### Explanation:

▶▶—JOB—*jobname (jobid)*—FLUSHED. INVALID RETURN CODE FROM—IATUXnn—USER EXIT DISABLED—▶▶

Input service processing has encountered a return code other than 0, 4, 8, or 12 from installation exit routine IATUX33, IATUX34, or IATUX44 while processing input for the specified job.

**System action:** The installation exit is disabled until the next restart of JES3. Input service processing cancels the specified job and continues with the next job.

**Operator response:** Notify the system programmer.

**Programmer response:** Correct the installation exit routine.

### Module:

Containing	Detecting	Issuing
IATISLG	IATISLG	IATISLG

**Routing Code:** Note 19

**Descriptor Code:** –

---

### IAT6140

#### Explanation:

▶▶—JOB ORIGIN FROM GROUP=*group*,—DSP=*dsp*,—DEVICE=*devname,dev*—▶▶

This message gives the name of the device group, the spool DSP name, the device name and device number of the origin of the job. If DSP=DR, then DEVICE= gives the name of the member from which this job was taken.

**System action:** Processing continues.

**Operator response:** None. This is an informational message.

### Module:

Containing	Detecting	Issuing
IATISLG	IATISLG	IATISLG

**Routing Code:** Note 19

**Descriptor Code:** –

---

**IAT6141****Explanation:**

►►—\*WARNING\* MULTIPLE //\*NET CONTROL CARDS—ENCOUNTERED IN INPUT STREAM—►►

More than one //\*NET statement was provided for this job. The first //\*NET statement was processed and used as the DJC definition for this job.

**System action:** Processing continues.

**Programmer response:** Remove the extra //\*NET statement from the job.

**Module:**

Containing	Detecting	Issuing
IATISLG	IATISLG	IATISLG

**Routing Code:** Note 19

**Descriptor Code:** –

---

**IAT6142****Explanation:**

►►—JOB—*jobname (jobid)*—JESMSGLOG LOG—DISABLED BY THE INSTALLATION—►►

The installation decided to suppress the JESMSGLOG logging based on the type of job or through installation exit IATUX29.

The JESMSG parameter on the STANDARDS statements allows logging to be suppressed for three classes of jobs:

- Batch jobs
- Started tasks
- TSO Logon jobs.

This message is logged in the JESMSGLOG data set of the affected job and does not appear on any operator console.

**System action:** Processing continues.

**Programmer response:** None.

**Module:**

Containing	Detecting	Issuing
IATISEN	IATISEN	IATISEN

**Routing Code:** Note 19

**Descriptor Code:** –

---

**IAT6144****Explanation:**

►►—DM702 OR DM722 OCCURRED WHILE READING—INPUT. JOB FLUSHED.—►►

A DM702 or DM722 abend occurred while input service was reading a multi-record file containing an input job. A probable cause is the job abended that was creating the multi-record file, so that a buffer or end-of-file mark was not written. This is most likely to occur with an internal reader job.

**System action:** The job is flushed. If a job stream was input to the internal reader, the remainder of the stream is lost.

## IAT6146 • IAT6149

**Programmer response:** Determine why the job abended submitting the input stream, and resubmit the job.

**Module:**

Containing	Detecting	Issuing
IATISLG	IATISLG	IATISLG

**Routing Code:** 10

**Descriptor Code:** 7

---

### IAT6146

**Explanation:**

▶▶—\*WARNING\* LREGION KEYWORD IGNORED,—NO LONGER SUPPORTED—▶▶

The job stream contains a `//*MAIN` statement with an obsolete keyword (*keyword*).

**System action:** The keyword is ignored. Processing continues for the job.

**Programmer response:** Remove the keyword to avoid receiving this message when the job is submitted in the future.

**Module:**

Containing	Detecting	Issuing
IATISMN	IATISMN	IATISMN

**Routing Code:** Note 19

**Descriptor Code:** –

---

### IAT6148

**Explanation:**

▶▶—ISDRVR JOB CANCELED BY OPERATOR—▶▶

The ISDRVR job has been canceled by the operator during input service processing.

**System action:** The current job being processed by input service is flushed. Any jobs remaining in this job batch are canceled.

**Operator response:** Reenter into the system the last job processed and all remaining jobs in the batch.

**Module:**

Containing	Detecting	Issuing
IATISLG	IATISLG	IATISLG

**Routing Code:** Note 19

**Descriptor Code:** –

---

### IAT6149

**Explanation:**

▶▶—//\*MAIN CARD CONTAINS A MULTIPLY-DEFINED—PARAMETER. JOB FLUSHED—▶▶

A keyword parameter was specified more than once on the `//*MAIN` statement for the job.



**System action:** JES3 flushes the job.

**Programmer response:** Correct the `//*MAIN` statement and resubmit the job.

**Module:**

Containing	Detecting	Issuing
IATISMN	IATISMN	IATISMN

**Routing Code:** Note 19

**Descriptor Code:** –

#### IAT6150

**Explanation:**

▶▶—`//*MAIN CARD PARAMETER ERROR.— JOB FLUSHED`—▶▶

An error has been detected in a `//*MAIN` statement.

**System action:** The job is scheduled for the interpreter and output service segment, and then purged.

**Programmer response:** Correct and resubmit the job.

**Module:**

Containing	Detecting	Issuing
IATISDL	IATISDL	IATISDL
IATISMN	IATISMN	IATISMN

**Routing Code:** Note 19

**Descriptor Code:** –

#### IAT6151

**Explanation:**

▶▶—`DEADLINE TYPE UNDEFINED.— JOB FLUSHED`—▶▶

The type specified in the `DEADLINE` parameter of the `//*MAIN` statement was not defined during the initialization by the `DEADLINE` initialization statement.

**System action:** JES3 flushes the job.

**Programmer response:** Correct the `DEADLINE` type, and resubmit the job.

**Module:**

Containing	Detecting	Issuing
IATISDL	IATISDL	IATISDL

**Routing Code:** Note 19

**Descriptor Code:** –

#### IAT6152

**Explanation:**

▶▶—`NO MAIN PROCESSOR AVAILABLE FOR—EXECUTING THIS JOB`—▶▶

## IAT6154 • IAT6156

JES3 does not support a main that can fulfill the scheduling request of this job.

**System action:** The job is scheduled for the interpreter and output service segment, and then purged.

**Programmer response:** Check the SYSTEM=, TYPE=, or CLASS= parameters on the /\*MAIN statement or the CLASS= parameter on the JOB statement to determine whether they conflict with installation-defined mains. Correct these parameters and the CLASS initialization statement, and resubmit the job.

**Module:**

Containing	Detecting	Issuing
IATISEN	IATISEN	IATISEN

**Routing Code:** 10

**Descriptor Code:** 7

---

### IAT6154

**Explanation:**

►►—CONFLICTING SYSTEM AND TYPE PARAMETERS—ON /\*MAIN CARD. JOB FLUSHED.—◄◄

The SYSTEM= parameter specifies REAL and TYPE= specifies VS2; these specifications are inconsistent.

**System action:** The job is scheduled for the interpreter and output segments, and then purged.

**Programmer response:** Correct the /\*MAIN statement, and resubmit the job.

**Module:**

Containing	Detecting	Issuing
IATISLG	IATISLG	IATISLG
IATISMN	IATISMN	IATISMN

---

### IAT6155

**Explanation:**

►►—JOB CLASS AND SYSTEM/TYPE ARE—INCONSISTENT. JOB FLUSHED.—◄◄

The main specified on the SYSTEM= and/or TYPE= parameters of the /\*MAIN statement has not been defined for the class specified by the CLASS= parameter on the JOB statement or /\*MAIN statement.

**System action:** JES3 flushes the job.

**Programmer response:** Define the main on the CLASS initialization statement for the specified class, and perform the applicable restart. :module

Containing	Detecting	Issuing
IATISEN	IATISEN	IATISEN

**Routing Code:** 10

**Descriptor Code:** 7

---

### IAT6156

**Explanation:**

►►—\*WARNING\* SYSTEM OR SYSAFF ALREADY—SPECIFIED ON JOB STATEMENT—◄◄

The job stream contains a `//*MAIN` statement with the `SYSTEM` keyword and a `JOB` statement with either a `SYSTEM` or `SYSAFF` keyword.

**System action:** The `SYSTEM` keyword on the `//*MAIN` statement is ignored. Processing continues for the job.

**Programmer response:** Remove the `SYSTEM` keyword from the `//*MAIN` statement to avoid receiving this message when the job is submitted in the future.

**Module:**

Containing	Detecting	Issuing
IATISMN	IATISMN	IATISMN

**Routing Code:** Note 19

**Descriptor Code:** –

### IAT6158

**Explanation:**

▶▶—NUMBER OF PRIMARY/SECONDARY TRACK—GROUPS NOT WITHIN RANGE—▶▶

The number of primary and secondary track groups specified for the `TRKGRPS` parameter on the `//*MAIN` control statement is not within the range (01-99).

**System action:** JES3 flushes the job.

**Programmer response:** Correct the `//*MAIN` control statement and resubmit the job.

**Module:**

Containing	Detecting	Issuing
IATISMN	IATISMN	IATISMN

**Routing Code:** Note 19

**Descriptor Code:** –

### IAT6160

**Explanation:**

▶▶—JOB NET— *djnet*— NOW ENTERING SYSTEM—▶▶

A previously undefined dependent job control network *djnet* has been encountered on the `//*NET` control statement, and a new DJC network is now being defined. This is the network sign-on message for the specified DJC network.

**System action:** Processing continues.

**Operator response:** None. This is an informational message.

**Module:**

Containing	Detecting	Issuing
IATDCND	IATISNT	IATISNT

**Routing Code:** Note 18

**Descriptor Code:** 7

## IAT6161 • IAT6163

---

### IAT6161

#### Explanation:

▶▶— INVALID CONTINUATION.— JOB FLUSHED—▶▶

A DJC job was encountered in which a `//*NET` control statement was incorrectly continued.

**System action:** The job is scheduled for the interpreter and output service segments, and then purged.

**Programmer response:** Correct the error, and resubmit the job.

#### Module:

Containing	Detecting	Issuing
IATDCND	IATISNT	IATISNT

**Routing Code:** Note 19

**Descriptor Code:** –

---

### IAT6162

#### Explanation:

▶▶— NETID PARAMETER MISSING FROM— `//*NET` STATEMENT, JOB FLUSHED—▶▶

A DJC job was defined with the `//*NET` control statement without a required `NETID=` parameter specified.

**System action:** The job is scheduled for the interpreter and output service segments, and then purged.

**Programmer response:** Provide the required parameter and resubmit the job.

#### Module:

Containing	Detecting	Issuing
IATISNT	IATISNT	IATISNT

**Routing Code:** Note 19

**Descriptor Code:** –

---

### IAT6163

#### Explanation:

▶▶— DUPLICATE JOB IN NET,— JOB FLUSHED—▶▶

A DJC job was a duplicate of an existing DJC job of the same network. Duplication is determined by a match on job name.

**System action:** The job is scheduled for the interpreter and output service segments, and then purged.

**Programmer response:** Find the jobs with duplicate names with the `*INQUIRY,N` command, and change one of the names.

#### Module:

Containing	Detecting	Issuing
IATDCND	IATISNT	IATISNT

**Routing Code:** Note 19

**Descriptor Code:** –

---

**IAT6164****Explanation:**

▶▶— INVALID JOB RESUBMITTAL,— JOB FLUSHED—▶▶

DJC allows a job that has failed in DJC processing to be resubmitted; however, the resubmit is disallowed in the following cases:

1. If the number of successor jobs has been changed on the resubmittal.
2. If the NRCMP=FLSH parameter is specified on the `//*NET JECL` statement and the job is submitted after it has run to normal completion. Message IAT6166 is also issued.
3. If the net was submitted on a JES3 release that does not support job numbers greater than 65,534 and the resubmitted job is assigned a job number greater than 65,534. Message IAT6179 is also issued.

**System action:** For case 1 and 3, the job is scheduled for the interpreter and output service segments, and then the job is purged. For case 2, see message IAT6166.

**Programmer response:** For case 1, resubmit the job with the original number of successor jobs. For case 2, the job cannot be submitted again. For case 3, see message IAT6179.

**Module:**

Containing	Detecting	Issuing
IATDCND	IATISNT	IATISNT

**Routing Code:** Note 19

**Descriptor Code:** –

---

**IAT6165****Explanation:**

▶▶— *ccs*— SYNTAX ERROR— JOB FLUSHED—▶▶

A syntax error was encountered in processing a `//*NET` control statement. The message provides 9 characters of the text in the area of the error.

**System action:** The job is scheduled for the interpreter and output service segments, and then purged.

**Programmer response:** Correct the error, and resubmit the job.

**Module:**

Containing	Detecting	Issuing
IATISLG	IATISLG	IATISLG

**Routing Code:** Note 19

**Descriptor Code:** –

---

**IAT6166****Explanation:**

▶▶— JOB— *jobname*— OF NET—*djnet*— HAS— PREVIOUSLY COMPLETED—▶▶

Job *jobname* has previously completed as part of DJC network *djnet*. The current job is placed in operator hold to prevent accidental execution. If the job is executed, it will be independent of any DJC network processing. Successor jobs are not affected by this job's processing.

**System action:** The job is placed in operator hold. All references to the indicated DJC network are deleted.

## IAT6167 • IAT6171

**Operator response:** Verify that the job is to be executed. If it is, the job can be released by issuing the \*MODIFY,J=jobno,R command.

**Module:**

**Containing**  
IATDCND

**Detecting**  
IATISNT

**Issuing**  
IATSNT

**Routing Code:** Note 18

**Descriptor Code:** 7

---

### IAT6167

**Explanation:**

▶▶— \*\*WARNING\*\* DEVPOOL PARAMETER IGNORED— ON ALL BUT THE FIRST JOB OF A NET—▶▶

The DEVPOOL parameter, which is honored only when specified on the first job of a network was found on other than the first job.

**System action:** The misplaced DEVPOOL parameter is ignored, and processing of the job and the network continues normally.

**Programmer response:** Correct the placement of the DEVPOOL parameter, if necessary, and resubmit the network.

**Module:**

**Containing**  
IATISNT

**Detecting**  
IATISNT

**Issuing**  
IATISNT

**Routing Code:** Note 19

**Descriptor Code:** –

---

### IAT6168

**Explanation:**

▶▶— NET WAS CANCELLED,— JOB FLUSHED—▶▶

A \*MODIFY,N,ID= command was issued with either the C or F operand specified.

**System action:** The job is flushed. If the J= operand was not on the \*MODIFY command, all of the jobs in the DJC network will be flushed.

**Operator response:** None. This is an informational message.

**Module:**

**Containing**  
IATISNT

**Detecting**  
IATISNT

**Issuing**  
IATISNT

**Routing Code:** Note 19

**Descriptor Code:** –

---

### IAT6171

**Explanation:**

▶▶— ERROR ENCOUNTERED IN PROCESSING— //\*PROCESS CARD, CHECK CARDS and RESUBMIT JOB—▶▶

A `/**PROCESS` statement error has been detected.

**System action:** The job is scheduled for the interpreter and output service segments, and then purged.

**Programmer response:** Correct and resubmit the job.

**Module:**

Containing	Detecting	Issuing
IATISPR	IATISPR	IATISPR

**Routing Code:** Note 19

**Descriptor Code:** –

#### IAT6172

**Explanation:**

▶▶— THE MAXIMUM NUMBER OF SCHED ELEMS— EXCEEDED DUE TO TOO MANY PROCESS CARDS—▶▶

Too many `/**PROCESS` statements were in the job stream.

**System action:** JES3 issues this message to the job's JESMSGGLG data set. If the JOB statement is valid, JES3 scans the job for any JCL errors before flushing this job.

**Programmer response:** Delete extra `/**PROCESS` statements and resubmit the job.

**Module:**

Containing	Detecting	Issuing
IATISPR	IATISPR	IATISPR

**Routing Code:** Note 19

**Descriptor Code:** –

#### IAT6173

**Explanation:**

▶▶— THE DSP ON THE PRECEDING `/**PROCESS` CARD— IS NOT PROCESSABLE—▶▶

The DSP is not defined as processable in the JES3 DSP dictionary; therefore, this DSP cannot be used on a `/**PROCESS` statement.

**System action:** JES3 flushes the job.

**Programmer response:** If the DSP is correctly spelled on the `/**PROCESS` statement, then it is either incorrectly defined in the JES3 DSP dictionary or is not available for use in this manner.

**Module:**

Containing	Detecting	Issuing
IATISPR	IATISPR	IATISPR

**Routing Code:** Note 19

**Descriptor Code:** –

## IAT6174 • IAT6177

---

### IAT6174

#### Explanation:

▶▶— **/\*\*PROCESS NOT ALLOWED AFTER PURGE— OR ENDPROCESS. JOB FLUSHED.**—————▶▶

A **/\*\*PROCESS** statement was encountered in the job stream following a **/\*\*PROCESS PURGE** or **/\*\*ENDPROCESS** statement. All **/\*\*PROCESS** statements of one job must precede either of these statements.

**System action:** JES3 flushes the job.

**Programmer response:** Correct the sequence of statements, and resubmit the job.

#### Module:

Containing	Detecting	Issuing
IATISLG	IATISLG	IATISLG

**Routing Code:** Note 19

**Descriptor Code:** —

---

### IAT6176

#### Explanation:

▶▶— **REMOTE JOB CARD NOT FOUND**—————▶▶

JES3 encountered the **/\*\*ROUTE** statement but could not locate a **JOB** statement following the **/\*\*ROUTE**.

**System action:** JES3 flushes the job.

**Programmer response:** Insert the required **JOB** statement and resubmit the job.

#### Module:

Containing	Detecting	Issuing
IATISNJ	IATISNJ	IATISNJ

**Routing Code:** Note 19

**Descriptor Code:** —

---

### IAT6177

#### Explanation:

▶▶— **EXECUTION NODE SPECIFIED INVALID,— JOB— *jobname (jobid) nodename***—————▶▶

The job contains a **/\*\*ROUTE** or **// XMIT** control statement that specifies a node that is not defined to JES3.

**System action:** JES3 purges the job from the system. JES3 processing and networking continues.

**Operator response:** Contact the user. Indicate the network job that failed.

**Programmer response:** Correct the **/\*\*ROUTE** or **// XMIT** statement so that a valid node name is specified and resubmit the job.

#### Module:

Containing	Detecting	Issuing
IATISNJ	IATISNJ	IATISNJ

**Routing Code:** Note 17



Descriptor Code: 7

---

**IAT6178**

**Explanation:**

▶▶— INVALID EXECUTION NODE,— JOB— *jobname (jobid) nodename*—▶▶

Each node for the network is defined by a NJERMT statement in the initialization stream. Code was added to installation exit, IATUX40, to change the name of the execution node. JES3 could not locate the name of the node specified by installation exit IATUX40.

**System action:** JES3 purges the job.

**Operator response:** Notify the system programmer.

**Programmer response:** Check the networking node table to ensure the name specified in installation exit IATUX40 is in the table. If the table does not contain the name of the node, include an NJERMT statement that identifies the name of the node.

**Module:**

Containing	Detecting	Issuing
IATISNJ	IATISNJ	IATISNJ

**Routing Code:** Note 19

**Descriptor Code:** –

---

**IAT6179**

**Explanation:**

▶▶—JOB—*job*—RESUBMIT FAILED DUE TO— JOB NUMBER GREATER THAN 65,534—▶▶

A job in a dependent job control (DJC) network has been submitted again and assigned a job number greater than 65,534; however, the job cannot be submitted again because the net was originally submitted at a release that does not support job numbers greater than 65,534.

In the message text:

*jobname* The name of the job that failed.

**System action:** The job fails input service.

**Operator response:** Notify the system programmer.

**System programmer response:** If the job number range cannot be conveniently decreased to 65,534 or lower, cancel the net. The entire net must then be submitted again.

**Module:**

Containing	Detecting	Issuing
IATISNT	IATISNT	IATISNT

**Routing Code:** Note 19

**Descriptor Code:** 7

---

**IAT6180**

**Explanation:**

## IAT6182 • IAT6190

▶▶ ERROR READING ORIGINAL JOB— [ HEADER— ] ,— JOB— *jobname (jobid) nodename*—▶▶  
[ TRAILER— ]

JES3 encountered problem while reading the original job header/trailer from spool. The size of the job header/trailer has exceeded the allowable size. A possible cause is spool overlaid after the nested NJE job entered to the system.

**System action:** JES3 purges the job from the system. JES3 processing and networking continues.

**Operator response:** Contact the user. Indicate the network job that failed.

**Programmer response:** Resubmit the job or submit the job directly to the execution node. :module

Containing	Detecting	Issuing
IATISNJ	IATISNJ	IATISNJ

**Routing Code:** –

**Descriptor Code:** –

---

### IAT6182

**Explanation:**

▶▶ DUPLICATE JOBS FOR FSS— *fssname*,— JOB— *jobname (jobid)*— FLUSHED—▶▶

During demand select processing, the indicated job did not match the job currently defined to the functional subsystem (FSS). This is not an error condition if this occurred after a \*RETURN command was issued while the FSS was initializing.

**System action:** JES3 flushes the job.

**Operator response:** Notify the system programmer.

**Programmer response:** See Chapter 30, "Problem Determination," on page 1135.

**Problem determination:** See Chapter 30, "Problem Determination," on page 1135, Table III, items 2 and 4.

**Module:**

Containing	Detecting	Issuing
IATISEN	IATISEN	IATISEN

**Routing Code:** 10

**Descriptor Code:** 7

---

### IAT6190

**Explanation:**

▶▶ INVALID DLM=PARAMETER.— FLUSHED.—▶▶

An incorrect DLM= parameter has been specified on a DD \* or DD DATA statement.

**System action:** The system schedules the job for the interpreter and output service segments, and then purges the job.

**Programmer response:** Correct and resubmit the job. See *z/OS MVS JCL Reference* for the DLM parameter restrictions imposed by JES3.

**Module:**

Containing	Detecting	Issuing
IATISJL	IATISJL	IATISJL
IATISNJ	IATISNJ	IATISNJ

**Routing Code:** Note 17

**Descriptor Code:** 7

### IAT6191

**Explanation:**

▶▶— EXPECTED CONTINUATION NOT RECEIVED,— JOB FLUSHED.—▶▶

A DD \* or DD DATA JCL statement with continuation was processed and the next statement was not a valid JCL continuation.

**System action:** The system flushes the job being processed flushes the following JCL until end-of-file or a valid JOB statement is read.

**Operator response:** Notify the system programmer.

**Programmer response:** Correct and resubmit the job.

**Module:**

Containing	Detecting	Issuing
IATISJL	IATISJL	IATISJL
IATISNJ	IATISNJ	IATISNJ

**Routing Code:** Note 17

**Descriptor Code:** 7

### IAT6192

**Explanation:**

▶▶— INTERNAL READER DATA SET SUBMITTED— BY JOB— (*jobid*)— FAILED DUE TO— *text*—▶▶

Input service detected an error that causes input service to reject the internal reader data set that is being processed. The possible error texts and the associated reasons are:

INTRDR DSP DICT NOT AVAILABLE/VALID (F1)

PURGE DSP DICT NOT AVAILABLE/VALID (F2)

NO JOB NUMBERS AVAILABLE(F3)

ERROR RETURN FROM IATUX27 (F4)

**System action:** Input service rejects the internal reader data set and JES3 issues a 1FB system completion code.

**Operator response:** Notify the system programmer.

**System programmer response:** If the error is not from IATUX27, see *z/OS JES3 Diagnosis* to help determine the problem.

**Module:**

Containing	Detecting	Issuing
IATISCD	IATISCD	IATISCD

**Routing Code:** Note 13

**Descriptor Code:** 7

**IAT6201**

**Explanation:**

▶▶ JOB— *jobname* (*jobno*), *bb*— JOBS,— *nnn*— CDS, P= FAILED DUE TO— *prty*, HOLD —————▶▶

This is the sign-on message for the input service interpreter job that processes a batch of jobs into the JES3 queues. The terms in the message are:

*jobno*  
the JES3 job number.

*jobname*  
an 8-character job name for this interpreter job comprised of the first 5 characters of the JES3 ddname of the device from which the jobs were read (except for disk reader, which is DRDR), a hyphen, and the 2-digit count of the number of jobs contained in this batch. If the device ddname is less than 5 characters, blanks appear between the name and the hyphen. If a reader device is not available during a restart, asterisks appear in the first 5 characters of the 8-character job name and the number of card images read is zero.

*bb* the number of jobs in this batch.

*nnn*  
the number of card images read. After a hot start, this may be zero.

*prty*  
the scheduling priority of this interpreter job.

**HOLD**  
indicates that this job is in operator hold status.

**System action:** Input service starts to process a new interpreter job.

**Operator response:** No response is required unless HOLD appears in the message; if so, release this job so that the jobs it will interpret can be accessed by the system. All operator commands referring to this interpreter job must use the job number, for example, \*MODIFY,J=*jobno*,R.

**Module:**

Containing	Detecting	Issuing
IATISRL	IATISRL	IATISRL

**Routing Code:** Note 7

**Descriptor Code:** 7

**IAT6202**

**Explanation:**

▶▶ JOB— *jobname*— FROM— devname  
dev— INTRP BY JOB— (*jobid*) —————▶▶

When the hold option is in effect for the reader (for example, \*X,CR,H), each job is logged after it has been completely read. This job will not need to be read again if there is a system failure and JES3 is restarted. The terms in the message are:

*jobname*  
the name on the JOB statement

*devname*  
the name of the RJP device reading the input job stream or the 3- or 4-character device number of the local reader.

*jobid*  
the JES3 job identifier (JOB*nnnnnn*)

**Operator response:** None. This is an informational message.

**Module:**

Containing	Detecting	Issuing
IATISRL	IATISRL	IATISRL

**Routing Code:** Note 18

**Descriptor Code:** 7

### IAT6203

**Explanation:**

▶▶— (XR) SPECIFIED JOBS=READ.— NEXT JOB IS— (*jobname*)—————▶▶

The number of jobs specified in a JOBS= operand was completely read before an end-of-file condition was reached. The *jobname* on the next JOB statement encountered in the file is given.

**System action:** Processing continues as if an end-of-file had been encountered.

**Operator response:** None. This is an informational message.

**Module:**

Containing	Detecting	Issuing
IATISRL	IATISRL	IATISRL

**Routing Code:** Note 18

**Descriptor Code:** 7

### IAT6211

**Explanation:**

▶▶— JOB— (*jobname*)— - //\*DATASET MODE=C or DCB=MODE=C INVALID.— USE \*X CR,C. RDR CNX—————▶▶

A //\*DATASET statement for job (*jobname*) includes the MODE=C or DCB=MODE=C operand; however, the card reader was not called with the C operand specified.

**System action:** This copy of the card reader is canceled. If the reader is a remote job processing device, the rest of the input stream is flushed. Message IAT6281 is issued after the reader has reached the end-of-file.

**Operator response:** If this is a hot reader and further input is desired, manually clear the hopper of the job containing card-image input and ready the reader. Otherwise, resubmit the entire failing job and recall the card reader, using the C option, with the command \*X,CR,C. If the input stream is being flushed, remove all cards from the hopper. Make sure the end-of-file key is pressed on the reader, and let the reader read all cards.

**Programmer response:** In the job's run instructions, note that the C option must be used when the card reader is called.

**Module:**

Containing	Detecting	Issuing
IATISRL	IATISRL	IATISRL

**Routing Code:** Note 18

**Descriptor Code:** –

## IAT6212 • IAT6231

---

### IAT6212

#### Explanation:

▶▶ JOB— *jobname*— - *//\*DATASET MODE=C or DCB=MODE=C INVALID.*— RDR CNX—▶▶

A *//\*DATASET* statement for job *jobname* includes the *MODE=C* or *DCB=MODE=C* operand; however, the input stream was from a tape, disk, or remote reader.

**System action:** This reader is canceled. If the reader is a remote job processing device, the rest of the input stream is flushed.

**Operator response:** Recreate the job stream without the *MODE=C* operand in the *//\*DATASET* statement. The column binary parameter is meaningless for disk or tape input.

#### Module:

Containing	Detecting	Issuing
IATISRL	IATISRL	IATISRL

**Routing Code:** Note 18

**Descriptor Code:** -

---

### IAT6221

#### Explanation:

▶▶ USE— *dev*— FOR JOB— (*jobid*)— TAPE—▶▶

The tape reader has obtained a tape drive with the number *dev* for the specified input tape reader job.

**System action:** The tape reader waits for an operator reply.

**Operator response:** Mount the input tape on the designated drive and issue an *\*S* command, for example, *\*S,TR*.

#### Module:

Containing	Detecting	Issuing
IATISRI	IATISRI	IATISRI

**Routing Code:** Note 18

**Descriptor Code:** 2,7

---

### IAT6231

#### Explanation:

▶▶ REQUESTED DEVICE NOT AVAILABLE— RDR— [ CANX ] —▶▶  
RESKED ]

The device requested is not available because it is presently allocated to another DSP or it has been specified OFFLINE. If a particular device name was not specified using the *IN=* operand of the *\*CALL* command, then all readers (card or tape) are in use or offline.

**System action:** If the message suffix is *CANX*, no further action is taken. The hot reader (*K*) option is not honored. If the suffix is *RESKED*, JES3 automatically recalls this reader when the device is available.

**Operator response:** Enter the *\*VARY,dev ONLINE* command, if necessary, to make a device available. Note that the distributed JES3 system defaults to the *NAV=R* option on the card reader and the tape reader.

#### Module:

**Containing**  
IATISRI

**Detecting**  
IATISRI

**Issuing**  
IATISRI

**Routing Code:** Note 18

**Descriptor Code:** 7

#### IAT6232

##### Explanation:

▶▶— INVALID DEVICE REQUEST.— RDR CANX—▶▶

The IN= operand on the \*CALL command specified a nonexistent device; or the specified device is not a valid card device, if a card reader is being called, or a valid tape device, if a tape reader is being called.

**System action:** The call is unconditionally canceled.

**Operator response:** Call the reader again, specifying a valid device.

**Module:**

**Containing**  
IATISRI

**Detecting**  
IATISRI

**Issuing**  
IATISRI

**Routing Code:** Note 18

**Descriptor Code:** 7

#### IAT6233

##### Explanation:

▶▶— "M=MEMBER-NAME" NOT SPECIFIED.— RDR CANX—▶▶

No M= operand was included on the \*X or \*S command.

**System action:** The reader is canceled.

**Operator response:** Specify a member (M=) on the next \*CALL or \*START command.

**Module:**

**Containing**  
IATISRI

**Detecting**  
IATISRI

**Issuing**  
IATISRI

**Routing Code:** Note 18

**Descriptor Code:** –

#### IAT6234

##### Explanation:

▶▶— MEMBER— *mem*— NOT FOUND.— RDR CANX—▶▶

The requested member is not in the partitioned data set directory.

**System action:** The reader is canceled.

**Operator response:** Verify that the name has been spelled correctly, and enter the \*X,DR or \*S,DR command again.

**Module:**

## IAT6235 • IAT6237

**Containing**  
IATISRI

**Detecting**  
IATISRI

**Issuing**  
IATISRI

**Routing Code:** Note 18

**Descriptor Code:** –

---

### IAT6235

**Explanation:**

▶▶— JES3DRDS DD CARD MISSING—▶▶

The system attempted to open a partitioned data set (PDS) whose members are used as input to JES3 through the disk reader. A DD statement with the ddname JES3DRDS was not included in the disk reader procedure.

**System action:** The system issues message IAT6237 after processing a \*CALL,DR command without a JES3DRDS DD JCL statement. The message states that the DR cannot run. Any other errors detected during the opening of the data set causes JES3 to abend.

**Operator response:** Notify the system programmer.

**Programmer response:** Add a JES3DRDS DD JCL statement to the disk reader procedure.

**Problem determination:** See Table III, items 20 and 21.

**Module:**

**Containing**  
IATISRI

**Detecting**  
IATISRI

**Issuing**  
IATISRI

**Routing Code:** Note 18

**Descriptor Code:** MCSFLAG=HRDCPY

---

### IAT6236

**Explanation:**

▶▶— DR IN USE. RDR CANX—▶▶

Another copy of the disk reader is currently active. Only one disk reader may be active in JES3.

**System action:** The reader is canceled.

**Operator response:** Issue the \*X,DR command when the active copy has ended.

**Module:**

**Containing**  
IATISRI

**Detecting**  
IATISRI

**Issuing**  
IATISRI

**Routing Code:** Note 18

**Descriptor Code:** 7

---

### IAT6237

**Explanation:**

▶▶— DR CANNOT RUN - DATA SET NOT—OPEN. RDR CANX—▶▶



When JES3 was initialized, the data set containing input for the disk reader was not opened. JES3 must be reinitialized before the disk reader can run.

**System action:** The reader is canceled.

**Operator response:** None. This is an informational message.

**Module:**

Containing	Detecting	Issuing
IATISRI	IATISRI	IATISRI

**Routing Code:** Note 18

**Descriptor Code:** 7

#### IAT6238

**Explanation:**

▶— OPEN FAILED FOR RDR OR RJPLINE.— RDR CANX—▶

The RJP line, tape, or card reader could not be successfully opened. If this is a reader for RJP, the RJP line was probably canceled.

**System action:** The reader is canceled.

**Operator response:** Perform any appropriate manual correction, ready the device, and reenter the \*CALL command.

**Module:**

Containing	Detecting	Issuing
IATISRI	IATISRI	IATISRI

**Routing Code:** Note 18

**Descriptor Code:** 7

#### IAT6239

**Explanation:**

▶— JES3DRDS DD BLKSIZE NOT A— MULTIPLE OF 80—▶

The partitioned data set (PDS) whose members were intended to be used as input to the disk reader was defined on the DD statement and the DCB=(BLKSIZE=) value is not a multiple of the card length.

**System action:** JES3 runs normally. If the operator attempts to call the disk reader, JES3 issues message IAT6237.

**Operator response:** Notify the system programmer.

**Programmer response:** Recreate the data set with a block size that is a multiple of card length (80).

**Module:**

Containing	Detecting	Issuing
IATISRI	IATISRI	IATISRI

**Routing Code:** Note 18

**Descriptor Code:** 7

## IAT6240 • IAT6242

---

### IAT6240

#### Explanation:

▶▶ JES3DRDS DD BLKSIZE LARGER THAN 3200 ◀◀

The partitioned data set (PDS) specified by the ddname JES3DRDS has a block size that exceeds the size acceptable to the disk reader (DR).

**System action:** JES3 issues message IAT6237 if the operator attempts to use DR.

**Operator response:** Notify the system programmer.

**Programmer response:** Recreate the data set with a block size that is a multiple of 80 less than 3200 bytes.

#### Module:

Containing	Detecting	Issuing
IATISRI	IATISRI	IATISRI

**Routing Code:** Note 18

**Descriptor Code:** 7

---

### IAT6241

#### Explanation:

▶▶ XR op NOT RECOGNIZED ◀◀

[ RDR CANX ]

An unrecognizable or unacceptable operand *op* has been detected on an operator command. The operand may be misspelled or incorrect for this reader.

**System action:** If the incorrect entry was on a \*CALL command, the reader is unconditionally canceled, and RDR CANX is appended to the message. If the entry was on an \*S or \*C command, all entries up to the point of failure are accepted; operands beyond this one have not been examined.

**Operator response:** Repeat the entire \*CALL command, or repeat the \*S command, correcting the operand in error and reentering any remaining operands, (for example, \*X,CR,TM=2 or \*X,DR,DEN=5).

#### Module:

Containing	Detecting	Issuing
IATISRP	IATISRP	IATISRP

**Routing Code:** Note 18

**Descriptor Code:** –

---

### IAT6242

#### Explanation:

▶▶ XR op PARAMETER WRONG VALUE ◀◀

[ RDR CANX ]

The parameter value of an operator command operand *op* is unrecognized or of the wrong value.

**System action:** If the incorrect value was on a \*CALL command, the reader is unconditionally canceled, and RDR CANX is appended to the message. If the entry was on an \*S or \*C command, all entries up to the point of failure are accepted; operands beyond this one have not been examined.

**Operator response:** Repeat the entire \*CALL command, or repeat the \*S command, correcting the parameter in error

and reentering any remaining operands, for example, \*X,TR,DEN=7, \*S,CR,B=FOUR, or \*C,DR,P=20.

**Module:**

Containing	Detecting	Issuing
IATISRP	IATISRP	IATISRP

**Routing Code:** Note 18

**Descriptor Code:** –

**IAT6243**

**Explanation:**

▶▶— XR— *op*— NOT VALID AT THIS TIME—◀◀

The operand indicated is valid for this reader, but it was issued at an improper point in the reader's operation.

**System action:** Processing continues. Any operands preceding this one in this \*S command have been accepted; any operands following this one have not been examined. Note that the parameter value associated with this operand has not necessarily been checked.

**Operator response:** Reenter the unaccepted and unexamined operands later.

**Module:**

Containing	Detecting	Issuing
IATISRP	IATISRP	IATISRP

**Routing Code:** Note 18

**Descriptor Code:** 7

**IAT6251**

**Explanation:**

▶▶— *dev*— NOT READY—◀◀

On device number *dev*, the reader has encountered an intervention-required condition because it reached an end-of-file.

**System action:** The reader waits for the operator to correct the interrupting condition. It automatically starts reading again when the device is made ready.

**Operator response:** Perform any appropriate manual correction, and ready the device.

**Problem determination:** See Table I, items 2 and 30.

**Module:**

Containing	Detecting	Issuing
IATISCR	IATISCR	IATISCR
IATISTR	IATISTR	IATISTR

**Routing Code:** Note 18

**Descriptor Code:** –

## IAT6252 • IAT6254

---

### IAT6252

#### Explanation:

►► *dev*— NOT READY, DATA CHECK—◄◄

On device number *dev*, the reader has encountered an intervention-required condition because an incorrect punch was in the card. If this is card-image data, possibly a *//\*DATASET MODE=C* card or a *DD \*,DCB=MODE=C* card does not precede the data.

**System action:** The reader waits for the operator to correct the interrupting condition. It automatically starts reading again when the device is made ready.

**Operator response:** Perform any appropriate manual correction and ready the device. If the data check was due to card-image data, enclose the data in DATASET-ENDDATASET cards.

**Problem determination:** See Table I, items 2 and 30.

#### Module:

Containing	Detecting	Issuing
IATISCR	IATISCR	IATISCR

**Routing Code:** Note 18

**Descriptor Code:** –

---

### IAT6253

#### Explanation:

►► *dev*— NOT READY, EQUIP FAILURE—◄◄

On device number *dev*, the reader has encountered an intervention-required condition because of a hardware bus-out or an equipment failure.

**System action:** The reader waits for the operator to correct the interrupting condition. It automatically starts reading again when the device is made ready.

**Operator response:** Perform any appropriate manual correction and ready the device.

**Problem determination:** See Table I, items 2 and 30.

#### Module:

Containing	Detecting	Issuing
IATISCR	IATISCR	IATISCR

**Routing Code:** Note 18

**Descriptor Code:** –

---

### IAT6254

#### Explanation:

►► *dev*— NOT READY, OVERRUN—◄◄

On device number *dev*, the reader has encountered an intervention-required condition. This can only occur on the 2501 card reader.

**System action:** The reader waits for the operator to correct the interrupting condition. It automatically starts reading again when the device is made ready.

**Operator response:** Perform any appropriate manual correction and ready the device.

**Problem determination:** See Table I, items 2 and 30.

**Module:**

Containing	Detecting	Issuing
IATISCR	IATISCR	IATISCR

**Routing Code:** Note 18

**Descriptor Code:** –

IAT6255

**Explanation:**

▶▶ devnum  
devname PERMANENT ERROR. RDR CANX▶▶

An unrecoverable error has occurred on device number *devnum* or device name *devname*. If this is a card reader, a command reject (35xx only) has been encountered, or the PERM ERROR key has been pressed. If this is a tape reader, the error recovery routine has not been able to read a record.

**System action:** The reader is canceled.

**Operator response:** None. This is an informational message.

**Problem determination:** See Table I, items 2 and 30.

**Module:**

Containing	Detecting	Issuing
IATISCR	IATISCR	IATISCR
IATISTR	IATISTR	IATISTR
IATISSR	IATISSR	IATISSR

**Routing Code:** Note 18

**Descriptor Code:** 7

IAT6257

**Explanation:**

▶▶ *dev* WRONG LENGTH RECORD. RDR CANX▶▶

A tape block has been read for tape drive *dev* that is either longer than (TBLK) × 80 or not a multiple of 80.

**System action:** The tape reader is canceled.

**Operator response:** Verify that the correct tape is being used, or notify the system programmer.

**Module:**

Containing	Detecting	Issuing
IATISTR	IATISTR	IATISTR

**Routing Code:** Note 18

**Descriptor Code:** –

## IAT6258 • IAT6260

---

### IAT6258

#### Explanation:

►► *dev*— CAN'T READ TAPE ———— [ CONVERTER CHECK ]——— RDR CANX———►►  
  [ INCAPABLE ]———

Tape drive *dev* cannot read this tape. If CONVERTER CHECK is indicated, this 7-track tape was not created in data convert mode. If INCAPABLE is indicated, this 800 or 1600 bpi 9-track tape is mounted on a single density drive of the opposite density.

**System action:** This reader is unconditionally canceled. The tape is unloaded.

**Operator response:** Verify that the correct tape is being used, or notify the system programmer.

#### Module:

Containing	Detecting	Issuing
IATISTR	IATISTR	IATISTR

**Routing Code:** Note 18

**Descriptor Code:** —

---

### IAT6259

#### Explanation:

►► *dev*— UNDETERMINED ERROR.— RDR CANX———►►

A hardware error, other than one of those listed in messages IAT6251 through IAT6258, has occurred. MVS message IEA000I providing a detailed reason typically precedes this message.

**System action:** The reader is canceled.

**Operator response:** None. This is an informational message.

**Problem determination:** See Table I, items 2 and 30.

#### Module:

Containing	Detecting	Issuing
IATISCR	IATISCR	IATISCR
IATISTR	IATISTR	IATISTR

**Routing Code:** Note 18

**Descriptor Code:** 7

---

### IAT6260

#### Explanation:

►► *dev*— TO CONTINUE, ISSUE \*S— [ *devnum* ]———►►  
  [ *devname* ]———

A `//*PAUSE` or `/**EOF` statement has been submitted preceding the first JOB statement in an input stream for the card reader or tape drive with the device number *devnum* or the device name *devname*.

**System action:** The indicated reader awaits an operator reply. Reading resumes with the next statement.

**Operator response:** Issue a \*START command.

#### Module:

**Containing**  
IATISRI

**Detecting**  
IATISRI

**Issuing**  
IATISRI

**Routing Code:** Note 18

**Descriptor Code:** 2,7

#### IAT6261

##### Explanation:

▶▶— TO CONTINUE, ISSUE \*S DR—▶▶

A `/**PAUSE` or `/**EOF` statement has been submitted preceding the first JOB statement in an input stream.

**System action:** The indicated reader awaits an operator reply. After the reply, reading resumes with the next statement.

**Operator response:** Issue a `*START` command for the disk reader (DR) and include the `M=member-name` operand.

##### Module:

**Containing**  
IATISRI

**Detecting**  
IATISRI

**Issuing**  
IATISRI

**Routing Code:** Note 18

**Descriptor Code:** 2,7

#### IAT6263

##### Explanation:

▶▶—  $\left[ \begin{array}{l} \text{devnum} \\ \text{devname} \end{array} \right]$  HOT READER—▶▶

A reader is operating with the K (hot reader) option and has reached an end-of-file mark or been canceled without the KN option.

**System action:** The reader waits for operator action.

**Operator response:** If this is a card reader (CR), place more input in the hopper and ready the reader. Reading starts automatically. If this is a tape reader (TR), issue the `*START` command.

##### Module:

**Containing**  
IATISRI  
IATISRL

**Detecting**  
IATISRI  
IATISRL

**Issuing**  
IATISRI  
IATISRL

**Routing Code:** Note 18

**Descriptor Code:** —

#### IAT6264

##### Explanation:

▶▶— DR HOT READER—▶▶

A disk reader is operating with the K (hot reader) option and has reached an end-of-file mark or has been canceled.

## IAT6265 • IAT6266

**System action:** The reader waits for operator action.

**Operator response:** Issue the \*S command and include the *M=member-name* operand.

**Module:**

Containing	Detecting	Issuing
IATISRI	IATISRI	IATISRI
IATISRL	IATISRL	IATISRL

**Routing Code:** Note 18

**Descriptor Code:** –

---

### IAT6265

**Explanation:**

▶▶— PERMANENT ERROR INFORMATION FOLLOWS.—RDR CANX—▶▶

BPAM has encountered an unrecoverable error in reading the data set member specified in the *M=* operand. Message IAT6266 follows, with detailed information.

**System action:** The reader is canceled.

**Operator response:** Do not try to read the member again. Recreate the input stream member. It is possible that the track is bad and that you must assign an alternate track.

**Problem determination:** See Table I, items 2 and 30.

**Module:**

Containing	Detecting	Issuing
IATISDR	IATISDR	IATISDR

**Routing Code:** Note 18

**Descriptor Code:** 7

---

### IAT6266

**Explanation:**

▶▶— JES3DRD,— *dev,opr,err,ccccchhhrr*—▶▶

This message follows message IAT6265. The data for this message is extracted from the SYNADAF message buffer obtained during error analysis. The terms in the message are:

*dev*

the device number of the failing DASD

*opr*

the operand, typically READ

*err*

the type of error, such as DATA CHECK

*ccccchhhrr*

in hexadecimal, the absolute location of failure (cylinder, head, record)

**System action:** The reader is canceled.

**Operator response:** Do not try to read the member again.

**Programmer response:** Recreate the input stream member. It is possible that the track is bad and that you must assign an alternate track.



**Problem determination:** See Table I, items 2 and 30.

**Module:**

<b>Containing</b> IATISDR	<b>Detecting</b> IATISDR	<b>Issuing</b> IATISDR
------------------------------	-----------------------------	---------------------------

**Routing Code:** Note 18

**Descriptor Code:** 7

#### IAT6267

**Explanation:**

▶▶— PERMANENT ERROR DURING DIRECTORY— SEARCH. READER CANCELED—▶▶

BPAM has encountered an I/O error while searching for the data set member specified in the M= operand.

**System action:** JES3 cancels the reader DSP.

**Operator response:** Do not try to read the member again. Recreate the input stream member. It is possible that the track is bad and that you must assign an alternate track.

**Problem determination:** See Table I, items 2 and 30.

**Module:**

<b>Containing</b> IATISRI	<b>Detecting</b> IATISRI	<b>Issuing</b> IATISRI
------------------------------	-----------------------------	---------------------------

**Routing Code:** Note 18

**Descriptor Code:** 7

#### IAT6269

**Explanation:**

▶▶— UNDETERMINED ERROR. RDR CANX—▶▶

An unrecoverable error has occurred during the SYNAD processing that produced messages IAT6265 and IAT6266, which have preceded this message.

**System action:** Unpredictable. An attempt is made to continue normally after the cancel.

**Operator response:** Do not try to read the member again.

**Problem determination:** See Table I, items 2 and 30.

**Module:**

<b>Containing</b> IATISDR	<b>Detecting</b> IATISDR	<b>Issuing</b> IATISDR
------------------------------	-----------------------------	---------------------------

**Routing Code:** Note 18

**Descriptor Code:** 7

## IAT6271 • IAT6273

---

### IAT6271

#### Explanation:

▶▶— JOB— *jobname*— LOST WHEN— SYSTEM FAILED—  
└.REPOSITIONING┐

This message is issued after a JES3 restart has been completed and a reader that was active at the time of failure has been automatically recalled by JES3. The reader is operating under the conditions established by the original operator \*CALL commands; any modifications made by the operator on subsequent \*S and \*C commands have not been saved. The specified job being read at the moment of failure is lost.

**System action:** All jobs that have been completely read before failure will automatically be passed to an input service interpreter job. An artificial batch-full condition is set to force this.

If REPOSITIONING is included in the message, an attempt is made to reposition the file to the beginning of the job that was being read and to resume normal operation.

**Operator response:** If this is a card reader, reload the input decks, starting with the job named in the message. Ready the reader.

#### Module:

Containing	Detecting	Issuing
IATISRI	IATISRI	IATISRI

**Routing Code:** Note 18

**Descriptor Code:** 7

---

### IAT6272

#### Explanation:

▶▶— ALL JOBS LOST ATTEMPTING RESTART.— RDR CANX—

A severe JSAM error condition occurred while restarting the reader. This message is preceded by message IAT6274.

**System action:** The reader is canceled.

**Operator response:** None. This is an informational message.

**Problem determination:** See Table I, items 2 and 30.

#### Module:

Containing	Detecting	Issuing
IATISRI	IATISRI	IATISRI

**Routing Code:** Note 18

**Descriptor Code:** 7

---

### IAT6273

#### Explanation:

▶▶— JOBS LOST ATTEMPTING RESTART.— LAST JOB ADDED— *jobname*—

A severe JSAM error condition occurred while restarting the reader. This message is preceded by message IAT6274.

**System action:** The reader is canceled.

**Operator response:** None. This is an informational message.

**Problem determination:** Table I, items 2 and 30.

**Module:**

Containing	Detecting	Issuing
IATISRI	IATISRI	IATISRI

**Routing Code:** Note 18

**Descriptor Code:** 7

#### IAT6274

**Explanation:**

▶▶— JSAM ENCOUNTERED SEVERE ERROR— CONDITION— (*file- id-DM- code*).— RDR CANX—▶▶

JES3 encountered a severe JSAM error condition while processing an I/O request from a JES3 reader. The file identification (JDAB, or JDS) and DM code associated with the error are provided.

**System action:** The reader is canceled.

**Operator response:** None. This is an informational message.

**Problem determination:** See Table I, items 2 and 30.

**Module:**

Containing	Detecting	Issuing
IATISRI	IATISRI	IATISRI
IATISRL	IATISRL	IATISRL

**Routing Code:** Note 18

**Descriptor Code:** 7

#### IAT6275

**Explanation:**

▶▶— JOB— *jobname*— AND ALL FOLLOWING JOBS— LOST. RDR CANX—▶▶

A severe JSAM error condition occurred while processing the job specified in the message.

**System action:** The job specified is lost. An attempt to save all previously read jobs is made, then the reader is canceled.

**Operator response:** None. This is an informational message.

**Problem determination:** See Table I, items 2 and 30.

**Module:**

Containing	Detecting	Issuing
IATISRL	IATISRL	IATISRL

**Routing Code:** Note 18

**Descriptor Code:** 7

## IAT6276 • IAT6281

---

### IAT6276

#### Explanation:

▶▶— JOBS LOST. LAST JOB ADDED— *jobname*—————▶▶

A severe JSAM error condition occurred. The last job successfully added to an input service batch for the control card scan is specified in the message.

**System action:** All jobs following the specified job are lost. The reader is ended.

**Operator response:** None. This is an informational message.

**Problem determination:** See Table I, items 2 and 30.

#### Module:

Containing	Detecting	Issuing
IATISRL	IATISRL	IATISRL

**Routing Code:** Note 18

**Descriptor Code:** 7

---

### IAT6277

#### Explanation:

▶▶— XJCT ERROR— *rc*— WHILE ADDING ISDRVR JOB. RDR CANX—————▶▶

An error occurred as a result of attempting to add the ISDRVR job's JCT using the IATXJCT macro. The return code from IATXJCT is given. This message is followed by message IAT6275.

**System action:** The reader is canceled.

**Operator response:** None. This is an informational message.

**Problem determination:** See Table I, items 2 and 30.

#### Module:

Containing	Detecting	Issuing
IATISRL	IATISRL	IATISRL

**Routing Code:** Note 18

**Descriptor Code:** 7

---

### IAT6281

#### Explanation:

▶▶— JOB— *jobname*— FROM— 

<i>ddn</i>
<i>dev</i>

— FLUSHED—————▶▶

A \*CANCEL command was recognized while job *jobname* was being read. For a remote job processing reader, the ddname *ddn* of the device reading the input stream is given; for a locally attached reader, the 3- or 4-character device number is given.

**System action:** All jobs that were completely read before the cancel are passed to an input service interpreter job.

**Operator response:** None. This is an informational message.

#### Module:

**Containing**  
IATISRL

**Detecting**  
IATISRL

**Issuing**  
IATISRL

**Routing Code:** Note 18

**Descriptor Code:** 7

### IAT6291

**Explanation:**

▶▶— *nnn*— CARDS FROM— *devname (dev)*— FLUSHED— BEFORE JOB CARD FOUND—▶▶

The first statements read by the specified reader were not preceded by a JOB statement and were not JES3 // \* command statements. The reader may be locally attached (indicated by a 3- or 4-character device number *dev*) or a remote job processing reader (indicated by blanks).

**System action:** If BEFORE JOB CARD FOUND is appended, a JOB statement was found and normal processing started. If this is not present, the reader has read to an end-of-file without recognizing a JOB statement.

**Operator response:** Notify the system programmer.

**Programmer response:** If this is a card reader, check for a missing JOB card at the front of the deck. If this is a disk reader or tape reader, recreate the input stream with a leading JOB statement.

**Module:**

**Containing**  
IATISRI

**Detecting**  
IATISRI

**Issuing**  
IATISRI

**Routing Code:** Note 18

**Descriptor Code:** 7

### IAT6292

**Explanation:**

▶▶— XR JOB— *jobname*— NOT FOUND—▶▶

An operator \*CALL or \*START command included the J= operand, specifying that input start with the job named, but an end of file occurred before the specified job was found.

**System action:** Processing continues as usual when an end of file is encountered.

**Operator response:** Verify that the *jobname* was spelled correctly.

- If this is a disk reader (DR), verify that the correct M=*member-name* was specified.
- If this is a tape reader (TR), the tape may not have been positioned to the correct file or may have been positioned to a point beyond the start of the job. Rewind the tape and try again.

**Module:**

**Containing**  
IATISRL

**Detecting**  
IATISRL

**Issuing**  
IATISRL

**Routing Code:** 41

**Descriptor Code:** 7

## IAT6294 • IAT6297

---

### IAT6294

#### Explanation:

▶▶ INVALID UPDATE DSN=— *dsn* —▶▶

This message is issued in conjunction with IAT6299 when the specified data set requested on an UPDATE= parameter was not found in the PROCLIB table or has a syntax error.

**System action:** The job fails with a JCL error and processing continues.

**Operator response:** Notify the system programmer.

**Programmer response:** Specify the correct data set name and resubmit the job. The UPDATE= parameter should not be used for non-procedure library data sets.

#### Module:

Containing	Detecting	Issuing
IATISMN	IATISMN	IATISMN

**Routing Code:** Note 19

**Descriptor Code:** —

---

### IAT6295

#### Explanation:

▶▶ SPECIFIED PROC= NOT IN PROCEDURE— LIBRARY TABLE. JOB FLUSHED —▶▶

The procedure library specified in the PROC= parameter on the `//*MAIN` statement has not been defined in the initialization deck.

**System action:** JES3 flushes the job.

**Programmer response:** Check the parameter, or define the procedure library.

#### Module:

Containing	Detecting	Issuing
IATISMN	IATISMN	IATISMN

**Routing Code:** Note 19

**Descriptor Code:** —

---

### IAT6297

#### Explanation:

▶▶ \*WARNING\* UNDEFINED SPOOL PARTITION— NAME--PREVIOUSLY DEFINED PARTITION, JOB —▶▶

▶ CLASS OR DEFAULT PARTITION USED —▶▶

An incorrect spool partition name was found on a SPART= parameter in a `//*MAIN` control statement.

**System action:** Job processing continues; JES3 places the job's spool data in the first valid spool partition previously defined in this job by a SPART= parameter, if any, in any partition defined during JES3 JES3 initialization for the job's class, or in the default partition.

**Operator response:** None. This is an informational message.

#### Module:

**Containing**  
IATISMN

**Detecting**  
IATISMN

**Issuing**  
IATISMN

**Routing Code:** Note 19

**Descriptor Code:** –

### IAT6298

**Explanation:**

▶▶— \*WARNING\* MULTIPLE SPART= PARAMETERS--- AN OVERRIDE HAS TAKEN PLACE—▶▶

More than one SPART= parameter was found on the // \*MAIN control statements for a job.

**System action:** JES3 places the job's spool data in the spool partition specified in the last SPART= parameter in the job's control statements. Job processing continues.

**Operator response:** None. This is an informational message.

**Module:**

**Containing**  
IATISMN

**Detecting**  
IATISMN

**Issuing**  
IATISMN

**Routing Code:** Note 19

**Descriptor Code:** –

### IAT6299

**Explanation:**

▶▶— SPECIFIED UPDATE=—NOT IN PROCEDURE LIBRARY TABLE.—JOB FLUSHED—▶▶

The UPDATE keyword was incorrectly specified on the // \*MAIN control statement. The specified data set name was not found in the PROCLIB table or has a syntax error. This message is issued in conjunction with message IAT6294.

**System action:** The job fails with a JCL error and processing continues.

**Operator response:** Notify the system programmer.

**Programmer response:** Specify the correct data set name and resubmit the job. The UPDATE= keyword should not be used for non-procedure library data sets. See message IAT6294 for more details.

**Module:**

**Containing**  
IATISMN

**Detecting**  
IATISMN

**Issuing**  
IATISMN

**Routing Code:** Note 19

**Descriptor Code:** –





---

## Chapter 12. General Routines Messages

---

IAT6300

**Explanation:**

▶▶— USER EXIT —┌ 58 ─┐— DISABLED DUE TO FAILURE —▶▶  
                  └ 59 ─┘

Installation security exit IATUX58 or IATUX59 is disabled because a failure occurred while the exit was active.

**System action:** JES3 will not call the exit again until you restart JES3 (on the processor on which the failure occurred).

**Operator response:** Notify the system programmer.

**System programmer response:** Based on your installation's needs, determine whether or not to instruct the operator to restart JES3.

**Note:** Restarting JES3 will reinstate the same copy of the exit. An IPL is required to allow your system to load a new, possibly changed copy.

**Module:**

Containing	Detecting	Issuing
IATGRSC	IATGRSC	IATGRSC
IATGRSS	IATGRSS	IATGRSS

**Routing Code:** 10

**Descriptor Code:** 4

---

IAT6302

**Explanation:**

▶▶— JOB— *jobname (jobid)*— IN HOLD,— CLASS=— *class*,— NOT DEFINED, DSP=— *dspname*—▶▶

The generalized main scheduling (GMS) class specified in the JCT entry for the indicated job could not be found in the GMS class table. This situation should not occur and may indicate alteration of a JES3 initialization parameter over a restart.

**System action:** Scheduling continues.

**Operator response:** Notify the system programmer.

**Module:**

Containing	Detecting	Issuing
IATGRJS	IATGRJS	IATGRJS

**Routing Code:** 10,Note 7

**Descriptor Code:** 7

---

## IAT6303 • IAT6305

---

### IAT6303

#### Explanation:

▶▶— LOCAL LOAD/CALL ERROR— UNEXPECTED IDENTIFIER— *identifier*— IN REQUEST—————▶▶

▶— UNABLE TO LOAD MODULE— *module name*— ABEND IN— *module name*—————▶▶

An attempt to load a module on a local system has failed for one of three reasons:

#### UNEXPECTED IDENTIFIER *identifier* IN REQUEST

The identifier (eye catcher) in the Local Module Load and Call request area from the global did not match the expected value of 'LMLC'.

#### UNABLE TO LOAD MODULE *module name*

The module load has failed. See the preceding message IAT6308 for the abend code and return code for the failure.

#### ABEND IN *module name*

An error occurred in the specified module. See the preceding abend for more information about the failure.

**System action:** The module is not loaded.

**Operator response:** None. This is an informational message.

#### Module:

Containing	Detecting	Issuing
IATGRLMC	IATGRLMC	IATGRLMC

**Routing Code:** 42

**Descriptor Code:** 7

---

### IAT6304

#### Explanation:

▶▶— NO UCB EXISTS FOR DEVICE — *dev devname* —————▶▶

A JES3 writer has been started for, or a JESEXCP has been issued to, the indicated JES3 device that was defined during JES3 initialization with no UCB (for example, JUNIT=NONE on the DEVICE statement).

**System action:** No EXCP is issued and an intervention-required condition is returned to the caller of JESEXCP.

**Operator response:** None. This is an informational message.

#### Module:

Containing	Detecting	Issuing
IATGROP	IATGROP	IATGROP

**Routing Code:** 10

**Descriptor Code:** 7

---

### IAT6305

#### Explanation:

▶▶— INVALID SPEC RESCHD, JOB — *jobname (jobid)*, — ERRDEV= — (*ddn,type*), —————▶▶

▶ DSP= — *dspname* — CANCELLED —————▶

After the DSP requested specialized rescheduling (the unit was not available), the JSS driver (IATGRJP) received an error return from GETUNIT. This indicates that the GETUNIT list to which FCT (FCTGLIST) pointed is incorrect.

**System action:** The DSP is canceled.

**Operator response:** Notify the system programmer.

**Module:**

Containing	Detecting	Issuing
IATGRJR	IATGRGU	IATGRJR

**Routing Code:** 10,Note 7

**Descriptor Code:** 7

### IAT6306

**Explanation:**

▶▶ JOB— (*jobno*)— IS— *dspname*,— CALLED BY — 

<i>console-name</i>
MAIN

 —————▶

A DSP requested by the operator or another DSP has been added to the JES3 job queue (JCT). The *console name* can be one of the following:

**console name**

when issued by an RJP, MCS, or extended MCS console

**INTERNAL**

when issued by an INTERCOM macro without a valid console identifier.

**NETWORK**

when issued from a network operator.

**System action:** The DSP is subsequently scheduled as a JES3 job by normal job segment scheduler (JSS) processing.

**Operator response:** None. This is an informational message.

**Module:**

Containing	Detecting	Issuing
IATISCD	IATISCD	IATISCD
IATGRCD	IATGRCD	IATGRCD

**Routing Code:** Note 18

**Descriptor Code:** 7

### IAT6307

**Explanation:**

▶▶ CANNOT CALL — *dspname*, — SYSTEM ERROR — *err* —————▶

An operator \*CALL command was rejected. One of the following reasons (*err*) is given:

**DSI ONLY ON LOCAL**

the operator attempted to call a DSP other than DSI (dynamic system interchange) on the local; the only DSP that may be called on the local is DSI.

**NAME NOT GIVEN**

no DSP name was specified in the request.

## IAT6308

### MORE THAN 8 CHARS

the parameter exceeds the DSP name length.

### NOT IN LIBRARY

the requested DSP is not in the DSP dictionary.

### NOT CALLABLE DSP

the requested DSP may not be called by the operator.

### SYSTEM ERROR

the routine was entered in error; either the command is not \*X or \*CALL, or an unrecoverable JESIO error occurred.

### REJ'D-INSTALLATION EXIT

the \*CALL was rejected by the installation exit.

**System action:** The \*CALL command is ignored.

**Operator response:** Correct the error, and reissue the call.

### Module:

Containing	Detecting	Issuing
IATGRCD	IATGRCD	IATGRCD

**Routing Code:** Note 18

**Descriptor Code:** 7

---

## IAT6308

### Explanation:

▶▶ — -(GRLD) - ABEND CODE — *ac* — RETURN CODE — *rc* — FROM (LOAD/BLDL) OF MODULE — *mod* —▶▶

During the execution of the ALOAD macro, module IATGRLD was unable to load the specified module. Return code *rc* and the abend code *ac* from the MVS LOAD or MVS BLDL (for a module residing in a private library) macro instruction are given.

**System action:** JES3 abends.

**Operator response:** Notify the system programmer.

**System programmer response:** If an error address was specified when the ALOAD macro was issued, control returns to the issuing module which then issues the fail DSP. In the trace entry for the ALOAD module the abend code will be contained in register 1 and the reason code will be contained in register 14.

If the error address was not specified, module IATGRLD will issue the fail DSP. In the trace entry for the ALOAD module the abend code will be contained in register 1 and the reason code will be contained in register 4.

**Problem determination:** See Table III, items 2 and 6.

### Module:

Containing	Detecting	Issuing
IATGRLD	IATGRLD	IATGRLD

**Routing Code:** 42

**Descriptor Code:** 7

---

IAT6309

## Explanation:

►► - (GRLD) - JES3 ABEND CODE— *ac*— RETURN CODE— *rc*— FROM ALOAD OF MODULE— *mod*—►►

The JSS driver (IATGRJR) was unable to load the specified module. The abend code is the JES3 abend that would have occurred if an error exit was not specified.

The return code (hex) is one of the following:

- 4 A GETMAIN failure occurred because there was not enough storage to load the specified module.
- 14 A non-zero return code from MVS LOAD indicated an MVS LOAD error. See message IAT6308 for the MVS LOAD abend code and return code.
- 18 A non-zero return code from MVS BLDL indicated an MVS BLDL error. See message IAT6308 for the MVS BLDL abend code and return code.

**System action:** JES3 purges the DSP.

**Operator response:** Notify the system programmer.

**Programmer response:** See Chapter 30, "Problem Determination," on page 1135.

**Problem determination:** See Chapter 30, "Problem Determination," on page 1135, Table I, item 29; Table III, items 4 and 7.

## Module:

Containing	Detecting	Issuing
IATGRJR	IATGRJR	IATGRJR

**Routing Code:** 10,Note 7

**Descriptor Code:** 7

---

## IAT6310

## Explanation:

►► DSP WAITING FOR— RJP—  
                                  └─ SNARJP ─┘—►►

A DSP has unsuccessfully attempted to obtain a BSC RJP or SNA RJP controlled device as indicated by the message text because the RJP DSP or SNA RJP DSP was not active.

**System action:** Processing continues.

**Operator response:** Call the RJP or SNARJP DSP to begin operation.

## Module:

Containing	Detecting	Issuing
IATGRGU	IATGRGU	IATGRGU

**Routing Code:** 8

**Descriptor Code:** 7

---

## IAT6311

## Explanation:

## IAT6312 • IAT6313

▶▶— JOB— *jobname (jobid)*— PLACED INTO— OPERATOR HOLD BY JSS—▶▶

The job segment scheduler (JSS) detected an error with the control blocks representing the specified job.

**System action:** The job is put into operator hold and JSS resumes. Processing continues.

**Operator response:** Release the job from operator hold. If the job is placed in operator hold again, cancel and then resubmit the job. If the job cannot be canceled, perform a hot start with analysis to remove the job from the system.

**Module:**

Containing	Detecting	Issuing
IATGRJS	IATGRJS	IATGRJS

**Routing Code:** Note 13

**Descriptor Code:** 7

---

### IAT6312

**Explanation:**

▶▶—THE FOLLOWING—*nnnnnn*— MESSAGES MAY BE LOGGED—OUT OF SEQUENCE—▶▶

**System action:** JES3 processing continues.

**Operator response:** The message(s) following the IAT6312 messages are those messages sent to the user address space but could not be written to the JESMSG LG data set before the job completed execution.

**Module:**

Containing	Detecting	Issuing
IATGRJM	IATGRJM	IATGRJM

**Routing Code:** Note 19

**Descriptor Code:** N/A

---

### IAT6313

**Explanation:**

▶▶—USER PROVIDED TEXT VIA—THE MSG= KEYWORD—ON THE JOB MODIFY COMMAND—▶▶

Appended to this message id is the operator supplied message on the \*F,J=xx,MSG= 'msg text' command.

**System action:** JES3 processing continues.

**Operator response:** None.

**Module:**

Containing	Detecting	Issuing
IATMOCP	IATMOCP	IATGRWM

**Routing Code:** Note 19

**Descriptor Code:** N/A

---

IAT6315**Explanation:**

▶▶— ENF70 EVENT NOT SIGNALLED,— RC=— *rc*—————▶▶

JES3 was unable to send a signal to indicate an ENF70 event. The return code indicates the reason the error occurred:

**Code Reason**

- 08 The event table is currently full and the request could not be processed.  
 0C The parameter list contained incorrect data that could not be processed by the event processing routine.  
 10 JES3 issued the signal but the event notification routine was not functional.  
 14 JES3 issued the signal but the event notification routine was not initialized.

**System action:** JES3 processing continues.

**Operator response:** Notify the system programmer.

**Module:**

Containing	Detecting	Issuing
IATGRENF	IATGRENF	IATGRENF

**Routing Code:** —

**Descriptor Code:** —

---

IAT6317**Explanation:**

▶▶— STAGING AREA CHECKPOINTING ABORTED— DUE TO JESXCF ABENDS—————▶▶

The checkpoint message service exceeded the JES3 abend threshold while attempting to checkpoint the destination queue staging areas back to JES XCF.

**System action:** If all staging areas are not checkpointed before JES3 termination, jobs with outstanding subsystem requests could produce unpredictable results. The JES3 checkpoint routine returns to its caller, and JES3 termination processing continues.

**Operator response:** Notify your system programmer.

**System programmer response:** If the problem persists, contact the IBM Support Center.

**Module:**

Containing	Detecting	Issuing
IATSSCK	IATSSCK	IATSSCK

**Routing Code:** 2,10

**Descriptor Code:** 4

---

IAT6318**Explanation:**

▶▶— ERRORS DETECTED VERIFYING A JES3— STAGING AREA CHAIN MAILBOX NAME=—————▶▶

▶— *mailbox\_name*,— RETURN CODE=— *rc*—————▶▶

During JES3 termination, JES3 was checkpointing the destination queue staging areas back to JES XCF. During

## IAT6319

verification processing, JES3 determined that the queue corresponding to the JES XCF mailbox *mailbox\_name* is damaged.

In the message text:

*mailbox\_name*

The name of the JES XCF mailbox corresponding to the damaged staging area queue.

*rc* A return code passed from the MVS queue verify routine.

**System action:** If some staging areas were lost during JES3 queue verification and repair processing, some staging areas might not have been checkpointed before JES3 termination. This might cause jobs with outstanding subsystem requests to produce unpredictable results. JES3 returns the name of the mailbox of the queue that caused the verification problem and a return code from the MVS queue verify routine. JES3 continues checkpoint processing of the remaining staging areas on the current queue. JES3 termination processing continues.

**Operator response:** Notify your system programmer.

**System programmer response:** If the problem persists, contact the IBM Support Center.

**Module:**

Containing	Detecting	Issuing
IATSSCK	IEAVEQV0	IATSSCK

**Routing Code:** 2,10

**Descriptor Code:** 4

---

## IAT6319

**Explanation:**

▶▶ CHECKPOINTS FAILED FOR— *fail\_count*— OF— *total\_count*— STAGING AREAS—▶▶

During JES3 termination, JES3 was checkpointing the destination queue staging areas back to JES XCF. During that processing, JES3 determined that checkpoint processing failed for one or more of these staging areas.

In the message text:

*fail\_count*

the number of staging areas that JES3 did not checkpoint.

*total\_count*

The total number of staging areas that JES3 processed.

**System action:** If all staging areas are not checkpointed before JES3 termination, jobs with outstanding subsystem requests could produce unpredictable results. The JES3 checkpoint routine returns to its caller, and JES3 termination processing continues.

**Operator response:** Notify your system programmer.

**System programmer response:** If the problem persists, contact the IBM Support Center.

**Module:**

Containing	Detecting	Issuing
IATSSCK	IATSSCK	IATSSCK

**Routing Code:** 2,10

**Descriptor Code:** 4



---

IAT6320

## Explanation:

►► CRITICAL VIRTUAL STORAGE SHORTAGE IN THE JES3 ADDRESS SPACE  
 ,FSS— *fssname*— ASID=— *asid*

The JES3 address space or FSS address space has encountered a critical shortage of virtual storage. If the shortage occurred in a FSS address space, the name and address space id of the functional subsystem appear at the end of the message. If the shortage appears in a JES3 address space, the message will specify the JES3 address space.

**System action:** JES3 has released two reserved 8K areas of storage in an attempt to make recovery processing possible.

**Operator response:** Notify the system programmer. Consult your installation's procedures and/or the system programmer before starting any new functions in the JES3 address space.

**Programmer response:** An out-of-space abend has occurred; check SYS1.LOGREC to determine the cause. Lighten the storage load by reducing activity (such as the number of C/I subtasks) in the JES3 address space.

## Module:

Containing	Detecting	Issuing
IATGRCT	IATABMN	IATGRCT

Routing Code: 2

Descriptor Code: 10,11

---

IAT6325

## Explanation:

►► MODULE— *module*— CHANGED IN SIZE SINCE— LAST ALOADED

While refreshing the specified module, JES3 determined that the module had changed in size since it was last loaded (using the ALOAD macro).

**System action:** Processing continues; the module is loaded in a different location.

**Operator response:** None. This is an informational message.

## Module:

Containing	Detecting	Issuing
IATGRLD	IATGRLD	IATGRLD

Routing Code: 42

Descriptor Code: 7

---

IAT6326

## Explanation:

►► MODULE— *module*— CHANGED RESIDENCY MODE— SINCE LAST ALOAD

The system programmer changed the location of the specified module. JES3 issues this message to inform the system programmer that the location of the module has changed since the last time it was brought into storage.

**System action:** Processing continues. The module is loaded in a different location.

**Operator response:** None. This is an informational message.

## Module:

## IAT6330 • IAT6333

**Containing**  
IATGRLD

**Detecting**  
IATGRLD

**Issuing**  
IATGRLD

**Routing Code:** 42

**Descriptor Code:** 7

---

**IAT6330**

**Explanation:**

▶▶ ID= *xxx*, TCB= *adr* FCT= *adr* TOD= *hh.mm.ss.t* ADDR= *adr* ◀◀

This message is issued as a result of the trace dump command, \*MODIFY,E,DUMP=.

**System action:** Processing continues.

**Operator response:** None. This is an informational message.

**Module:**

**Containing**  
IATGRED

**Detecting**  
IATGRED

**Issuing**  
IATGRED

**Routing Code:** 10,Note 18

**Descriptor Code:** 7

---

**IAT6332**

**Explanation:**

▶▶ TRACE DUMP COMPLETE ◀◀

Processing of the last trace dump command, \*MODIFY,E,DUMP=, is complete.

**System action:** Processing continues.

**Operator response:** None. This is an informational message.

**Module:**

**Containing**  
IATGRED

**Detecting**  
IATGRED

**Issuing**  
IATGRED

**Routing Code:** Note 18

**Descriptor Code:** 7

---

**IAT6333**

**Explanation:**

▶▶ STOP ON TRACE ID= *xxx* ◀◀

This message is issued only in conjunction with a \*MODIFY,E,STOP=WAIT command. The stop was invoked for trace ID *xxx* (a 4-digit decimal number).

**System action:** The FCT of the trace caller is placed in the AWAIT state on the STOP ECF.

**Operator response:** Use the \*MODIFY,E,START=PGMCHK or \*MODIFY,E,START=RESUME command to post the STOP ECF as required.

**Module:**

**Containing**  
IATGRTX

**Detecting**  
IATGRTX

**Issuing**  
IATGRTX

**Routing Code:** Note 4

**Descriptor Code:** 7

#### IAT6334

##### Explanation:

▶▶— TRACE ACTIVE - NO DUMP—▶▶

The trace routine is busy; no trace dump can be taken at this time.

**System action:** Processing continues.

**Operator response:** If an exclusive trace stop occurred, enter the \*MODIFY,E,START=RESUME command to free the trace routine, then try another trace dump. For a normal busy condition, simply retry.

##### Module:

**Containing**  
IATGRED

**Detecting**  
IATGRED

**Issuing**  
IATGRED

**Routing Code:** Note 18

**Descriptor Code:** 7

#### IAT6340

##### Explanation:

▶▶— THERE ARE NO AVAILABLE JOB NUMBERS—▶▶

All numbers in the job number table are currently in use.

**System action:** Any job unable to obtain a number is held until a job number becomes available.

**Operator response:** Notify the system programmer.

**Programmer response:** Restart the system with an increased job number range on the JES3 OPTIONS initialization statement.

##### Module:

**Containing**  
IATGRJN

**Detecting**  
IATGRJN

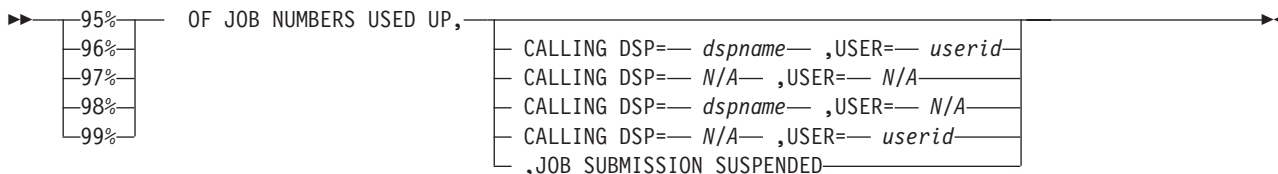
**Issuing**  
IATGRJN

**Routing Code:** 2

**Descriptor Code:** 1,7

IAT6341

Explanation:



JES3 monitors the usage of job numbers. When there is a significant increase or decrease in the percentage of job numbers used up, this message will be displayed. A significant change is considered to be 5%, and the only values displayed are 80, 85, 90, and 95. Once 95% is reached, depending on the threshold, you will see either 96%, 97%, 98% or 99% displayed and the message text JOB SUBMISSION SUSPENDED. (For example, if there are 3000 jobs, the threshold is 2900 job numbers in use, and 2900/3000=96%.)

In the message text:

*nn%*

The percentage of job numbers used up.

*dspname*

The function that issued the AJOBNUM request.

*userid*

The userid of the job submittor.

**CALLING DSP=**

If N/A is displayed, the *dspname* or *userid* was not available, indicating that JES3 is becoming more constrained. As the constraint becomes less severe, text starting with CALLING DSP= will not be displayed.

**JOB SUBMISSION SUSPENDED**

If this message is displayed, JES3 reached a threshold and only 100 job numbers (or 5% of the total, whichever is less) are available. Only started tasks or callable DSPs can be started. Batch and TSO/E jobs attempting to submit other jobs will wait until this constraint has been relieved. Jobs must be removed from the system before new jobs will be accepted.

**System action:** If the text JOB SUBMISSION SUSPENDED is displayed, jobs that are unable to obtain a job number are held and only started tasks or called DSPs will be allowed to start.

**Operator response:** When the message is displayed without the optional text, no further action is necessary.

When CALLING DSP= appears in the message, monitor the userid displayed by the USER keyword. If the message is always displayed for the same userid, that user is likely causing the problem. Verify this by monitoring message IAT6100 and its ID keyword. Contact the user immediately or cancel the userid. If the text is repeatedly CALLING DSP= N/A N/A, go to the syslog and see what function is submitting jobs at a high rate. Stop that function.

**Programmer response:** When this message is issued frequently, evaluate the need to increase the job number range by changing the JES3 OPTIONS initialization statement and specifying a larger JCT data set.

**Module:**

**Containing**  
IATGRJN

**Detecting**  
IATGRJN

**Issuing**  
IATGRJN

**Routing Code:** 2

**Descriptor Code:** 2,7

IAT6345

Explanation:



There are no JQEs available to allocate to the job. All available space for JQEs has been allocated.

**System action:** The FCT that is trying to obtain a JQE may wait until a JQE becomes available. This message will be removed from the JES3 action queue when the request is satisfied.

**Operator response:** Notify the system programmer.

**Programmer response:** You may want to ease the current situation by doing one of the following:

- Cancelling some jobs.
- Finding and correcting the error condition (output service, for example) that is causing jobs to backup in your installation.

To prevent this situation from recurring in the future, check the JOBNO parameter on the OPTIONS initialization statement. Allocate enough direct-access space to accommodate your installation's working set for JCT records. (See *z/OS JES3 Initialization and Tuning Reference*.)

**Module:**

Containing	Detecting	Issuing
IATGRJX	IATGRJX	IATGRJX

**Routing Code:** 10

**Descriptor Code:** 2,11

IAT6350

**Explanation:**

▶▶ JESCKPNT ERROR— xx — . — COLD START REQUIRED ▶▶

A checkpoint error occurred when writing the JESCKPNT record (CKP) to the checkpoint data set(s). As a result of the error, the JESCKPNT record in the checkpoint data set(s) is no longer valid or may have been destroyed. The type of checkpoint write error is indicated by *xx* which is the error return code from the IATXCKPT service. See *z/OS JES3 Customization* for an explanation of the return codes.

**System action:** JES3 processing continues. JES3 will try to process any subsequent requests to update the JESCKPNT record, but the requests may end in an error. If the error is temporary, so that a subsequent JESCKPNT request completes successfully, JES3 will issue message IAT6354 to indicate that it recovered from the error.

**Operator response:** Notify the system programmer. If the error is a permanent error, begin to quiesce the JES3 complex. Clear up the job backlog as much as possible before JES3 ends. You can use the dump job (DJ) DSP to save jobs for later restoration.

If message IAT6354 appears (indicating recovery from the JESCKPNT error) while you are quiescing the complex, stop the quiesce process so that normal activity can resume.

**Programmer response:** If the error is a temporary I/O error condition caused by an operation or configuration problem, correct the problem causing the error. If the error is a permanent I/O error condition, reallocate the checkpoint data sets and perform a cold start. If the error is not an I/O error, see Chapter 30, "Problem Determination," on page 1135.

**Problem determination:** See Chapter 30, "Problem Determination," on page 1135, Table I, items 18 and 37, and Table III, items 1 and 4.

**Module:**

Containing	Detecting	Issuing
IATGRCP	IATGRCK	IATGRCP

**Routing Code:** 1

**Descriptor Code:** 2

## IAT6351

**Explanation:**

►► — SPOOL DATA SET CHECKPOINT ERROR — *type* — COLD START REQUIRED —————►►

An error occurred when JES3 attempted to update the status in the spool data set checkpoint record (VOL). As a result of the error, the spool data set checkpoint record in the checkpoint data set(s) is no longer valid or may have been destroyed. The error *type* is one of the following:

**MISMATCH**

The spool data set entries in the spool data set checkpoint record do not match the spool data set entries in the resident spool extent table.

**READ *xx***

A checkpoint read error occurred, where *xx* is the error code returned from the IATXCKPT service. See *z/OS JES3 Customization*.

**WRITE *xx***

A checkpoint write error occurred, where *xx* is the error code returned from the IATXCKPT service. See *z/OS JES3 Customization*.

**System action:** JES3 processing continues. JES3 will try to process subsequent requests to update the spool data set checkpoint record, but the requests may end in an error. If the error is temporary, so that a subsequent update of the spool data set checkpoint record completes successfully, JES3 will issue IAT6354 to indicate that it recovered from the error.

**Operator response:** Notify the system programmer. If the error is a permanent error, begin to quiesce the JES3 complex. Clear up the job backlog as much as possible before JES3 ends. You can use the dump job (DJ) DSP to save jobs for later restoration.

If Message IAT6354 appears (indicating recovery from the spool data set checkpoint error) while you are quiescing the complex, stop the quiesce process so that normal activity can resume.

**Programmer response:** If the error is a temporary I/O error condition caused by an operation or configuration problem, correct the problem causing the error. If the error is a permanent I/O error condition, reallocate the checkpoint data sets and perform a cold start. If the error is not an I/O error, see Chapter 30, "Problem Determination," on page 1135.

**Problem determination:** See Chapter 30, "Problem Determination," on page 1135, Table I, items 18 and 37, and Table III, items 1 and 4.

**Module:**

**Containing**  
IATGRCP

**Detecting**  
IATGRCK

**Issuing**  
IATGRCP

**Routing Code:** 1

**Descriptor Code:** 2

## IAT6352

**Explanation:**

►► — PTAT CHECKPOINT ERROR — *xx.* — PTAT RECORD COULD NOT BE ———►►  
┌ VALIDATED ────┐  
└ INVALIDATED ───┘

A checkpoint write error was encountered during JES3 recovery processing when attempting to validate or invalidate the partition track allocation table (PTAT) checkpoint record in the checkpoint data set(s). The type of checkpoint write error is indicated by *xx* which is the error return code from the IATXCKPT service. See *z/OS JES3 Customization*.

**System action:** If the error occurred when attempting to validate the partition TAT checkpoint record, the record remains not valid in the checkpoint data set(s) and JES3 continues recovery processing. If JES3 recovery processing fails and JES3 ends, the partition TAT checkpoint information cannot be used when JES3 is restarted. JES3 rebuilds

the partition TAT checkpoint record, but jobs or data sets that have their track allocation tables (JBTs) on an unavailable spool data set will be canceled since there is no way of identifying the spool space allocated to them.

If the error occurred when attempting to invalidate the partition TAT checkpoint record, JES3 ends.

**Operator response:** If JES3 ends because the partition TAT checkpoint record could not be invalidated, notify the system programmer.

**Programmer response:** If the write error was due to a permanent I/O error condition, reallocate the checkpoint data set(s) and instruct the operator to restart JES3. If the error was caused by a checkpoint access method busy condition, the error can be ignored since this condition is only temporary. If any other condition caused the error, see Chapter 30, "Problem Determination," on page 1135.

**Problem determination:** See Chapter 30, "Problem Determination," on page 1135, Table I, items 18 and 37, and Table III, items 1 and 4.

**Module:**

Containing	Detecting	Issuing
IATGRCP	IATGRCK	IATGRCP

**Routing Code:** 2,10

**Descriptor Code:** 4

IAT6353

**Explanation:**

▶— SPOOL PARTITION CHECKPOINT ERROR— *type*— COLD START REQUIRED—▶

An error occurred when JES3 attempted to update the status in the spool partition checkpoint record (SPR). As a result of the error, the spool partition checkpoint record in the checkpoint data sets is no longer valid or may have been destroyed. The type of error is one of the following:

**MISMATCH**

The spool partition entries in the spool partition checkpoint record do not match the resident chain of spool partition blocks.

**READ *xx***

A checkpoint read error occurred, where *xx* is the error code returned from the IATXCKPT service. See *z/OS JES3 Customization*.

**WRITE *xx***

A checkpoint write error occurred, where *xx* is the error code returned from the IATXCKPT service. See *z/OS JES3 Customization*.

**System action:** JES3 processing continues. JES3 will try to process subsequent requests to update the spool partition checkpoint record, but the requests may end in an error. If the error is temporary, so that a subsequent update of the spool partition checkpoint record completes successfully, JES3 will issue message IAT6354 to indicate that JES3 recovered from the error.

**Operator response:** Notify the system programmer. If the error is a permanent error, begin to quiesce the JES3 complex. Clear up the job backlog as much as possible before JES3 ends. You can use the dump job (DJ) DSP to save jobs for later restoration.

If message IAT6354 appears (indicating recovery from the spool partition checkpoint error) while you are quiescing the complex, stop the quiesce process so that normal activity can resume.

**Programmer response:** If the error is a temporary I/O error condition caused by an operation or configuration problem, correct the problem causing the error. If the error is a permanent I/O error condition, reallocate the checkpoint data sets and perform a cold start. If the error is not an I/O error, see Chapter 30, "Problem Determination," on page 1135.

**Problem determination:** See Chapter 30, "Problem Determination," on page 1135, Table I, items 18 and 37, and Table III, items 1 and 4.

## IAT6354 • IAT6356

### Module:

**Containing**  
IATGRCP

**Detecting**  
IATGRCK

**Issuing**  
IATGRCP

**Routing Code:** 1

**Descriptor Code:** 2

---

### IAT6354

#### Explanation:



JES3 has successfully recovered from an earlier checkpoint error that occurred when updating status in the indicated checkpoint record. The checkpoint record is now up-to-date in the checkpoint data set(s).

**System action:** JES3 processing continues.

**Operator response:** If the JES3 complex is currently being quiesced to do a cold start because of the previous checkpoint error, stop JES3 and resume normal processing.

### Module:

**Containing**  
IATGRCP

**Detecting**  
IATGRCK

**Issuing**  
IATGRCP

**Routing Code:** 42

**Descriptor Code:** 7

---

### IAT6355

#### Explanation:



JES3 was unable to read an existing checkpoint record while initializing the JES3 dump suppression table.

**System action:** JES3 failsoft codes with dump suppression were lost during the last restart of JES3. JES3 initialization continues with no failsoft codes with suppressed dumps.

**Operator response:** Use the \*F X,ABEND= command to reset dump suppression.

### Module:

**Containing**  
IATGRWD

**Detecting**  
IATGRWD  
IATDMNC

**Issuing**  
IATGRWD

**Routing Code:** 42

**Descriptor Code:** 7

---

### IAT6356

#### Explanation:



▶▶ (GRWD) - JES3 DUMP SUPPRESSION— CHECKPOINT WRITE FAILED ▶▶

JES3 was unable to write a new checkpoint record while initializing the JES3 dump suppression table.

**System action:** JES3 failsoft codes with dump suppression were lost. The dump suppression will remain active, but the list of failsoft codes will be lost with the next restart of JES3.

**Operator response:** None. This is an informational message.

**Module:**

Containing	Detecting	Issuing
IATGRWD	IATGRWD	IATGRWD
	IATDMNC	

**Routing Code:** 42

**Descriptor Code:** 7

IAT6359

**Explanation:**

▶▶ \*\*\* WARNING \*\*\* ONLY ONE JES3 CHECKPOINT— DATA SET IN USE. ▶▶

└─ ,FOR FSS— *fssname*,— ,ASID=— *asid* ─┘

During initialization of the checkpoint data sets, JES3 has determined that one of the two possible checkpoint data sets (CHKPNT or CHKPNT2) is unavailable. Message IAT6360, which appears before this message, describes the reason why the data set is not available. As a result, no duplexing of the checkpoint records will occur. If this condition was encountered while initializing a functional system (FSS) address space, the functional subsystem name *fssname* and address space ID *asid* appear in the message. Absence of the FSS text indicates that the condition was encountered while initializing the JES3 address space.

**System action:** Initialization continues.

**Operator response:** Notify the system programmer.

**Programmer response:** If checkpoint duplexing is desired, ensure that the JES3 and FSS start procedures define both the CHKPNT and CHKPNT2 data sets.

**Module:**

Containing	Detecting	Issuing
IATYCKI	IATGRCK	IATGRCP

**Routing Code:** 2,10

**Descriptor Code:** 4,7

IAT6360

**Explanation:**

▶▶ CHECKPOINT DATASET— *ddn*— UNAVAILABLE,— *reasontext* ─┘  
└─ ,FOR FSS— *fssname*,— ,ASID=— *asid* ─┘

Initialization of the checkpoint data set associated with the indicated *ddn* failed for one of the following reasons:

*ddn* **DD NOT DEFINED**

the ddname *ddn* was not defined in the JES3 or FSS start procedure.

## IAT6360

### **OPEN WAS UNSUCCESSFUL**

the data set could not be opened.

### **DEVICE TYPE NOT VALID**

the device on which the checkpoint data set resides is not supported by JES3.

### **MULTI-EXTENT DATA SET**

the checkpoint data set does not consist of a single contiguous DASD extent.

### **NOT ON CYL BOUNDARIES**

the data set does not start and end on a cylinder boundary.

### **DEVTYPE UNSUCCESSFUL**

a DEVTYPE macro request to obtain device information completed unsuccessfully.

### **TRKCALC UNSUCCESSFUL**

a TRKCALC macro request to determine the number of checkpoint record segments per track completed unsuccessfully.

### **RDJFCB UNSUCCESSFUL**

when attempting to read the JFCB for the data set, the RDJFCB macro request completed with a zero return code, but the JFCB was not read into the work buffer.

If this error condition was detected during initialization of a functional subsystem (FSS), the functional subsystem name *fssname* and address space ID *asid* appear at the end of the message. Absence of this text indicates that the error condition was detected during initialization of JES3.

**System action:** If at least one of the two possible checkpoint data sets (CHKPNT or CHKPNT2) is available, initialization continues normally. Otherwise, JES3 or the FSS is ended with a system completion code of 2FB.

**Operator response:** This message may be ignored if your installation has elected to run with only one checkpoint data set and it is not the data set identified in the message. Otherwise, notify your system programmer.

**Programmer response:** The action required for each of the reasons that can cause the data set to be unavailable is as follows:

#### *ddn* **DD NOT DEFINED**

include a DD statement with a ddname of *ddn* in the JES3 or FSS start procedure to define the checkpoint data set. At a minimum, only one checkpoint data set needs to be defined in the start procedure, that is, CHKPNT or CHKPNT2. Specifying both, however, will help to ensure the availability of valid checkpoint data in the event errors occur when accessing one of the data sets.

### **OPEN WAS UNSUCCESSFUL**

see Chapter 30, "Problem Determination," on page 1135.

### **DEVICE TYPE NOT VALID**

reallocate the checkpoint data set on a direct access device supported by JES3.

### **MULTI-EXTENT DATA SET**

reallocate the checkpoint data set with SPACE=(CYL,(n,0),,CONTIG).

### **NOT ON CYL BOUNDARIES**

reallocate the checkpoint data set with SPACE=(CYL,(n,0),,CONTIG).

### **DEVTYPE UNSUCCESSFUL**

see Chapter 30, "Problem Determination," on page 1135.

### **TRKCALC UNSUCCESSFUL**

see Chapter 30, "Problem Determination," on page 1135.

### **RDJFCB UNSUCCESSFUL**

see Chapter 30, "Problem Determination," on page 1135.

**Problem determination:** Table I, item 29, and Table III, item 6.

**Module:**

**Containing**  
IATYCKI

**Detecting**  
IATGRCK

**Issuing**  
IATGRCK

Routing Code: 1

Descriptor Code: 7,11

## IAT6361

## Explanation:

```

▶▶ CHECKPOINT DATASET [ ddn ] IS INVALID — OR NEW, — TRACK MAP INITIALIZED ▶▶
▶ [ ,FOR FSS — fssname, — ASID= — asid ] IATUTJCT UTILITY ▶▶

```

When initializing the checkpoint data set defined by the indicated *ddn*, the track map record (CMAP) either could not be read successfully because of an I/O error or the record was found to be incorrect.

This condition occurs if the data set is a new checkpoint data set since the data set has never been initialized with a track map record. This condition also occurs if the track map record is bad or down level in an existing checkpoint data set previously used for checkpointing during the last JES3 start. In either case, a new track map is created and initialized in storage.

If this condition is encountered when initializing JES3 on a local or when initializing a functional subsystem (FSS), the reinitialized track map will not be written to the checkpoint data set. If encountered when initializing JES3 on the global, or running the IATUTJCT utility, the reinitialized track map will be written to the checkpoint data set when the first checkpoint read, write, or purge request is successfully processed.

If this condition is encountered when running the IATUTJCT utility, **IATUTJCT UTILITY** appears at the end of the message. If this condition is encountered when initializing a functional subsystem (FSS), the functional subsystem name (*fssname*) and address space identifier (*asid*) appear at the end of the message. Absence of the IATUTJCT and FSS text indicates the condition was detected during initialization of JES3.

Furthermore, if this message is issued by the IATUTJCT utility, the *ddname* **CHKPNT** that appears in the message actually refers to the data set specified by the **NCHKPNT** DD in the procedure that runs IATUTJCT. IATUTJCT reallocates the **NCHKPNT** data set as the **CHKPNT** DD before calling the JES3 checkpoint services to write the new checkpoint data set.

**System action:** If this message was issued from the JES3 address space or an FSS address space, initialization of that address space continues. If this message was issued from an address space running the IATUTJCT utility, the utility continues.

**Operator response:** If the checkpoint data set is a new data set, this message should be ignored. If the checkpoint data set is an existing data set that should contain valid JES3 checkpoint data, notify your system programmer.

**Programmer response:** If the data set is an existing checkpoint data set that should be valid, examine the data in the SYS1.LOGREC data set and the hard-copy message log. If there are permanent error indications, reallocate the checkpoint data set and restart JES3.

**Problem determination:** See Table I, items 18, and 37, and Table III, items 4 and 6.

## Module:

**Containing**  
IATYCKI

**Detecting**  
IATGRCK

**Issuing**  
IATGRCK

Routing Code: 2,10

Descriptor Code: 4,7

## IAT6362

## Explanation:

```

▶▶ *** WARNING *** JES3 CHECKPOINT DATASETS— ON SAME VOLUME ▶▶

```

Both the **CHKPNT** and **CHKPNT2** checkpoint data sets are located on the same volume. This will not affect JES3

## IAT6363

processing, but if severe damage should occur to the volume, both data sets may be lost, requiring a cold start of the JES3 complex.

**System action:** JES3 initialization continues.

**Operator response:** Notify the system programmer.

**Programmer response:** Reallocate one of the checkpoint data sets on a different volume and then restart JES3.

**Module:**

Containing	Detecting	Issuing
IATYCKI	IATGRCK	IATGRCK

**Routing Code:** 2,10

**Descriptor Code:** 4,7

---

### IAT6363

#### Explanation:

```
▶▶ JES3 CHECKPOINT I/O ERROR,— ddn,volser,dev,rcd,cc,op,stat,sense,ccccchrr————▶
▶
┌ ─ ,FOR FSS— fssname,— ASID=— asid—
└ ─ IATUTJCT UTILITY————▶
```

An I/O error occurred when accessing one of the JES3 checkpoint data sets.

If the I/O request occurred in a functional subsystem (FSS), the functional subsystem name (*fssname*) and address space identifier (*asid*) appear at the end of the message.

If the I/O request occurred in the IATUTJCT utility, **IATUTJCT UTILITY** appears at the end of the message. The absence of the FSS and IATUTJCT text indicates the I/O request occurred in the JES3 address space.

The fields in the second line of this message are as follows:

*ddn*

ddname of the checkpoint data set.

If this message is issued by the IATUTJCT utility, contains the ddname CHKPNT, and is followed by message IAT6361, the ddname actually refers to the data set specified by the NCHKPNT DD in the procedure that runs IATUTJCT. This is because IATUTJCT reallocates the NCHKPNT data set as the CHKPNT DD before calling the JES3 checkpoint services to write the new checkpoint data set.

In all other cases, the ddname refers to the actual ddname that was specified in the JCL for JES3, the FSS, or the IATUTJCT utility.

*volser*

serial number of the volume on which the data set resides.

*dev*

device number

*rcd*

the checkpoint record that was being accessed

*cc*

I/O completion code posted in the ECB.

*op*

operation code of the channel command word (CCW) that was being processed when the error occurred.

*stat*

status portion of the channel status word (CSW).

*sense*

sense bytes 0 and 1.

*ccccchrr*

disk address of the record being accessed.

**System action:** If only one checkpoint data set is available (that is, no checkpoint duplexing), the checkpoint access method indicates the error condition to the function trying to access the checkpoint data set, and that function issues an error message further clarifying the severity of the error relative to its processing.

If two checkpoint data sets are being used, the checkpoint access method attempts to perform the I/O operation to the other data set if it has not already tried the operation on that data set. If successful, processing continues normally. If unsuccessful, the checkpoint access method indicates the error condition to the function trying to access the checkpoint data set, and that function issues an error message further clarifying the severity of the error relative to its processing.

**Operator response:** Notify the system programmer.

**Programmer response:** Analyze the error status. If the error is a permanent error, reallocate the checkpoint data set on a different volume/unit. If the error was detected in JES3, restart JES3. If the error was detected in IATUTJCT, rerun IATUTJCT.

**Problem determination:** See Table I, item 18, and Table III, item 4.

**Module:**

Containing	Detecting	Issuing
IATYCKI	IATGRCK	IATGRCK

**Routing Code:** 2,10

**Descriptor Code:** 4,7

---

IAT6364

**Explanation:**

▶— JES3 CHECKPOINT DATA ERROR --- *rcd,ddn* —————▶

,FOR FSS— <i>fssname</i> ,— ASID=— <i>asid</i>
IATUTJCT UTILITY

An error occurred when reading the physical segments of a checkpoint record.

The record identifier (*rcd*), timestamp, version number, segment number, or segment length in the header portion of one of the physical segments did not agree with the data that was expected.

The variable fields in the message text are as follows:

*rcd*

the checkpoint record that was being read at the time of the error.

*ddn*

ddname of the checkpoint data set that was being accessed.

This problem could occur if during the last update to the record an error resulted ending the checkpoint operation before all physical record segments were written.

If the error was detected when running the IATUTJCT UTILITY, IATUTJCT UTILITY appears at the end of the message. If the error was detected when initializing a functional subsystem (FSS), the functional subsystem name (*fssname*) and address space identifier (*asid*) appear at the end of the message. The absence of the FSS and IATUTJCT text indicates the error was detected when initializing JES3.

**System action:** If only one checkpoint data set is available (that is, no checkpoint duplexing), the checkpoint access method indicates the error condition to the JES3 or FSS function that issued the checkpoint read request, and that function issues an error message further clarifying the severity of the error relative to its processing.

If two checkpoint data sets are being used, the checkpoint access method attempts to read the logical checkpoint record from the other data set if it has not already done so. If the record is successfully read from the other data set, JES3/FSS/IATUTJCT processing continues normally. If the record cannot be successfully read from the other data set, the checkpoint access method indicates the error condition to the address space which issued the checkpoint read request and that function issues an error message further clarifying the severity of the error relative to its processing.

**Operator response:** Notify the system programmer.

## IAT6365 • IAT6366

**Programmer response:** See Chapter 30, "Problem Determination," on page 1135.

**Problem determination:** See Chapter 30, "Problem Determination," on page 1135, Table I, items 18 and 37, and Table III, item 4.

**Module:**

**Containing**  
IATYCKI

**Detecting**  
IATGRCK

**Issuing**  
IATGRCK

**Routing Code:** 2,10

**Descriptor Code:** 4,7

---

### IAT6365

**Explanation:**

▶▶— CHECKPOINT WRITE FAILED —DUE TO INSUFFICIENT — SPACE— — *rcd, ddn* —————▶▶

A checkpoint record could not be successfully written to one of the checkpoint data sets because the data set did not have enough space to contain the record. The variable fields in the message text are as follows:

*rcd*

The checkpoint record.

*ddn*

The ddname of the checkpoint data set. If this message is issued by the IATUTJCT utility, this ddname will be CHKPNT but actually refers to the data set specified by the NCHKPNT DD in the procedure that runs IATUTJCT. This is because IATUTJCT reallocates the NCHKPNT data set as the CHKPNT DD before calling the JES3 checkpoint services to write the new checkpoint data set.

**System action:** If only one checkpoint data set is available (that is, no checkpoint duplexing), the checkpoint access method indicates the error condition to the function issuing the checkpoint write request, and that function issues an error message further clarifying the severity of the error relative to its processing.

If two checkpoint data sets are being used and the record was successfully written to the other data set, processing continues normally. Otherwise, the checkpoint access method indicates the error condition to the function issuing the checkpoint write request, and that function issues an error message further clarifying the severity of the error relative to its processing.

JES3 or IATUTJCT also issues message IAT6368. If this error occurs when running IATUTJCT, IATUTJCT issues message IAT7787 and ends with a return code of 4.

**Operator response:** Notify the system programmer.

**Programmer response:** Reallocate the checkpoint data set with more space and restart JES3 or IATUTJCT.

**Module:**

**Containing**  
IATYCKI

**Detecting**  
IATGRCK

**Issuing**  
IATGRCK

**Routing Code:** 2,10

**Descriptor Code:** 4,7

---

### IAT6366

**Explanation:**

▶▶— CRITICAL CHECKPOINT PROBLEM - TRACK— MAP ERROR ON DATA SET— *ddn* —————▶▶

JES3 encountered an error when updating the track map record (CMAP) in the checkpoint data set defined by the indicated ddname. The track map record in the data set is either no longer valid or was destroyed by the write

operation. As a result, the checkpoint data set is no longer reliable for use during a JES3 restart.

If you are running the IATUTJCT UTILITY, note that although *ddn* specifies CHKPNT, the data set that ran out of space is the data set defined by the NCHKPNT DD statement for this utility.

**System action:** If this error is detected in JES3, JES3 processing continues normally since the copy of the track map record maintained in storage is still valid. Any subsequent checkpoint requests that cause the track map to be updated will be attempted, but they may also end in error. If the error is a temporary condition so that the track map is successfully updated during a subsequent checkpoint request, message IAT6367 is issued to indicate JES3 recovered from the error and message IAT6366 is deleted from the action message queue.

If this error occurs when running IATUTJCT, IATUTJCT issues message IAT7787 and ends with a return code of 4.

**Operator response:** If the error is a permanent error, and two checkpoint data sets are being used, end the JES3 processing in the complex as soon as possible so the problem can be corrected while there is still one good data set. Notify the system programmer. Once the problem has been corrected, hot start the JES3 complex.

If the error is a permanent error and only one checkpoint data set is being used, begin quiescing the JES3 complex gradually to prepare for a cold start. Clear up the queue backlog as much as possible before JES3 finally ends. The dump job (DJ) DSP may be used to save jobs for later restoration after the cold start. Once the JES3 complex has been quiesced and the problem corrected, perform a cold start to restart the complex.

If the error occurred when running IATUTJCT, notify the system programmer.

**Programmer response:** If the error was in JES3 and the track map error was caused by a temporary I/O error resulting from an operation or configuration problem, correct the problem causing the I/O error. If the track map error was caused by a permanent I/O error condition, reallocate the checkpoint data set and restart the JES3 complex. If the track map error was not the result of an I/O error, see Chapter 30, "Problem Determination," on page 1135.

If the error occurred when running IATUTJCT, reallocate the NCHKPNT data set and rerun IATUTJCT.

**Problem determination:** See Table I, items 18 and 37, and Table III items 1 and 4.

**Module:**

Containing	Detecting	Issuing
IATYCKI	IATGRCK	IATGRCK

**Routing Code:** 1

**Descriptor Code:** 2,7

IAT6367

**Explanation:**

▶— RECOVERED FROM TRACK MAP ERROR ON — CHECKPOINT DATA SET— *ddn* —▶

JES3 or IATUTJCT has successfully recovered from an earlier track map error on the checkpoint data set defined by the indicated ddname *ddn*. The track map record in the data set is now valid.

If this message is issued by the IATUTJCT UTILITY, the ddname in *ddn* is CHKPNT but actually refers to the data set specified by the NCHKPNT DD in the procedure that runs IATUTJCT. This is because IATUTJCT reallocates the NCHKPNT data set as the CHKPNT DD before calling the JES3 checkpoint services to write the new checkpoint data set.

**System action:** JES3 or IATUTJCT processing continues.

**Operator response:** Notify the system programmer. Any action taken as the result of the previous track map error may be stopped.

**Programmer response:**

- If the error was detected in JES3:

Although JES3 has recovered from the track map error, it may still be advisable to have the operator quiesce the complex and then reallocate the data set if intermittent I/O errors are occurring on the volume containing the data set.

**Module:**

## IAT6368 • IAT6369

**Containing**  
IATYCKI

**Detecting**  
IATGRCK

**Issuing**  
IATGRCK

**Routing Code:** 1

**Descriptor Code:** 7,11

---

### IAT6368

#### Explanation:

▶▶ CHECKPOINT SPACE PROBLEM --- DATA SET— *ddn*— HAS INSUFFICIENT SPACE —————▶▶

The checkpoint data set associated with the indicated ddname *ddn* does not have enough space allocated. Attempts to write to the checkpoint data set have resulted in failure because of the lack of space.

If you are running the IATUTJCT utility, note that although *ddn* specifies CHKPNT, the data set that ran out of space is the data set defined by the NCHKPNT DD statement for this utility.

JES3 issues message IAT6365 before message IAT6368 to indicate the checkpoint record that was lost or not updated because of lack of space. After message IAT6368 is issued, other checkpoint write requests that fail because of insufficient space will also be reported with message IAT6365.

**System action:** JES3 continues processing until terminated by your response. Message IAT6368 remains displayed until JES3 is terminated.

**Operator response:** If two checkpoint data sets are being used and the other data set is still good, end the JES3 processing in the complex immediately so the problem can be corrected while there is still one good data set. Notify the system programmer. Once the problem is corrected (the checkpoint data set is reallocated with more space), hot start the JES3 complex.

If problems exist with both checkpoint data sets or if only one checkpoint data set is being used (message IAT6365 will report this information), begin quiescing the JES3 complex gradually to prepare for a cold start because key checkpoint data may have been lost. One way to do this is to put low priority jobs on the hold queue until the checkpoint data set can be reinstated. These jobs can be run after the checkpoint data set is reallocated with more space.

Clear up the job queue backlog as much as possible before JES3 terminates. The dump job (DJ) DSP may be used to save jobs for later restoration after the cold start. Notify the system programmer. Once the JES3 complex is quiesced and the problem corrected (the checkpoint data set(s) is allocated with more space), perform a cold start to restart the complex.

**Programmer response:** Reallocate the checkpoint data set with more space.

#### Module:

**Containing**  
IATYCKI

**Detecting**  
IATGRCK

**Issuing**  
IATGRCK

**Routing Code:** 1

**Descriptor Code:** 2,7

---

### IAT6369

#### Explanation:

▶▶ JES3 WAITING FOR CHECKPOINT DATA— RESERVE --- *ddn,volser,dev* —————▶▶

▶  
┌ ,FOR FSS— *fssname*,— ASID=— *asid*—  
└ IATUTJCT UTILITY —————▶▶

The JES3 checkpoint access method issued a RESERVE to gain access to one of the JES3 checkpoint data sets, but the data set has already been RESERVED by another address space on the same main.



The variable fields in the message text are as follows:

*ddn*

The ddname of the checkpoint data set.

*volser*

Serial number of the volume on which the data set resides.

*dev*

Device number.

The combination of functional subsystem name (*fssname*) and address space identifier (*asid*), or the text **IATUTJCT UTILITY** appears at the end of the message if the condition is encountered within one of these environments. Absence of both of these indicates that the WAIT is being done when running in the JES3 primary address space.

**System action:** JES3, the FSS, or IATUTJCT waits for the address space that currently controls the data set to release it.

**Operator response:** Normally none, because control of the data set will typically be released by the current owner in a few seconds. However, if JES3, the FSS, or IATUTJCT appears to wait for an abnormally long time, the other address space that currently has control of the data set on this main may be waiting for the hardware reserve of the device to complete before it can continue. Check all other mains having channel accessibility to the indicated device to verify their operation. If a main has failed or a program has not canceled its reserve, no other channel can gain access to the device. If there has been a hardware failure or the program cannot be ended, reset the reserving channel with a SYSTEM RESET from the processor's console.

If this message was issued when running IATUTJCT for production, ensure that JES3 and all CIFSS address spaces are inactive on all processors in the JES3 complex. Also ensure that IATUTJCT has not been started multiple times. If IATUTJCT is to be run as a test, has not been started multiple times, and this reserve condition persists, notify the system programmer.

**Programmer response:** If no errors are found and the reserve condition persists, search problem reporting databases for a fix for the problem. If no fix exists, contact the IBM Support Center.

**Module:**

**Containing**  
IATYCKI

**Detecting**  
IATGRCK

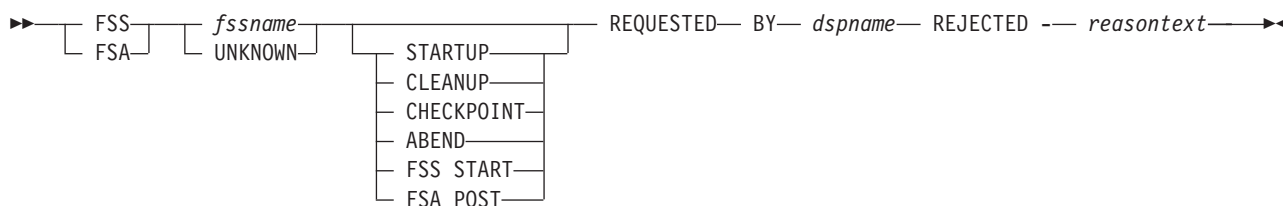
**Issuing**  
IATGRCK

**Routing Code:** 2,10

**Descriptor Code:** 4,7

## IAT6370

### Explanation:



A request to start, cleanup, checkpoint, post all functions, or abend an FSS or FSA has been rejected for one of the following reasons:

**INVALID [FSS|FSA] TABLE (all types)**

the FSS or FSA table entry address is incorrect (FSA is only valid for the CLEANUP option).

**INVALID PARAMETER STRING (startup request only)**

an incorrect parameter string has been passed.

**FSS UNUSABLE (startup and fss start request only)**

an error in system specification during JES3 initialization has caused the FSS table entry to be marked unusable.

## IAT6371

### FSS ALREADY ACTIVE (startup and fss start request only)

the FSS is already active.

### MAIN *main* NOT CONNECTED (startup or abend request)

identifies the main, where the FSS is assigned to run, is not connected.

### MAIN PROCESSOR NOT FOUND (startup or abend request)

the main where the FSS is assigned to run cannot be found.

### NO STORAGE AVAILABLE (startup request only)

there is not enough main storage available to process the request.

### FSS CHECKPOINT DISABLED (startup or checkpoint request)

the FSS checkpoint facility was disabled by a previous error.

### ALREADY REQUESTED (abend request only)

the abend request has been made already, and an MVS CANCEL command has been sent.

### ALREADY TERMINATED (abend request only)

the abend request has been made for an FSS that has already ended.

**System action:** Processing ends.

**Operator response:** Following is a list of possible actions to be taken depending on the reason for the rejection of the request:

### FSS UNUSABLE

issue the \*INQUIRY,F,FSS=*fssname*,S command to display the current system assignment for the FSS. Then issue a \*MODIFY,F,FSS=*fssname*,SYS= command to establish correct system assignments.

### FSS ALREADY ACTIVE

no response is required

### MAIN *main* NOT CONNECTED

issue an \*S,*main*,CONNECT command to cause the required *main* to be connected, or issue a \*MODIFY,F,FSS=*fssname*,SYS= command to change the *main* where the FSS is to be started

### FSS CHECKPOINT DISABLED

end all active FSSs as soon as possible, then hot start JES3 to obtain a new checkpoint spool area

**Programmer response:** Follow the instructions listed in Chapter 30, "Problem Determination," on page 1135.

**Problem determination:** See Chapter 30, "Problem Determination," on page 1135, Table III, items 1 and 4.

**Module:**

**Containing**

IATGRFS

**Detecting**

IATGRFS

**Issuing**

IATGRFS


**Routing Code:** 10,Note 17,Note 18

**Descriptor Code:** 7

---

## IAT6371

### Explanation:



An attempt to start the specified functional subsystem (FSS) *fssname* has failed.

**System action:** All processing for the FSS ends.

**Operator response:** Do not try to restart the FSS. Notify the system programmer.

**Programmer response:** Examine the console log for messages that indicate the source of the failure, such as a JCL error, an allocation error from main device scheduling (MDS), or an operator cancel command.

**Module:**

<b>Containing</b> IATGRFS	<b>Detecting</b> IATGRFS	<b>Issuing</b> IATGRFS
------------------------------	-----------------------------	---------------------------

**Routing Code:** Note 17,Note 18**Descriptor Code:** 7**IAT6372****Explanation:**

▶▶ FSS— *fssname*— START-UP ON— *main*— SUCCESSFUL—————▶▶

The initialization of the address space in which the specified functional subsystem *fssname* is to run has been successful.

**System action:** FSS initialization proceeds normally.

**Operator response:** None. This is an informational message.

**Module:**

<b>Containing</b> IATGRFS	<b>Detecting</b> IATGRFS	<b>Issuing</b> IATGRFS
------------------------------	-----------------------------	---------------------------

**Routing Code:** Note 17,Note 18**Descriptor Code:** 7**IAT6373****Explanation:**

▶▶ AWAITING COMPLETION OF START COMMAND— FOR FSS— *fssname*— ON— *main*—————▶▶

An MVS START command has been generated by JES3 to start the address space in which the specified functional subsystem (FSS) *fssname* is to run. The command has not yet completed processing.

**System action:** Message IAT6374 is issued following this message.

**Operator response:** See message IAT6374.

**Module:**

<b>Containing</b> IATGRFS	<b>Detecting</b> IATGRFS	<b>Issuing</b> IATGRFS
------------------------------	-----------------------------	---------------------------

**Routing Code:** Note 17,Note 18**Descriptor Code:** 7**IAT6374****Explanation:**

▶▶ CONTINUE WAITING,—OR ENTER \*FAIL— *fssname*— [ ,OR ENTER \*INQUIRY,J=— *jobno* ]—————▶▶

This message follows message IAT6373 and provides further information about the delayed start-up. If possible, JES3 displays the job number of the job created by the START command.

**System action:** JES3 continues to wait for START command completion unless instructed otherwise by the operator.

## IAT6375 • IAT6376

**Operator response:** An immediate response is not required. If no apparent error has occurred, allow the process to continue unchanged. If the job number is displayed, the delay is probably in the JES3 global. Use the \*INQUIRY commands to determine the job status, and take appropriate action. If the job number is not displayed, use the MVS DISPLAY command on the main named in message IAT6373, to look for a step name that matches the functional subsystem (FSS) *fssname* in message IAT6373, then take appropriate action.

If you decide to issue a JES3 \*FAIL command, it may be necessary to repeat the \*FAIL before the job is successfully removed from JES3 and the FSS made usable again.

**Module:**

Containing	Detecting	Issuing
IATGRFS	IATGRFS	IATGRFS

**Routing Code:** Note 17,Note 18

**Descriptor Code:** 7

---

### IAT6375

**Explanation:**

▶▶— PENDING MODIFY FOR FSS— *fssname*— COMPLETED—▶▶

A pending \*MODIFY command for functional subsystem (FSS) *fssname* has completed following the FSS ending.

**System action:** Processing continues.

**Operator response:** None. This is an informational message.

**Module:**

Containing	Detecting	Issuing
IATGRFS	IATGRFS	IATGRFS

**Routing Code:** Note 17,Note 18

**Descriptor Code:** 7

---

### IAT6376

**Explanation:**

▶▶— FSS/FSA CHECKPOINT DATA LOST— *fssname*—▶▶

A checkpoint was attempted and it failed, causing the loss of checkpoint data.

**System action:** FSS checkpointing is ended until the next JES3 restart.

**Operator response:** End all FSS address spaces and hot start JES3 as soon as possible.

**Module:**

Containing	Detecting	Issuing
IATGRFS	IATGRFS	IATGRFS

**Routing Code:** 10,Note 18

**Descriptor Code:** 7

---

IAT6377

## Explanation:

►►— DEVICE NUMBER— *dev*— ASSIGNED TO DEVICE— *dev*—  
 └── FOR FSS— *fssname*— ON SYSTEM— *main*—◄◄

The execution of a \*MODIFY,F command has caused a change in the device number assigned to device *devname*. The message provides the new device number and, if the device is in FSS mode, the name of the functional subsystem (FSS) and of the system where it is assigned to run.

**System action:** The device number is stored in the JES3 global device table entry for this device. The console class for messages is set from the DEVICE statement parameter for the global or for the local.

**Operator response:** Any command that refers to this device can use the device name *devname*. The device number *dev* may also be used, unless this message is followed by message IAT6379.

## Module:

Containing	Detecting	Issuing
IATGRFS	IATGRFS	IATGRFS

**Routing Code:** Note 17,Note 18

**Descriptor Code:** 7

---

IAT6378

## Explanation:

►►— DEVICE— *devname*— NUMBER— *dev*— NO LONGER AMBIGUOUS—◄◄

The execution of a \*MODIFY,F command has caused a change in the device number assigned to another JES3 global device. The number assigned to the specified device is now unique.

**System action:** Normal processing continues.

**Operator response:** Any command that refers to this device can use the device name or the device number.

## Module:

Containing	Detecting	Issuing
IATGRFS	IATGRFS	IATGRFS

**Routing Code:** Note 17,Note 18

**Descriptor Code:** 7

---

IAT6379

## Explanation:

►►— DEVICE NUMBER— *devname*— FOR DEVICE TYPE— *devtype*— IS AMBIGUOUS - USE DEVICE NAME— *devname*—◄◄

The assignment of device number *dev*, described in message IAT6377 that was previously issued, has caused two or more JES3 global devices, including the one described in this message, to have the same device number.

**System action:** JES3 rejects any operator command that attempts to use device number *dev*.

**Operator response:** Any command that refers to this device must use the device name *devname*.

## Module:

## IAT6380 • IAT6381

**Containing**  
IATGRFS

**Detecting**  
IATGRFS

**Issuing**  
IATGRFS

**Routing Code:** Note 17,Note 18

**Descriptor Code:** 7

---

### IAT6380

**Explanation:**

▶▶— DEVICE— *devname*— SET OFFLINE TO GLOBAL --- *reasontext*—▶▶

The execution of a \*MODIFY,F command has created an incompatibility within the definition of device *devname* or between the status of device *devname* and the status of the functional subsystem (FSS) with which it is associated. The reason for the incompatibility is one of the following:

**COMP MODE REQUIRES GLOBAL ATTACHMENT**

compatibility mode requires that the device be attached to the global system; this device has no such attachment.

**FSS MODE REQUIRES ATTACHMENT TO *main***

FSS mode requires that the device be attached to the system where the FSS is assigned to run, specified by *main*; this device is not attached to the main.

**FSS *fssname* HAS NO ASSIGNED SYSTEM**

FSS mode has been set for the device, but the assigned FSS *fssname* is unusable or has not been assigned a system on which to run in conjunction with the current global system.

**System action:** JES3 marks the device offline to JES3 global functions.

**Operator response:** Use the \*MODIFY,F command to correct the device mode specification or the FSS system assignments, then use the \*MODIFY,V command to vary the device online.

**Module:**

**Containing**  
IATGRFS

**Detecting**  
IATGRFS

**Issuing**  
IATGRFS

**Routing Code:** 7,Note 18

**Descriptor Code:** 7

---

### IAT6381

**Explanation:**

▶▶— AMBIGUOUS DEVICE NUMBER— *dev*,— SPECIFY DEVICE NAME—▶▶

An ambiguous device number *dev* was specified on an operator command, that is, two or more devices with that number exist.

**System action:** If the message was issued in response to a \*MODIFY,W command, JES3 processes all devices in the list except the ambiguous device.

If the message was issued in response to a \*VARY,*dev-dev* command, JES3 ignores the command if the initial device is ambiguous. If a device is ambiguous within the range, JES3 ignores only that device and processes the others within the range.

Otherwise, JES3 ignores the command.

**Operator response:** Issue \*INQUIRY,D,D=*dev* command to determine the device name and reenter the command with the device name.

**Module:**

**Containing**  
IATGRGU

**Detecting**  
IATXAMDV

**Issuing**  
IATGRGU

**Routing Code:** 10,Note 18

**Descriptor Code:** 7

**IAT6390**

**Explanation:**

▶▶ (GSC1) - GEN. SUBTASK ESTAE FAILED— *dev*, —————▶▶  
   └ FSS— *fssname*, — ASID=— *asid*└

The ESTAE established on behalf of the general subtask service failed. If the failure occurred in a functional subsystem (FSS) address space, the functional subsystem name *fssname* and address space ID *asid* appear in the message. Absence of the FSS text indicates the failure occurred in the JES3 address space.

**System action:** Processing ends.

**Operator response:** Notify the system programmer.

**Programmer response:** Check the SDUMP taken by the subtask's ESTAE exit to determine why the abend occurred.

**Module:**

**Containing**  
IATGSC1  
IATYGSD

**Detecting**  
IATGSC1

**Issuing**  
IATGSC1

**Routing Code:** 2,10

**Descriptor Code:** 4

**IAT6394**

**Explanation:**

▶▶ MONITOR FUNCTION — ACTIVE —————▶▶  
   └ ENDED └

The system issues this message after the \*CALL MONITOR or the \*CANCEL MONITOR command to indicate that the monitor is active or has ended.

**System action:** JES3 processing continues.

**Operator response:** None. This is an informational message.

**Module:**

**Containing**  
IATGRMN

**Detecting**  
IATGRMN

**Issuing**  
IATGRMN

**Routing Code:** —

**Descriptor Code:** —

**IAT6395**

**Explanation:**

▶▶ *nnnnn*— REQUEST(S)— *waittext* —————▶▶

## IAT6395

The monitor DSP is monitoring the resource or queue referenced in *waittext*. This message is a summary message that represents the number of requests waiting for the specified reason. The monitor DSP issues this message when SUMMARY=ONLY or SUMMARY=YES is specified on the MNTRDEF macro or on the \*START,MONITOR,ID= command for the monitor DSP function.

In the messages text:

**nnnnn** The number of jobs or Function Control Tables (FCT) that are waiting for the specified reason.

### **waittext**

The reason the jobs or FCTs are waiting. The following are the JES3-supplied reasons; others can be added by your installation.

### **WAITING FOR JES3 RESOURCES**

The job or FCT is waiting for one or more unavailable JES3 resources.

### **WAITING FOR CATALOG LOCATE**

The job is waiting for catalog locate processing.

### **ACTIVE IN A C/I FSS**

The job is currently scheduled to a Converter/Interpreter Functional Subsystem (C/I FSS) and waiting for catalog locate processing.

### **WAITING IN SYSTEM SELECT**

The job is waiting in the Main Device Scheduling (MDS) system select queue for Data Facility Storage Management Subsystem (DFSMS)-managed resources to become available.

### **WAITING IN ALLOCATION**

The job is waiting in the Main Device Scheduling (MDS) allocate queue for a resource to become available.

### **WAITING IN VERIFY**

The job is waiting in the MDS verify queue for one or more volume mounts to complete.

### **WAITING IN SYSTEM VERIFY**

The job is waiting in the MDS system verify queue.

### **WAITING FOR A *dspname* DSP**

The job is waiting for the specified DSP to become available.

### **ENDING FUNCTION WAITING FOR I/O**

The ending function is waiting for Input/Output (I/O) to complete. When a job completes a function such as C/I, Job Segment Scheduler (JSS) checks to see if the job's control blocks are still being used. If so, the job is suspended and not scheduled for the next JES3 phase. Normally, the function that is using the job's control blocks finishes quickly and the job can then be scheduled. However, if the function does not perform the proper cleanup or abnormally ends while accessing the job's control blocks, the control blocks are not released until the next JES3 restart.

### **WAITING FOR A PROCLIB**

The job is waiting for a PROCLIB to become available.

### **WAITING FOR A MAIN, CLASS, OR GROUP**

The job is waiting for a main processor, a class, or a group to become available.

### **WAITING FOR SMS USER CATALOGS**

The job is waiting for DFSMS-managed user catalogs to become available.

### **WAITING FOR A MAIN FOR LOCATE**

The job is waiting for a main processor to become available for catalog locate processing.

**System action:** JES3 processing continues.

**Operator response:** None. This is an informational message.

**Module:**

**Containing**  
IATGRMN

**Detecting**  
IATGRMN

**Issuing**  
IATGRMN

**Routing Code:** –

**Descriptor Code:** –



## IAT6396

**Explanation:**

▶▶— JOB— *jobname (jobid) wait text*—< MAIN=—*main name*—>—————▶▶

The specified job is waiting for the reason (*wait text*) indicated. The monitor DSP issues this message when **both** of the following occur:

- The value on the COUNT= parameter is greater than zero.
- You specified SUMMARY=YES or SUMMARY=NO on the MNTRDEF macro or the \*START,MONITOR,ID= command.

In the message text:

*jobname* The name of the job or \*UNKNOWN\* if the job name cannot be determined.

*jobid* The job identifier associated with the job.

MAIN=*main name*

Identifies the processor on which locate of C/I FSS is occurring.

*wait text*

The reason why the job is waiting, as follows:

**WAITING FOR JES3 RESOURCES**

The job or function control table (FCT) is waiting for one or more unavailable JES3 resources.

**WAITING FOR CATALOG LOCATE**

The job is waiting for catalog locate processing.

**ACTIVE IN A C/I FSS**

The job is currently scheduled to a converter/interpreter functional subsystem (C/I FSS) and waiting for catalog locate processing.

**WAITING IN SYSTEM SELECT**

The job is waiting in the main device scheduling (MDS) system select queue for Data Facility Storage Management Subsystem (DFSMS)-managed resources to become available.

**WAITING IN ALLOCATION**

The job is waiting in the MDS allocate queue for a resource to become available.

**WAITING IN VERIFY**

The job is waiting in the MDS verify queue for one or more volume mounts to complete.

**WAITING IN SYSTEM VERIFY**

The job is waiting in the MDS system verify queue.

**WAITING FOR A *dspname* DSP**

The job is waiting for the specified DSP to become available.

**ENDING FUNCTION WAITING FOR I/O**

The ending function is waiting for input/output (I/O) to complete. When a job completes a function such as C/I, Job Segment Scheduler (JSS) checks to see if the job's control blocks are still being used. If so, the job is suspended and not scheduled for the next JES3 phase. Normally, the function that is using the job's control blocks finishes quickly and the job can then be scheduled. However, if the function does not perform the proper cleanup or abnormally ends while accessing the job's control blocks, the control blocks are not released until the next JES3 restart.

**WAITING FOR A PROCLIB**

The job is waiting for a PROCLIB to become available.

**WAITING FOR A MAIN, CLASS, OR GROUP**

The job is waiting for a main processor, a class, or a group to become available.

**WAITING FOR SMS USER CATALOGS**

The job is waiting for DFSMS-managed user catalogs to become available.

## IAT6397 • IAT6398

### WAITING FOR A MAIN FOR LOCATE

The job is waiting for a main processor to become available for catalog locate processing.

**System action:** JES3 processing continues.

**Operator response:** None. This is an informational message.

**Module:**

Containing	Detecting	Issuing
IATGRMN	IATGRMN	IATGRMN

**Routing Code:** –

**Descriptor Code:** –

---

### IAT6397

**Explanation:**

►►— *fct*— *fctname* (*devname*) *reasontext*—◄◄

The Function Control Table (FCT) is waiting for the device for the reason specified in *waittext*. The monitor DSP issues this message when:

- the value on the COUNT= parameter is greater than zero, **and**
  - you specified SUMMARY=YES or SUMMARY=NO
- on the MNTRDEF macro or the \*START,MONITOR,ID= command.

In the message text:

*fctname* The name of the FCT.

*devname*

The name of the device associated with the FCT, or \*NODEVICE\* if the FCT is not associated with a device.

In the message, *reasontext* is the reason why the FCT is waiting.

**System action:** JES3 processing continues.

**Operator response:** None. This is an informational message.

**Module:**

Containing	Detecting	Issuing
IATGRMN	IATGRMN	IATGRMN
IATGRMON	IATGRMON	IATGRMON

**Routing Code:** –

**Descriptor Code:** –

---

### IAT6398

**Explanation:**

►►— *hhh*—HOURS—*mm*—MINUTES—*ss*—SECONDS—◄◄

The monitor DSP issues this message to display the amount of time a job or FCT has exceeded the threshold.

In the message text:

*hhh* The number of hours the job or Function Control Table (FCT) has been waiting.

*mm* The number of minutes the job or FCT has been waiting.

**ss** The number of seconds the job or FCT has been waiting.

**System action:** JES3 processing continues.

**Operator response:** None. This is an informational message.

**Module:**

Containing	Detecting	Issuing
IATGRMN	IATGRMN	IATGRMN
IATGRMON	IATGRMON	IATGRMON

**Routing Code:** –

**Descriptor Code:** –

### IAT6399

**Explanation:**

▶▶—ID INTERVAL THRESHOLD COUNT —SUMMARY STATUS —————▶▶

This message always precedes message IAT6400. IAT6399 contains the headers for the information contained in message IAT6400. The monitor DSP issues message IAT6399 in response to the \*START,MONITOR,DISPLAY command.

**System action:** JES3 processing continues.

**Operator response:** None. This is an informational message.

**Module:**

Containing	Detecting	Issuing
IATGRMN	IATGRMN	IATGRMN

### IAT6400

**Explanation:**

▶▶— *id* — *interval threshold count summary status* —————▶▶

This message always follows the header message IAT6399. The monitor DSP issues message IAT6400 in response to the \*START,MONITOR,DISPLAY command.

In the message text:

*id* The name of the monitoring definition. The name is defined by the ID= parameter on the MNTRDEF macro.

*interval* The time interval, in minutes, that the resource or queue is examined.

*threshold*

The minimum amount of time, in minutes, that a job or function control table (FCT) must have been waiting on the specified queue or for the specified resource before the monitor DSP will display it.

*count* The number of FCTs or jobs over the threshold value that should be displayed. The jobs or FCTs are displayed in descending order based on the amount of time they have been waiting.

*summary*

Specifies whether a summary message describing the number of jobs or FCTs waiting is issued. If SUMMARY=YES is specified, a summary message is issued in addition to the messages issued for each job or FCT. If SUMMARY=NO is specified, messages are issued for each job or FCT; no summary message is issued. If SUMMARY=ONLY is specified, only the summary message is issued; no messages are issued for each job or FCT.

## IAT6401

*status* Specifies whether monitoring is being performed for the specified resource or queue. If "ACTIVE" appears under the STATUS, monitoring is active for this resource or queue. If "INACTIVE" appears under STATUS, monitoring is not active for this resource or queue.

**System action:** JES3 processing continues.

**Operator response:** None. This is an informational message.

**Module:**

Containing	Detecting	Issuing
IATGRMN	IATGRMN	IATGRMN

**Routing Code:** –

**Descriptor Code:** –

---

### IAT6401

#### Explanation:

▶— MONITOR START COMMAND REJECTED — *reasontext* —▶

The system rejected the \*START,MONITOR command for the specified reason (*reasontext*), which is one of the following:

#### SYNTAX ERROR DETECTED

The system has detected an error in the \*START,MONITOR command. For information on the correct command syntax see *z/OS JES3 Commands*.

#### INVALID PARAMETER LENGTH

One or more of the parameters issued on the \*START,MONITOR command is incorrect in length. For information on valid parameter lengths, see *z/OS JES3 Commands*.

#### INVALID VALUE LENGTH

The value specified on one or more of the parameters issued on the \*START,MONITOR command is incorrect in length. For information on valid value lengths, see *z/OS JES3 Commands*.

#### INVALID PARAMETER NAME

One or more of the parameters issued on the \*START,MONITOR command are incorrect. For information on valid parameters see *z/OS JES3 Commands*.

#### INVALID PARAMETER VALUE

One or more of the values specified on a parameter of the \*START,MONITOR command are incorrect. For information on valid parameter values see *z/OS JES3 Commands*.

#### DUPLICATE PARAMETER

One of the parameters of the \*START,MONITOR command was entered more than once. Parameters must be stated only once for each \*START,MONITOR command.

#### NO PARAMETERS SPECIFIED

No parameters were specified on the \*START,MONITOR command. See *z/OS JES3 Commands* for the command syntax.

#### REQUIRED PARAMETERS MISSING

One of the required parameters is missing from the \*START,MONITOR command. See *z/OS JES3 Commands* for the required parameters.

#### MUTUALLY EXCLUSIVE PARAMETERS

The ID= and the DISPLAY parameters were issued on a single \*START,MONITOR command. The ID= and DISPLAY parameters are mutually exclusive and must be issued on separate \*START,MONITOR commands.

#### INVALID ID VALUE

The value specified on the ID= keyword is invalid. See *z/OS JES3 Commands* for information of on correct values for the ID= parameter.

**System action:** JES3 processing continues.

**Operator response:** Reenter the command correctly. See *z/OS JES3 Commands*.

**Module:**

Containing	Detecting	Issuing
IATGRMN	IATGRMN	IATGRMN

**Routing Code:** –

**Descriptor Code:** –

#### IAT6402

**Explanation:**

▶— MONITOR MODIFY COMMAND COMPLETE—▶

The \*START,MONITOR,ID= command has completed successfully.

**System action:** JES3 processing continues.

**Operator response:** None. This is an informational message.

**Module:**

Containing	Detecting	Issuing
IATGRMN	IATGRMN	IATGRMN

**Routing Code:** –

**Descriptor Code:** –

#### IAT6410

**Explanation:**

▶— REPLY— *reply*— TO FAIL THE FCT OR— *nnn*— TO ASK LATER—▶

When issued, this message always follows messages IAT6397 and IAT6398. The messages are issued when JES3 Active FCT Monitor detected that the same FCT has been dispatched during the last monitoring interval. While this FCT is dispatched, no other FCT can perform any processing. JES3 may not respond to commands, no jobs may be selected for processing, etc.

In the message text:

*nnn*     Seconds 10 through 99,999,999.

*reply*     One of the following:

- JES3 if the WTOR is issued for the JES3 global address space
- System name, for example SY2, if the WTOR is issued for the JES3 local address space
- C/I FSS name, for example CIFSS1, if the WTOR is issued for a C/I FSS address space.

**System action:** JES3 processing continues. When the FCT gives up control the WTOR is deleted.

**Operator response:** Determine if the FCT is legitimately monopolizing the JES3 Nuc or Aux tasks. If you think there is a reason for the same FCT to be active for an extended period of time, you can ignore this message or respond with a number of seconds (*nnn*) to request that JES3 wait for that period of time before issuing another message (if it finds that the same FCT is still active).

If you respond with JES3, system name of C/I FSS name, as displayed in the WTOR, JES3 will try to terminate the active FCT and eventually invoke its JESTAE recovery.

You may have to repeat the response several times if the FCT attempts to retry and enters a loop or MVS WAIT again. In that case, you may have to terminate JES3 by either responding to message IAT3822, if one is displayed, or by issuing the FORCE JES3,ARM command.

## IAT6411 • IAT6412

If you feel the default interval is too short causing the message to appear too frequently, you can adjust it by issuing the F JES3,INT=*n* command. *n* specifies the interval in seconds.

**Note:** JES3 cannot function correctly without some critical FCTs. If a critical FCT is terminated as a result of the FCT being failed, a JES3 restart might become necessary. Some of the critical FCTs include:

- JSS
- JSAM
- MAIN
- ENSTDRV
- WTDDRVR

**Module:**

Containing	Detecting	Issuing
IATGRMON	IATGRMON	IATGRMON

**Routing Code:** 2

**Descriptor Code:** 10

---

### IAT6411

**Explanation:**

▶▶— INCORRECT RESPONSE, TRY AGAIN—▶▶

An incorrect response was given to the IAT6410 or IAT6418 WTOR.

**System action:** The WTOR is issued again.

**Operator response:** Try again.

**Module:**

Containing	Detecting	Issuing
IATGRMON	IATGRMON	IATGRMON

**Routing Code:** 1

**Descriptor Code:** 10

---

### IAT6412

**Explanation:**

▶▶— JES3 NO LONGER IN WAIT/LOOP - REQUEST IGNORED—▶▶

By the time the response to message IAT6410 was received, JES3 had dispatched another FCT. The original FCT was no longer active and another FCT was dispatched in its place.

**System action:** None. Processing continues.

**Operator response:** None.

**Module:**

Containing	Detecting	Issuing
IATGRMON	IATGRMON	IATGRMON

**Routing Code:** 1

**Descriptor Code:** 10

---

**IAT6413****Explanation:**

▶▶— COMMAND PROCESSING ENDED—▶▶

This message is issued in response to a F JES3 command. Unless other messages were issued before this one, the command was processed successfully.

**System action:** None.

**Operator response:** None.

**Module:**

Containing	Detecting	Issuing
IATGRMNC	IATGRMNC	IATGRMNC

**Routing Code:** 10

**Descriptor Code:** –

---

**IAT6414****Explanation:**

▶▶— COMMAND— *command* — REJECTED  
 FAILED —▶▶

This message is issued in response to a F JES3 command. This command is also issued when you issue a STOP (P) JES3 command. The command is left blank in this case.

In the message text:

*command*

The first eight characters of the command following F JES3.

**System action:** None.

**Operator response:** Consult the command manual for valid commands and reissue the command.

**Module:**

Containing	Detecting	Issuing
IATGRMNC	IATGRMNC	IATGRMNC

**Routing Code:** 10

**Descriptor Code:** –

---

**IAT6415****Explanation:**

▶▶— AT—*addr*—IN—  
 LOADMOD=—*modname*— EPNAME=—*epname*— EPADDR=—*aaaa*—  
 N/A N/A N/A  
 LEN=—*len*—  
 N/A—▶▶

This message is issued after message IAT6398 by the active FCT monitor.

In the message text:

## IAT6416 • IAT6417

*addr* The address where the execution was interrupted, or stopped in the case of a loop, of where the FCT issued an MVS WAIT.

*modname* The module where the displayed FCT is active.

*epname* The module entry point name.

*aaaa* The entry point address of the module.

*len* The length of the module.

**System action:** None.

**Operator response:** None. This is an informational message.

**Module:**

Containing	Detecting	Issuing
IATGRMON	IATGRMON	IATGRMON

**Routing Code:** 10

**Descriptor Code:** -

---

### IAT6416

**Explanation:**

▶▶— THE ACTIVE FCT MONITOR TASK TERMINATED—▶▶

This message is issued when the Active FCT Monitor task terminates.

**System action:** None.

**Operator response:** Start the Active FCT Monitor as soon as possible by issuing the F JES3,SMON command.

**Module:**

Containing	Detecting	Issuing
IATINTK	IATINTK	IATINTK

**Routing Code:** 2

**Descriptor Code:** 2,7

---

### IAT6417

**Explanation:**

▶▶—COMMAND—*command*—EXCEEDED 1 MINUTE.—REPLY CANCEL TO STOP.—▶▶

This message is issued when a F JES3 command has been executing for over one minute.

In the message text:

*command*

The command verb used on the F JES3 modify command.

For example, if F JES3, CHK was issued, CHK will be displayed.

**System action:** None.

**Operator response:** If no activity seems to be taking place (for example, no messages are being issued), respond to the message with CANCEL.

**Module:**



**Containing**  
IATGRMNC

**Detecting**  
IATGRMNC

**Issuing**  
IATGRMNC

**Routing Code:** 10

**Descriptor Code:** –

### IAT6418

#### Explanation:

▶▶—REPLY—*reply*—TO FAIL—JES3—INITIALIZATION OR—FSS—*nnn*—TO ASK LATER—▶▶

When issued, this message always follows messages IAT6397 and IAT6398. The messages are issued when JES3 active FCT monitor detects that the same FCT has been dispatched during the last monitoring interval.

In the message text:

*reply* Indicates one of the following items:

- JES3 if the WTOR is issued for the JES3 global address space.
- System name, for example, SY2, if the WTOR is issued for the JES3 local address space.
- C/I FSS name, for example, CIFSS1, if the WTOR is issued for a C/I FSS address space.

*nnn* Specifies seconds 10 through 99,999,999.

**System action:** JES3 processing continues. When initialization gets out of the condition it is in, the WTOR is deleted.

**Operator response:** Determine if JES3 initialization is legitimately busy. (You can check for any outstanding WTORs, and respond to them.) If you think there is a reason for JES3 initialization to be active for an extended period of time, you can ignore this message or respond with a number of seconds (*nnn*) to request that JES3 wait for that period of time before issuing another message (if JES3 finds that the same FCT is still active).

If you respond with JES3, system name or C/I FSS name, as displayed in the WTOR, JES3 will terminate.

If you feel the default interval is too short causing the message to appear too frequently, you can adjust it by issuing the F JES3,INT=*n* command. *N* specifies the interval in seconds.

#### Module:

**Containing**  
IATGRMON

**Detecting**  
IATGRMON

**Issuing**  
IATGRMON

**Routing Code:** 2

**Descriptor Code:** 10

### IAT6601

#### Explanation:

▶▶— DJ— *devnum* (*jobid*) *aa*— TAPE MOUNTED,— *bb*— REQUIRED—▶▶

A labeled tape was mounted when the dump job DSP was expecting an unlabeled tape to be mounted or vice versa. The \*CALL command with LABEL= parameter determines which type of tape you want mounted. LABEL=SL specifies a standard labeled tape, and LABEL=NL specifies an unlabeled tape. DJ*devnum* (*jobid*) indicates the dump job DSP that issued the message, where *devnum* is the tape device number and *jobid* identifies the DSP.

**System action:** Processing continues.

**Operator response:** If the dump job was called in input mode, mount the correct tape. If the dump job was called in output mode, mount a labeled tape if LABEL=SL is specified or an unlabeled tape if LABEL=NL is specified. If the proper tape is unavailable, or the parameters on the \*CALL command are incorrect, issue a \*CANCEL command.

#### Module:

## IAT6602 • IAT6603

**Containing**  
IATDMGS  
IATDMGS

**Detecting**  
IATDJOB  
IATDJOT

**Issuing**  
IATDMGS  
IATDMGS

**Routing Code:** Note 18

**Descriptor Code:** 2,7

---

### IAT6602

#### Explanation:

▶▶— DJ— *dev-(jobid):*— JOB— *jobname*— CANNOT BE DUMPED - CONTAINS SPANNED— LINE MODE RECORD————▶▶

The specified job is within the range specified for dumping but jobs containing a multi-record file (MRF) contain spanned line mode records that cannot be dumped. The \*CALL,DJ,TRANS=YES command is causing DJ to translate all jobs to a previous release level before dumping. When translation is in effect, jobs that have an MRF containing spanned line mode records cannot be dumped back to a previous release.

DJ*dev-(jobid)* indicates the dump job dynamic support program (DSP) that issued the message, where *dev* indicates the tape device number and *jobid* indicates the DSP.

**System action:** The Dump Job DSP completes dump processing for the specified job and backspaces over any data written to tape for the job. Dump job DSP continues processing if there are more jobs for dependent job control (DJC) networks that need to be dumped based on the selection criteria specified on the current \*START command.

**Operator response:** None. This is an informational message.

#### Module:

**Containing**  
IATDJDT

**Detecting**  
IATDJOT

**Issuing**  
IATDJDT

**Routing Code:** -

**Descriptor Code:** -

---

### IAT6603

#### Explanation:

▶▶— DJ— *dev-(jobid):*— JOB— *jobname (jobid)*— CANNOT BE RESTORED —————▶▶

▶— CONTAINS SPANNED LINE MODE RECORD————▶▶

The specified job is within the range specified for dumping but jobs containing a multi-record file (MRF) contain spanned line mode records that cannot be restored. The \*CALL,DJ command with TRANS=YES | NO specified causes DJ to translate or not translate jobs from a previous release level before restoring the jobs back. When translation is in effect, jobs that have an MRF containing spanned line mode records **cannot** be restored back to a previous release.

DJ*dev-(jobid)* indicates the dump job dynamic support program (DSP) that issued the message, where *dev* indicates the tape device number and *jobid* indicates the DSP.

**System action:** The dump job DSP completes dump processing for the specified job and backspaces over any data written to tape for the job. Dump job DSP continues processing if there are more jobs for dependent job control (DJC) networks that need to be dumped based on the selection criteria specified on the current \*START command.

**Operator response:** None. This is an informational message.

#### Module:

**Containing**  
IATDJDT

**Detecting**  
IATDJIN

**Issuing**  
IATDJDT

Routing Code: –

Descriptor Code: –



---

## Chapter 13. Subsystem Interface Messages

---

### IAT6700

#### Explanation:

▶▶— NO JDS FOUND FOR DSN=— *dsn*—▶▶

This message is issued by JES3 when the JDS access interface routine is executing on the global. It is issued in response to an SSISERV call if the JDS entry for the indicated data set was not found. The data set is a five-part identifier and consists of *nodename*, *userid*, *jobid*, *dsnumber*, and *dsid*.

**System action:** The step is ended with a system completion code of 1FB.

**Operator response:** None. This is an informational message.

#### Module:

Containing	Detecting	Issuing
IATSIAD	IATSIAD	IATSIAD
IATSICC	IATSICC	IATSICC
IATSIOR	IATSIOR	IATSIOR

**Routing Code:** 2,10,11

**Descriptor Code:** 4,7

---

### IAT6703

#### Explanation:

▶▶— CATASTROPHIC ERROR RETURNED FROM GLOBAL—▶▶

An unrecoverable error was encountered on the global system while IATSICC was communicating with it using SSISERV.

**System action:** The step is ended with a system completion code of 1FB.

**Operator response:** None. This is an informational message.

#### Module:

Containing	Detecting	Issuing
IATSICC	IATSICC	IATSICC
IATSIAD	IATSIAD	IATSIAD

**Routing Code:** 2,10,11

**Descriptor Code:** 4,7

---

### IAT6704

#### Explanation:

▶▶— FIRST USER MEMORY BUFFER COULD NOT— BE ALLOCATED—▶▶

IATSICC was attempting to allocate a user memory buffer while trying to open a SYSOUT data set when the buffer allocation routine returned a busy return code.

## IAT6707 • IAT6708

**System action:** The step is ended with a system completion code of 1FB.

**Operator response:** None. This is an informational message.

**Module:**

Containing	Detecting	Issuing
IATSICC	IATSICC	IATSICC

**Routing Code:** 2,11

**Descriptor Code:** 7

---

### IAT6707

**Explanation:**

▶▶— UNABLE TO FIND OSE AT UNALLOCATION—▶▶

The OSE for the data set was not found. During deallocation of an external writer data set, the OSE must be updated with any changes to the destination or class.

**System action:** The step is ended with a system completion code of 1FB.

**Operator response:** None. This is an informational message.

**Module:**

Containing	Detecting	Issuing
IATSIOR	IATSIOR	IATSIOR
IATSIAD	IATSIAD	IATSIAD

**Routing Code:** 2,10,11

**Descriptor Code:** 7

---

### IAT6708

**Explanation:**

▶▶— PERMANENT I/O ERROR ENCOUNTERED ON— OUTPUT DATA SET—▶▶

A permanent I/O error was encountered while writing out the last buffer during CLOSE processing.

**System action:** Processing continues normally, except that the user's last data buffer is missing from the printed output.

**Operator response:** None. This is an informational message.

**Module:**

Containing	Detecting	Issuing
IATSICC	IATSICC	IATSICC
IATSIOR	IATSIOR	IATSIOR
IATSIAD	IATSIAD	IATSIAD

**Routing Code:** 2,11

**Descriptor Code:** 7

---

---

**IAT6711****Explanation:**

▶▶— BAD DATA SENT VIA SSISERV FOR— FOR DSN=— *dsn*—————▶▶

While JES3 was attempting to communicate with the global system by means of an SSISERV request, the data being sent could not be read. The data was sent once again before this message was issued. The data set is a five part identifier and consists of *nodename*, *userid*, *jobid*, *dsnumber*, and *dsname*.

**System action:** The step is ended with a system completion code of 1FB.

**Operator response:** None. This is an informational message.

**Module:**

Containing	Detecting	Issuing
IATSIAD	IATSIAD	IATSIAD
IATSICC	IATSICC	IATSICC
IATSIOR	IATSIOR	IATSIOR

**Routing Code:** 2

**Descriptor Code:** 7

---

**IAT6712****Explanation:**

▶▶— DDNAME— *dsn*— ACCESSED WHEN CLOSED—————▶▶

The user attempted to access a closed data set before it was reopened. After a data set is closed, no more I/O is allowed for that data set.

**System action:** The step is ended with a system completion code of 1FB.

**Operator response:** None. This is an informational message.

**Module:**

Containing	Detecting	Issuing
IATSICC	IATSICC	IATSICC

**Routing Code:** 2,11

**Descriptor Code:** 7

---

**IAT6713****Explanation:**

▶▶— NO USER WRITER NAME FOR INTERNAL— READER DATA SET—————▶▶

During OPEN processing for an internal reader data set, no user writer name was given.

**System action:** The step is ended with a system completion code of 1FB.

**Operator response:** None. This is an informational message.

**Module:**

Containing	Detecting	Issuing
IATSIOR	IATSIOR	IATSIOR

## IAT6714 • IAT6716

**Routing Code:** 2,11

**Descriptor Code:** 7

---

### IAT6714

**Explanation:**

▶▶— NO JOB NUMBER AVAILABLE FOR INTRDR DATA— SET—▶▶

During the CLOSE routine for an internal reader, IATSICC or IATSIOR submitted the job stream to IATDMJA to process, but there are no job numbers left in the system to assign to the job.

**System action:** The step is ended with a system completion code of 1FB.

**Operator response:** None. This is an informational message.

**Module:**

Containing	Detecting	Issuing
IATSICC	IATSICC	IATSICC
IATSIOR	IATSIOR	IATSIOR
IATSIAD	IATSIAD	IATSIAD

**Routing Code:** 2,10,11

**Descriptor Code:** 7

---

### IAT6715

**Explanation:**

▶▶— EXTERNAL WRITER UNABLE TO RELEASE— EXCLUSIVE CONTROL—▶▶

IATSIAD could not deallocate an external writer data set.

**System action:** The step is ended with a system completion code of 1FB.

**Operator response:** None. This is an informational message.

**Module:**

Containing	Detecting	Issuing
IATSIAD	IATSIAD	IATSIAD

**Routing Code:** 10

**Descriptor Code:** 7

---

### IAT6716

**Explanation:**

▶▶— INVALID OPEN ISSUED FOR A SYSOUT— DATA SET USED BY MULTIPLE TASKS—▶▶

A task attempted to open a SYSOUT data set while the data set was being opened or closed by another task. JES3 detected a serialization failure while processing an open SYSOUT request.

**System action:** The system end this step with a system completion code of X'1FB'.

**Operator response:** None. This is an informational message.

**System programmer response:** See *z/OS MVS System Codes* for an explanation of the X'1FB' system completion code.

**Module:**

**582** z/OS V2R1.0 JES3 Messages



<b>Containing</b> IATSIOR	<b>Detecting</b> IATSIOR	<b>Issuing</b> IATSIOR
------------------------------	-----------------------------	---------------------------

**Routing Code:** 2,11

**Descriptor Code:** 7

#### IAT6717

##### Explanation:

▶▶— INVALID DATA PASSED TO EVENT— LISTEN MODULE IATCNNF—▶▶

Module IATCNNF received a signal that contained incorrect data.

**System action:** The request is ignored. JES3 initialization continues.

**Operator response:** None. This is an informational message.

##### Module:

<b>Containing</b> IATCNNF	<b>Detecting</b> IATCNNF	<b>Issuing</b> IATCNNF
------------------------------	-----------------------------	---------------------------

**Routing Code:** 10

**Descriptor Code:** 4

#### IAT6718

##### Explanation:

▶▶— OSE BUFFER LIMIT REACHED—▶▶

During OPEN processing of a SYSOUT data set, JES3 has reached the maximum number of SPOOL records for Output Scheduling Element (OSE) chain of the job.

**System action:** The request is ended with a 1FB completion code. The SYSOUT data set is not opened.

**Operator response:** Stop and restart the job. The job can be identified from message IEF450I specifying ABEND=S1FB U0000 REASON=0000006E.

**Note:** IEF450I is an MVS system message. For more information, see *z/OS MVS System Messages, Vol 8 (IEF-IGD)*

##### Module:

<b>Containing</b> IATSIOR	<b>Detecting</b> IATSIOR	<b>Issuing</b> IATSIOR
------------------------------	-----------------------------	---------------------------

**Routing Code:** 2, 11

**Descriptor Code:** None

#### IAT6750

##### Explanation:

▶▶— AN ABEND5FB, REASON CODE— *nnnn*,— HAS OCCURRED IN MODULE IATSICA—▶▶

An ABEND5FB has occurred and the reason code is used to determine the cause of the abend. *z/OS MVS System Codes* describe the specified reason code.

## IAT6801 • IAT6802

**System action:** The system abends the affected task.

**Operator response:** Notify the system programmer.

**Programmer response:** Determine the cause of the error. If the ABEND is from a JCL error, correct the problem and resubmit the job. If the ABEND cannot be determined, contact the system programmer.

**Module:**

Containing	Detecting	Issuing
IATSICA	IATSICA	IATSICA

**Routing Code:** 10

**Descriptor Code:** 4

---

### IAT6801

**Explanation:**

▶▶ JOB— *jobname (jobid)* — — FAILED DURING JOB— | SELECT —————▶▶  
| TERMINATION OR REQUEUE |

A failure occurred during initiation of the specified job.

**System action:** The job and initiator are ended.

**Operator response:** None. This is an informational message.

**Problem determination:** See Table I, items 18 and 33.

**Module:**

Containing	Detecting	Issuing
IATSIJS	IATSIJS	IATSIJS

**Routing Code:** 2,11

**Descriptor Code:** 6

---

### IAT6802

**Explanation:**

▶▶ JOB— *jobname (jobid)* — — FAILED DUE TO OPERATOR RESTART —————▶▶

The operator entered a \*RESTART command while the specified job was being initiated.

**System action:** The job and initiator ended.

**Operator response:** None. This is an informational message.

**Module:**

Containing	Detecting	Issuing
IATSIJS	IATSIJS	IATSIJS

**Routing Code:** 2,11

**Descriptor Code:** 6

---

## IAT6803

**Explanation:**

No storage is available for the specified JES3 control block.

**System action:** JES3 ends the initiator. If the job specified in the message is not a demand select job, JES3 ends the job and the job takes its failure option.

**Operator response:** Notify the system programmer.

**Programmer response:** If the storage is unavailable for the buffers, the DSB, or the ACB/DEV, reduce the data requirements of the job step. If storage is unavailable for the DSS or MEMENTRY and this message appears frequently, increase the size of CSA.

**Module:**

Containing	Detecting	Issuing
IATSIJS	IATSIJS	IATSIJS

**Routing Code:** 2,11

**Descriptor Code:** 6

## IAT6804

**Explanation:**

Storage is unavailable for the work area for the job select, job end, job requeue, end of task, end of memory, request job ID, or return job ID subsystem interface (SSI).

**System action:** If this is for the job select SSI, the initiator is ended. For all other SSI routines, the initiator is informed of the error condition.

**Operator response:** None. This is an informational message.

**Module:**

Containing	Detecting	Issuing
IATSIJS	IATSIJS	IATSIJS
IATSIEM	IATSIEM	IATSIEM

**Routing Code:** 2,11

**Descriptor Code:** 6

## IAT6805 • IAT6806

---

### IAT6805

#### Explanation:

▶▶ JOB— *jobname (jobid)* --- FREE FAILED FOR

DSS
DSB
BUFFERS
ACB/DEV
MEMENTRY

▶▶

An attempt to issue a FREEMAIN macro instruction failed for the specified JES3 control block for the indicated job.

**System action:** Job failure or requeuing continues for the specified job. The initiator for this job is ended.

**Operator response:** None. This is an informational message.

#### Module:

**Containing**  
IATSIJS

**Detecting**  
IATSIJS

**Issuing**  
IATSIJS

**Routing Code:** 2,11

**Descriptor Code:** 6

---

### IAT6806

#### Explanation:

▶▶ ERROR INITIALIZING

JOBS
JOBT
JOBR
RQJB
RTJB
ESTAE

▶▶

The ESTAE routine for the specified subsystem interface could not be successfully established. The subsystem interfaces are:

#### JOBS

Job select

#### JOBT

Job end

#### JOBR

Job requeue

#### RQJB

Request job ID

#### RTJB

Return job ID

**System action:** The job, started task, or system log associated with the error is ended. If the associated job is a problem program, the initiator which selected the job is also ended.

**Operator response:** None. This is an informational message.

#### Module:

**Containing**  
IATSIJS

**Detecting**  
IATSIJS

**Issuing**  
IATSIJS

**Routing Code:** 2,11

Descriptor Code: 6

---

### IAT6807

#### Explanation:

```

▶▶— JOB— jobname (jobid) — ERROR OPENING —————▶▶
                                     |
                                     | JESYSMSG
                                     | JCBLOCK
                                     | JOURNAL
                                     | DATA SET
  
```

During job initiation, the specified system data set could not be successfully opened. A POINT operation was attempted and an unrecoverable error was encountered.

**System action:** The specified job is ended. If the job was a normal user job, the initiator involved selects another job. No dump is taken.

**Operator response:** Run the job again. If it fails, notify the system programmer. Save the console log.

#### Module:

Containing	Detecting	Issuing
IATSIJS	IATSIJS	IATSIJS

Routing Code: 2,11

Descriptor Code: 6

---

### IAT6808

#### Explanation:

```

▶▶— JOB— jobname (jobid)— RE-ENQUEUED AND—HELD BY END OF MEMORY————▶▶
  
```

An end of the address space (paging data set error, page table errors, etc.) or system task (initiator) occurred while the specified job was in execution.

**System action:** If the job was successfully journaling, it is put back in the JES3 queue in hold status for an MVS warm start to clean up any scratch or VIO data sets and to determine MVS restartability. If the journaling for the job was not begun or failed, the job's JES3 failure options are exercised.

**Operator response:** If this job is eligible for automatic restart, message IEF225D is issued asking you if the job should be MVS restarted. If the job is not eligible for MVS restart or you reply NO to message IEF225D, the job's JES3 failure options are exercised.

#### Module:

Containing	Detecting	Issuing
IATSIEM	IATSIJS	IATSIEM

Routing Code: 2,11

Descriptor Code: 6

---

### IAT6809

#### Explanation:

```

▶▶— JOB— jobname (jobid)— TERMINATED BY— END OF MEMORY————▶▶
  
```

An abend of the address space (paging data set error, page table errors, etc.) or system task (initiator) occurred while the specified job was in execution.

## IAT6810 • IAT6811

**System action:** The job specified, which is a demand select job (that is, initiator, LOGON), is ended.

**Operator response:** None. This is an informational message.

**Module:**

Containing	Detecting	Issuing
IATSIEM	IATSIJS	IATSIEM

**Routing Code:** 2,11

**Descriptor Code:** 6

---

### IAT6810

**Explanation:**

▶▶— JOB — *jobname (jobid)* — FAILED DUE TO SWA CREATE ERROR —▶▶

A failure occurred during the SWA create phase of job initiation.

**System action:** The job is ended. If the job was a problem program selected by an initiator, the initiator continues running and requests another job for execution.

**Operator response:** None. This is an informational message.

**Module:**

Containing	Detecting	Issuing
IATSIJS	IATMSMS	IATSIJS

**Routing Code:** 2,11

**Descriptor Code:** 6

---

### IAT6811

**Explanation:**

▶▶— JOB— *jobname (jobid)* — — ERROR CLOSING— JESYSMSG —▶▶  
|— JCBLOCK—|  
|— JOURNAL—|  
|— DATA SET—|

An error has occurred while closing the specified system data set, JCBLOCK in the job select subsystem interface (SSI) and the other data sets in the job end/requeue SSI.

**System action:** The initiator and/or the job are ended.

**Operator response:** None. This is an informational message.

**Module:**

Containing	Detecting	Issuing
IATSIJS	IATSIJS	IATSIJS

**Routing Code:** 2,11

**Descriptor Code:** 6

---

---

IAT6812**Explanation:**

▶▶— FREE FAILED FOR JSA—▶▶

During exit processing for the job select, job end, job requeue, end of task, address space end, request job ID, or return job ID subsystem interface routine, the FREEMAIN request for the JSA work area was unsuccessful.

**System action:** Exit processing continues.

**Operator response:** None. This is an informational message.

**Module:**

Containing	Detecting	Issuing
IATSIJS	IATSIJS	IATSIJS

**Routing Code:** 2,11

**Descriptor Code:** 6

---

## IAT6813

**Explanation:**

▶▶— FREE FAILED FOR MEMENTRY IN CSA SHORTAGE—▶▶

The FREEMAIN request failed for the MEMENTRY JES3 control block. The data area is in subpool 241.

**System action:** Address space end processing continues.

**Operator response:** None. This is an informational message.

**Module:**

Containing	Detecting	Issuing
IATSIEM	IATSIEM	IATSIEM

**Routing Code:** 2,11

**Descriptor Code:** 6

---

## IAT6814

**Explanation:**

▶▶— ERROR TERMINATING JOB—  
                                   ┌ SELECT—  
                                   └ TERM/REQUEUE—┘ ESTAE—▶▶

The job select or job end/requeue subsystem interface routine attempted to cancel its outstanding ESTAE and was unsuccessful.

**System action:** Processing of the subsystem interface routine continues.

**Operator response:** None. This is an informational message.

**Module:**

Containing	Detecting	Issuing
IATSIJS	IATSIJS	IATSIJS

**Routing Code:** 2,11

## IAT6815 • IAT6817

Descriptor Code: 6

---

### IAT6815

**Explanation:**

▶▶— JOB— *jobname (jobid)*— FAILED DUE TO JCL ERROR—▶▶

The indicated job was failed by the MVS interpreter because of a JCL error.

**System action:** The job is ended.

**Operator response:** Notify the system programmer.

**Programmer response:** Correct the JCL error and resubmit the job.

**Module:**

Containing	Detecting	Issuing
IATSIJS	IATMSMS	IATSIJS

Routing Code: 2

Descriptor Code: 6

---

### IAT6816

**Explanation:**

▶▶— JOB— *jobname (jobid)*— FAILED DUE TO OPERATOR CANCEL—▶▶

The indicated job was either canceled by the operator or by JES3.

**System action:** The job is ended.

**Operator response:** None. This is an informational message.

**Module:**

Containing	Detecting	Issuing
IATSIJS	IATMSMS	IATSIJS

Routing Code: 2

Descriptor Code: 6

---

### IAT6817

**Explanation:**

▶▶— JOB— *jobname (jobid)*— FAILED DUE TO DUPLICATE JOB NAME—▶▶

The indicated job was failed by JES3 because there was already a job in the system that had the same name.

**System action:** The job is ended.

**Operator response:** None. This is an informational message.

**Module:**

Containing	Detecting	Issuing
IATSIJS	IATMSMS	IATSIJS

Routing Code: 2

Descriptor Code: 6



---

**IAT6818****Explanation:**

▶▶— JOB— *jobname (jobid)*— FAILED DUE TO GETMAIN FAILURE IN C/I—▶▶

A GETMAIN failure occurred during either MVS conversion or interpretation for a demand select job. There was not enough available storage in the address space (JES3 or CI FSS) for the MVS converter or interpreter to create the necessary control blocks. Messages IAT4230 and IAT4227 were also issued by C/I processing when the error was detected. The error indication is set in the job select queue (JSQ) (for the demand select job) and used to end the address space.

**System action:** The demand select job's address space ends.

**Operator response:** Notify the system programmer.

**Programmer response:** Use IATUX46 and IATUX49 to control the processor and address space where MVS C/I is performed. Demand select jobs can be sent to an address space which is not storage constrained. The address space JCL limit can also be used to control the amount of storage in an address space being used for SWA control blocks. See explanations of messages IAT4230 and IAT4227.

**Module:**

Containing	Detecting	Issuing
IATSIJS	IATMSMS	IATSIJS

**Routing Code:** 2

**Descriptor Code:** 6

---

**IAT6819****Explanation:**

▶▶—JESMSG LG|JESYSMSG DATASET SPINOFF—DUE TO {OP COMMAND}—{TOD LIMIT} {TIME INTERVAL}—▶▶

▶—{LINE COUNT} {JOB END}—▶▶

**System action:** This is an informational message.

**Operator response:** None.

**Programmer response:** None.

**Module:**

Containing	Detecting	Issuing
IATMSJT	IATGRSP	IATMSJT
IATDMJA	IATMSJT	IATDMJA

**Routing Code:** Note 19

**Descriptor Code:** N/A

---

**IAT6820****Explanation:**

▶▶— JOB UNKN, ASID— *nnnn*— EOM FAILURE - JOB NOT PURGED—▶▶

While the specified address space, ASID*nnnn* was ending the job or resqueue processing could not be completed

## IAT6821 • IAT6822

because a the MEMENTRY control block for the address space was incorrect.

**System action:** The specified address space completes end processing.

**Operator response:** None. This is an informational message.

**Module:**

Containing	Detecting	Issuing
IATSIEM	IATSIEM	IATSIEM

**Routing Code:** 2,11

**Descriptor Code:** 6

---

### IAT6821

**Explanation:**

▶▶— JOB — *jobno jobname* — CANCELLED BY IATUX61 —————▶▶

A return code of 4 was issued by installation exit IATUX61. The return code indicated that the specified demand select job be canceled.

**System action:** JES3 cancels the job.

**Operator response:** None. This is an informational message.

**Module:**

Containing	Detecting	Issuing
IATSIJS	IATMDSB	IATSIJS

**Routing Code:** 2

**Descriptor Code:** 6

---

### IAT6822

**Explanation:**

▶▶— JOB — *jobname (jobid)* — — STORAGE FAILURE — LIMIT —RETRIEVE — RC= — *return code* —————▶▶

JES3 issues this message by module IATSIJS because of a STORAGE service failure in module IATSIOD while performing excession limit processing for a job. The return code is included in the message text.

**System action:** JES3 cancels the job.

**Operator response:** Notify the system programmer.

**Programmer response:** Check the return code from the STORAGE service.

**Module:**

Containing	Detecting	Issuing
IATSIOD	IATSIJS	IATSIJS

**Routing Code:** 2,11

**Descriptor Code:** 7

---

IAT6823**Explanation:**

▶▶— JOB — *jobname (jobid)* — — SJF ERROR - LIMIT RETRIEVE — — REASON= — *reason code* —————▶▶

During excessive limit processing for a job, JES3 issues this message because of an SJFREQ service failure in module IATSIOD. The reason code from SJFREQ is included in the message text.

**System action:** JES3 cancels the job.

**Operator response:** Notify the system programmer.

**Programmer response:** Check the reason code from the SJFREQ service.

**Module:**

Containing	Detecting	Issuing
IATSIOD	IATSIJS	IATSIJS

**Routing Code:** 2,11

**Descriptor Code:** 7

---

IAT6824**Explanation:**

▶▶— SPINOFF ATTEMPTED FOR CANCELLED JOB— *jobname (jobid)* —————▶▶

A job attempted to create output after it had been cancelled. The job cancellation might not have completed properly. Output created after a job is cancelled might not be processed.

**System action:** None.

**Operator response:** Ensure that the job is cancelled properly.

**Programmer response:** None.

**Module:**

Containing	Detecting	Issuing
IATDMJA	IATDMJA	IATDMJA

**Routing Code:** 42

**Descriptor Code:** 2,7

---

IAT6852**Explanation:**

▶▶—JESMSG IS MISSING AT LEAST 1 MESSAGE—————▶▶

**System action:** JES3 processing continues.

**Operator response:** This message indicates a problem arose when writing to the JESMSGLG data set in the user's address space.

**Programmer response:** None.

**Module:**

## IAT6853

**Containing**  
IATSSJM

**Detecting**  
IATSSJM

**Issuing**  
IATSSJM

**Routing Code:** Note 19

**Descriptor Code:** N/A

---

### IAT6853

#### Explanation:

▶▶—THE CURRENT DATE IS—*weekday, date1*—▶▶

*weekday* Day of the week:

MONDAY  
TUESDAY  
WEDNESDAY  
THURSDAY  
FRIDAY  
SATURDAY  
SUNDAY

*date1* The date, in Day (numerical 1-31) Month (3-letter abbreviation) Year format. For example:  
14 MAR 2013

The supported Month values are:

JAN  
FEB  
MAR  
APR  
MAY  
JUN  
JUL  
AUG  
SEP  
OCT  
NOV  
DEC

**System action:** JES3 processing continues.

**Operator response:** None. This is an informational message.

**Programmer response:** None.

#### Module:

**Containing**  
IATGRSP

**Detecting**  
IATGRJM  
IATSSJM

**Issuing**  
IATGRSP

**Routing Code:** Note 19

**Descriptor Code:** N/A

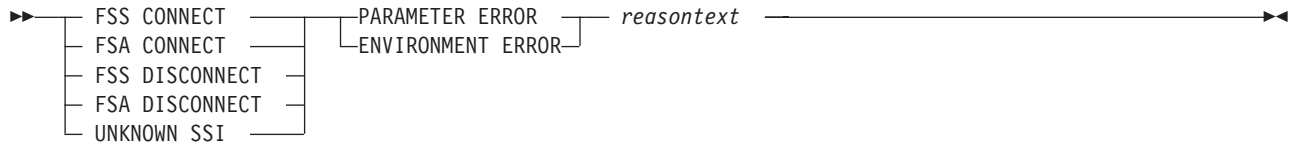
---

## Chapter 14. FSS Address Space Messages

---

IAT6900

**Explanation:**



One of the following errors occurred:

- The parameter list passed to the functional subsystem interface (FSI) connect/disconnect function was incorrect for the one of the following indicated reasons:
  - INVALID FSI FUNCTION CODE
  - FSS NOT YET CONNECTED
  - INVALID FSS ID
  - INVALID FSA ID
  - FSS ALREADY CONNECTED
  - FSA ALREADY CONNECTED
  - FSS ALREADY DISCONNECTED
  - FSA ALREADY DISCONNECTED
  - FSA NOT YET DISCONNECTED
- An environmental error occurred during an FSI connect function because of the following reason:
  - SYSTEM BEING PARTITIONED

This message is followed by message IAT6998 identifying the functional subsystem (FSS).

**System action:** If the reason text is “SYSTEM BEING PARTITIONED”, this indicates that the system that the FSS attempted to start on is being partitioned out of the SYSPLEX and all requests to join any group are permanently suspended. If the FSS is a C/I FSS, it will end abnormally with a DM207 reason code X'2C'. If the FSS is a WTR FSS, other abends are possible and can usually be ignored.

For all the other reason text, this is probably an error in the FSS that is trying to use the FSI. The FSS will end abnormally. See the description of the message or system completion code provided by the FSS when it ends.

**Operator response:** If the cause of this error cannot be determined from the message, inform the system programmer.

**System programmer response:** For all errors other than “SYSTEM BEING PARTITIONED”, this is probably an error in the FSS that is trying to use the FSI. The FSS will end abnormally. See the description of the message or system completion code provided by the FSS when it ends.

**Module:**

**Containing**  
IATSICD

**Detecting**  
IATSICD

**Issuing**  
IATSICD

**Routing Code:** 2,Note 17,Note 18

**Descriptor Code:** 7

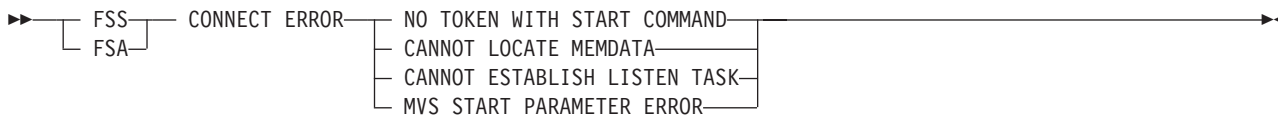
---

## IAT6901 • IAT6903

---

### IAT6901

#### Explanation:



An unrecoverable error has occurred during the processing of a subsystem interface connect request. This message is followed by message IAT6998 identifying the functional subsystem (FSS).

**System action:** The FSS address space abends with a system completion code of DFB.

**Operator response:** Restart the FSS address space.

**Problem determination:** Table I, items 2, 16, 29, 33, Table III, items 4, 5.

#### Module:

**Containing**  
IATSICD

**Detecting**  
IATSICD

**Issuing**  
IATSICD

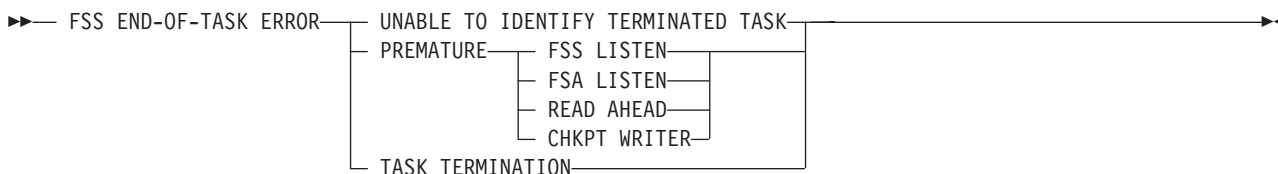
**Routing Code:** 2,Note 17,Note 18

**Descriptor Code:** 7

---

### IAT6902

#### Explanation:



One of the JES3-created tasks in the functional subsystem (FSS) address space has ended unexpectedly. This message is followed by message IAT6998 identifying the FSS.

**System action:** The FSS address space abends with a system completion code of DFB.

**Operator response:** Restart the FSS address space.

**Problem determination:** Table I, items 2, 16, 29, 33, Table III, items 4, 5.

#### Module:

**Containing**  
IATSICD

**Detecting**  
IATSICD

**Issuing**  
IATSICD

**Routing Code:** 2,Note 17,Note 18

**Descriptor Code:** 7

---

### IAT6903

#### Explanation:



A stop order was issued to a functional subsystem application (FSA), but that application no longer exists. The stop order is ignored.

**System action:** A X'DFC' abend code is not issued. The FSA has already terminated.

**Operator response:** None. This is an informational message.

**Module:**

<b>Containing</b>	<b>Detecting</b>	<b>Issuing</b>
IATFCOR	IATFCOR	IATFCOR

**Routing Code:** 2

**Descriptor Code:** 6

#### IAT6905

**Explanation:**

▶▶— ORDER FSI NON-ZERO RETURN CODE—▶▶

A non-zero return code has been received from the functional subsystem (FSS) or FSA order routine. This message is followed by message IAT6998 identifying the FSS.

**System action:** The FSS or FSA listen task abends with a system completion code of DFB.

**Operator response:** Restart the FSS address space.

**Problem determination:** Table I, items 2, 16, 29, 33, Table III, items 4, 5.

**Module:**

<b>Containing</b>	<b>Detecting</b>	<b>Issuing</b>
IATFCOR IATFCMS	IATFCOR	IATFCMS

**Routing Code:** 2,Note 17,Note 18

**Descriptor Code:** 7

#### IAT6910

**Explanation:**

▶▶— POST FSI NON-ZERO RETURN CODE—▶▶

A non-zero return code has been received from the FSA post routine. This message is followed by message IAT6998 identifying the FSS.

**System action:** The FSA listen task abends with a system completion code of DFB.

**Operator response:** Restart the FSS address space.

**Problem determination:** Table I, items 2, 16, 29, 33, Table III, items 4, 5.

**Module:**

<b>Containing</b>	<b>Detecting</b>	<b>Issuing</b>
IATFCPT IATFCMS	IATFCPT	IATFCMS

**Routing Code:** 2,Note 17,Note 18

**Descriptor Code:** 7

## IAT6915 • IAT6931

---

### IAT6915

#### Explanation:

►► SEND FSI PARAMETER ERROR — [ INVALID DATA ADDRESS — ] —————►►  
[ INCORRECT SEND TYPE — (nnn) — ]

The parameter list passed to the JES3 functional subsystem interface (FSI) SEND function contained an incorrect data address, or an incorrect SEND type. In the message text, *(nnn)* identifies the hex value of the incorrect SEND type. This message is followed by message IAT6998 identifying the functional subsystem (FSS).

**System action:** JES3 sets a non-zero FSI reason code.

**Operator response:** Inform the system programmer.

**Programmer response:** This is probably an error in the FSS that is trying to use the FSI. The FSS will abend. See the description of the message or system completion code provided by the FSS when it ends.

#### Module:

Containing	Detecting	Issuing
IATFCSN IATFCMS	IATFCSN	IATFCMS

**Routing Code:** 2,Note 17,Note 18

**Descriptor Code:** 7

---

### IAT6931

#### Explanation:

►► WRITER FSA CONNECT ERROR — [ BLOCK SPOOLER INITIALIZATION FAILED — ] —————►►  
[ CANNOT ESTABLISH READ-AHEAD TASK — ]  
[ CANNOT ESTABLISH CHKPT WRITER TASK — ]

FSA connect processing failed to initialize spool access for the GETDS function, or to ATTACH the specified task, or the task failed to complete initialization. This message is followed by message IAT6998 identifying the functional subsystem (FSS).

**System action:** The FSA abends with a system completion code of DFB.

**Operator response:** Restart the FSS address space.

**Problem determination:** Table I, items 2, 16, 29, 33, Table III, items 4, 5.

#### Module:

Containing	Detecting	Issuing
IATFPCC IATFCMS	IATFPCC	IATFCMS

**Routing Code:** —

**Descriptor Code:** 7



---

**IAT6936****Explanation:**

▶▶— GETDS FSI BLOCK SPOOLER ERROR—▶▶

INVALID SPOOL ADDRESS	INVALID PARAMETER LIST	CROSS-MEMORY MOVE ERROR
-----------------------	------------------------	-------------------------

This is a software error that occurred during an attempt to read the data set checkpoint record. This message is followed by messages IAT6998 and IAT6999 identifying the functional subsystem (FSS) and the DD associated with the data set, respectively.

**System action:** The FSA abends with a system completion code of DFB. JES3 recovery processing places the data set in hold, and then attempts to select another data set.

**Operator response:** Notify the system programmer.

**Programmer response:** See Chapter 30, "Problem Determination," on page 1135.

**Problem determination:** See Chapter 30, "Problem Determination," on page 1135, Table I, items 2, 16, 29, 33, Table III, items 4, 5.

**Module:**

Containing	Detecting	Issuing
IATFPGD	IATFPGD	IATFCMS
IATFCMS		

**Routing Code:** –

**Descriptor Code:** 7

---

**IAT6937****Explanation:**

▶▶— GETDS FSI ERROR - I/O ERROR— READING CHECKPOINT—▶▶

A hardware error occurred while attempting to read the data set checkpoint record. This message is followed by messages IAT6998 and IAT6999 identifying the functional subsystem (FSS) and the DD associated with the data set, respectively.

**System action:** JES3 processes the data set from the beginning.

**Operator response:** If reprinting of the complete data set is not acceptable, issue an \*S *wtr,parm* command where *parm* is any parameter except for NPRO and D. This will cause the FSS writer to release all data sets in the 'pipeline' - including this one - and to request them again. If the problem recurs, hold the data set before restarting the writer.

**Module:**

Containing	Detecting	Issuing
IATFPGD	IATFPGD	IATFCMS
IATFCMS		

**Routing Code:** 2,Note 17,Note 18

**Descriptor Code:** 7

## IAT6938 • IAT6945

---

### IAT6938

#### Explanation:

▶▶— GETDS FSI ERROR - GETMAIN ERROR— PROCESSING JESNEWS—▶▶

The GETDS routine was unable to acquire the storage in which to build the required control blocks. This message is followed by messages IAT6998 and IAT6999 identifying the functional subsystem (FSS) and the DD associated with the data set, respectively.

**System action:** JESNEWS processing is skipped for this job.

**Operator response:** If this message occurs for more than one job, inform the system programmer.

#### Module:

Containing	Detecting	Issuing
IATFPGD	IATFPGD	IATFCMS
IATFCMS		

**Routing Code:** 2,Note 17,Note 18

**Descriptor Code:** 7

---

### IAT6940

#### Explanation:

▶▶— RELDS FSI PARAMETER ERROR - INVALID— DATASET ID—▶▶

The parameter list passed to the JES3 functional subsystem interface (FSI) RELDS function contained an incorrect data set ID. This message is followed by message IAT6998 identifying the functional subsystem (FSS).

**System action:** JES3 sets a non-zero FSI reason code.

**Operator response:** Inform the system programmer.

**Programmer response:** This is probably an error in the FSS that is trying to use the FSI. The FSS will abend. See the description of the message or system completion code provided by the FSS when it ends.

#### Module:

Containing	Detecting	Issuing
IATFPRD	IATFPRD	IATFCMS
IATFCMS		

**Routing Code:** 2,Note 17,Note 18

**Descriptor Code:** 7

---

### IAT6945

#### Explanation:

▶▶— GETREC FSI PARAMETER ERROR - 

INVALID DATASET ID
INVALID REQUEST TYPE
INVALID RECORD ID

—▶▶

The parameter list passed to the JES3 functional subsystem interface (FSI) GETREC function contained the indicated incorrect value. This message is followed by message IAT6998 identifying the functional subsystem (FSS). Message IAT6999 is also written to identify the data set, except when the error is an incorrect data set ID.

**System action:** JES3 sets a non-zero FSI reason code.

**Operator response:** Inform the system programmer.

**Programmer response:** This is probably an error in the FSS that is trying to use the FSI. The FSS will abend. See the description of the message or system completion code provided by the FSS when it ends.

**Module:**

Containing	Detecting	Issuing
IATFPGF IATFCMS	IATFPGF	IATFCMS

**Routing Code:** –

**Descriptor Code:** 7

#### IAT6946

**Explanation:**

▶▶ GETREC FSI ERROR – — NO BUFFERS AVAILABLE —————▶▶  
 ┌ READ-AHEAD SPOOL I/O ERROR —————┐  
 └ READ-AHEAD ABEND OR LOGICAL ERROR —┘

Either there are no available buffers in the buffer pool for the FSA, or an indication of a previous error in the read-ahead task is now being passed to the caller. This message is followed by messages IAT6998 and IAT6999 identifying the functional subsystem (FSS) and the DD associated with the data set, respectively.

**System action:** Processing of the indicated data set ends. The occurrence of the exceptional condition is noted in the GETREC FSI parameter list and a zero FSI reason code is set.

**Operator response:** Reset the data set destination to another writer if possible, or cancel the data set.

**Module:**

Containing	Detecting	Issuing
IATFPGF IATFCMS	IATFPGF	IATFCMS

#### IAT6950

**Explanation:**

▶▶ FREEREC FSI PARAMETER ERROR – — INVALID — DATASET ID —————▶▶  
 └ INDEX FREED —┘

The parameter list passed to the JES3 functional subsystem interface (FSI) FREEREC function, contained the indicated incorrect value. This message is followed by message IAT6998 identifying the functional subsystem (FSS). When the error is an INVALID INDEX FREED, message IAT6999 is also written to identify the data set.

**System action:** JES3 sets a non-zero FSI reason code.

**Operator response:** Inform the system programmer.

**Programmer response:** This is probably an error in the FSS that is trying to use the FSI. The FSS will abend. See the description of the message or system completion code provided by the FSS when it ends.

**Module:**

Containing	Detecting	Issuing
IATFPGF IATFCMS	IATFPGF	IATFCMS

**Routing Code:** –

## IAT6955 • IAT6956

Descriptor Code: 7

---

### IAT6955

#### Explanation:

▶▶ — CHKPT FSI PARAMETER ERROR— — INVALID DATASET ID —————▶▶

The parameter list passed to the JES3 functional subsystem interface (FSI) CHKPT function, contained an incorrect data set ID. This message is followed by message IAT6998 identifying the functional subsystem (FSS).

**System action:** JES3 sets a non-zero FSI reason code.

**Operator response:** Inform the system programmer.

**Programmer response:** This is probably an error in the FSS that is trying to use the FSI. The FSS will abend. See the description of the message or system completion code provided by the FSS when it ends.

#### Module:

Containing	Detecting	Issuing
IATFPCP	IATFPCP	IATFCMS
IATFCMS		

Routing Code: 2,Note 17,Note 18

Descriptor Code: 7

---

### IAT6956

#### Explanation:

▶▶ — CHKPT FSI ERROR — — JESNEWS CHKPT REQUEST —————▶▶  
                                  |  
                                  | — CHKPT WRITER ————|  
                                  |                                  |  
	— SPOOL I/O ERROR ————	
		— ABEND OR LOGICAL ERROR ————

Either a request has been made to checkpoint a JESNEWS data set, or an indication of a previous error in the checkpoint writer task is now being passed to the caller. This message is followed by messages IAT6998 and IAT6999 identifying the functional subsystem (FSS) and the DD associated with the data set, respectively.

**System action:** No checkpoint is taken. The occurrence of the exceptional condition is noted in the CHKPT functional subsystem interface (FSI) parameter list, and a zero FSI reason code is set.

**Operator response:** None, unless installation practices require that checkpoints be taken. If so, issue a \*R *wtr*,HOLD command to restart and hold the data set.

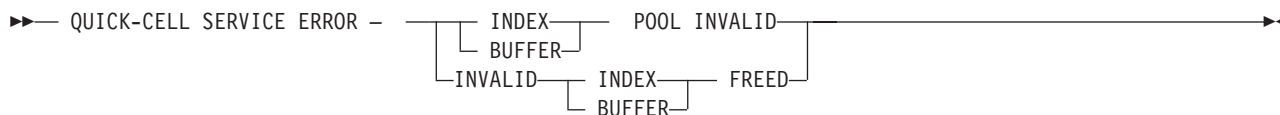
#### Module:

Containing	Detecting	Issuing
IATFPCP	IATFPCP	IATFCMS
IATFCMS		

Routing Code: —

Descriptor Code: 7

---

**IAT6960****Explanation:**

The buffer management service for a writer FSA detected an unrecoverable error. This message is followed by message IAT6998 identifying the functional subsystem (FSS).

**System action:** The task requesting buffer management services abends with a system completion code of DFB.

**Operator response:** Restart the FSS address space.

**Problem determination:** Table I, items 2, 16, 29, 33, Table III, items 4, 5.

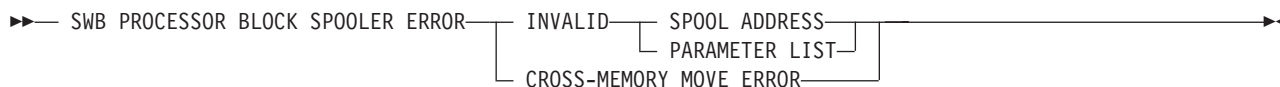
**Module:**

Containing	Detecting	Issuing
IATFPQC IATFCMS	IATFPQC	IATFCMS

**Routing Code:** –

**Descriptor Code:** 7

---

**IAT6965****Explanation:**

An unrecoverable software error was detected while trying to process the data set characteristics. This message is followed by messages IAT6998 and IAT6999 identifying the functional subsystem (FSS) and the DD associated with the data set, respectively.

**System action:** The FSA abends with a system completion code of DFB. System recovery processing places the data set in hold, and then attempts to select another data set.

**Operator response:** If the data set characteristics allow, reschedule the data set to another writer. If not, cancel the data set.

**Programmer response:** If the data set can be processed without the characteristics defined on the applicable OUTPUT JCL statement, ask the operator to reroute the data to another (non-FSS) writer. Otherwise rerun the job.

**Problem determination:** Table I, items 2, 16, 29, 33, Table III, items 4, 5.

**Module:**

Containing	Detecting	Issuing
IATFPSB IATFCMS	IATFPSB	IATFCMS

**Routing Code:** –

**Descriptor Code:** 7

---

## IAT6966 • IAT6967

---

### IAT6966

#### Explanation:



This message is issued when a bad return code has been passed to the SWB processor by the Scheduler JCL Facility during processing of the data set characteristics. This message is followed by messages IAT6998 and IAT6999 identifying the FSS and the DD associated with the data set, respectively.

**System action:** The FSA abends with a system completion code of DFB. System recovery processing places the data set in hold, and then attempts to select another data set.

**Operator response:** If the data set characteristics allow, reschedule the data set to another writer. If not, cancel the data set.

**Programmer response:** If the data set can be processed without the characteristics defined on the applicable OUTPUT JCL statement, ask the operator to reroute the data to another (non-FSS) writer. Otherwise, rerun the job.

**Problem determination:** Table I, items 2, 16, 29, 33, Table III, items 4, 5.

#### Module:

##### Containing

IATFPSB

IATFCMS

##### Detecting

IATFPSB

##### Issuing

IATFCMS

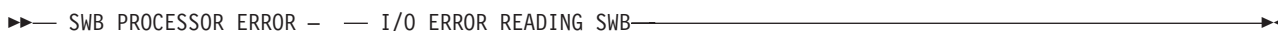
**Routing Code:** –

**Descriptor Code:** 7

---

### IAT6967

#### Explanation:



A permanent I/O error occurred during the attempt to read a SWB. The SWB is present if an OUTPUT statement or any other Scheduler JCL Facility (SJF) statement was included in the job's JCL. This message is followed by messages IAT6998 and IAT6999 identifying the FSS and the DD associated with the data set, respectively.

**System action:** The data set is returned to the Output Service queue and held without being printed.

**Operator response:** Cancel the data set or reschedule it to another FSS writer. This data set, more than likely, cannot be processed by non-FSS writers without a loss in the setup data set characteristics and therefore in the output quality. Contact the job submitter before rescheduling the output to a non-FSS writer.

**Programmer response:** If the data set can be processed without the characteristics defined on the applicable OUTPUT statement, ask the operator to reroute the data to another (non-FSS) writer. Otherwise, rerun the job.

#### Module:

##### Containing

IATFPSB

IATFCMS

##### Detecting

IATFPSB

##### Issuing

IATFCMS

**Routing Code:** 2,Note 17,Note 18

**Descriptor Code:** 7

---

**IAT6968****Explanation:**

▶▶ SWB PROCESSOR PARAMETER ERROR – — INVALID MVS JCL VALUE FOR KEYWORD —————▶▶

JES3 issues this message when a bad return code was passed from the scheduler work block (SWB) processor by the Scheduler JCL Facility during processing of the data set characteristics.

**System action:** The system places the data set in HOLD status without being printed and the system issues message IAT7008. The system issues messages IAT6998 and IAT6999 to identify the functional subsystem (FSS) and the DD associated with the data set.

**Operator response:** Cancel the data set or reschedule it to another FSS writer if the characteristics allow. Otherwise, modify the characteristics to allow the data set to be processed and release the data set from being held.

**Module:**

Containing	Detecting	Issuing
IATFPSB	IATFPSB	IATFCMS

**Routing Code:** 2,Note 18

**Descriptor Code:** 7

---

**IAT6969****Explanation:**

▶▶ SWB PROCESSOR ERROR – — SJF RETRIEVE FAILED —————▶▶

JES3 issues this message when a bad return code was passed from the scheduler work block (SWB) processor by the Scheduler JCL Facility during processing of the data set characteristics.

**System action:** JES3 returns the data set to the Output Service queue and holds the data set without printing. The system issues messages IAT6998, IAT6999, and IAT6997 to identify the functional subsystem (FSS), the ddname associated with the data set, and the data set name.

**Operator response:** Cancel the data set or reschedule it to another FSS writer. This data set cannot be processed by non-FSS writers without loss in the setup data set characteristics. Contact the job submitter before rescheduling the output to a non-FSS writer.

**Programmer response:** If the data set can be processed without the characteristics defined on the applicable OUTPUT statement, ask the operator to reroute the data set to another non-FSS writer. Otherwise, rerun the job.

**Module:**

Containing	Detecting	Issuing
IATFPSB IATFCMS	IATFPSB	IATFCMS

**Routing Code:** 2,Note 18

**Descriptor Code:** 7

---

**IAT6970****Explanation:**

▶▶ READ-AHEAD TASK ERROR – — BLOCK SPOOLER INITIALIZATION FAILED —————▶▶

The attempt to initialize the block spooler service to provide JES3 spool access for the read-ahead task failed. This message is followed by message IAT6998 identifying the functional subsystem (FSS).

## IAT6971 • IAT6972

**System action:** The read-ahead task abends with a system completion code of DFB.

**Operator response:** Restart the FSS address space.

**Problem determination:** Table I, items 2, 16, 29, 33, Table III, items 4, 5.

**Module:**

Containing	Detecting	Issuing
IATFPRA IATFCMS	IATFPRA	IATFCMS

**Routing Code:** 2,Note 17,Note 18

**Descriptor Code:** 7

---

### IAT6971

**Explanation:**

▶▶ READ-AHEAD TASK BLOCK SPOOLER ERROR- [ INVALID- SPOOL ADDRESS- ]  
[ CROSS-MEMORY MOVE ERROR- ] [ PARAMETER LIST- ]

A software related error was detected during the attempt to read data from the JES3 spool. This message is followed by messages IAT6998 and IAT6999 identifying the FSS and the DD associated with the data set, respectively.

**System action:** Processing of the data set ends, and the read-ahead task abends with a system completion code of DFB. When the FSS releases the current data set, it is held by JES3. Message IAT6946 is issued when the FSA is notified. FSA processing resumes with the next data set.

**Operator response:** Reschedule the data set to another writer, if possible, or cancel the data set.

**Problem determination:** Table I, items 2, 16, 29, 33, Table III, items 4, 5.

**Module:**

Containing	Detecting	Issuing
IATFPRA IATFCMS	IATFPRA	IATFCMS

**Routing Code:** -

**Descriptor Code:** 7

---

### IAT6972

**Explanation:**

▶▶ READ-AHEAD TASK ERROR - - INVALID- [ SPOOL DATA FORMAT- ]  
[ JESNEWS DATA FORMAT- ]

The internal data format of a spool data buffer or a JESNEWS data buffer is incorrect. This message is followed by messages IAT6998 and IAT6999 identifying the FSS and the DD associated with the data set, respectively.

**System action:** Processing of the data set ends, and the read-ahead task abends with a system completion code of DFB. When the FSS releases the current data set, it is held by JES3. Message IAT6946 is issued when the FSA is notified. FSA processing resumes with the next data set.

**Operator response:** Reschedule the data set to another writer, if possible, or cancel the data set.

**Problem determination:** Table I, items 2, 16, 29, 33, Table III, items 4, 5.

**Module:**



**Containing**  
IATFPRA  
IATFCMS

**Detecting**  
IATFPRA

**Issuing**  
IATFCMS

**Routing Code:** –

**Descriptor Code:** 7

**IAT6973**

**Explanation:**

```

▶▶— READ-AHEAD TASK  ERROR — — I/O ERROR READING SPOOL DATA —————▶▶
                                |
                                | UNEXPECTED END OF FILE —————▶▶
                                |
                                | INVALID RECORD ID —————▶▶
  
```

The read-ahead task has detected a permanent error condition:

**I/O ERROR READING SPOOL DATA**

a permanent I/O error occurred.

**UNEXPECTED END OF FILE**

the error occurred because of a failure to close the data set after it had been created. The equivalent error on the JES3 global is a recoverable DM722.

**INVALID RECORD ID**

the record ID provided with a specific GETREC request is incorrect.

This message is followed by messages IAT6998 and IAT6999 identifying the functional subsystem (FSS) and the DD associated with the data set, respectively.

**System action:** Processing of the data set ends. For a permanent I/O error, message IAT6946 is issued when the FSA is notified. For an incorrect record ID, message IAT6945 is issued. There is no second message for an unexpected end of file.

**Operator response:** None. This is an informational message.

**Module:**

**Containing**  
IATFPRA  
IATFCMS

**Detecting**  
IATFPRA

**Issuing**  
IATFCMS

**Routing Code:** –

**Descriptor Code:** 7

**IAT6975**

**Explanation:**

```

▶▶— CHKPT WRITER  ERROR — — BLOCK SPOOLER INITIALIZATION FAILED —————▶▶
  
```

The attempt to initialize the block spooler service to provide JES3 spool access for the checkpoint writer task failed. This message is followed by message IAT6998 identifying the functional subsystem (FSS).

**System action:** The checkpoint writer task abends with a system completion code of DFB.

**Operator response:** Restart the FSS address space.

**Problem determination:** Table I, items 2, 16, 29, 33, Table III, items 4, 5.

**Module:**

## IAT6976 • IAT6977

**Containing**  
IATFPCW  
IATFCMS

**Detecting**  
IATFPCW

**Issuing**  
IATFCMS

**Routing Code:** 2,Note 17,Note 18

**Descriptor Code:** 7

---

### IAT6976

#### Explanation:

▶▶— CHKPT WRITER BLOCK SPOOLER ERROR —

INVALID	SPOOL ADDRESS	→
CROSS-MEMORY	PARAMETER LIST	→
MOVE ERROR		→

A software-related error was detected during the attempt to write a data set checkpoint record to the JES3 spool. This message is followed by messages IAT6998 and IAT6999 identifying the functional subsystem (FSS) and the DD associated with the data set, respectively.

**System action:** Checkpoint processing for this data set ends and the checkpoint writer task abends with a system completion code of DFB. Future checkpoint requests for the indicated data set will be rejected by the CHKPT FSI routine, with message IAT6956. Checkpoint processing resumes with the next data set.

**Operator response:** None, unless your installation requires that checkpoints be taken. If so, issue a \*R *wtr*,HOLD command to restart and hold the data set.

**Problem determination:** Table I, items 2, 16, 29, 33, Table III, items 4, 5.

#### Module:

**Containing**  
IATFPCW  
IATFCMS

**Detecting**  
IATFPCW

**Issuing**  
IATFCMS

**Routing Code:** —

**Descriptor Code:** 7

---

### IAT6977

#### Explanation:

▶▶— CHKPT WRITER ERROR— I/O ERROR WRITING CHECKPOINT—▶▶

A permanent I/O error was detected during the attempt to write a checkpoint record to the JES3 spool. This message is followed by messages IAT6998 and IAT6999 identifying the functional subsystem (FSS) and the DD associated with the data set, respectively.

**System action:** No checkpoint is taken. Future checkpoint requests for the indicated data set will be rejected by the CHKPT FSI routine, with message IAT6956. Checkpoint processing resumes with the next data set.

**Operator response:** None, unless your installation requires that checkpoints be taken. If so, issue a \*R *wtr*,HOLD command to restart and hold the data set.

#### Module:

**Containing**  
IATFPCW  
IATFCMS

**Detecting**  
IATFPCW

**Issuing**  
IATFCMS

**Routing Code:** 2,Note 17,Note 18

Descriptor Code: 7

---

#### IAT6998

##### Explanation:

▶▶— FSS— *fssname (fssid,fssid)*—▶▶

This message follows a previous error message, as part of a multi-line WTO, to identify the issuing functional subsystem (FSS).

**System action:** See the previous accompanying message.

**Operator response:** None. This is an informational message.

##### Module:

Containing	Detecting	Issuing
IATFCMS	IATFCMS	IATFCMS
IATSICD	IATSICD	IATSICD

**Routing Code:** 2,Note 17,Note 18

Descriptor Code: 7

---

#### IAT6999

##### Explanation:

▶▶— JOB— *jobname (jobid)*— DSN=— *dsn*—▶▶

This message follows message IAT6998 to identify the job and data set involved in the described error.

**System action:** See the previous accompanying message.

**Operator response:** None. This is an informational message.

##### Module:

Containing	Detecting	Issuing
IATFCMS	IATFCMS	IATFCMS

**Routing Code:** 2

Descriptor Code: 7



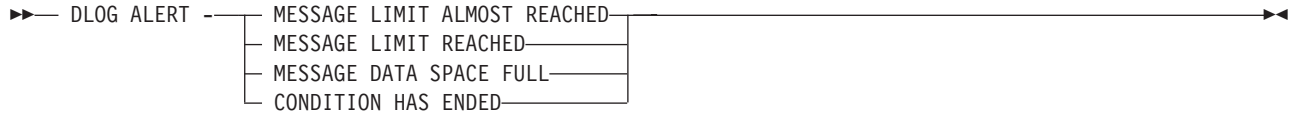
---

## Chapter 15. Output Service Messages

---

IAT7000

**Explanation:**



The JES3 hardcopy log (DLOG) function has detected an alert condition associated with the DLOG extended MCS console; or an existing condition has been relieved.

**System action:** For MESSAGE LIMIT REACHED and MESSAGE DATA SPACE FULL conditions, messages will no longer be queued to the DLOG extended MCS console until the alert condition has been relieved. It is possible that messages may be missing from DLOG while this alert condition is in effect.

**Operator response:** For MESSAGE LIMIT ALMOST REACHED, MESSAGE LIMIT REACHED, and MESSAGE DATA SPACE FULL conditions, the problem may be one of the following:

- A SYSLOG WTL buffer shortage may have occurred (indicated by the display of MVS message IEE767A). Issue D C,HARDCOPY to display the number of buffers in use. Issue K M,LOGLIM=nxxx to increase the number of SYSLOG WTL buffers.
- A JES3 spool space shortage may have occurred. If a JES3 spool space shortage occurs (for example, JES3 displays message IAT1016 or IAT1017), SYSLOG may not be able to allocate spool space to write WTL requests to the JES3 spool. This in turn may cause all of the SYSLOG WTL buffers to be used up, which will cause messages to back up in the DLOG message data space. Issue \*I,Q,S or \*I,Q,SP=spart (where spart is the spool partition being used by SYSLOG) to determine if there is a spool space shortage. If there is a spool space shortage, take the appropriate steps to eliminate shortage (such as purging held output over a certain age).

**Note:** To determine the spool partition being used by SYSLOG, issue the \*I,J=SYSLOG,SP command.

- SYSLOG is not started. If the global has just been IPLed and the Job Segment Scheduler (JSS) has not been started, issue a \*S,JSS to start JES3 scheduling. SYSLOG will not start until JSS has been started. If JSS has been started, issue an \*I,J=SYSLOG command to determine if SYSLOG is active. If not, then issue a WRITELOG START command to start SYSLOG and VARY SYSLOG,HARDCPY command to assign SYSLOG as the hardcopy medium.

If the alert condition is not caused by one of the above conditions, take a dump of the JES3DLOG address space to determine whether there is a problem with the JES3DLOG address space. Notify the system programmer.

**System programmer response:** If you cannot determine the cause of the alter condition, contact IBM support. Documentation should include the dump that was taken and the SYSLOG from the JES3 global.

**Module:**

Containing	Detecting	Issuing
IATCNDAL	IATCNDAL	IATCNDAL

**Routing Code:** 1

**Descriptor Code:** 2,4,7,11

---

IAT7001

**Explanation:**

## IAT7002 • IAT7003

```
▶▶ JOB— jobname (jobid)— IS ON WRITER— devname (dev),— RECORDS=— nnn—  
NAVAIL—  
▶  
PAGES=— mmm— (RESTARTED)  
PAGES=— mmm—  
(RESTARTED)——
```

The output for the named job has been selected by the writer (*dev*) for processing. If a device number does not appear in the message, the device is a non-channel attached device (for example, 3820). MVS does not assign device numbers to non-channel attached devices. In this message *nnn* specifies the number of records to be printed and *mmm* specifies the number of stream mode pages to be printed. NAVAIL specifies that the number of records is not available. For a 3800 printer, the named job's output has begun to appear on paper. RESTARTED is displayed in the message text when the JES3 global was hot started with this writer active.

**System action:** JES3 continues processing.

**Operator response:** None. This is an informational message.

**Module:**

Containing	Detecting	Issuing
IATOSFP	IATOSFP	IATOSFP
IATOSWD	IATOSWD	IATOSWD

**Routing Code:** Note 17

**Descriptor Code:** 7

---

### IAT7002

**Explanation:**

```
▶▶ INVALID OUTPUT DEVICE SPECIFIED— (— devname,— dev—  
devtype— )——  
▶ WTR— JOB— (jobid),— CANCELLED——
```

The device specified on the OUT= parameter of the \*X,WTR command was not valid. Either the device does not exist or is a type not supported by output service.

**System action:** The writer is ended.

**Operator response:** Reissue the \*X,WTR command with a valid OUT= parameter.

**Module:**

Containing	Detecting	Issuing
IATOSWC	IATOSWC	IATOSWC

**Routing Code:** Note 17

**Descriptor Code:** 7

---

### IAT7003

**Explanation:**

```
▶▶ INVALID NAV PARAMETER —SPECIFIED, WTR — JOB — (jobid), —
```

▶ DSP DEFAULT OF NAV=  $\left[ \begin{array}{c} C \\ R \end{array} \right]$  USED. ▶▶

In an \*X,WTR command, the device was not available and the NAV parameter was not C or R. The disposition assembled into the DSP dictionary is used.

**System action:** JES3 continues processing.

**Operator response:** None. This is an informational message.

**Module:**

Containing	Detecting	Issuing
IATOSWC	IATOSWC	IATOSWC

**Routing Code:** Note 17

**Descriptor Code:** 7

#### IAT7004

**Explanation:**

▶▶ OUTPUT DEVICE — (  $\left[ \begin{array}{c} devname, \\ devtype \end{array} \right]$  ) — NOT — AVAILABLE, ▶▶

▶ WTR  $\left[ \begin{array}{c} \\ JOB \end{array} \right]$  (*jobid*),  $\left[ \begin{array}{c} CANCELLED \\ RESCHEDULED \end{array} \right]$  ▶▶

In the \*X,WTR command, the device specified on the OUT= parameter or, if OUT= was not specified, all devices of the type PRT were not available.

**System action:** The writer is ended if the message states CANCELED, or it is rescheduled if the message states RESCHEDULED.

**Operator response:** If the writer was canceled, reissue the \*X,WTR command when the required devices are available.

**Module:**

Containing	Detecting	Issuing
IATOSWC	IATOSWC	IATOSWC

**Routing Code:** Note 17

**Descriptor Code:** 7

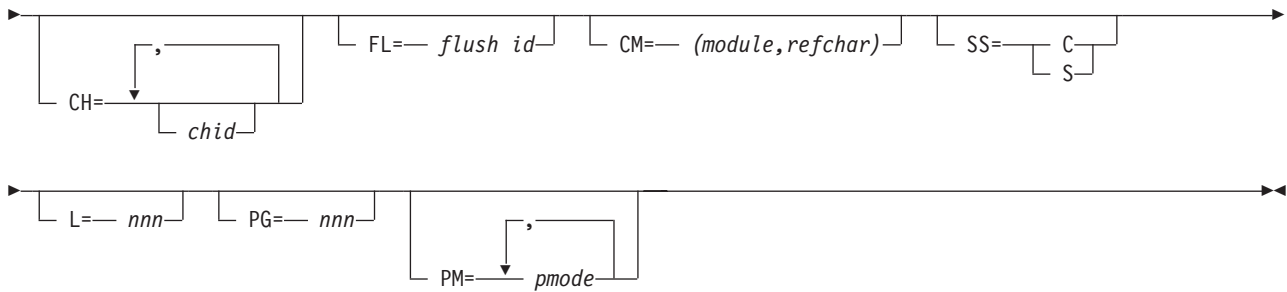
#### IAT7005

**Explanation:**

▶▶ WTR — (*jobno*), — ON — *devname(devnum)* — WAITING FOR WORK  $\left[ \begin{array}{c} WS= \\ (x) \end{array} \right]$  ▶▶

▶  $\left[ \begin{array}{c} ,WC= \\ sysout\ class(es) \end{array} \right]$   $\left[ \begin{array}{c} F= \\ form-name \end{array} \right]$   $\left[ \begin{array}{c} CT= \\ carriage-tape-name \end{array} \right]$  ▶▶

## IAT7005



A hot writer has done all the work in the output queue that it can process. If a device number does not appear in the message, the device is a non-channel attached device (such as 3820). MVS does not assign device numbers to non-channel attached devices. The keywords that might appear in the message are:

### WS=

The writer selection criteria in effect. A list of the possible criteria follows:

- Carriage tape or FCB (C)
- Sysout class (CL)
- Copy modification (CM)
- Data set destination (D)
- Form Requested (F)
- Flash (FL)
- Line or Page Limit (L)
- Stacker (SS)
- Data set priority (P)
- Device type (T)
- Train Image (U)
- Process mode (PM)

### WC=

The sysout class(es) that the writer can process.

**F=** The forms that are mounted and held.

### CT=

The carriage tape or FCB ID that is set up and held.

**U=** The UCS ID of the mounted train that is held.

### CH=

The character arrangement table(s) that is held.

### FL=

The flash image name that is held.

### CM=

*Module* is the copy modification module name that is held; *refchar* is the reference character that is held.

### SS=

**C** means that the continuous forms stacker is held. **S** means that the burster-trimmer stacker is held.

**L=** The line limit for the device.

### PG=

The page limit for page-mode data.

### PM=

Indicates the process mode(s) defined for this printer or punch device. If the printer is a device capable of operating in either compatibility mode or FSS mode (for example, a 3800 model 3 printer), PM indicates the process mode(s) defined for the current device operating mode.



When listed, any of the preceding keywords indicates that the attribute of the device cannot be changed except by a \*START or \*RESTART writer command.

**System action:** The writer waits for an operator command or for new work to process. The criteria in HELD state are preventing the writer from selecting work.

**Operator response:** Issue a \*START or \*RESTART command to change or release the desired attributes from HELD status, or issue a \*CANCEL command to cancel the writer.

When this message first appears, JES3 will display only the first line as an action message. To display all attributes of the device, including those criteria in HELD state, issue the \*I,D,D=*devname* or *devnum* command.

**Module:**

Containing	Detecting	Issuing
IATOSWC	IATOSFT	IATOSFT
IATOSWC	IATOSWD	IATOSWC

**Routing Code:** Note 17

**Descriptor Code:** 2,7

**IAT7006**

**Explanation:**

```

▶▶ JOB— jobname (jobid)— ON— devname(devnum)— COPIES=— xxx,— RECORDS=— nnn—
                                     └── NAVAIL ─┘
▶ PAGES=— nnn—
          └── NAVAIL ─┘

```

JES3 has selected the data set specified in message IAT7057 for processing. The JOB *jobname (jobid)* contains the transaction program job name and transaction identifier when the job exists for an Advanced Program-to-Program Communication (APPC) transaction program. The output is written to device *dev*.

If a device number does not appear in the message, the device is a non-channel attached device (for example, 3820). MVS does not assign device numbers to non-channel attached devices.

In this message, the number of copies to be transmitted to the output device is specified by *xxx*. *nnn* indicates the number of records to be printed and *mmm* indicates the number of stream mode pages to be printed. (If the number of records or pages is unknown, NAVAIL appears).

**System action:** Processing continues.

**Operator response:** None. This is an informational message.

**Module:**

Containing	Detecting	Issuing
IATOSWC	IATOSFG	IATOSFG
IATOSWC	IATOSWD	IATOSWD

**Routing Code:** Note 17

**Descriptor Code:** –

**IAT7007**

**Explanation:**

```

▶▶ JOB— jobname (jobid)— ON WRITER— devname(devnum),— DSN=— dsn,— PURGED—

```

JES3 completed output of the data set *dsn* and purged the data set from the system. The JOB *jobname (jobid)* contains the transaction name and transaction identifier when the job exists for an Advanced Program-to-Program

## IAT7008

Communication (APPC) transaction program. If a device number does not appear in the message, the device is a non-channel attached device (for example, 3820). MVS does not assign device numbers to non-channel attached devices.

**System action:** Processing continues.

**Operator response:** None. This is an informational message.

**Module:**

Containing	Detecting	Issuing
IATOSFP	IATOSFP	IATOSFP
IATOSWP	IATOSWP	IATOSWP

**Routing Code:** Note 7,Note 17

**Descriptor Code:** –

---

### IAT7008

**Explanation:**

```
▶▶— JOB— jobname (jobid)— ON— devname(devnum), — OPEN ERROR (DMnnn) — FOR DSN=— dsn————▶▶
      |                                     |
      |— READ ERROR (DMnnn) —
      |— SPLT ERROR (DM731) —
      |— BUFF SHORT (DM731) —
      |— R=— +nn— EOF —
      |— DS IS HELD —
```

An error occurred when a job accessed the data set *dsn*. The JOB *jobname (jobid)* contains the transaction name and transaction identifier when the job exists for an Advanced Program-to-Program Communication (APPC) transaction program. If a device number does not appear in the message, the device is a non-channel attached device (for example, 3820). MVS does not assign device numbers to non-channel attached devices.

**System action:** The system does the following, depending on the message text:

**OPEN ERROR DM701, DM719, DM721, DM722, DM725, or DM731**

The output of the current data set is ended.

**READ ERROR DM724**

Output continues with the next good block of data (if it can be found) from the current data set.

**READ ERROR DM702, DM722, DM725, or DM731**

Output of the current data set is ended.

**SPLT ERROR DM731**

A length error has occurred while processing a record that is split across two spool buffers. More printable data may exist for this data set. JES3 waits for an operator response before processing any more data.

**BUFF SHORT (DM731)**

A split stream mode data record has been encountered. The non-page mode device does not have adequate input/output (I/O) buffers defined to continue processing. JES3 waits for the operator response.

**R=*+nn* EOF**

This indicates forward repositioning to the end of the data set. The writer will wait for the appropriate operator response before processing any data.

**DS IS HELD**

An error occurred while either JES3 or the functional subsystem (FSS) processed the data set. The exact cause is defined by preceding message IAT7061. The specified data set has been placed in operator hold. The next possible data set is selected for processing.

**Operator response:** Depending on the message text, one of the following:

**DM701, DM719, DM720, DM721, DM722, DM724, DM725, or READ ERROR DM731 displays**

No operator response is required.

**Repositioning error displays**

Enter a \*START, \*RESTART, or \*CANCEL command.

**SPLT ERROR DM731 displays**

Enter a \*START command to continue processing at the next record. The error record is skipped. To discontinue processing of the current data set, enter a \*CANCEL command.

**BUFF SHORT (DM731) displays**

The data set cannot continue on the current printer. Enter \*CANCEL to discontinue the current data set, or enter the \*RESTART command to reschedule the output to another device which has sufficient buffers to process the data set.

Notify the system programmer and inform the user of the data set in error. If the error can be corrected, JES3 releases the data set for printing.

**Programmer response:** Analyze the dump and correct the problem. For more information about the job, see message IAT7061.

Note that for a 3800, message IAT7001 may not have been written for the indicated job.

To define I/O buffers for BUFF SHORT (DM731), see the RECORDS= parameter in *z/OS JES3 Initialization and Tuning Reference*.

**Problem determination:** See Table I, item 16.

**Module:**

Containing	Detecting	Issuing
IATOSWC	IATOSFP	IATOSFP
IATOSWC	IATOSFG	IATOSFG
IATOSWC	IATOSMV	IATOSMV
IATOSWC	IATOSWD	IATOSWD

**Routing Code:** Note 17

**Descriptor Code:** –

**IAT7009****Explanation:**

▶▶— ERROR DURING WRITER INITIALIZATION WTR— JOB— *jobname (jobid)*,— CANCELLED.—▶▶

An unrecoverable error occurred while trying to initialize the WTR DSP.

**System action:** If appropriate, a storage dump is taken and the WTR is ended.

**Operator response:** If a dump was taken, the response is determined by the type of dump. If no dump was taken, there was a syntax error in the \*CALL command; reissue the \*CALL command with the correct syntax.

**Module:**

Containing	Detecting	Issuing
IATOSWC	IATOSWC	IATOSWC
IATOSFD	IATOSFD	IATOSFD

**Routing Code:** Note 17

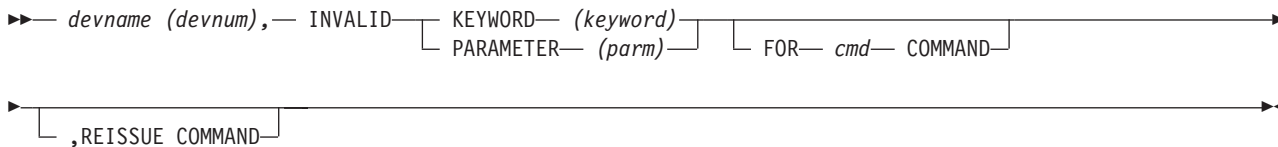
**Descriptor Code:** 7

## IAT7010 • IAT7011

---

### IAT7010

#### Explanation:



This message appears when a \*CALL, \*START, \*RESTART, or \*CANCEL command contains the indicated incorrect keyword or parameter. If a device number does not appear in the message, the device is a non-channel attached device (such as 3820). MVS does not assign device numbers to non-channel attached devices.

**System action:** The writer waits for you to reissue the command.

**Operator response:** To correct the problem, reissue the command with the correct keyword or parameter. You may reissue the same command with only the error keywords or parameters specified; the valid parameters from the previously issued command will take effect.

To cancel the writer, issue a \*CANCEL command.

#### Module:

**Containing**  
IATOSMP

**Detecting**  
IATOSMP

**Issuing**  
IATOSMP

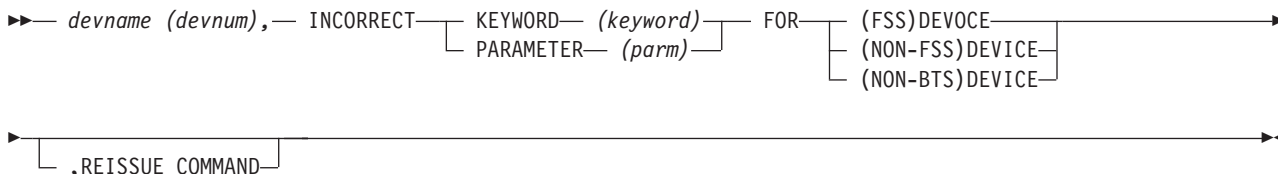
**Routing Code:** Note 18

**Descriptor Code:** 2,7

---

### IAT7011

#### Explanation:



The keyword or parameter is not valid for the indicated command or device type, or it cannot be processed at this time because of the current writer status. If a device number does not appear in the message, the device is a non-channel attached device (such as 3820). MVS does not assign device numbers to non-channel attached devices.

**System action:** The writer waits for you to correctly issue the command.

**Operator response:** To correct the problem, reissue the command with the correct keyword or parameter. You may reissue the same command with only the error keywords or parameters specified; the valid parameters from the previously issued command will take effect.

To cancel the writer, issue a \*CANCEL command.

#### Module:

**Containing**  
IATOSMP

**Detecting**  
IATOSMP

**Issuing**  
IATOSMP

**Routing Code:** Note 18

**Descriptor Code:** 2,7

---

IAT7012

## Explanation:

►► *devname (devnum), — DUPLICATE —* KEYWORD — (*keyword*) PARAMETER — (*parm*) , REISSUE COMMAND ►►

This message is issued in response to a \*CALL, \*START, \*RESTART, or \*CANCEL command that specified the indicated keyword more than once. If a device number does not appear in the message, the device is a non-channel attached device (such as 3820). MVS does not assign device numbers to non-channel attached devices.

**System action:** The writer waits for you to enter the command correctly.

**Operator response:** Reissue the command specifying the keyword or parameter only once. If the first occurrence of the keyword or parameter was the correct one, you may reissue the command without the keyword or parameter, or you may correct the command by reissuing it with only the error keyword or parameter specified. To cancel the writer, issue a \*CANCEL command.

## Module:

Containing	Detecting	Issuing
IATOSMP	IATOSMP	IATOSMP

**Routing Code:** —

**Descriptor Code:** 2,7

---

## IAT7013

## Explanation:

►► *devname (devnum), — INVALID PARAMETER —* (*parm*) — COMBINATION , REISSUE COMMAND. ►►

This message is issued in response to a \*CALL, \*START, \*RESTART, or \*CANCEL command. The command is not valid because of the indicated parameter and a parameter that preceded it. If a device number does not appear in the message, the device is a non-channel attached device (such as 3820). MVS does not assign device numbers to non-channel attached devices.

**System action:** The writer waits for you to enter the command correctly.

**Operator response:** To correct the problem:

- Reissue the command.
- Use only the parameter specified.
- Use the *not* option(/) to reset an unwanted parameter.

To cancel the writer, issue the \*CANCEL command.

## Module:

Containing	Detecting	Issuing
IATOSMP	IATOSMP	IATOSMP

**Routing Code:** Note 18

**Descriptor Code:** 2,7

---

## IAT7014 • IAT7016

---

### IAT7014

#### Explanation:

►► *devname (devnum),*— INCORRECT PARAMETER— (*parm*)— FOR KEYWORD— (*keywd*)—►  
└─┬─ ,REISSUE COMMAND.—┘

This message is issued in response to a \*CALL, \*START, \*RESTART, or \*CANCEL command. The indicated parameter is not valid for the indicated keyword. If a device number does not appear in the message, the device is a non-channel attached device (such as 3820). MVS does not assign device numbers to non-channel attached devices.

**System action:** The writer waits for you to enter the command correctly.

**Operator response:** Reissue the command with the correct parameter. You may reissue the same command with only the keywords or parameters in error specified; the valid parameters from the previously issued command will take effect.

#### Module:

Containing	Detecting	Issuing
IATOSMP	IATOSMP	IATOSMP

**Routing Code:** Note 18

**Descriptor Code:** 2,7

---

### IAT7015

#### Explanation:

►► *devname (devnum),*— IMBEDDED KEYWORD— (*keywd1*)— DETECTED FOR KEYWORD— (*keywd2*)—►  
└─┬─ ,REISSUE COMMAND.—┘

This message is issued in response to a \*CALL, \*START, \*RESTART, or \*CANCEL command. JES3 detected the keyword (*keywd2*) while processing the parameter list for keyword (*keywd1*). If a device number does not appear in the message, the device is a non-channel attached device (such as 3820). MVS does not assign device numbers to non-channel attached devices.

**System action:** The writer waits for you to enter the command correctly.

**Operator response:** The parameter scan attempted to locate the end of the parameter list. If a missing right parenthesis caused the error, reissue the command; specify all keywords and parameters following the error.

#### Module:

Containing	Detecting	Issuing
IATOSMP	IATOSMP	IATOSMP

**Routing Code:** Note 18

**Descriptor Code:** 2,7

---

### IAT7016

#### Explanation:

►► *devname (devnum),*— EXCESSIVE SUBPARAMETERS— FOR KEYWORD— (*keywd*)—►  
└─┬─ ,REISSUE COMMAND.—┘

This message is issued in response to a \*CALL, \*START, \*RESTART, or \*CANCEL command. The number of parameters for the indicated keyword exceeded the maximum. If a device number does not appear in the message, the device is a non-channel attached device (such as 3820). MVS does not assign device numbers to non-channel attached devices.

**System action:** The writer waits for you to enter the command correctly.

**Operator response:** Reissue the command with a valid parameter list for the keyword. You may reissue the same command with only the error keywords or parameters; the valid parameters from the previously issued command will take effect.

**Module:**

Containing	Detecting	Issuing
IATOSMP	IATOSMP	IATOSMP

**Routing Code:** Note 18

**Descriptor Code:** 2,7

#### IAT7017

**Explanation:**

▶▶— *devname (devnum),*— SYNTAX ERROR DETECTED— AT— (*text*)— [ ,REISSUE COMMAND.] —▶▶

This message is issued in response to a \*CALL, \*START, \*RESTART, or \*CANCEL command. JES3 detected a syntax error at the indicated location. Possible causes are a missing right parenthesis, an extra left parenthesis, or a keyword that is the first subparameter of a keyword parameter list (for example, \*MODIFY=(STD=XYZ).

If a device number does not appear in the message, the device is a non-channel attached device (for example, 3820). MVS does not assign device numbers to non-channel attached devices.

**System action:** The writer waits for you to enter the command correctly.

**Operator response:** Reissue the command with the correct syntax. Reenter only the incorrect keywords and parameters; the valid parameters from the previously issued command will take effect.

**Module:**

Containing	Detecting	Issuing
IATOSMP	IATOSMP	IATOSMP

**Routing Code:** Note 18

**Descriptor Code:** 2,7

#### IAT7019

**Explanation:**

▶▶— *devname (devnum),*— REPOSITIONING BY LINE— INVALID FOR PAGE-ORIENTED DEVICES— (*text*) —▶▶

A \*START,*devname* or \*RESTART,*devname* command with the R=parameter (specifying line count) was issued, but the indicated device *dev* is a page-oriented device that cannot be repositioned by line count. A page-oriented device can be repositioned only by page count, a checkpoint, or to the beginning of the data set or the beginning of a job. The \*R or \*S command can be used but it must be used to specify the count in pages.

If a device number does not appear in the message, the device is a non-channel attached device (for example, 3820). MVS does not assign device numbers to non-channel attached devices.

**System action:** The writer waits for you to correctly enter the command.

**Operator response:** Issue the \*START or \*RESTART command with a valid page count specified. See z/OS JES3 *Commands* for more information about these commands and the R= parameter.

## IAT7020 • IAT7022

### Module:

**Containing**  
IATOSMP

**Detecting**  
IATOSMP

**Issuing**  
IATOSMP

**Routing Code:** Note 18

**Descriptor Code:** 2,7

---

### IAT7020

#### Explanation:

▶▶— WRITER— *devname (devnum)*,— INVALID— FCB CODE—▶▶

An incorrect FCB data code was detected on the indicated 3211, 3203, or 3800 printer. For 3800 printers, this message may appear before IAT7001 which identifies the job with the incorrect FCB code.

**System action:** The writer waits for an operator response.

**Operator response:** Issue a \*START, \*CANCEL, or \*RESTART command.

### Module:

**Containing**  
IATOSPR

**Detecting**  
IATOSPR

**Issuing**  
IATOSPR

**Routing Code:** Note 17

**Descriptor Code:** 7

---

### IAT7021

#### Explanation:

▶▶— WRITER— *devname (devnum)*,— FCB— PARITY ERROR—▶▶

An FCB parity error was detected on the indicated 3211, 3203, or 3800 printer.

**System action:** The writer waits for an operator response.

**Operator response:** Issue a \*START, \*CANCEL, or \*RESTART command.

### Module:

**Containing**  
IATOSPR

**Detecting**  
IATOSPR

**Issuing**  
IATOSPR

**Routing Code:** Note 17

**Descriptor Code:** 7

---

### IAT7022

#### Explanation:

▶▶— WRITER— *devname (devnum)*,— BUS-OUT— PARITY CHECK—▶▶

A bus-out parity error occurred on the indicated printer or punch device.

**System action:** The writer waits for an operator response.

**Operator response:** Issue a \*START, \*CANCEL, or \*RESTART command.



**Module:**

Containing	Detecting	Issuing
IATOSPR	IATOSPR	IATOSPR
IATOSPN	IATOSPN	IATOSPN

**Routing Code:** Note 17**Descriptor Code:** 7**IAT7023****Explanation:**

▶▶ WRITER— *devname (devnum) text*, —▶▶

An error was detected on the indicated device.  
*text* is one of the following:

EQUIPMENT CHECK  
 PRINT CHECK  
 PRINT QUALITY ERROR  
 LINE POSITION ERROR  
 MECHANICAL MOTION CHECK  
 CONTROLLER CHECK  
 DATA CHECK  
 DATA CANCELLED  
 DATA LOST. OUTPUT WILL RESTART.  
 ENTER \*S, \*C, OR \*R.

**DATA LOST** is issued for a 3800 printer when a system-restart-required type of paper jam has occurred; the writer has automatically repositioned to the data at the fuser, if possible. The system restart indicator will be set on the 3800.

Note that, for a 3800, message IAT7001 may not have been written yet for the indicated *devname*.

**EQUIPMENT CHECK** means that there was an equipment check or that, after a unit check, sense byte 0 was set to X'00'.

**System action:** The writer waits for an operator command unless the CANCEL key was pressed on a 3800 printer which would be indicated by **DATA CANCELLED** appearing in the message.

**Operator response:** If you pressed the cancel key on the 3800, you do not need to respond to this message. The data set whose page is visible at the transfer station has been canceled, as if you entered \*CANCEL *devname*.

Clear the hardware condition as described for the system restart indicator in *IBM 3800 Printing Subsystem Operator's Guide* and then issue a \*START, \*RESTART or \*CANCEL command. The command will apply to the data at the fuser. It is typically appropriate to issue \*START without further repositioning.

**Module:**

Containing	Detecting	Issuing
IATOSPR	IATOSPR	IATOSPR
IATOSPN	IATOSPN	IATOSPN

**Routing Code:** Note 17**Descriptor Code:** 2,7

## IAT7024 • IAT7025

---

### IAT7024

#### Explanation:

▶▶ WRITER— *jobname (jobno) devname (devnum)*— INTERVENTION REQUIRED—  
PRINT QUALITY ERROR  
FORMS CHECK  
INTERLOCK CONDITION

▶ DATA LOST. OUTPUT WILL RESTART.— ENTER \*S, \*R OR \*C COMMAND.

The indicated device was removed from ready status during writer processing, for the reason given.

**System action:** The writer waits for an operator response.

**Operator response:** If you pressed the cancel key on the 3800, you do not need to respond to this message. Ready the device.

If DATA LOST. OUTPUT WILL RESTART. ENTER \*S, \*R OR \*C COMMAND appears in the message, clear the hardware condition for the system restart indicator in *IBM 3800 Printing Subsystem Operator's Guide* and then issue a \*START, \*RESTART or \*CANCEL command. The command will apply to the data at the fuser. It is typically appropriate to issue \*START without further repositioning. Note that after readying the 3800, a writer command must be entered.

**Note:** If message **IOS002A DEV, NO PATH AVAILABLE**, precedes this message, respond to IOS002A before responding to IAT7024. The writer will wait for a \*START, \*RESTART, or \*CANCEL command.

#### Module:

Containing	Detecting	Issuing
IATOSPR	IATOSPR	IATOSPR
IATOSPN	IATOSPN	IATOSPN
IATOSPS	IATOSPS	IATOSPS

**Routing Code:** Note 17

**Descriptor Code:** 2,7

---

### IAT7025

#### Explanation:

▶▶ WRITER— *devname (devnum)*— INVALID UCS DATA CODE  
DATA CHECK

An incorrect UCS data code was detected on a printer using the universal character set feature, or there was a data check on a punch device.

**System action:** The writer waits for an operator response.

**Operator response:** Issue a \*START, \*CANCEL, or \*RESTART command.

#### Module:

Containing	Detecting	Issuing
IATOSPR	IATOSPR	IATOSPR
IATOSPN	IATOSPN	IATOSPN

**Routing Code:** Note 17

**Descriptor Code:** 2,7

---

IAT7026**Explanation:**

▶▶ WRITER— *devname (devnum)*, — UCS PARITY ERROR —▶▶

A parity error occurred on the printer using the universal character set feature.

**System action:** The writer waits for an operator response.

**Operator response:** Issue a \*START, \*RESTART, or \*CANCEL command.

**Module:**

Containing	Detecting	Issuing
IATOSPR	IATOSPR	IATOSPR

**Routing Code:** Note 17

**Descriptor Code:** 2,7

---

## IAT7027

**Explanation:**

▶▶ WRITER— *devname (devnum)*, — COMMAND REJECT —▶▶

The channel program for the device, number *dev*, was rejected.

**System action:** The writer waits for another command.

**Operator response:** Issue a \*START, \*RESTART, or \*CANCEL command.

**Module:**

Containing	Detecting	Issuing
IATOSPR	IATOSPR	IATOSPR
IATOSPN	IATOSPN	IATOSPN

**Routing Code:** Note 17

**Descriptor Code:** 2,7

---

## IAT7028

**Explanation:**

▶▶ WRITER— *devname (devnum)*, — [ BUFFER LOAD CHECK  
ABNORMAL FORMAT RESET ] —▶▶

The writer has encountered a buffer load check or an abnormal format reset on the device, number *dev*.

**System action:** The writer waits for another command.

**Operator response:** Issue a \*START, \*RESTART, or \*CANCEL command.

**Module:**

Containing	Detecting	Issuing
IATOSPR	IATOSPR	IATOSPR
IATOSPN	IATOSPN	IATOSPN

**Routing Code:** Note 17

## IAT7029 • IAT7030

Descriptor Code: 2,7

### IAT7029

#### Explanation:

►► WRITER— *devname (devnum)*,— PROGRAM/MACHINE CHECK PROCESSING I/O IN IOS

An IOS error has been encountered while processing the writer's channel program.

**System action:** The writer waits for another command.

**Operator response:** Issue a \*START, \*RESTART, or \*CANCEL command.

#### Module:

Containing	Detecting	Issuing
IATOSPR	IATOSPR	IATOSPR
IATOSPN	IATOSPN	IATOSPN

Routing Code: Note 17

Descriptor Code: 2,7

### IAT7030

#### Explanation:

►► JOB— *jobname (jobid)*— ON— *devname (devnum)*,— SETUP

┌ ,F=— *form-name* ─┐ ┌ ,U=— *xx* ─┐

┌ ,C=— *xxx* ─┐ ┌ ,FCB=— *xxx* ─┐ ┌ ,FL=— *xxx* ─┐ ┌ ,SS=— *x* ─┐

The indicated job is scheduled for device *dev*. If a device number does not appear in the message, the device is a non-channel attached device (for example, 3820). MVS does not assign device numbers to non-channel attached devices.

The job's setup requirements are shown as follows:

- F=*form-name*
- U=UCS image name
- C=carriage tape name
- FL=flash name
- SS=the stacker to thread.

In the case of the 3800, SS will be C for the continuous-forms-stacker or S for the burster-trimmer-stacker.

If message IEE704I REPLY *nn* NOT OUTSTANDING is issued shortly after this message, JES3 could not automatically reply to message IAT7030. In this case the operator must reply. If the device is a 3800 and its status is known to JES3, a code is displayed on the 3800 operator panel. Following is a list of the possible codes and their meanings:

- F1** Thread forms to continuous forms stacker. Make no changes to the forms or the flash.
- F2** Thread forms to burster-trimmer-stacker. Make no changes to the forms or the flash.
- F3** Change only the flash, to the value shown for FL= in this message (IAT7030).
- F8** This message (IAT7030) shows required values for forms, forms, flash, and/or forms threading.

**System action:** The writer waits for an operator response. If the device is a 3800 printer and if the device was previously setup, it is made not ready.

**Operator response:** Ensure that the device is set up properly, then enter the command \*S,*devname* or \*S,*devnum*

command. If the device is a 3800 printer, you must make the printer ready.

**Module:**

Containing	Detecting	Issuing
IATOSFS	IATOSFS	IATOSFS
IATOSPS	IATOSPS	IATOSPS

**Routing Code:** Note 17

**Descriptor Code:** 2,7

---

**IAT7031**

**Explanation:**

▶— *devname (devnum)*— JOB— *jobname (jobid) text1,text2*—▶

A SETPRT call tried to set up the indicated device, but the errors shown in the message occurred.  
*text1*

IMAGE WAS NOT FOUND FOR *text 2*  
 LIBRARY DIRECTORY I/O ERROR ON *text 2*  
 PERMANENT I/O ERROR LOADING *text 2*  
 NOT ENOUGH VIRTUAL STORAGE TO OPEN SYS1.IMAGELIB  
 CANNOT OPEN SYS1.IMAGELIB  
 TOO MANY CGM'S REQUIRED  
 INVALID TABLE REFERENCE CHARACTER FOR MODIFY  
 ERROR TRYING TO INITIALIZE PRINTER  
 PERMANENT I/O ERROR ON SENSE  
 CHARACTER ARRANGEMENT ENTRY REFERENCED AN UNSPECIFIED CHARACTER SET  
 SETPRT SUBTASK ABENDED, TO CONTINUE REPLY \*S, \*R, or \*C DEVICE  
 NOT ENOUGH VIRTUAL STORAGE FOR PRINTER SETUP  
 UNEXPECTED ERROR FROM SETPRT. RC=*xx*  
 FAILURE DURING SETTING UP OF PRINTER

*text2*

FCB=*fcg-name*  
 UCS=*ucs-name*  
 TRANSLATE TABLE  
 COPY MODIFICATION RECORD  
 COPY NUMBER  
 GRAPHIC CHARACTER MODIFICATION RECORD  
 FORMS OVERLAY SEQUENCE CONTROL RECORD  
 CHARACTER GENERATION MODULE  
 FORMS CONTROL BUFFER  
 (unknown)

Note that for a 3800 printer, message IAT7001 might not have been written for the indicated job.

**FAILURE DURING SETTING UP OF PRINTER** [ *,yy.ddd,hh.mm.ss.*] - a previously-issued operator message with an IEC message number describes the specific failure. If separator pages have not been suppressed (H=N,B=N on the \*CALL, \*RESTART or \*START command or on the DEVICE initialization statement), this message is also written on the 3800 printer after the IEC message. When on the printer, this message contains the date and time and is written several consecutive times so that it stands out.

## IAT7032 • IAT7033

**UNEXPECTED ERROR FROM SETPRT. RC=xx** - The indicated code is either 10, 18, 1C, 28, 2C, 3C, or greater than 44. These codes are documented in *z/OS DFSMS Macro Instructions for Data Sets*.

**System action:** If header and burst pages have not been suppressed and a failure occurs during printer setup, IEC messages are written to the printer.

**Operator response:** Notify the system programmer. Often the job separator pages have not been printed before this message appears. The failure commonly has been caused by the user, not the hardware, operator, or system programmer.

If this message is printed on the printer, give the pages containing the messages to the submitter of the job. Your installation may choose to adopt a policy of also giving the user information about solutions to common problems. For example, supply a list of which forms can be used with the various FCB loads and a list of the names and purposes of the modules in SYS1.IMAGELIB. This information helps when the user has misspelled a name.

Issue a \*CANCEL command to cancel the job's data sets that required the setup or issue \*RESTART to override or retry the setup.

**Programmer response:** For UNEXPECTED ERROR FROM SETPRT, there is a probable programming error in JES3 or in SETPRT. If you cannot determine the cause of the alter condition, contact IBM support.

### Module:

Containing	Detecting	Issuing
IATOSPS	IATOSPS	IATOSPS

**Routing Code:** Note 17

**Descriptor Code:** 2,7

---

## IAT7032

### Explanation:

▶▶ — SETPRT SUB-TASK INVOKED FOR— *devname (devnum)* —————▶▶  
  └── ,COMMAND REJECTED ───┘

A generalized subtask has been entered to invoke the SETPRT SVC. This call is used to set up the printer as indicated in a previous IAT7030 message.

If the COMMAND REJECTED message appears, the operator has issued a command which is not allowed during execution of SETPRT because it would require ending the SETPRT operation.

**System action:** JES3 processing continues.

**Operator response:** If a command was rejected, wait for SETPRT completion and issue the command again, or issue a \*RESTART, *dev* command with operands or a \*CANCEL, *dev* command.

### Module:

Containing	Detecting	Issuing
IATOSPS	IATOSPS	IATOSPS

**Routing Code:** Note 18

**Descriptor Code:** 7

---

## IAT7033

### Explanation:

▶▶ — SETPRT ESTAE FAILED —————▶▶

A nonzero return code was received while attempting to establish an ESTAE level for the SETPRT subtask.

**System action:** The SETPRT subtask is ended with a completion code of 2FB.

**Operator response:** Issue the \*START or \*RESTART command to start the writer. If this fails, notify the system programmer.

**Module:**

Containing	Detecting	Issuing
IATOSDR	IATOSDR	IATOSDR

**Routing Code:** Note 18

**Descriptor Code:** 7

#### IAT7034

**Explanation:**

```

▶▶ UNABLE TO START WRITER FSS— fssname— [ FOR— devname (devnum)— ] [ JOB— (jobid)— ,CONTROLLER DSP— ]
▶ CANCELLED—

```

An output writer DSP or an FSS controller DSP trying to start a functional subsystem (FSS) address space for a device was unsuccessful. If a device number does not appear in the message, the device is a non-channel attached device (for example, 3820). MVS does not assign device numbers to non-channel attached devices.

**System action:** The FSS controller DSP and all output writer DSPs or the specified WRITER DSP ends. The devices are varied offline.

**Operator response:** If the device was initiated with a \*CALL,WTR command, the \*CALL command may be reissued. If the failure is repetitive, notify the system programmer. The status of the FSS may be determined from message either IAT6370 or IAT6371, issued just before this message.

**Module:**

Containing	Detecting	Issuing
IATOSFD	IATOSFD	IATOSFD
IATGRFC	IATGRFC	IATGRFC

**Routing Code:** Note 17

**Descriptor Code:** –

#### IAT7035

**Explanation:**

```

▶▶ DEVICE— devname (devnum)— ACTIVE ON— main— USING FSS— fssname—

```

The output writer for device *dev* has been started. If a device number does not appear in the message, the device is a non-channel attached device (for example, 3820). MVS does not assign device numbers to non-channel attached devices. The device will be controlled by functional subsystem (FSS) *fssname* on processor main.

**System action:** Processing for device *dev* continues.

**Operator response:** None. This is an informational message.

**Module:**

Containing	Detecting	Issuing
IATOSFI	IATOSFI	IATOSFI

**Routing Code:** Note 17

## IAT7036 • IAT7037

Descriptor Code: –

---

### IAT7036

#### Explanation:

▶▶— CONNECT NOT RECEIVED FOR— FSS WRITER— *fssname*— IN ASID— *asid*— ON— *main*—————▶▶

An FSS controller DSP trying to start the address space supporting a functional subsystem (FSS) has not received a connect request from that address space.

**System action:** The FSS controller DSP resets its timer and waits again for the address space to connect or for an operator response.

**Operator response:** There is no need for an immediate response. Check for previously issued console messages IAT6373 and IAT6374. If they have been issued, follow the instructions given in the description of message IAT6374. If the messages have not been issued, you can determine device and FSS status by using \*INQUIRY,D and \*INQUIRY,F commands. If the message is issued several times, enter a \*FAIL,*devname*,DUMP command and report the problem to the system programmer.

**Problem determination:** See Table III, items 3 and 4.

#### Module:

Containing	Detecting	Issuing
IATGRFC	IATGRFC	IATGRFC

Routing Code: Note 17

Descriptor Code: –

---

### IAT7037

#### Explanation:

▶▶— FSA FAILED IN WRITER FSS— *fssname*— FOR— *device (devnum)*— — ATTEMPTING RESTART—▶▶

The FSA routine in a writer FSS address space has abnormally disconnected. If a device address does not appear in the message, the device is a non-channel attached device (for example, 3820). MVS does not assign device numbers to non-channel attached devices.

**System action:** If ATTEMPTING RESTART is specified, JES3 automatically attempts to restart the FSA. Otherwise, the output writer DSP ends.

**Operator response:** Retrieve the dump of the FSS address space and contact the system programmer. If the FSA was not automatically restarted, the operator can attempt to restart the writer unless the FSA failure occurs again.

#### Module:

Containing	Detecting	Issuing
IATOSFD	IATOSFT	IATOSFT
IATOSFD	IATOSFI	IATOSFI

Routing Code: Note 17

Descriptor Code: –

---



---

IAT7038

## Explanation:

```

▶▶— WRITER FSS— fssname— FAILED— FOR— device (devnum)—
      |— - ABNORMAL—
      |—
      |— TERMINATION—
      |— DISCONNECT—
  
```

Functional subsystem (FSS) *fssname* supporting device *dev* and/or the FSS Controller DSP has abnormally disconnected. If a device number does not appear in the message, the device is a non-channel attached device (for example, 3820). MVS does not assign device numbers to non-channel attached devices.

**System action:** The FSS controller DSP and all output writer DSPs supporting the FSS ends. The device(s) are varied offline.

**Operator response:** Retrieve the dump of the FSS address space if one was taken, and notify the system programmer. The writers operating under the *fssname* can be restarted unless the failure occurs again.

## Module:

Containing	Detecting	Issuing
IATOSFT	IATOSFT	IATOSFT
IATGRFC	IATGRFC	IATGRFC

**Routing Code:** Note 17

**Descriptor Code:** –

---

## IAT7039

## Explanation:

```

▶▶— UNABLE TO CHECKPOINT WRITER FSS— fssname— FOR— device (devnum)—
      |— FSS CONTROLLER—
  
```

An output writer DSP or an FSS controller DSP is unable to checkpoint the status of its functional subsystem (FSS). If a device number does not appear in the message, the device is a non-channel attached device (for example, 3820). MVS does not assign device numbers to non-channel attached devices.

**System action:** Processing continues.

**Operator response:** Cancel the writer(s) operating under the FSS *fssname* at the end of the current job, then hot start JES3 as soon as possible.

## Module:

Containing	Detecting	Issuing
IATOSFD	IATOSFD	IATOSFD
IATGRFC	IATGRFC	IATGRFC

**Routing Code:** Note 17,Note 18

**Descriptor Code:** 2,7

---

## IAT7040

## Explanation:

```

▶▶— OUTPUT SERVICE CHECKPOINT ERROR,— SPINOFF DATA SETS MAY BE LOST.—
  
```

## IAT7041 • IAT7042

The output service driver was unable to read the checkpoint after a system restart. Any queued spinoff data sets are lost. This is probably a hardware I/O error.

**System action:** The system continues processing.

**Operator response:** Notify the system programmer.

**Module:**

Containing	Detecting	Issuing
IATOSDR	IATOSDR	IATOSDR

**Routing Code:** 10

**Descriptor Code:** 7

---

### IAT7041

**Explanation:**

▶▶— OUTPUT SERVICE INITIALIZATION ERROR—◀◀

A system failure occurred during output service initialization processing. The failure may be due to a program check, a JSAM error, or an error in a JES3 general routine.

**System action:** If multiple OUTSERV FCTs are defined in your initialization stream through the OUTSVFCT parameter on the OUTSERV statement, JES3 places the OUTSERV FCT that encountered an error into a permanent wait state. When an FCT is placed into a permanent wait state, it will not accept additional work for output service writers. However, other active OUTSERV FCTs can continue to process work.

**Operator response:** Your installation may be able to continue output service processing if other OUTSERV FCTs are active. Issue an \*S,DC,OPTION=(FCT=OUTSERV) to determine if there are active OUTSERV FCTs in the complex. If there are, these FCTs can continue output service processing.

If all the OUTSERV FCTs are inoperative, perform a hot start to reinstate output service processing.

**Module:**

Containing	Detecting	Issuing
IATOSDR	IATOSDR	IATOSDR

**Routing Code:** 10

**Descriptor Code:** 2,7

---

### IAT7042

**Explanation:**

▶▶— OUTPUT SERVICE ABEND PROCESSING— JOB— *jobname (jobid)*,— JOB REMOVED FROM OUTPUT SERVICE.—◀◀

Output service abended while constructing output service elements for the indicated job.

**System action:** The job is removed from the output service work queue, and its output data sets are not available for writer processing.

**Operator response:** Cancel the job; or restart JES3 to have output service reprocess the job that was removed.

**Module:**

Containing	Detecting	Issuing
IATOSDR	IATOSDR	IATOSDR

**Routing Code:** 10

Descriptor Code: 7

---

#### IAT7043

##### Explanation:

▶▶— OUTPUT SERVICE START WRITER ABEND—▶▶

Output service abended while attempting to invoke a dynamic writer.

**System action:** If multiple OUTSERV FCTs are defined in your initialization stream through the OUTSVFCT parameter on the OUTSERV statement, JES3 places the OUTSERV FCT that encountered an error into a permanent wait state. When an FCT is placed into a permanent wait state, it will not accept additional work for output service writers. However, other active OUTSERV FCTs can continue to process work.

**Operator response:** Your installation may be able to continue output service processing if other OUTSERV FCTs are active. Issue an \*S,DC,OPTION=(FCT=OUTSERV) to determine if there are active OUTSERV FCTs. If there are, another OUTSERV FCT may be able to start a dynamic writer. If there are not, issue a \*CALL,WTR command to start a writer. If an automatic writer is needed, JES3 must be restarted by performing a hot start.

##### Module:

Containing	Detecting	Issuing
IATOSDR	IATOSDR	IATOSDR

Routing Code: 10

Descriptor Code: 7

---

#### IAT7044

##### Explanation:

▶▶— OUTPUT SERVICE UNKNOWN ABEND ERROR—▶▶

Output service abended, but the failure could not be attributed to a specific unit of work.

**System action:** If multiple OUTSERV FCTs are defined in your initialization stream through the OUTSVFCT parameter on the OUTSERV statement, JES3 places the OUTSERV FCT that encountered an error into a permanent wait state. When an FCT is placed into a permanent wait state, it will not accept additional work for output service writers. However, other active OUTSERV FCTs can continue to process work.

**Operator response:** Your installation may be able to continue output service processing if other OUTSERV FCTs are active. Issue an \*S,DC,OPTION=(FCT=OUTSERV) to determine if there are active OUTSERV FCTs. If there are, these OUTSERV FCTs may be able to process incoming work.

##### Module:

Containing	Detecting	Issuing
IATOSDR	IATOSDR	IATOSDR

Routing Code: 10

Descriptor Code: 7

---

#### IAT7045

##### Explanation:

▶▶— OUTPUT SERVICE RECURSIVE ERROR—▶▶

Output service has encountered a second failure during a single pass of a work queue.

## IAT7046 • IAT7047

**System action:** If multiple OUTSERV FCTs are defined in your initialization stream through the OUTSVFCT parameter on the OUTSERV statement, JES3 places the OUTSERV FCT that encountered an error into a permanent wait state. When an FCT is placed into a permanent wait state, it will not accept additional work for output service writers. However, other active OUTSERV FCTs can continue to process work.

**Operator response:** Your installation may be able to continue output service processing if other OUTSERV FCTs are active. Issue an \*S,DC,OPTION=(FCT=OUTSERV) to determine if there are active OUTSERV FCTs. If there are, these OUTSERV FCTs may be able to process incoming work.

**Module:**

Containing	Detecting	Issuing
IATOSDR	IATOSDR	IATOSDR

**Routing Code:** 10

**Descriptor Code:** 7

---

### IAT7046

**Explanation:**

▶▶— OUTPUT SERVICE ABEND PROCESSING— JOB— *jjj* (*jobno*),— SPINOFF DATASET MAY BE LOST—▶▶

Output service abended while processing a spinoff data set for the job specified by *jjj*.

**System action:** The data set is removed from the output service work queue and no further processing is done for this data set. At the next JES3 restart, the data set is processed again.

**Operator response:** Notify the job submitter that one or more SYSOUT data sets may be lost, or restart JES3. This will allow output service to reprocess the data set that was removed.

**Module:**

Containing	Detecting	Issuing
IATOSDR	IATOSDR	IATOSDR

**Routing Code:** 10

**Descriptor Code:** 7

---

### IAT7047

**Explanation:**

▶▶— MORE THAN 

8
---

 MODES DEFINE FOR 

DEVICE.
---------

 OVERFLOW IGNORED—▶▶  

255
-----

COMPLEX.
----------

A writer command (that is, \*CALL WTR, \*START WTR, or \*RESTART WTR command) was issued to specify the number of process modes. The command would cause JES3 to define more than 8 process modes for the device or 255 process modes to the complex.

**System action:** JES3 accepts only the first eight process modes defined for a device or the first 255 process modes defined for the complex. Any additional values specified by using the PM parameter is ignored by JES3. JES3 processing continues.

**Operator response:** If the new process modes are required for the device:

- issue an \*I D D=*dev* to determine the current process modes defined for the device
- determine the process modes that can be deleted for the device
- issue a writer command with a PM=(/*value*) parameter to delete the undesired process mode
- issue a writer command with a PM=(*value*) to add the desired process mode

If there are process modes that need to be removed from the complex, contact the system programmer.

**System programmer response:** When 255 process modes are defined for the complex, the operator cannot define any new process modes for a device or the complex. You must determine which process modes are not needed for the complex. To correct the process modes for the next restart, change the DEVICE statement so that undesired process modes are deleted. To correct the process modes for current processing, issue a writer command with a PM=(/value,...) to delete the undesired process modes. Issue a writer command with a PM=(value) to add the desired process mode.

**Module:**

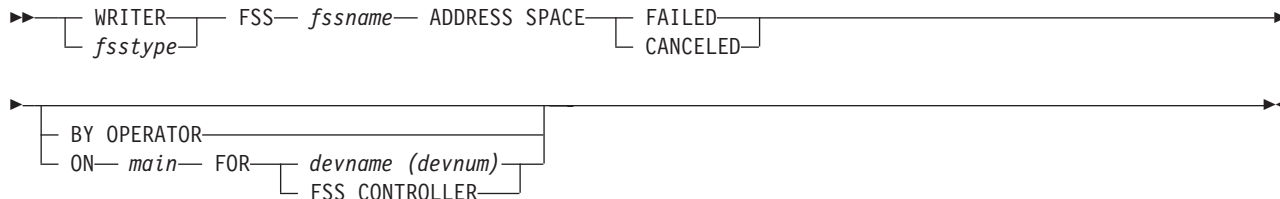
Containing	Detecting	Issuing
IATOSMV	IATOSMV	IATOSMP

**Routing Code:** Note 17

**Descriptor Code:** -

**IAT7048**

**Explanation:**



The address space supporting a functional subsystem (FSS) writer has failed; either because its system was IPLed or ended, or the address space was ended by a FORCE or CANCEL command, or an abend occurred. If a device number does not appear in the message, the device is a non-channel attached device (for example, 3820). MVS does not assign device numbers to non-channel attached devices.

**System action:** The FSS controller DSP and all output writer DSPs supporting the FSS end.

**Operator response:** When the processor becomes available, the writers can be restarted.

**Module:**

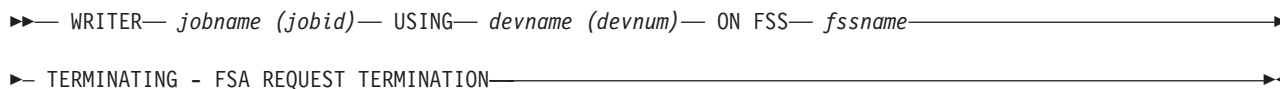
Containing	Detecting	Issuing
IATOSFD	IATOSFD	IATOSFD
IATGRFC	IATGRFC	IATGRFC

**Routing Code:** -

**Descriptor Code:** -

**IAT7049**

**Explanation:**



A non-channel attached device runs under a WRITER DSP which runs under control of a functional subsystem address space (FSS). The specified writer DSP is ending because the FSA requested disconnect processing.

**System action:** JES3 ends the specified writer DSP. JES3 performs disconnect processing for the FSA and FSS address space.

## IAT7050 • IAT7051

**Operator response:** If a hardware failure occurred (messages were issued to indicate there was a hardware failure), vary the device offline to JES3. When the device is varied offline, it cannot be selected by output service for a dynamic writer. If the writer is a hot writer, issue a \*CANCEL WTR,RSC,T command to end the hot writer.

**Module:**

Containing	Detecting	Issuing
IATOSFT	IATOSFT	IATOSFT

**Routing Code:** Note 17

**Descriptor Code:** –

---

### IAT7050

**Explanation:**

▶▶— JOB— *jobname* (*jobid*)— ON WTR— *devname*— PERMANENT DEV ERROR, SENS=— *sens*—————▶▶

The *jobname* writer has received a permanent device failure indication from device *devname*. The sense bytes received are given in *sens*.

**System action:** JES3 takes the device offline. The current data set is requeued from its most recent checkpoint. If CHNSIZE=DS is in effect, the data set is requeued from the start of the data set.

**Operator response:** Fix the device and then vary it online to JES3.

**Module:**

Containing	Detecting	Issuing
IATODSN	IATOSSN	IATOSSN

**Routing Code:** Note 17

**Descriptor Code:** 2,7

---

### IAT7051

**Explanation:**

▶▶— JOB— *jobname* (*jobid*)— ON WTR— *devname*— INTERVENTION REQD— [ CHNSZ=— *xxx* ]—————▶▶

The *jobname* writer has encountered a condition that requires operator intervention. If CHNSZ=*xxx* is given, the error occurred on a data set, and *xxx* is the current chain size. The intervention required condition at the physical device may cause loss of data.

**System action:** The writer waits for operator response.

**Operator response:** Issue a \*RESTART,*dev* command.

**Module:**

Containing	Detecting	Issuing
IATODSN	IATOSSN	IATOSSN

**Routing Code:** Note 18

**Descriptor Code:** 2,7

---

IAT7052

## Explanation:

▶▶— DEVICE— *devname*— VARIED OFFLINE (IATOSSN)—————▶▶

JES3 has taken the device identified by *devname* offline. This message is issued with messages IAT7050 and IAT7053.

**System action:** JES3 continues processing.

**Operator response:** None. This is an informational message.

## Module:

Containing	Detecting	Issuing
IATODSN	IATOSSN	IATOSSN

**Routing Code:** Note 17

**Descriptor Code:** 2,7

---

## IAT7053

## Explanation:

▶▶— JOB— *jobname* (*jobid*)— ON WTR— *devname*— TERMINATE REQUESTED—————▶▶

This message indicates one of the following three conditions: (1) the writer could not obtain a session to send data because a workstation cancel was in progress, (2) workstation cancel was detected while sending data, or (3) severe protocol error occurred on the session.

**System action:** The data set is requeued from its checkpoint, and, in case of item 1, the device is varied offline. If CHNSIZE=DS is in effect, this checkpoint will be the start of the data set.

**Operator response:** None. This is an informational message.

## Module:

Containing	Detecting	Issuing
IATODSN	IATOSSN	IATOSSN

**Routing Code:** Note 18

**Descriptor Code:** 7

---

## IAT7054

## Explanation:

▶▶— JOB— *jobname* (*jobid*)— ON WTR— *devname*— PDIR REJECT FOR ———▶▶

FORMS=	<i>xxx</i>	}—————▶▶
TRAIN=	<i>yyy</i>	
FCB=	<i>zzz</i>	
SENSE=	<i>sens</i>	

The writer has rejected setup header (PDIR) for the indicated reason. If SENSE=, the reject is unexpected.

**System action:** The writer waits for operator response, unless SENSE= is specified. In this case, processing continues with the PDIR function inoperative for writer, *jobname*.

**Operator response:** Issue a \*RESTART command to respecify setup for writer, *jobname*.

## Module:

## IAT7055 • IAT7057

**Containing**  
IATODSN

**Detecting**  
IATOSSN

**Issuing**  
IATOSSN

**Routing Code:** –

**Descriptor Code:** 2,7

---

### IAT7055

**Explanation:**

▶▶— JOB— *jobname (jobid)*— ON WTR— *devname*— [ TRANSMISSION ERR SENSE=— *sense*—  
[ FOR FCB=— *xxx*—  
[ SESSION ERROR CHNSZ=— *yyy*— ] ]

The writer has encountered either a transmission error or has lost its session as indicated by the message text. If CHNSZ=*yyy* is given, the error occurred on an active data set where *yyy* is the current chain size.

**System action:** For transmission errors, JES3 waits for operator response unless the error occurred on header or trailer pages. In this case processing continues. For session errors, the writer will attempt to obtain a new session.

**Operator response:** If FCB= is given, it is likely that the FCB load sequence is not acceptable to the workstation. In this case, restart the writer specifying an alternate FCB or enter a \*START command to continue with the current FCB. In all other cases, restart the writer.

**Module:**

**Containing**  
IATODSN

**Detecting**  
IATOSSN

**Issuing**  
IATOSSN

**Routing Code:** Note 18

**Descriptor Code:** 7

---

### IAT7056

**Explanation:**

▶▶— JOB— *jobname (jobid)*— ON WTR— *devname*— CONV ERR ON FCB=— *xxx*,— SPECIFY ALT FCB—▶▶

The FCB image obtained from SYS1.IMAGELIB cannot be converted to an SNA set vertical forms (SVF) sequence required to load the image.

**System action:** JES3 waits for operator response.

**Operator response:** Restart the writer and specify a new FCB.

**Module:**

**Containing**  
IATODSN

**Detecting**  
IATOSSN

**Issuing**  
IATOSSN

**Routing Code:** Note 18

**Descriptor Code:** 7

---

### IAT7057

**Explanation:**

▶▶— JOB— *jobname (jobid)*— ON DEVNAME— (*devnum*)— DSN=— *dsn*—▶▶



JES3 selected the data set specified in this message. The output is written to device *dev*. If a device number does not appear in the message, the device is a non-channel attached device (for example, 3820). MVS does not assign device numbers to non-channel attached devices. Message IAT7006 contains additional information about the data set.

**System action:** If the manual mode is in effect, the writer waits for an operator command to start processing. Otherwise, transmission of the data set begins.

**Operator response:** If this message is issued as a result of being in diagnostic mode, no operator response is necessary. Otherwise, the operator must issue the \*START writer command to start the writer or the \*RESTART or \*CANCEL command to change the writer status or cancel the writer.

**Module:**

Containing	Detecting	Issuing
IATOSWC	IATOSFG	IATOSFG
IATOSWC	IATOSWD	IATOSWD

**Routing Code:** Note 17

**Descriptor Code:** 7

**IAT7058**

**Explanation:**

▶▶ WRITER — *jobname (devnum)*, — PRINTER CLEARED, OUTPUT RESTARTED - PAGES —————▶  
 ▶— MAY BE DUPLICATED —————▶▶

The indicated device has performed a re-IML in order to recover from an error. All data for this device has been rescheduled.

**System action:** The writer is idle; JES3 waits for an operator command.

**Operator response:** Enter a \*START, \*RESTART, or \*CANCEL command. The following messages will direct operator action. Note that the job now on this device may not be the same job that was interrupted by the error. The job that was interrupted by the error has been rescheduled; it may print on this or another device. When it prints, pages that were printed before the error will be reprinted.

**Module:**

Containing	Detecting	Issuing
IATOSPR	IATOSPR	IATOSPR
IATOSPS	IATOSPS	IATOSPS

**Routing Code:** Note 18

**Descriptor Code:** 7

**IAT7059**

**Explanation:**

▶▶ JOB— *jobname (jobid)*— REQUESTED INVALID— NODE— (*nodename*).— OUTPUT WILL BE PUT IN HOLD.—▶▶

The node specified was not defined to JES3.

**System action:** JES3 places the job's output on the output service writer queue.

**Operator response:** If possible, determine the proper destination and specify it in the \*CALL,NJEROUT,JOB=*jobno*,TO=*nodename* command. Then release the job's output with the \*MODIFY,U,Q=WTR,J=*jobno*,NH=N command. Tell the user to correctly specify the node in the JCL.

**Module:**

## IAT7060 • IAT7061

**Containing**  
IATOSGP

**Detecting**  
IATOSGP

**Issuing**  
IATOSGP

**Routing Code:** Note 10

**Descriptor Code:** –

---

### IAT7060

#### Explanation:

►► ┌───────────┴───────────┐ IN, ┌───────────┴───────────┐  
└── devname, *diagfld*, ┘ └── *diagfld2* ┘  
└── devname, *rqaddr*, *chnaddr*, *rcdsn*, *diagfld*, ┘

This message is issued in response to any command for a writer after diagnosis mode is turned on by issuing a \*CALL, \*START, \*RESTART, or \*CANCEL command for that writer with the D parameter specified. This message contains a 7-byte diagnostic field *diagfld* in the writer data area (IATODWD). See *z/OS JES3 Diagnosis* for an explanation of the output service diagnostic mode information displayed in the diagnostic field *diagfld*.

For 3800 printers with the 3800 MVS enhancements installed, *rqaddr* specifies the address of the RESQUEUE for the job currently at the writer; *chnaddr* specifies the address of the RESQUEUE for the job currently at the channel; *rcdsn* specifies the address of the most recent data set or start of transmission pending page queue (PPQ) entry. The *rcdsn* field is zero if the printer is not a 3800. The in field specifies the current index of WTRINDX.

For FSS mode printers, *rcdsn* specifies the most recent data sets selected to print pending data set queue (PDQ) entry. The second diagnostic field *diagfld2* is obtained from WTRFFIG1-WTRFFIG5 in the writer data area (IATODFD).

**System action:** Processing continues.

**Operator response:** None. To turn off the diagnostic mode, specify the /D (diagnosis) parameter on any \*X, \*S, \*R, or \*C writer command.

#### Module:

**Containing**  
IATOSWC  
IATOSWC

**Detecting**  
IATOSFD  
IATOSWC

**Issuing**  
IATOSFD  
IATOSWD

**Routing Code:** 10

**Descriptor Code:** 7

---

### IAT7061

#### Explanation:

►► REASON= ─ ( ─ FSS ─ ( ─ *reasontext* ─ ) ─ ) ─  
└── JES (SECURITY) ───────────┘

This message is issued in conjunction with message IAT7008. This message indicates the reason a data set is being placed in held state. If an FSS writer is being used the *reasontext* is from the FSA.

**System action:** An attempt is made to process the next data set within the job.

**Operator response:** Notify the security product administrator of the JES (SECURITY) reason.

**Programmer response:** Make the correct security product data base updates to allow the data set to print if that is desired.

#### Module:

**Containing**  
IATOSWD  
IATOSFP

**Detecting**  
IATOSWD  
IATOSFP

**Issuing**  
IATOSWD  
IATOSFP

**Routing Code:** Note 17

**Descriptor Code:** 7

### IAT7062

**Explanation:**

▶▶—WRITER—*jobname (devnum)*,—UNEXPECTED SENSE DATA RECEIVED, SENSE DATA=—*nnnnnn*—▶▶

JES3 does not recognize the sense data returned from an error on the indicated device. The sense data *nnnnnn* is shown in hexadecimal.

**System action:** The writer waits for an operator command.

**Operator response:** Issue a \*START, \*RESTART, or \*CANCEL command. Notify the system programmer.

**Programmer response:** See *z/OS MVS Diagnosis: Reference* for sense data for the specific device.

**Module:**

Containing	Detecting	Issuing
IATOSPR	IATOSPR	IATOSPR

**Routing Code:** Note 18

**Descriptor Code:** 2,7

### IAT7063

**Explanation:**

▶▶— *devname*— RESPA=— *aabb,rc,copyno,pageno,recno*—  
└─,id─┘—▶▶

This message is issued to the hardcopy message log when an FSI SYNCH or QUERY order response is received during FSS writer command processing. The output service diagnostic mode must be active for this message to be issued.

*devname*

identifies the name of the device where the data set is being printed.

*aa*

identifies the status of the device.

*bb*

identifies the processing status of the data set.

*rc*

identifies the return code from the requested function.

*copyno*

identifies the copy number of the data set at the operator observation point (OOP) station in the printer.

*pageno*

identifies the page number of the data set at the OOP station in the printer.

*recno*

identifies the logical record number of the data set at the OOP station.

*id*

identifies the data set identifier at the OOP station.

Message IAT7077 contains the name of the data set being processed. For the possible values for *aa*, *bb* and *rc*, see the Output Service Diagnostic Facility section in *z/OS JES3 Diagnosis*.

**System action:** JES3 processing continues. The output diagnostic mode will continue to write messages to the hardcopy message log.

**Operator response:** None. This is a diagnostic message for the system programmer.

**Programmer response:** Check the hardcopy message log for the diagnostic messages.

**Module:**

## IAT7064 • IAT7065

**Containing**  
IATOSMV

**Detecting**  
IATOSMV

**Issuing**  
IATOSMV

**Routing Code:** Note 13

**Descriptor Code:** 7

---

### IAT7064

#### Explanation:

►► *devname* RE LDS DISP= UNPRINTABLE ,CHKPT= INVALID ,DSID= *id*,  
                                  COMPLETE  
                                  INCOMPLETE                                  VALID  
  N/A

This message is issued to the hardcopy message log when an FSS releases a data set during FSS processing. The output service diagnostic mode must be active for this message to be issued. *devname* identifies the name of the device where the data set is being printed. DISP identifies the disposition of the data set. The possible values and the associated meanings for the data set's disposition are:

#### Value    Meaning

##### UNPRINTABLE

JES3 was unable to print the specified data set.

##### COMPLETE

JES3 printed the entire specified data set.

##### INCOMPLETE

JES3 was unable to completely print the specified data set.

**System action:** JES3 processing continues. The output diagnostic mode will continue to write messages to the hardcopy message log.

**Operator response:** None. This is a diagnostic message for the system programmer.

**Programmer response:** Check the hardcopy message log for the diagnostic messages.

#### Module:

**Containing**  
IATOSFR

**Detecting**  
IATOSFR

**Issuing**  
IATOSFR

**Routing Code:** Note 17

**Descriptor Code:** 7

---

### IAT7065

#### Explanation:

►► JOB=*jobname (jobid)* ON=*devname (devnum)* AWAITING DATA SET SYNCHRONIZATION

After the last operator command, an order has been issued causing the FSS address space to release all data sets following the one listed in the message IAT7018. If a device address does not appear in the message, the device is a non-channel attached device (for example, 3820). MVS does not assign device addresses to non-channel attached devices.

**System action:** The writer DSP waits until all the data sets following the one identified by message IAT7075 or IAT7089 are released, then deletes this message.

**Operator response:** If this message remains outstanding for a long time (as shown on the output for an D R,L,KEY=WTR command), end the writer DSP with a dump. Provide both dumps (JES3 and the FSS address space) to the system programmer. Restart the writer.

**System programmer response:** Analyze the dump to determine the problem.

**Module:**

Containing	Detecting	Issuing
IATOSFG	IATOSFG	IATOSFG

**Routing Code:** Note 17

**Descriptor Code:** 2,7

### IAT7066

**Explanation:**

►► *devname* [ JOB ] [ RESTARTED ]  
                   [ GROUP ] [ CANCELED ]

An operator command was entered to change the status of the output on the specified device. If you specify both BURST=YES and HEADER=YES or you let JES3 default to BURST=YES and HEADER=YES for an FSS-supported device, JES3 prints message IAT7066 and IAT7067 on the user's output whenever you enter a command that modifies the data on this device. The meanings of the terms in the message are as follows:

**JOB**

Specifies that all of the data sets for the current job are to be either restarted or canceled.

**GROUP**

Specifies that all of the data sets processed by the same device that is processing the current job are to be either restarted or canceled.

**CANCELED**

Indicates that the specified data sets will be canceled.

**RESTARTED**

Indicates that the specified data sets will be reprinted.

**System action:** The specified data sets are either canceled or reprinted. JES3 processing continues.

**Operator response:** None. This is an informational message.

**Module:**

Containing	Detecting	Issuing
IATOSFM	IATOSFM	IATOSFM

**Routing Code:** Note 17

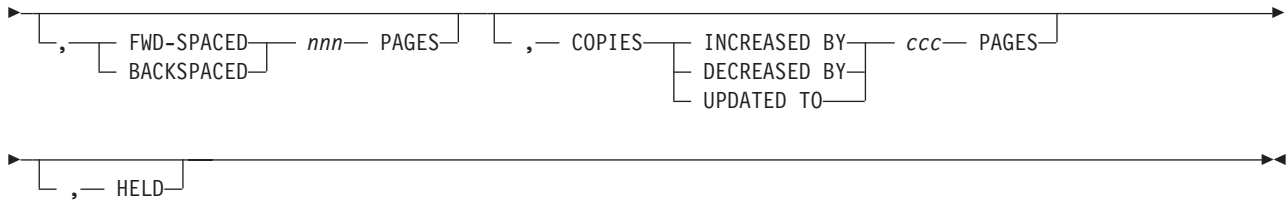
**Descriptor Code:** 7

### IAT7067

**Explanation:**

►► *devname*— DATA SET [ CANCELED ] [ RESTARTED ] [ INTERRUPTED ] [ CHANGED ] [ FROM CHECKPOINT ]

## IAT7067



An operator command was entered to alter the specified output. If you specify both BURST=YES and HEADER=YES or you let JES3 default to BURST=YES and HEADER=YES for an FSS-supported device, JES3 prints message IAT7066 and IAT7067 on the user's output whenever you enter a command that modifies the data on this device. The meanings of the terms in the message are as follows:

### CANCELED

Indicates that the current data set was canceled.

### RESTARTED

Indicates that the current data set was restarted from the beginning of the data set or from the last checkpoint.

### INTERRUPTED

Indicates that the current data set was restarted from the beginning of the data set or from the last checkpoint and queued for scheduling at another time.

### CHANGED

Indicates that the current data set was restarted from the beginning of the data set or from the last checkpoint and the changes requested by the command were made.

### FROM CHECKPOINT

Indicates that the current data set was restarted, queued, or repositioned from the last checkpoint.

### FWD-SPACED *nnn* PAGES

The requested number of pages are forward spaced and processing continues.

### BACKSPACED *nnn* PAGES

The requested number of pages are backspaced and processing continues.

### COPIES

The requested number of pages that are copied.

#### INCREASED BY *ccc*

Indicates that the number of copies was increased by *ccc*.

#### DECREASED BY *ccc*

Indicates that the number of copies was decreased by *ccc*.

#### UPDATED TO *ccc*

Indicates that the number of copies was changed to *ccc*.

### HELD

Indicates that the current data set was interrupted and placed in operator hold.

**System action:** JES3 processing continues.

**Operator response:** None. This is an informational message.

**Module:**

**Containing**  
IATOSFM

**Detecting**  
IATOSFM

**Issuing**  
IATOSFM

**Routing Code:** Note 17

**Descriptor Code:** 7

---

IAT7068**Explanation:**

►► *devname (devnum) ,— nnnnnn*— STREAM MODE RECDS SKIPPED BY WTR, DSN=*dsname*—►►

JES3 issues this message at the end of a user's data set output to indicate the number of page mode records that were skipped during print processing. The writer cannot process page mode records.

**System action:** JES3 continues processing.

**Operator response:** Notify the system programmer to have the data set printed on a device that is capable of processing page mode records.

**System programmer response:** Resubmit the job, specifying a device that is capable of processing page mode records, for example, functional subsystem (FSS) supported devices.

**Module:**

Containing	Detecting	Issuing
IATOSWD	IATOSWD	IATOSPR
		IATOSPN

**Routing Code:** Note 19

**Descriptor Code:** 7

---

IAT7069**Explanation:**

►► *devname (devnum) ,— nnn*— SPANNED— LINE MODE RECDS TRUNCATED BY WTR, DSN=*dsname*—►►

JES3 issues this message at the end of a user's data set output to indicate the number of line mode spanned records that were truncated during print processing. The writer cannot process spanned line mode records.

**System action:** JES3 continues processing.

**Operator response:** Notify the system programmer to have the data set printed on a device that is capable of processing spanned line mode records.

**System programmer response:** Resubmit the job, specifying a device that is capable of processing spanned line mode records, for example, functional subsystem (FSS) supported devices.

**Module:**

Containing	Detecting	Issuing
IATOSWD	IATOSWD	IATOSPR
		IATOSPN

**Routing Code:** Note 19

**Descriptor Code:** 7

---

IAT7070**Explanation:**

►► *JOB— jobname (jobid) — REQUESTED INVALID NODE— (nodename)*—►►

One or more of the data sets in the specified job requested a destination that has not been defined to JES3.

**System action:** All other legitimate data sets are processed.

## IAT7071 • IAT7072

**Operator response:** Notify the user.

**User response:** Correct the destination node name and resubmit the job.

**Module:**

Containing	Detecting	Issuing
IATYNOD	IATOSNJ	IATOSNJ

**Routing Code:** Note 18

**Descriptor Code:** 7

---

### IAT7071

**Explanation:**

▶▶— JOB— *jobname (jobid)*— OSEJDSPT IN ERROR DATA SET HEADER MAY BE INVALID—▶▶

During processing of the indicated job, JES3 detected a data set error.

**System action:** JES3 processing continues.

**Operator response:** Notify the system programmer.

**Programmer response:** An error occurred during JDSPOINT macro processing. The OSECUREN (offset to the current OSE data set entry) is probably in error. Take a dump of JES3 and analyze it to determine the cause of the error.

**Module:**

Containing	Detecting	Issuing
IATYNOD	IATOSNJ	IATOSNJ

**Routing Code:** Note 18

**Descriptor Code:** 7

---

### IAT7072

**Explanation:**

▶▶— *devname (devnum)*— ISSUE CORRECTED COMMAND OR ALTERNATE COMMAND—▶▶

The writer has not accepted an operator command. The specific error reason appears in the preceding message.

**System action:** The writer waits for you to enter the corrected command.

**Operator response:** You can correct the operator command using the following guidelines:

1. Re-enter only the items that need correction. JES3 will process all of the valid keywords and parameters from the original command.
2. Enter another writer command. All of the keywords and parameters from the command in error are ignored and the new command is processed.
3. If a \*CALL,WTR command contained the error, correct the error with a \*START,WTR command.

If JES3 allocated a device different from what you expected, you either issued the \*CALL command without the OUT= keyword and JES3 provided the default device allocation, or the OUT= specification was not valid. Issue the \*CANCEL command to cancel the writer, then reissue the \*CALL,WTR command with the correct device.

**Module:**

Containing	Detecting	Issuing
IATOSMP	IATOSMP	IATOSMP



**Routing Code:** Note 18

**Descriptor Code:** 7

### IAT7073

**Explanation:**

▶▶— START OR RESTART INVALID FOR— *devname*—▶▶

JES3 will not allow you to start or restart a JES3 networking (NJE) writer device.

**System action:** JES3 processing continues.

**Operator response:** None. This is an informational message.

**Module:**

Containing	Detecting	Issuing
IATOSMP	IATOSMP	IATOSMP

**Routing Code:** Note 18

**Descriptor Code:** 7

### IAT7074

**Explanation:**

▶▶— *devname*— RELDS FOR DSN=— *dsn*—▶▶

This message is issued to the hardcopy message log when an FSS releases a data set during FSS processing. The output service diagnostic mode must be active for this message to be issued. *devname* identifies the name of the device where the data set is being printed. *dsn* identifies the data set name. For more information about the job, see message IAT7064.

**System action:** JES3 processing continues. The output diagnostic mode will continue to write messages to the hardcopy message log.

**Operator response:** None. This is a diagnostic message for the system programmer.

**Module:**

Containing	Detecting	Issuing
IATOSFR	IATOSFR	IATOSFR

**Routing Code:** Note 17

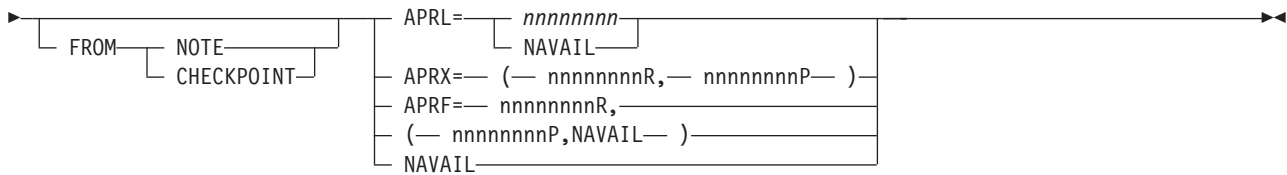
**Descriptor Code:** 7

### IAT7075

**Explanation:**

▶▶— [ GROUP ] [ JOB ] [ DSN=—*dsn* ] [ REQ ] [ STARTED ] [ RESTARTED ] [ CANCELED ] [ WITH LOAD ]▶▶

## IAT7075



The writer has accepted an operator input command. If a device number does not appear in message IAT7089, the device is a non-channel attached device (for example, 3820). MVS does not assign device numbers to non-channel attached devices. This message is issued only if all the parameters or keywords on the issued command were valid. The meanings of the terms in the message are as follows:

### GROUP

The requested action applies to all data sets for the group.

### JOB

The requested action applies to all data sets for the job.

### DSN=*dsn*

The requested action applies only to the data set currently being processed by the writer. For a 3800 printer, the current data set is the data set that is visible at the transfer station. The name of the current data set is *dsn*.

### REQ

The requested action applies to all data sets associated with the current device setup.

### STARTED or RESTARTED or CANCELED

Indicates which action is being taken.

### WITH LOAD

The request was for a UCS or FCB load.

### FROM NOTE or CHECKPOINT

The data set will be restarted from the last note or checkpoint.

### APRL=*nnnnnnnn* or NAVAIL

This field appears in response to a \*S,*writer*,P command, a \*R,*writer*,P command, or a \*C,*writer*,P command if a data set is active on the specified writer and if all the records in the data set have not yet been processed. When a value appears, it indicates the approximate number of records left to be processed for all copies of the current data set on the specified writer.

If NAVAIL appears, a problem occurred while the writer was processing the current data set. The system's statistics for this data set are not valid. The count of the number of records left to be processed for the data set is not available.

### APRX=

Traditional writer (non-FSS writer). The specified values in the field have the following meanings:

#### *nnnnnnnnR*

Specifies the approximate number of records remaining in the current data set that have not been sent to the device's page buffer.

#### *nnnnnnnnP*

Specifies the number of pages that are in the device's page buffer. (Each page with copy grouping is counted only once.) If *nnnnnnnnnP* appears without *nnnnnnnnnR*, the last record for the last copy of the current data set has been sent to the device.

### APRF=

This field is included in the message for all FSS supported printers in response to the 'P' parameter on the input command.

#### *nnnnnnnnR*

Specifies the approximate number of records remaining in the current data set that have not yet been printed.

#### *nnnnnnnnP*

Specifies the approximate number of pages remaining in the current data set that have not yet been printed.

**NAVAIL**

If this appears, the page and record counts were unavailable (that is, there is no current data set in the transfer station).

**System action:** JES3 processing continues.

**Operator response:** None. This is an informational message.

**Module:**

Containing	Detecting	Issuing
IATOSMV	IATOSMV	IATOSMP

**Routing Code:** Note 17

**Descriptor Code:** –

**IAT7076**

**Explanation:**

▶▶— SEGMENT DATA LEN GREATER THAN— ALLOWABLE ENTIRE LREC NOT TRANSMITTED—▶▶

The data length is greater than the JES3 spool buffer size. If not part of a spanned record, the record was not transmitted. This message (IAT7076) was transmitted in the record's place. If part of a spanned record, this segment is not transmitted.

**System action:** None.

**Programmer response:** Adjust the job's output record length and resubmit the job.

**Module:**

Containing	Detecting	Issuing
IATYNOD	IATOSNJ	IATOSNJ

**Routing Code:** Note 18

**Descriptor Code:** –

**IAT7077**

**Explanation:**

▶▶— *devname*— DSN=— *dsn*—▶▶

This message is issued to the hardcopy message log when an FSI order response is received during FSS processing. The output service diagnostic mode must be active for this message to be issued. *devname* identifies the name of the device where the data set is being printed. *dsn* identifies the data set name.

**System action:** JES3 processing continues. The output diagnostic mode will continue to write messages to the hardcopy message log.

**Operator response:** None. This is a diagnostic message for the system programmer.

**Programmer response:** Check the hardcopy message log for the diagnostic messages.

**Module:**

Containing	Detecting	Issuing
IATOSMV	IATOSMV	IATOSMV

**Routing Code:** –

**Descriptor Code:** –

## IAT7079 • IAT7081

---

### IAT7079

#### Explanation:

▶▶ JESNEWS UPDATE NOT PROCESSED --- USER NOT AUTHORIZED ▶▶

An attempt to update the JESNEWS data set was unsuccessful. The security product returned a security failure and the action was not permitted.

**System action:** The JESNEWS update was not performed. Processing continues.

**Operator response:** Notify the system programmer or security product administrator.

**Programmer response:** Notify the security administration to perform the appropriate security product profile modifications needed to allow the update to take place.

#### Module:

**Containing**  
IATGRAN

**Detecting**  
IATGRAN

**Issuing**  
IATGRAN

**Routing Code:** Note 13,Note 18

**Descriptor Code:** 7

---

### IAT7080

#### Explanation:

▶▶ JESNEWS STARTED TO 

ADD	THE	LCL	NEWS DATA SET.
REPLACE		RJP	
DELETE		TSO	

 ▶▶

This message is issued in response to the \*CALL,JESNEWS command.

**System action:** IATGRAN waits for further operator communication, if called, or reads the SYSIN data set, if processed.

**Operator response:** Issue a \*START, \*RESTART, or \*CANCEL,JESNEWS command.

#### Module:

**Containing**  
IATGRAN

**Detecting**  
IATGRAN

**Issuing**  
IATGRAN

**Routing Code:** Note 18

**Descriptor Code:** 7

---

### IAT7081

#### Explanation:

▶▶ JESNEWS 

ENDED	LCL	NEWS DATA SET	ADDED
CANCELED	RJP		ADDED TO
PAUSE	TSO		REPLACED
			DELETED
			NOT FOUND

 ▶▶

Processing has completed for a NEWS data set with the indicated results.

**System action:** IATGRAN returns control to JSS.

**Operator response:** None. This is an informational message.

**Module:**

**Containing**  
IATGRAN

**Detecting**  
IATGRAN

**Issuing**  
IATGRAN

**Routing Code:** Note 18

**Descriptor Code:** 7

IAT7082

**Explanation:**

▶▶— JESNEWS PREVIOUS TEXT ADDED—▶▶

IATGRAN has processed the most recent \*START command and added the text to the appropriate NEWS data set.

**System action:** IATGRAN waits for an operator response.

**Operator response:** Issue the \*START, \*RESTART, or \*CANCEL command as desired.

**Module:**

**Containing**  
IATGRAN

**Detecting**  
IATGRAN

**Issuing**  
IATGRAN

**Routing Code:** Note 18

**Descriptor Code:** 7

IAT7083

**Explanation:**

▶▶— JESNEWS CALL PARAMETER— (*parm*)— IS IN ERROR—▶▶

The parameter parm on the JESNEWS command is incorrect.

**System action:** IATGRAN is canceled.

**Operator response:** Reissue the \*CALL command using the correct parameters.

**Module:**

**Containing**  
IATGRAN

**Detecting**  
IATGRAN

**Issuing**  
IATGRAN

**Routing Code:** Note 18

**Descriptor Code:** 7

IAT7084

**Explanation:**

▶▶— JESNEWS CALL PARAMETER(S) MISSING—(  *parm* )—▶▶

The required parameters were not found on the \*CALL,JESNEWS command.

**System action:** IATGRAN is canceled.

## IAT7085 • IAT7086

**Operator response:** Reenter the \*CALL command using all the required parameters.

**Module:**

Containing	Detecting	Issuing
IATGRAN	IATGRAN	IATGRAN

**Routing Code:** Note 18

**Descriptor Code:** 7

---

### IAT7085

**Explanation:**

▶▶— JESNEWS FIRST SYSIN RECORD IS NOT A— CONTROL RECORD.—▶▶

The first record in the SYSIN data set for a // \*PROCESS JESNEWS job was not one of the following:

- ./ ADD
- ./ REP
- ./ DEL

**System action:** IATGRAN is canceled.

**Programmer response:** Add the appropriate SYSIN record, and process the job again.

**Module:**

Containing	Detecting	Issuing
IATGRAN	IATGRAN	IATGRAN

**Routing Code:** Note 18

**Descriptor Code:** 7

---

### IAT7086

**Explanation:**

▶▶— JESNEWS THE PRECEDING CONTROL RECORD IS— INVALID.—▶▶

A './' control record, found in the JESNEWS input stream, is in error. The control record is printed before this message.

**System action:** JESNEWS is ended.

**Operator response:** Correct the control statement, and resubmit the JESNEWS job.

**Module:**

Containing	Detecting	Issuing
IATGRAN	IATGRAN	IATGRAN

**Routing Code:** Note 18

**Descriptor Code:** 7

---

IAT7087**Explanation:**

▶▶— JESNEWS PASSWORD INVALID, DSP CANCELLED.—▶▶

The KEY= parameter was not supplied, or an incorrect keyword was supplied with the \*CALL command or as the first control record of a //\*PROCESS JESNEWS job.

**System action:** The DSP is canceled.

**Operator response:** Retry using the correct password.

**Module:**

Containing	Detecting	Issuing
IATGRAN	IATGRAN	IATGRAN

**Routing Code:** Note 18

**Descriptor Code:** 7

---

IAT7088**Explanation:**

▶▶— ERROR DETECTED IN PROCESSING OUTPUT— CHARACTERISTICS,RSN=— xxx.—▶▶

Output characteristics were specified for this data set that are not supported on this node. The output characteristics that could not be processed were ignored. xxx is the reason code set by the scheduler JCL facility when the output characteristics do not match those supported on this node.

**System action:** The output data set is printed with the output characteristics that are supported on this node.

**Operator response:** Notify the system programmer.

**Programmer response:** Determine which output characteristics are supported on this node. Either change the output characteristics to those that are supported on this node or specify a node that supports the output characteristics specified. The *z/OS JES3 Initialization and Tuning Guide* contains more information on the scheduler JCL facility.

**Module:**

Containing	Detecting	Issuing
IATFPSB	IATFPSB	IATFPSB

**Routing Code:** Note 29

**Descriptor Code:** —

---

IAT7089**Explanation:**

▶▶— *jobname (jobid)*— ON— *devname (devnum)*—▶▶

The writer has accepted an operator input command. If a device number does not appear in the message, the device is a non-channel attached device (for example, 3820). MVS does not assign device numbers to non-channel attached devices. This message is issued only if all the parameters or keywords on the issued command were valid. This message is issued in conjunction with message IAT7075.

**System action:** Processing continues.

**Operator response:** None. This is an informational message.

## IAT7090 • IAT7092

### Module:

**Containing**  
IATOSMV

**Detecting**  
IATOSMV

**Issuing**  
IATOSMV

**Routing Code:** Note 17

**Descriptor Code:** 7

---

### IAT7090

#### Explanation:

▶▶— JOB— *jobname (jobid)*— OUTPUT QUEUED FOR TRANSMISSION—▶▶

An NJESND job has been added to the JES3 job queue to transmit the specified job to a remote networking node.

**System action:** JES3 processing continues.

**Operator response:** None. This is an informational message.

### Module:

**Containing**  
IATOSNT

**Detecting**  
IATOSNT

**Issuing**  
IATOSNT

**Routing Code:** Note 18

**Descriptor Code:** 7

---

### IAT7091

#### Explanation:

▶▶— ERROR FINDING DESTINATION NODE NAME—▶▶

JES3 could not find the destination node name in the NJEENTRY.

**System action:** JES3 puts the job in operator hold status.

**Operator response:** Cancel and then resubmit the job. If the message appears again contact the system programmer.

**Programmer response:** Correct the destination node name and resubmit the job.

### Module:

**Containing**  
IATOSNT

**Detecting**  
IATOSNT

**Issuing**  
IATOSNT

**Routing Code:** Note 17

**Descriptor Code:** 7

---

### IAT7092

#### Explanation:

▶▶— ERROR OBTAINING A NEW JOB NUMBER—▶▶

JES3 could not get a job number for a job.

**System action:** The job is lost.

**Operator response:** Run the job again.



**Module:**

<b>Containing</b> IATOSNT	<b>Detecting</b> IATOSNT	<b>Issuing</b> IATOSNT
------------------------------	-----------------------------	---------------------------

**Routing Code:** Note 17**Descriptor Code:** 7**IAT7093****Explanation:**

▶▶ JOB— *jobname (jobid)*— NOT PROCESSED BY— *devname (dev)*— REASONS=JES(SEcurity).▶▶

This job has data set(s) that match the device selection criteria, but JES3 cannot print it because a security check failed for this job.

**System action:** The device attempts to process other jobs. If no other work is available for the device, JES3 issues message IAT7005, and the writer waits for additional work. If another device is able to process this job's output, the job will be printed by that device.

**Operator response:** Notify the security product administrator of the JES (SECURITY) reason if this device does print this job's output.

**Programmer response:** Update the security product data base to allow the data set to print if that is desired. Then, cancel the writer using this device, and restart the writer after you have made the updates.

If you receive this message frequently, evaluate the security class criteria and the work selection (WS parameter) specifications for the device or advise your users of the valid destinations to use for their output.

**Module:**

<b>Containing</b> IATOSWS	<b>Detecting</b> IATOSWS	<b>Issuing</b> IATOSWS
------------------------------	-----------------------------	---------------------------

**Routing Code:** –**Descriptor Code:** –**IAT7094****Explanation:**

▶▶ OUTPUT SERVICE EVENT NOT SIGNALLED,— RC=— *rc*▶▶

JES3 output service was unable to send a signal to indicate an event. The return code indicates the reason the error occurred:

**Code Reason**

- 08 The event table is currently full and the request could not be processed.
- 0C The parameter list contained incorrect data that could not be processed by the event processing routine.
- 10 JES3 issued the signal but the event notification routine was not functional.
- 14 JES3 issued the signal but the event notification routine was not initialized.

**System action:** JES3 processing continues.

**Operator response:** Notify the system programmer.

**Module:**

## IAT7095 • IAT7096

**Containing**  
IATOSEN

**Detecting**  
IATOSEN

**Issuing**  
IATOSEN

**Routing Code:** –

**Descriptor Code:** –

---

### IAT7095

**Explanation:**

▶▶— ERROR ADDING A JCTENTRY TO QUEUE—▶▶

JES3 could not add the job to the job queue.

**System action:** The job is lost.

**Operator response:** Resubmit the job. If the message appears again, contact your system programmer.

**Programmer response:** Take a dump of JES3 and analyze it to determine the cause of the error.

**Module:**

**Containing**  
IATOSNT

**Detecting**  
IATOSNT

**Issuing**  
IATOSNT

**Routing Code:** Note 17

**Descriptor Code:** 7

---

### IAT7096

**Explanation:**

▶▶— OUTPUT SERVICE BDT MANAGER ERROR.—▶▶

An error occurred while the output service Bulk Data Transfer manager was processing a/an:

- ASSIGN
- GET
- INQUIRY
- PUT
- RECOVERY

request. The output service Bulk Data Transfer manager will not retry a request if the:

- parameter list is incorrect
- JESTAE retry routine has been entered more than once for each request

**System action:** Output service indicates recovery processing should continue.

**Operator response:** Notify the system programmer.

**Programmer response:** Request a dump and analyze it to determine the reason for the error. See *z/OS JES3 Diagnosis* for information on how to interpret the dump.

**Module:**

**Containing**  
IATOSBM

**Detecting**  
IATOSBM

**Issuing**  
IATOSBM

**Routing Code:** 10

**Descriptor Code:** 7

---

**IAT7097****Explanation:**

▶▶— OUTPUT SERVICE BDT RECOVERY FCT— RECURSIVE ERROR. THIS FCT IS NOW INACTIVE.—▶▶

An error occurred while the output service Bulk Data Transfer manager recovery FCT was processing a recovery request from the JES3/BDT communications interface FCT. The output service Bulk Data Transfer manager will not retry a request if the:

- parameter list is incorrect
- JESTAE retry routine has been entered more than once for each request

**System action:** The recovery DSP is dechained from the FCT chain.

**Programmer response:** Request a dump and analyze it to determine the reason for the error. See *z/OS JES3 Diagnosis* for information on how to interpret the dump.

**Module:**

Containing	Detecting	Issuing
IATOSBM	IATOSBM	IATOSBM

**Routing Code:** 10

**Descriptor Code:** 7

---

**IAT7098****Explanation:**

▶▶— JOB— *jobname (jobid)*— GROUPID— (*groupid*)—▶▶

▶— DESTINATION (dest) IS NOT SNA,—FAILED AUTHORIZATION,—▶  
 └— JOB IS PLACED IN HOLD—▶

One of two errors occurred when the MVS/BDT communications interface FCT tried to get a network job by issuing an IATXOSBM TYPE=GET macro.

1. The network job must be transmitted using SNA protocols for MVS/BDT to process it. However, the destination node for the requested network job is not defined as a node that uses SNA protocols.
2. An authorization error occurred while attempting to get the network job.

**System action:** JES3 places the network job in operator hold.

**Operator response:** Notify the system programmer or the security product administrator.

**Programmer response:** Request a dump and analyze it to determine the reason for the error. See *z/OS JES3 Diagnosis* for information on how to interpret the dump.

If this message was issued because of an authorization error, see the SYSLOG for associated authorization failure messages from the security product.

**Module:**

Containing	Detecting	Issuing
IATOSBM	IATOSBM	IATOSBM

**Routing Code:** 42

**Descriptor Code:** 7

## IAT7099

---

### IAT7099

#### Explanation:



Network streams are built by:

- input service when the network job originates at your node
- the store and forward function if the network job was transmitted by a path node
- output service when it is preparing a network stream to be transmitted.

If input service or store and forward prepare a network stream for transmission, both the job header and job trailer should be provided. Output service is responsible for preparing a network stream that will be transmitted. Output service requires the job header and job trailer in the network stream before it can be processed. Message IAT7099 is issued when output service found it necessary to build a job header or job trailer missing from the network stream.

**System action:** Output service builds the missing job header or trailer. Processing continues and the network stream will be prepared for transmission. However, information that may have been added to the job header or trailer by installation exit IATUX40 or IATUX43 is lost.

**Operator response:** Note the job number and the job name of the network job. Give the information to the system programmer so that if a problem exists, it can be corrected. JES3 networking and other JES3 processing continues.

**System programmer response:** This message can be issued because of one of the following reasons:

- Output service abending  
Determine if output service previously abended. If the output service abended, the job header or trailer may not have been built. This message is informational and is part of output service recovery processing.
- an error occurred during input service  
If a user submitted the network stream at your node, an error was encountered during input service processing that caused the job header or trailer not to be built. Determine the error from the information listed in Chapter 30, "Problem Determination," on page 1135.
- an error occurred during store and forward processing  
the store and forward DSP received a network stream that did not contain the job header or trailer data set. Determine the error from the information listed in Chapter 30, "Problem Determination," on page 1135.

**Problem determination:** See Chapter 30, "Problem Determination," on page 1135, Table 1, items 3, 4, and 13. Also see Table 3, item 4.

#### Module:

**Containing**  
IATOSBP

**Detecting**  
IATOSBP

**Issuing**  
IATOSBP

**Routing Code:** Note 17

**Descriptor Code:** 7

---

## Chapter 16. Console Service Messages

---

IAT7100

**Explanation:**

▶▶— (*dspname*) *xxx*—▶▶

A DSP issued a command using the INTERCOM macro and elected to display the message on the console. The command follows this message.

**System action:** The specified input command is processed by the system.

**Operator response:** None. This is an informational message.

**Module:**

Containing	Detecting	Issuing
IATCNIC	IATCNIC	IATCNIC

**Routing Code:** Note 13

**Descriptor Code:** 7

---

IAT7103

**Explanation:**

▶▶— JOB— *jjj* (*jobid*)— ON— *devname* (*devnum*)— AWAITING SYNCHRONIZATION FOR JOB TRAILER—▶▶

An error occurred causing the FSS address space to release all data sets from that point on the printer's queue. It is necessary to send a job trailer and/or JESNEWS for the job identified in the message. If a device number *devnum* does not appear in the message, the device is a non-channel attached device (for example, 3820). MVS does not assign device numbers to non-channel attached devices.

In the message text:

*jjj*      The name of the job active on the device when the error occurred.

*jobid*    The id of the job active on the device when the error occurred.

*devname*  
          The device name.

*dev*      The device number

**System action:** The writer DSP waits until all the data sets are released and then sends a job trailer or JESNEWS to the device.

**Operator response:** If this message remains outstanding for a long time (as shown on the output for the \*INQUIRY,R,WTR command), end the writer DSP with a dump. Provide both dumps (JES3 and the FSS address space) to the system programmer.

**System programmer response:** Analyze the dumps to determine the problem.

**Module:**

Containing	Detecting	Issuing
IATOSFG	IATOSFG	IATOSFG

**Routing Code:** –

**Descriptor Code:** –

## IAT7104 • IAT7107

---

### IAT7104

#### Explanation:

▶▶ WRITER FSA START FAILED FOR— *devname (devnum)*— ,DEVICE NUMBER NOT SUPPORTED BY FSS— *fssname*—▶▶

The indicated device that is controlled by the functional subsystem cannot complete start processing. The device is assigned a four digit device number but the functional subsystem does not support four digit device numbers.

**System action:** The WRITER DSP ends and the device is varied offline. If the functional subsystem has another FSA active, it will remain active. Otherwise, the functional subsystem terminates.

**Operator response:** Notify the system programmer.

**System programmer response:** Change the FSSDEF and DEVICE statements for this FSS to reference device numbers with less than four digits. Four digit device numbers must not be assigned until the FSS is upgraded to support them.

#### Module:

Containing	Detecting	Issuing
IATOSFD	IATOSFD	IATOSFD

**Routing Code:** Note 17

**Descriptor Code:** -

---

### IAT7106

#### Explanation:

▶▶ FSS WTR ERROR—JOB—*nnnn*—ON—DEVICE—(*ddd*)—MISSING JOB TRAILER—▶▶

An FSS writer pipeline error was encountered while the FSS writer was processing the indicated job. The FSS device requires that a job trailer be sent with the job, but it is omitted because of the error.

**System action:** The indicated job is unscheduled from the writer, and the writer will resume normal operation.

**Operator response:** The indicated job might require the operator to find the end of the output of this job and manually separate it from the next job. The job trailer was not able to be printed.

#### Module:

Containing	Detecting	Issuing
IATOSFP	IATOSFP	IATOSFP

**Routing Code:** Note 17

**Descriptor Code:** 7

---

### IAT7107

#### Explanation:

▶▶ COMMAND CHANGED BY EXIT ORIGINAL:—*o*— (up to 60 chars of original cmd)—▶▶

▶ and (remaining chars of original if necessary)— MODIFIED:—*m*—(up to 60 chars of modified cmd)—▶▶

▶ and (remaining chars of modified if necessary)—▶▶

A JES3 command is modified by user exit 18.

In the message text:

*o* Original command

*m* Modified command

**System action:** JES3 processing continues.

**Operator response:** None.

**Module:**

Containing	Detecting	Issuing
IATCNIA	IATCNIA	IATCNIA

**Routing Code:** Hardcopy Log

**Descriptor Code:** -

## IAT7108

### Explanation:

```
▶▶— ERROR FROM CONVCON MACRO FOR— CONSOLE— '— consname—'— ,RC=— xx— ,RSN=— xx—————▶▶
▶— CURRENT CNDB REPLACED BY DEFAULT— CNDB, FCT=— xxxxxxxx—————▶▶
```

Following the migration to JES3 5.2.1, JES3 was not able to successfully validate the console name contained in the CNDB passed to the IATXCNDB service. The CONVCON service JES3 uses to validate the console name, returned with the indicated return and reason codes.

This message does not necessarily indicate an error condition. Rather, it is intended to provide a record in the hardcopy log that a default CNDB substitution has been performed. For example, if a console defined to JES3 in the initialization stream on a JES3 SP 5.1.1 system is not defined to MCS in CONSOLxx using a console NAME on the JES3 5.2.1 system, JES3 will be unable to route messages for restarting DSPs to the same console.

*consname* is the console name used by the prior JES3 system.

The FCT= will display the calling FCT name if the IATXCNDB service is running under the JES3 NUC task. FCT= N/A will be displayed if the IATXCNDB service is running under a user address space.

**System action:** JES3 uses the dummy CNDB in place of the one passed on the IATXCNDB call. Subsequent processing for this command/message will use the dummy CNDB. Commands issued using the dummy CNDB will use console name INTERNAL. Messages issued using the dummy CNDB will be recorded only in the hardcopy log.

**Operator response:** None.

**System programmer response:** If console names changed as part of the migration to JES3 5.2.1, called DSPs may be canceled and then called again to restore message routing.

The return and reason codes from the CONVCON service are contained in the message text. See *z/OS MVS Programming: Assembler Services Reference ABE-HSP* for a description of these codes.

**Module:**

Containing	Detecting	Issuing
IATCNDB	IATCNDB	IATCNDB

**Routing Code:** Hardcopy Log

**Descriptor Code:** -

## IAT7109

### Explanation:

```
▶▶— AN ERROR OCCURRED PROCESSING A— IATXMLWO REQUEST. THE REASON CODE INDICATES:—————▶▶
```

## IAT7111 • IAT7112

▶ X'04'' - NO TEXT ON A BUILD REQUEST  
▶ X'08'' - NO TOKEN ON A CLEANUP REQUEST  
▶ X'0C'' - TOKEN SPECIFIED IS NOT VALID  
▶ X'10'' - ZERO TEXT LENGTH IS NOT VALID

An error occurred while processing an IATXMLWO request to build or cleanup a multi-line message. This message is embedded in the IAT3713 multi-line message as part of the JES3 failure logout for failure code DM761.

**System action:** The DSP's JESTAE exits, if any exist, are invoked. If no JESTAE exit exists, or none of the JESTAE exits request retry, the DSP is ended.

**Operator response:** See message IAT3713

**Module:**

Containing	Detecting	Issuing
IATFSLG	IATCNRN	IATFSLG

**Routing Code:** 10

**Descriptor Code:** 3

---

### IAT7111

**Explanation:**

▶▶ DLOG ADDRESS SPACE CREATE FAILED, RETURN CODE= rc, REASON CODE= rsn

The installation has requested that JES3 maintain the hardcopy log (DLOG), however JES3 was unable to create the JES3DLOG address space using the ASCRE system service. The return and reason codes indicate the specific error encountered.

**System action:** The JES3 DLOG is disabled.

**Operator response:** Notify the system programmer.

**System programmer response:** See *z/OS MVS Programming: Authorized Assembler Services Reference ALE-DYN* for a description of the ASCRE return and reason codes.

**Module:**

Containing	Detecting	Issuing
IATCNDS	IATCNDS	IATCNDS

**Routing Code:** 10

**Descriptor Code:** 7

---

### IAT7112

**Explanation:**

▶▶ UNABLE TO CREATE DLOG RESMGR, RETURN CODE= rc, REASON CODE= rsn

The installation has requested that JES3 maintain the hardcopy log (DLOG), however JES3 was unable to create the resource manager for the JES3DLOG address space using the RESMGR system service. The return and reason codes indicate the specific error encountered.

**System action:** The JES3 DLOG is disabled.

**Operator response:** Notify the system programmer.

**System programmer response:** See *z/OS MVS Programming: Authorized Assembler Services Reference LLA-SDU* for a description of the RESMGR return and reason codes.

**Module:**



**Containing**  
IATCND5

**Detecting**  
IATCND5

**Issuing**  
IATCND5

**Routing Code:** 10

**Descriptor Code:** 7

### IAT7113

**Explanation:**

▶▶— DLOG INITIALIZATION FAILED—▶▶

The installation has requested that JES3 maintain the hardcopy log (DLOG). While waiting for the JES3DLOG address space to initialize, it instead terminated.

**System action:** The JES3 DLOG is disabled.

**Operator response:** Notify the system programmer.

**System programmer response:** Contact the IBM Support Center.

**Module:**

**Containing**  
IATCND5

**Detecting**  
IATCND5

**Issuing**  
IATCND5

**Routing Code:** 10

**Descriptor Code:** 7

### IAT7114

**Explanation:**

▶▶— DLOG INITIALIZATION SUCCESSFUL—▶▶

The installation has requested that JES3 maintain the hardcopy log (DLOG). The DLOG function has been successfully activated.

**System action:** JES3 begins recording the sysplex hardcopy message log to DLOG.

**Operator response:** None. This is an informational message.

**Module:**

**Containing**  
IATCND5

**Detecting**  
IATCND5

**Issuing**  
IATCND5

**Routing Code:** 42

**Descriptor Code:** 7

### IAT7122

**Explanation:**

▶▶— WAITING FOR THE DLOG ADDRESS SPACE— TO — INITIALIZE —  
TERMINATE —▶▶

JES3 is waiting for the JES3DLOG address space to complete either initialization or termination.

**System action:** JES3 continues waiting for the JES3DLOG address space to initialize or terminate. When either of these events occurs, JES3 deletes this message.

## IAT7123 • IAT7124

**Operator response:** If JES3DLOG initialization is taking too long:

1. Dump the JES3DLOG.
2. Then issue a FORCE command.

This will end the JES3DLOG address space and allow JES3 initialization to continue.

**System programmer response:** None.

**Module:**

Containing	Detecting	Issuing
IATCNDS	IATCNDS	IATCNDS

**Routing Code:** 10

**Descriptor Code:** 2,7

---

### IAT7123

**Explanation:**

▶▶— DLOG ADDRESS SPACE FAILED—▶▶

The JES3DLOG address space has unexpectedly terminated.

**System action:** JES3 marks the DLOG function inactive.

**Operator response:** Restart DLOG processing using the *\*F O,DLOG=ON* command, then notify the system programmer.

**System programmer response:** Determine the cause of the JES3DLOG address space failure.

**Module:**

Containing	Detecting	Issuing
IATCNDRM	IATCNDRM	IATCNDRM

**Routing Code:** 1

**Descriptor Code:** 4

---

### IAT7124

**Explanation:**

▶▶— DLOG IS NOW 

ACTIVE
INACTIVE

—▶▶

The JES3 hardcopy log (DLOG) function has been made either ACTIVE or INACTIVE on the processor issuing this message.

**System action:** If DLOG has been made active, this processor's hardcopy messages will begin being recorded in the JES3 hardcopy log for the sysplex. If DLOG has been made inactive, this processor's hardcopy messages will cease being recorded in the JES3 hardcopy log for the sysplex.

**Operator response:** None. This is an informational message.

**System programmer response:** None.

**Module:**

Containing	Detecting	Issuing
IATCNDS	IATCNDS	IATCNDS

**Routing Code:** 42

**Descriptor Code:** 7

**IAT7125**

**Explanation:**

▶▶— ONE OR MORE CONSOLE MESSAGES LOST— DUE TO I/O ERROR—▶▶

An error return has occurred from an AWRITE or an ADEBLOCK macro instruction.

**System action:** Normal processing continues.

**Operator response:** None. This is an informational message.

**Module:**

Containing	Detecting	Issuing
IATCNRM	IATCNRM	IATCNRM

**Routing Code:** 8

**Descriptor Code:** 7

**IAT7127**

**Explanation:**

▶▶— A \*FREE COMMAND MAY HAVE DELETED—MESSAGES DESTINED FOR— *workstation*.—▶▶

Messages originally directed to this workstation might be lost as a result of issuing a \*FREE command directed at the workstation.

**workstation**

The name of the RJP workstation affected by the \*FREE command.

**System action:** None.

**Operator response:** None. This is an informational message.

**Module:**

Containing	Detecting	Issuing
IATCNRM	IATCNRM	IATCNRM

**Routing Code:** 8

**Descriptor Code:** –

**IAT7130**

**Explanation:**

▶▶— *cmd*— REJECTED,— *reasontext*—▶▶

The named command was rejected for one of the following reasons:

**ALL INVALID ON REPLY**

This command cannot be used to respond to write-to-operator-with-reply (WTOR) requests.

**JES INIT INCOMPLETE**

The command was received before JES3 initialization was complete.

## IAT7130

### **VERB UNRECOGNIZED**

The command was not recognized.

### *text* **TOO LONG**

The cited text exceeded the allowable number of characters.

### **MUST REF DEVICE/JOB#**

A DSP was referenced by name while more than one copy was active. The reference must be made by device name, device number, or job number.

### *devname* **NOT IN USE**

The named device does not exist or is not currently allocated.

### *dspname* **NOT LOGGED**

The named DSP was not logged into console service.

### **REFUSED BY** *dspname*

The message could not be accepted by the cited DSP.

### **INVALID FOR IC**

The command is not recognized by the IC DSP.

### *con* **PREV SWITCH**

A \*SWITCH command could not be implemented because the cited RJP console was already switched.

### *con* **NOT SWITCHD**

A \*SWITCH restore command was ignored because the console was not previously switched.

### *con* **NOT FOUND**

The named console does not exist.

### *dspname* **ABENDED**

A DSP message appendage routine was abended.

### **UNAUTHORIZED REQUEST**

The command is not authorized from the requesting console, or the JES3 command issued is not valid on local processors.

### **NO INPUT BUFFER AVAIL**

A DSP requested the queueing of a command or reply, but there are no buffers available.

### **NOT KNOWN TO JES3**

The command that was issued can only be issued from a JES3 RJP console.

### **INVALID PARAMETER**

An incorrect parameter was specified on the \*DUMP or \*RETURN command

### **JES3 NOT ACTIVE**

A JES3 command was entered on an MCS console before the START JES3 command was issued.

### **JES3 NOT INITIALIZED**

A JES3 command was entered on an MCS console before JES3 completed its initialization processing.

### **INVALID PASSWORD**

An incorrect password was specified on a \*DUMP or \*RETURN command

### **NOT VALID ON LOCAL OR GLOBAL IS NOT AVAILABLE**

Either a command was directed to a local processor which can only be processed on the global, or a command for the global was entered while JES3 on the global was not available.

### **INVALID COMMAND**

The command contains a syntax error.

### **CONSOLE NOT ALLOCATED**

A \*SWITCH command was rejected because the receiving console was not active.

### **DDR IS ACTIVE**

A \*RETURN command was issued to end JES3 but the command was rejected because dynamic device reconfiguration (DDR) was active. When DDR is active, you cannot end JES3 without affecting MVS as well.

**WTR FSS/FSA INACTIVE**

The message was not accepted by the WTR DSP because the associated FSS or FSA was not active when the command was entered.

**DEVICE NOT YET ACTIVE**

The message was not accepted by the WTR DSP because the device was not yet initialized when the command was entered.

**PREV WTR CMD ACTIVE**

The message was not accepted by the WTR DSP because previous command processing had not completed.

**WTR SETUP IN PROGRESS**

The message was not accepted by the WTR DSP because the device setup (operator intervention) was initiated but message IAT7030 was not yet displayed.

**INVALID DESTINATION**

A \*MESSAGE command could not be honored because the destination was incorrect.

**NJECONS NOT ACTIVE**

A \*SEND or \*MESSAGE command was issued to a networking destination but was rejected because console communication has not been established with the other node.

**QUALIFIER TOO LONG**

A \*MESSAGE or \*SEND command was rejected because the qualifier exceeded the allowable number of characters.

**NO TEXT SPECIFIED**

A \*MESSAGE or \*SEND command was rejected because there was no text specified.

**INVALID QUALIFIER**

A \*MESSAGE or \*SEND command was rejected because the qualifier was incorrect.

**AMBIGUOUS DEV NUMBER**

This message is issued in response to an \*S, \*R, or \*C command that specified an ambiguous device number. Issue an \*INQUIRY,D,D=devnum command to obtain the unique identifier (JNAME) for the required device.

**NO FSS DEFINED**

FSS= was specified on a \*RETURN command, but no FSS has been defined to JES3.

**INVALID FSS NAME [LIST]**

An incorrect combination of parameters was specified with the FSS= keyword on a \*RETURN command.

***fssname* NOT FOUND**

FSS= was specified on a \*RETURN command, but the named FSS could not be located.

***fssname* NOT ACTIVE**

FSS= was specified on a \*RETURN command, but the named FSS is inactive.

***operand* INVALID**

The indicated *operand* is incorrect.

**INVALID LENGTH**

A JES3 command was entered containing too many characters. JES3 will only accept a command of 80 characters or less for most commands. See *z/OS JES3 Commands* for information about those commands that support greater than 80 character length.

**TRACE ID IS MISSING**

You did not select any JES3 GTF trace records when you issued the \*TRACE,ON command. GTF records are selected by specifying a function id on the \*TRACE command. See *z/OS JES3 Diagnosis* for the syntax of the \*TRACE command.

**TRACE COMMAND FAILURE**

The trace command failed.

**CLEAR PRT IN PROGRESS**

The requested device is undergoing clear print processing.

**RJP OPERAND NOT VALID**

The command was issued from a remote (RJP) workstation. During default command authorization checking,

## IAT7130

JES3 determined that either an operand and/or parameter is missing (for example, JES3 detected too many spaces), or the specified device and/or job is not associated with this remote (RJP) workstation.

### DEVICE IN USE

The device specified in the command is already allocated to another MVS component.

### MCS SERVICE REQ ERROR

The device specified in the command could not be obtained or released because of an MCS service request error.

### ALLOC ERR,RC=*return code*,E=*error code*

The device specified in the command could not be obtained because of a dynamic allocation error described by the given *return code* and *error code*.

### MCS REQ && UNALLOC ERR

The device specified in the command could not be obtained because of an MCS service request error and also cannot be released because of a dynamic unallocation error.

### UNALLOC ERR,RC=*return code*

The device specified in the command could not be released because of a dynamic unallocation error as described by the given *return code*.

### CONSOLE NOT ACTIVE

The console specified on the \*MESSAGE command is not active.

### CANCELLED BY OPERATOR

An \*FAIL command was issued for an FCT name and there is more than one FCT with the given name. When JES3 requested the operator to choose from a list of FCTs with the given name, the operator replied NONE.

### FCT NO LONGER ACTIVE

An \*FAIL command was issued for an FCT name for which multiple FCTs exist. JES3 requested the operator to choose from a list, but the selected FCT ended.

### SOCKET OR NODE REQD

A \*S,TCP command was issued but did not specify either the SOCKET=socket or NODE=node parameter. One of these is required.

### SOCKET REQUIRED

A \*C,TCP command was issued but did not specify the SOCKET=socket parameter. This parameter is required.

### NODE NOT TCP/IP

A \*S,TCP,NODE=node command was issued but the specified node is not defined with TYPE=TCPIP.

### NO ELIGIBLE SOCKET

A '\*S,TCP,NODE=node' command was entered but rejected, because there is no socket eligible to start a session with the requested node. To make the socket eligible, all of the following requirements must be met:

- The socket is defined with NODE=, which specifies the requested node.
- The Netserv that the socket runs under is active.
- The socket is not active.

### EXTRANEOUS CHARACTERS

A command was issued with extraneous characters.

### ALL SOCKET(S) ACTIVE

A '\*S,TCP,NODE=node' command was entered but rejected, because all sockets defined for the node are currently active.

### NO SOCKET(S) DEFINED

A '\*S,TCP,NODE=node' command was entered but rejected, because there is no socket defined to start a session with the requested node. A socket must be defined by using the '\*F SOCKET,ADD=' command.

### NODE NOT ACTIVE

The node specified on a \*C TCP,NODE= command has no active sockets.

**System action:** The command is ignored.

**Operator response:** Correct the error, and reissue the command. If NJECONS NOT ACTIVE was indicated, issue the \*CALL,NJECONS command to establish communication with the other nodes in your network.

**Module:**

**Containing**IATCNCN  
IATCNCN  
IATCNCN  
IATCNCN  
IATCNCN  
IATSI34**Detecting**IATCNIN  
IATCNRN  
IATCNTC  
IATCODEFD  
IATCN40  
IATSI34**Issuing**IATCNIN  
IATCNIN  
IATCNIN  
IATCNIN  
IATCNIN  
IATSI34**Routing Code:** Note 18**Descriptor Code:** 7**IAT7131****Explanation:**

▶▶— NJECONS NOW ACTIVE—▶▶

This message, issued in response to the \*CALL,NJECONS command, indicates that the NJECONS DSP is active.

**System action:** JES3 processing continues.

**Operator response:** None. This is an informational message.

**Module:****Containing**

IATCNNJ

**Detecting**

IATCNNJ

**Issuing**

IATCNNJ

**Routing Code:** Note 18**Descriptor Code:** 7**IAT7132****Explanation:**

▶▶— NJECONS HAS TERMINATED—▶▶

This message, issued in response to the \*CANCEL,NJECONS command, indicates that the NJECONS has ended.

**System action:** Processing continues.

**Operator response:** None. This is an informational message.

**Module:****Containing**

IATCNNJ

**Detecting**

IATCNNJ

**Issuing**

IATCNNJ

**Routing Code:** Note 18**Descriptor Code:** 7**IAT7134****Explanation:**▶▶— *nn*— %OF CONSOLE BUFFERS IN USE—▶▶

JES3 detected that *nn*% (70%, 80%, or 90%) of the non-reserved buffers of the console buffer cell pool are in use. JES3 uses this cell pool for non-action messages and commands. This is an action message.

## IAT7136 • IAT7138

**System action:** JES3 continues. Message IAT7141 is also displayed and lists the three FCTs with the most commands queued to them.

**Operator response:** Determine if this is a problem and, if necessary, take action to remove the source of the problem. For example, if a job is issuing the commands, consider canceling it.

**System programmer response:** If appropriate, correct the source of the commands or messages (for example, an installation exit).

**Programmer response:** If a job is the source of the commands or messages, correct it.

**Module:**

Containing	Detecting	Issuing
IATCNRN	IATCNRN	IATCNRN

**Routing Code:** 2, 10

**Descriptor Code:** 2, 7

---

### IAT7136

**Explanation:**

▶▶— JES3 GTF TRACE STATUS—TRACE ID TRACE NAME STATUS— *traceid tracename status*————▶▶

The variable text in the message provides the following information:

*traceid*

is the trace identification number

*tracename*

is the trace name

*status*

is ACTIVE if the trace is active or INACTIVE if the trace is inactive.

**System action:** JES3 continues processing.

**Operator response:** None. This is an informational message.

**Module:**

Containing	Detecting	Issuing
IATCNTC	IATCNTC	IATCNTC

**Routing Code:** 10

**Descriptor Code:** —

---

### IAT7138

**Explanation:**

▶▶—SECURITY CHECK FAILED - JES3 COMMANDS— NOT PERMITTED FROM NODE— *nodename*————▶▶

A security check failed with a return code of 8 which indicates the processing was unsuccessful and the command was rejected.

**System action:** JES3 processing continues.

**Operator response:** None. This is an informational message.

**Module:**



**Containing**  
IATCNNJ

**Detecting**  
IATCNNJ

**Issuing**  
IATCNNJ

**Routing Code:** Note 20

**Descriptor Code:** 7

#### IAT7140

##### Explanation:

►► *cmd*— REJECTED,— *err*—◄◄

The operator issued a command either to transfer the assignment of one RJP console to another or to restore a RJP console to its original assignment.

**System action:** Output for the switched console is rerouted to the new destination.

**Operator response:** None. This is an informational message.

##### Module:

**Containing**  
IATCNCN

**Detecting**  
IATCNIN

**Issuing**  
IATCNIN

**Routing Code:** Note 18

**Descriptor Code:** 7

#### IAT7141

##### Explanation:

►► *cmd*— COMMAND USAGE:— *dspname(devname) nnnn dspname2(devname) nnnn dspname(devname) nnnn*—◄◄

JES3 issues this message to accompany IAT7134. It indicates the three FCTs that have the most commands queued to them and the number of queued commands (*nnnn*). If fewer than three FCTs have queued commands, the message displays fewer FCTs. Each FCT is identified by a DSP name and, optionally, a GETUNIT DD name. If an FCT has more than 9999 queued commands, JES3 displays the number 9999.

In the message text:

*dspname*

The name of the FCT with queued commands.

*devname*

The device name associated with the FCT (if any).

*nnnn*

The number of queued commands (maximum of 9999).

**System action:** JES3 continues.

**Operator response:** Determine if this is a problem and, if necessary, take action to remove the source of the problem. For example, if a job is issuing the commands, consider canceling it.

**System programmer response:** If appropriate, correct the source of the commands or messages (for example, an installation exit).

**Programmer response:** If a job is the source of the commands or messages, correct it.

##### Module:

**Containing**  
IATCNRN

**Detecting**  
IATCNRN

**Issuing**  
IATCNRN

## IAT7142 • IAT7145

Routing Code: 2, 10

Descriptor Code: 4

---

### IAT7142

#### Explanation:

▶▶— PATH TO— *nodename*— NOT ACTIVE.— 

COMMAND
MESSAGE

— DISCARDED—▶▶

JES3 attempted to send a message to the specified node but an active path to the node does not exist.

**System action:** The transmitted message is lost.

**Operator response:** If the message was entered at a terminal in your installation, reenter the \*MESSAGE command with the correct destination node.

#### Module:

Containing	Detecting	Issuing
IATCNNJ	IATCNNJ	IATCNNJ

Routing Code: Note 18

Descriptor Code: 7

---

### IAT7143

#### Explanation:

▶▶— \*\*\*\*\*— *text*— \*\*\*\*\* — INVALID COMMAND—▶▶

The text specified in the message is an incorrect command for the local JES3 node.

**System action:** Processing continues.

**Operator response:** None. This is an informational message.

#### Module:

Containing	Detecting	Issuing
IATCNNJ	IATCNNJ	IATCNNJ

Routing Code: Note 17

Descriptor Code: 7

---

### IAT7145

#### Explanation:

▶▶— NJECONS HAS ABENDED. COMMAND/MESSAGE— DISCARDED ALL COMMANDS/MESSAGES LOST.—▶▶

While processing a nodal message record (NMR), networking encountered an error that caused the NJECONS DSP to abend. **COMMAND/MESSAGE DISCARDED** indicates the NJECONS DSP was able to recover from the error and the NMR was discarded. Networking will continue to process any NMRs. **ALL COMMANDS/MESSAGES LOST** indicates the NJECONS DSP was unable to recover from the error and the DSP must end.

**System action:** If **COMMAND/MESSAGE DISCARDED** appears in the message, the NJECONS DSP will continue to process any commands and messages that the network must process. If **ALL COMMANDS/MESSAGES LOST** appears in the message, the network will not process any commands or messages. JES3 processing continues.

**Operator response:** If **ALL COMMANDS/MESSAGES LOST** appears in the message, issue a \*CALL NJECONS to

restart a NJECONS DSP so that commands and messages can be processed at your node. Contact the system programmer.

**System programmer response:** Use the abend code and *z/OS JES3 Diagnosis* to determine the error.

**Module:**

<b>Containing</b>	<b>Detecting</b>	<b>Issuing</b>
IATCNNJ	IATCNNJ	IATCNNJ

**Routing Code:** Note 18

**Descriptor Code:** 7

#### IAT7146

**Explanation:**

►►— *nodename text*—————►►

The specified node sent a message *text* to your node.

**System action:** JES3 processing continues.

**Operator response:** None. This is an informational message.

**Module:**

<b>Containing</b>	<b>Detecting</b>	<b>Issuing</b>
IATCNNJ	IATCNNJ	IATCNNJ

**Routing Code:** Note 18

**Descriptor Code:** 7

#### IAT7150

**Explanation:**

►►— *console-name text*—————►►

A message was sent to this console from another console in the system using the \*MESSAGE command. The sending console's name *con* precedes the message text. The *console name* can be one of the following:

*con*

when the message is issued from an MCS console.

*jname*

when the message is issued from a JES3 remote console.

**NETWORK**

when the message is issued from a network operator at another node.

**System action:** JES3 processing continues.

**Operator response:** None. This is an informational message.

**Module:**

<b>Containing</b>	<b>Detecting</b>	<b>Issuing</b>
IATCNCN	IATCNIN	IATCNIN

**Routing Code:** Note 18

**Descriptor Code:** 7

## IAT7151 • IAT7153

---

### IAT7151

#### Explanation:

►►—MORE THAN ONE FCT NAMED—*fctname*—EXISTS—◄◄

An \*FAIL,*fctname* command was issued, but the FCT is not unique. JES3 requires you to specify which one to fail. In the message text:

#### FCTNAME

The name of the FCT that the operator requested to fail.

**System action:** JES3 issues IAT7152 for each FCT with the given name, then JES3 issues IAT7153 and waits for you to select an FCT from the list.

**Operator response:** See messages IAT7152 and IAT7153.

#### Module:

**Containing**  
IATCNIN

**Detecting**  
IATCNIN

**Issuing**  
IATCNIN

**Routing Code:** 1

**Descriptor Code:** 7

---

### IAT7152

#### Explanation:

►►—*selno*—*fctaddr*—*awrc*—*awrtxt*—◄◄

This message displays information about an FCT that was specified on the \*FAIL,*fctname* command, along with a selection number that can be used to select the FCT in reply to message IAT7153.

This message contains a header line with fixed text and two or more data lines for particular FCT information. In the message text:

*selno* The selection number. The header contains the text SELNO.

*fctaddr* The address in storage of the FCT. The header contains the text FCT ADDR.

*awrc* A reason code indicating why the FCT is waiting. The header contains the text AWRC.

*awrtxt* The text associated with the AWAIT reason code. The header contains the text AWAIT REASON TEXT. See *z/OS JES3 Diagnosis Reference* for a list of different AWAIT reason codes and associated text.

**System action:** JES3 processing continues. JES3 issues message IAT7153 next.

**Operator response:** Using the selection number displayed for each FCT, determine the reply to IAT7153.

#### Module:

**Containing**  
IATCNIN

**Detecting**  
IATCNIN

**Issuing**  
IATCNIN

**Routing Code:** 1

**Descriptor Code:** 7

---

### IAT7153

#### Explanation:

►►—REPLY WITH SELECTION NUMBER,—'NONE' TO CANCEL, OR—'LIST' TO REPEAT LIST—◄◄

All FCTs with the name specified in the \*FAIL,*fcname* command have been displayed and JES3 is requesting a selection of which one to fail.

**System action:** JES3 waits for a response. No other commands can be issued at this point, but all JES3 processing that does not require commands to be entered continues.

**Operator response:** Reply with a selection number (as shown in the IAT7152 messages). To display the IAT7152 messages again, reply LIST. If you do not want to fail any of the FCTs listed, reply NONE.

**Module:**

Containing	Detecting	Issuing
IATCNIN	IATCNIN	IATCNIN

**Routing Code:** 1

**Descriptor Code:** 7

IAT7154

**Explanation:**

▶▶—REPLY IS NOT ONE OF THE ALLOWED VALUES,—RE-ENTER REPLY—▶▶

Message IAT7153 was issued and the operator reply was not valid, either because it was a number outside the range of the selection numbers presented in the IAT7152 message list, or because it was neither LIST nor NONE.

**System action:** JES3 repeats message IAT7153.

**Operator response:** Reply to IAT7153 correctly.

**Module:**

Containing	Detecting	Issuing
IATCNIN	IATCNIN	IATCNIN

**Routing Code:** 18

**Descriptor Code:** 7

IAT7155

**Explanation:**

▶▶— A STAGING AREA WAS RECEIVING FROM— *sender text*—▶▶

*sender* is one of the following:

JOB *jobname (jobid)*

ASID (*asid*)

*text* is:

THAT DID NOT HAVE AN S34 CONTROL AREA

JES3 console services received incorrect data while processing the JES3 command staging area queue.

**JOB** *jobname (jobid)*

This text is displayed if the staging area originated from a job. The message indicates the job name and job number.

**ASID** (*asidno*)

This text is displayed if the staging area did not come from a job. The message indicates the address space number of the sender.

## IAT7175 • IAT7181

### THAT DID NOT HAVE AN S34 CONTROL AREA

The S34 control area did not contain the correct acronym and therefore could not be identified.

*jobname* the job name

*jobid* the job id

*asidno* the address space number of the sender.

**System action:** JES3 ignores the command.

**Operator response:** None. This is an informational message.

#### Module:

Containing	Detecting	Issuing
IATCNCN	IATCNCM	IATCNCM

**Routing Code:** 10

**Descriptor Code:** 7

---

### IAT7175

#### Explanation:

▶▶— AN ERROR OCCURRED WHILE PROCESSING— JESMSGGLG'S DATA. AN UNDETERMINED NUMBER OF—▶▶  
▶— JESMSGLOG'S WERE LOST—▶▶

The CONSDM FCT abended while processing JESMSGGLG's and an incorrect pointer was found by the JESTAE exit on the JESMSGLOG queue.

**System action:** The JESMSGLOG queue is truncated where the error occurred and then continues processing.

**Operator response:** None. This is an informational message.

#### Module:

Containing	Detecting	Issuing
IATCNDM	IATCNDM	IATCNDM

**Routing Code:** 10

**Descriptor Code:** 7

---

### IAT7181

#### Explanation:

▶▶— THE— *cmd*— COMMAND IS NO LONGER SUPPORTED—▶▶

The JES3 operator command, *cmd* is no longer supported.

**System action:** JES3 processing continues. This is an informational message.

**Operator response:** If the command entered was the JES3 action message \*INQUIRY command (\*I R), the MVS Display command (D R) can be used to display similar information. See *z/OS MVS System Commands* for the complete syntax of the command.

**System programmer response:** None. This is an informational message.

Containing	Detecting	Issuing
IATIQDV	IATIQDV	IATIQDV
IATIQCN	IATIQCN	IATIQCN

**Routing Code:** Note 18

**Descriptor Code:** 7

---

### IAT7182

**Explanation:**

▶▶ \*FREE — rjpcn — COMMAND COMPLETE —▶▶

This message is the response to a \*FREE or \*FREE *rjpcn* command. *rjpcn* is the name of the RJP console to which the command was directed. Processing of the command has completed.

**System action:** Presentation of messages queued in storage for the remote workstation halts. Any subsequent messages queued to the workstation are displayed normally. This command does not affect messages queued to the workstation which have been written to JES3 spool. These messages will be retrieved from spool and queued to the workstation when resources are available.

**Operator response:** None. This is an informational message.

**Module:**

Containing	Detecting	Issuing
IATCNCN	IATCNIN	IATCNIN

**Routing Code:** Note 18

**Descriptor Code:** 5,7

---

### IAT7196

**Explanation:**

▶▶ *dspname* — ISSUES — XXXXXXXXXXXXXXXXXXXX ' ' — WITH NO TARGET DESTINATION —▶▶

A DSP issued a message without specifying a destination class or a console id, where 'xxx...' is the first 18 characters of the message.

**System action:** JES3 processing continues. Message IAT7196 and the message that did not specify a destination will be written to the hard-copy message log.

**Operator response:** Notify the system programmer.

**System programmer response:** Check the hard-copy message log to identify the origin of the message, and make sure the message is issued with a destination class or a console id.

**Module:**

Containing	Detecting	Issuing
IATCNWO	IATCNWO	IATCNWO

**Routing Code:** 2

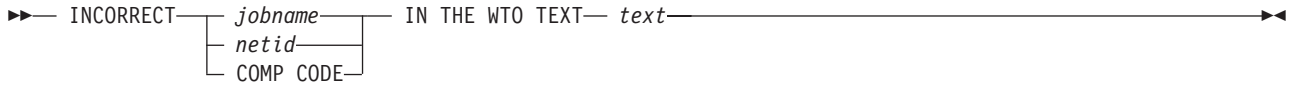
**Descriptor Code:** 7

# IAT7199

---

## IAT7199

### Explanation:



During step ended on an JESDJC WTO for a dependent job control (DJC) job, module IATCNSV found that the job name, net identifier, or the completion code was incorrect.

**System action:** The system ignores the request and continues processing.

**Operator response:** Notify the system programmer.

**System programmer response:** Correct the WTO text.

### Module:

**Containing**  
IATCNSV

**Detecting**  
IATCNSV

**Issuing**  
IATCNSV

**Routing Code:** Note 19

**Descriptor Code:** -



---

## Chapter 17. Dump Job (DJ) Messages

---

IAT7200

**Explanation:**

▶▶— DJdevnum (jobid):— DUMP JOB DSP TERMINATING—▶▶

As a result of either a \*CANCEL command or an internal error, the indicated dump job DSP is ending. DJdevnum (jobid) indicates the dump job DSP that issued the message, where devnum is the tape device number, and jobid identifies the DSP. If a tape unit has not yet been allocated, then the characters ### are displayed instead of a tape device number.

If an internal error occurred, a diagnostic message preceded this message.

**System action:** The indicated dump job DSP cleans up and ends.

**Operator response:** None. This is an informational message.

**Module:**

Containing	Detecting	Issuing
IATDJDT	IATDJOB	IATDJDT

**Routing Code:** Note 18

**Descriptor Code:** 7

---

IAT7201

**Explanation:**

▶▶—NET—netname—WILL NOT ACCEPT A—RESUBMITTED JOB WITH A JOB NUMBER GREATER THAN 65,534—▶▶

JES3 has detected that a Dependent Job Control network that was submitted on a release that does not support job numbers greater than 65,534 has been read into the system through Dump Job. This message is a warning that until this net has completed, you should not attempt to increase the job number range beyond 65,534.

In the message text:

*dev* The tape device number for the Dump Job DSP.

*jobid* The job identifier for the Dump Job DSP.

*netname*  
The name of the net.

**System action:** JES3 Dump Job processing continues.

**Operator response:** Notify the system programmer.

**System programmer response:** If you have not made plans to increase the job number range beyond 65,534, no immediate action is needed. If you make plans to increase the job number range, you must either wait for this net to complete or cancel it. If you increase the job number range beyond 65,534 while the net is still in the system, and any job within the net is resubmitted and assigned a job number greater than 65,534, the job will fail with message IAT6179.

**Module:**

Containing	Detecting	Issuing
IATDJDT	IATDJIN	IATDJDT

**Routing Code:** Note 18

## IAT7202 • IAT7204

Descriptor Code: 7

---

### IAT7202

#### Explanation:

▶▶— DJdevnum (jobid):— SYNTAX ERROR DETECTED— IN ----->— *err*—————▶▶

The dump job DSP has detected a syntax error in the operator command that was just entered. *err* indicates the parameter on the command that JES3 was processing when the error occurred.

DJ*devnum* (*jobid*) indicates the dump job DSP that issued the message, where *devnum* is the tape device number and identifies the DSP. If a tape unit has not yet been allocated, then the characters ### are displayed instead of a tape device number.

**System action:** If the command was \*CALL, the indicated dump job DSP issues message IAT7200 and ends. If the command was \*START, the dump job DSP waits for the command to be entered again.

**Operator response:** Correct and reenter the command.

#### Module:

Containing	Detecting	Issuing
IATDJDT	IATDJOB	IATDJDT

Routing Code: Note 18

Descriptor Code: 7

---

### IAT7203

#### Explanation:

▶▶— DJdevnum (jobid):— UNRECOGNIZED OPERAND:— *op*—————▶▶

The indicated operand is not valid for the command and the processing mode for which it was submitted.

DJ*devnum* (*jobid*) indicate the dump job DSP that issued the message, where *devnum* is the tape unit number and *jobid* identifies the DSP. If a tape unit has not yet been allocated, then the characters ### are displayed instead of a tape device number.

**System action:** If the command was \*CALL, the indicated dump job DSP issues message IAT7200 and ends. If the command was \*START, the dump job DSP waits for the command to be entered again.

**Operator response:** Correct the operand and reenter the command.

#### Module:

Containing	Detecting	Issuing
IATDJDT	IATDJOB	IATDJDT

Routing Code: Note 18

Descriptor Code: 7

---

### IAT7204

#### Explanation:

▶▶— DJdevnum (jobid):— INVALID "NAV" PARAMETER;— DSP DEFAULT— (— NAV=— *x*— )— USED—————▶▶

The parameter of the NAV operand of the \*CALL command was something other than C or R.

DJ*devnum* (*jobid*) indicates the dump job DSP that issued the message, where *devnum* is the tape device number and

*jobid* identifies the DSP. If a tape unit has not yet been allocated, then the characters ### are displayed instead of a device number.

**System action:** The NAV default assembled into the JES3 DSP dictionary for the dump job DSP is used in place of the unrecognized parameter.

**Operator response:** If the default NAV option is unacceptable, cancel the DSP and call it again with either NAV=C or NAV=R.

**Module:**

Containing	Detecting	Issuing
IATDJDT	IATDJOB	IATDJDT

**Routing Code:** Note 18

**Descriptor Code:** 7

## IAT7205

**Explanation:**

▶▶— DJdevnum (jobid):— EXACTLY ONE OF "IN",— "OUT" MUST BE SPECIFIED—▶▶

The \*CALL command contained both or neither of the operands IN and OUT.

DJ*devnum* (*jobid*) indicates the dump job DSP that issued the message, where *devnum* is the tape device number and *jobid* identifies the DSP. If a tape unit has not yet been allocated, then the characters ### are displayed instead of a device number.

**System action:** The dump job DSP issues message IAT7200 and ends.

**Operator response:** Issue the \*CALL command for the dump job DSP again, specifying one and only one processing mode.

**Module:**

Containing	Detecting	Issuing
IATDJDT	IATDJOB	IATDJDT

**Routing Code:** Note 18

**Descriptor Code:** 7

## IAT7206

**Explanation:**

▶▶— devnum (jobid):— DJ— TAPE REQUEST— INCORRECTLY SPECIFIED—▶▶

For nonserver mode requests (SERVER=NO was specified on the \*CALL command), the GETUNIT macro issued for the device specified in the processing mode operand of the \*CALL command took the error return or did not return a tape device. Or the DEN= parameter specified a density that is incorrect for the type of tape specified.

For server mode requests (SERVER=YES was specified on the \*CALL command), the dynamic allocation for the device failed because the device is not valid or is not available.

DJ*devnum* (*jobid*) indicates the dump job DSP that issued the message, where *devnum* is the tape device number and *jobid* identifies the DSP. If a tape device has not yet been allocated, then the characters ### are displayed instead of a device number.

**System action:** The dump job DSP issues message IAT7200 and ends.

**Operator response:** Issue the \*CALL command for the DJ DSP again, specifying a valid tape device with a density valid for the input or output device.

**Module:**

## IAT7207 • IAT7208

**Containing**  
IATDJDT

**Detecting**  
IATDJOB

**Issuing**  
IATDJDT

**Routing Code:** Note 18

**Descriptor Code:** 7

---

IAT7207

**Explanation:**

▶▶— devnum (jobid):— DJ— REQUESTED—TAPE UNIT UNAVAILABLE—▶▶

The GETUNIT macro issued for the device specified in the processing mode operand of the \*CALL command took the NAVAIL return.

DJ*devnum* (*jobid*) indicates the dump job DSP that issued the message, where *devnum* is the tape device number and *jobid* identifies the DSP. If a tape unit has not yet been allocated, then the characters ### are displayed instead of a device number.

**System action:** The dump job DSP examines the DSP NAV option, and either ends or is rescheduled when the device becomes available, depending on the option. This message is followed by message IAT7200 or message IAT7208.

**Operator response:** Either issue the \*CALL command for the DJ DSP again, specifying a different tape drive, or wait until the required device is available.

**Module:**

**Containing**  
IATDJDT

**Detecting**  
IATDJOB

**Issuing**  
IATDJDT

**Routing Code:** Note 18

**Descriptor Code:** 7

---

IAT7208

**Explanation:**

▶▶— DJ*devnum* (jobid):— DUMP JOB—DSP RESCHEDULED—▶▶

The requested tape drive was unavailable, and the DSP NAV option was R. This message is preceded by message IAT7207.

DJ*devnum* (*jobid*) indicates the dump job DSP that issued the message, where *devnum* is the tape device number and *jobid* identifies the DSP. If a tape unit has not yet been allocated, then the characters ### are displayed instead of a device number.

**System action:** JES3 places the dump job DSP in specialized rescheduling, with the requested tape drive as its only requirement.

**Operator response:** Wait until the dump job DSP is assigned its required tape drive (announced by the LOGIN message), and continue.

**Module:**

**Containing**  
IATDJDT

**Detecting**  
IATDJOB

**Issuing**  
IATDJDT

**Routing Code:** Note 18

**Descriptor Code:** 7

---

IAT7209**Explanation:**

▶▶— DJdevnum (jobid):— EXTRANEOUS—OPERAND SPECIFIED— op—————▶▶

More than one job-range operand was specified in the \*START command.

DJdevnum (jobid) indicates the dump job DSP that issued the message, where devnum is the tape device number and jobid identifies the DSP.

**System action:** The dump job DSP issues messages IAT7220 and IAT7228 requesting a new \*START command or a \*CANCEL command, and then waits for a command to be entered.

**Operator response:** Decide upon one job range, and enter the \*START command again with that operand.

**Module:**

Containing	Detecting	Issuing
IATDJDT	IATDJOB	IATDJDT

**Routing Code:** Note 18

**Descriptor Code:** 7

---

## IAT7210

**Explanation:**

▶▶— DJdevnum (jobid):— INVALID PARAMETER SPECIFIED FOR OPERAND:— op—————▶▶

An incorrect parameter was entered for the indicated operand on the \*START command.

DJdevnum (jobid) indicates the dump job DSP that issued the message, where devnum is the tape device number and jobid identifies the DSP.

**System action:** The dump job DSP issues messages IAT7220 and IAT7228 requesting a new \*START command or a \*CANCEL command, and then waits for a command to be entered.

**Operator response:** Verify the parameter for the operand and current processing mode, and enter the \*START command again.

**Module:**

Containing	Detecting	Issuing
IATDJDT	IATDJOB	IATDJDT

**Routing Code:** Note 18

**Descriptor Code:** 7

---

## IAT7211

**Explanation:**

▶▶— DJdevnum (jobid):— NO PARAMETER SPECIFIED FOR OPERAND:— op—————▶▶

The indicated operand does not have a default parameter; one was expected to be entered.

DJdevnum (jobid) indicates the dump job DSP that issued the message, where devnum is the tape device number and jobid identifies the DSP.

If a tape unit has not been allocated, then the characters ### are displayed instead of a device number.

**System action:** The dump job DSP issues messages IAT7220 and IAT7228 requesting a new \*START command or a \*CANCEL command, and then waits for a command to be entered.

## IAT7212 • IAT7213

**Operator response:** Determine an appropriate parameter for this operand, and enter the \*START command again.

**Module:**

Containing	Detecting	Issuing
IATDJDT	IATDJOB	IATDJDT

**Routing Code:** Note 18

**Descriptor Code:** 7

---

### IAT7212

**Explanation:**

▶▶— DJdevnum (jobid):— NO JOB SELECTION OPERAND SPECIFIED—▶▶

The \*START command contained no acceptable job selection operand. DJdevnum (jobid) indicates the dump job DSP that issued the message, where devnum is the tape device number and jobid identifies the DSP.

**System action:** The dump job DSP issues messages IAT7220 and IAT7228 requesting a new \*START command or a \*CANCEL command, and then waits for a command to be entered.

**Operator response:** Re-enter the \*START command with a valid job selection operand.

**Module:**

Containing	Detecting	Issuing
IATDJDT	IATDJOB	IATDJDT

**Routing Code:** Note 18

**Descriptor Code:** 7

---

### IAT7213

**Explanation:**

▶▶— DJdevnum (jobid):— UP AND RUNNING;— 

INPUT
OUTPUT

 ON UNIT— dev,— DEVICE— devname—▶▶

This is the dump job DSP LOGIN message. A dump job DSP has been successfully invoked and has obtained the necessary tape drive and storage buffers.

DJdevnum (jobid) indicates the dump job DSP that issued the message, where devnum is the tape device number and jobid identifies the DSP.

**System action:** The dump job DSP issues message IAT7214 requesting a tape be mounted and then waits for a \*START command to be entered.

**Operator response:** Enter a \*START command to define the job range the dump job DSP is to process.

**Module:**

Containing	Detecting	Issuing
IATDJDT	IATDJOB	IATDJDT

**Routing Code:** Note 18

**Descriptor Code:** 7

---

---

IAT7214**Explanation:**

▶▶— DJdevnum (jobid):— MOUNT TAPE ON UNIT— *dev*— FOR DJ— 

INPUT
OUTPUT

—————▶▶

A tape must be mounted on unit *dev* for dump job DSP input or output processing.

DJdevnum (*jobid*) indicates the dump job DSP that issued the message, where *devnum* is the tape device number and *jobid* identifies the DSP.

**System action:** The dump job DSP waits for a \*START command to be entered once the tape has been mounted and readied.

**Operator response:** Mount and ready a tape for dump job's use on the specified tape device and enter a \*START command.

**Module:**

Containing	Detecting	Issuing
IATDJDT	IATDJOB	IATDJDT

**Routing Code:** Note 18

**Descriptor Code:** 2,7

---

## IAT7215

**Explanation:**

▶▶— DJdevnum (jobid):— WRITE RING REQUIRED IN TAPE ON UNIT— *dev*—————▶▶

A tape has been mounted for output mode processing but the tape needs a write ring before processing can continue. DJdevnum (*jobid*) indicates the dump job DSP that issued the message, where *devnum* is the tape device number and *jobid* identifies the DSP.

**System action:** The dump job DSP rewinds and unloads the tape and waits for it to be mounted again.

**Operator response:** Insert a write ring in the tape volume on specified device, and mount the volume on the device.

**Module:**

Containing	Detecting	Issuing
IATDJDT	IATDJOB	IATDJDT

**Routing Code:** Note 18

**Descriptor Code:** 2,7

---

## IAT7216

**Explanation:**

▶▶— DJdevnum (jobid):— UNACCEPTABLE COMMAND ENTERED—————▶▶

An operator command other than \*START or \*CANCEL has been entered.

DJdevnum (*jobid*) indicates the dump job DSP that issued the message, where *devnum* is the tape device number and *jobid* identifies the DSP.

**System action:** The dump job DSP waits for a new command.

**Operator response:** Enter either a \*START or \*CANCEL command.

**Module:**

## IAT7217 • IAT7219

**Containing**  
IATDJDT

**Detecting**  
IATDJOB

**Issuing**  
IATDJDT

**Routing Code:** Note 18

**Descriptor Code:** 7

---

### IAT7217

**Explanation:**

▶▶— DJdevnum (jobid):— INSUFFICIENT STORAGE AVAILABLE FOR DJ PROCESSING—▶▶

The dump job dynamic support program (DSP) could not obtain enough storage for its tape I/O buffers. *DJdevnum (jobid)* indicates the dump job DSP that issued the message, where *devnum* is the tape device number and *jobid* identifies the DSP.

**System action:** The dump job DSP issues message IAT7200 and ends.

**Operator response:** Enter a \*CALL command for the dump job DSP later, when the system load on JES3 has been reduced.

**Module:**

**Containing**  
IATDJDT  
IATDJDT

**Detecting**  
IATDJDT  
IATDJOB

**Issuing**  
IATDJDT  
IATDJOB

**Routing Code:** Note 18

**Descriptor Code:** 7

---

### IAT7218

**Explanation:**

▶▶— DJdevnum (jobid):— READY UNIT— *dev*,— OR ISSUE '\*START' OR '\*CANCEL'—▶▶

The dump job DSP has detected that intervention is required for the specified device.

**System action:** The system waits for the operator to ready the device or issue either the \*START or \*CANCEL command.

**Operator response:** Ready the device, or issue a \*START command to continue processing, or issue a \*CANCEL command to end the dump job DSP.

**Module:**

**Containing**  
IATDJDT

**Detecting**  
IATDJDT

**Issuing**  
IATDJDT

---

### IAT7219

**Explanation:**

▶▶— DJdevnum (jobid):— UNABLE TO LOAD MODULE— *module*—▶▶

The dump job DSP issued an ALOAD macro request for the indicated module and the request failed. *DJdevnum (jobid)* indicates the dump job DSP that issued the message, where *devnum* is the tape device number and *jobid* identifies the DSP.

If a tape unit has not been allocated, then the characters ### are displayed instead of a device number.



**System action:** The dump job DSP ends.

**Operator response:** Notify your system programmer.

**Programmer response:** Verify that the module is present in one of the following:

- The STEPLIB concatenation defined in the JES3 procedure.
- The linklist specified in response to message IEA101A SPECIFY SYSTEM PARAMETERS FOR RELEASE *xx.yy.zz*.

**Problem determination:** See Table I, items 2, 7c, and 13; Table III, items 4, 5, 6, 20, and 21.

**Module:**

Containing	Detecting	Issuing
IATDJDT	IATDJOB	IATDJDT

**Routing Code:** Note 18

**Descriptor Code:** 7

## IAT7220

**Explanation:**

▶▶— DJdevnum (jobid):— FUNCTION COMPLETE ON UNIT— *dev*—————▶▶

The current DJ request has successfully or abnormally completed.

DJ*devnum* (*jobid*) indicates the dump job DSP that issued the message, where *devnum* is the tape device number and *jobid* identifies the DSP.

**System action:** JES3 also issues message IAT7228 and the dump job DSP waits for a \*START or \*CANCEL command.

**Operator response:** Enter a \*CANCEL command to end the dump job DSP or a \*START command to continue processing.

**Module:**

Containing	Detecting	Issuing
IATDJDT	IATDJOB	IATDJDT

**Routing Code:** Note 13

**Descriptor Code:** 7

## IAT7221

**Explanation:**

▶▶— DJdevnum (jobid):— DJ TAPE I/O ERROR — *dev,compcode,op,csw,sens0,sens1*—————▶▶

An uncorrectable tape I/O error has been detected by the dump job DSP on the indicated device. DJ*devnum jobno* indicates the dump job DSP that issued the message, where *devnum* is the tape device number and *jobno* is the job number assigned to the DSP.

**System action:** The dump job DSP stops processing of the current dump job request and issues messages IAT7220 and IAT7228 to request a new \*START or \*CANCEL command.

**Operator response:** Notify the system programmer. Enter a \*CANCEL command to end the dump job DSP or a \*START command to continue processing.

**Programmer response:** Scan the SYS1.LOGREC entries to determine the type of I/O error encountered on the tape unit. If the LOGREC entries indicate the error occurs repeatedly for the tape unit, the error is a permanent I/O error. Contact IBM for hardware support.

**Problem determination:** See Table I, items 18 and 30.

## IAT7222 • IAT7223

### Module:

**Containing**  
IATDJDT

**Detecting**  
IATDJOB

**Issuing**  
IATDJDT

**Routing Code:** Note 18

**Descriptor Code:** –

---

### IAT7222

#### Explanation:

▶▶— DJdevnum (jobid):— END-OF-VOLUME ON UNIT— *dev*— WHILE DUMPING JOB— *jobname (jobid)*————▶▶

An EOF condition occurred while writing the indicated job to tape.

DJdevnum (*jobid*) indicates the dump job DSP that issued the message, where *devnum* is the tape device number and *jobid* identifies the DSP.

**System action:** The dump job DSP temporarily suspends processing on the job and issues message IAT7223 requesting a new tape be mounted on the same tape drive.

**Operator response:** Wait for message IAT7223 and take the action indicated by the message.

### Module:

**Containing**  
IATDJDT

**Detecting**  
IATDJOT

**Issuing**  
IATDJDT

**Routing Code:** Note 18

**Descriptor Code:** 7

---

### IAT7223

#### Explanation:

▶▶— DJdevnum (jobid):— MOUNT VOLUME NUMBER— *nn*— ON UNIT— *dev*————▶▶

The indicated tape must be mounted on unit *dev* to process multiple volume DJ files. This message is preceded by message IAT7222, indicating that processing is suspended until a new tape is mounted.

DJdevnum (*jobid*) indicates the dump job DSP that issued the message, where *devnum* is the tape device number and *jobid* identifies the DSP.

**System action:** The dump job DSP waits for a tape to be mounted on the specified drive. Once a tape is mounted, the dump job DSP resumes dumping the job that it was processing at the time it detected end-of-volume.

**Operator response:** Mount another tape for DJ output on device *dev*.

### Module:

**Containing**  
IATDJDT

**Detecting**  
IATDJOT

**Issuing**  
IATDJDT

**Routing Code:** Note 18

**Descriptor Code:** 2,7

---

---

**IAT7224****Explanation:**

▶▶— DJdevnum (jobid):— JOB— *jobname (jobid)*— CANNOT BE DUMPED - IS A MEMBER OF NET— *djnet*————▶▶

The indicated job is within the job range specified on the \*START command, but since it is a member of a DJC network, the job cannot be dumped by itself. To dump the job, the entire DJC network must be dumped. DJdevnum (*jobid*) indicates the dump job DSP that issued the message, where *devnum* is the tape device number and *jobid* identifies the DSP.

**System action:** The dump job DSP bypasses dumping the indicated job and continues processing if more jobs need to be dumped based on the specified job selection criteria.

**Operator response:** If the job must be dumped, wait for the current dump request to complete. Then, place the network in DJC network hold, and enter the \*START,DJdevnum,N=*djnet* command to dump the entire DJC network.

**Module:**

Containing	Detecting	Issuing
IATDJDT	IATDJOT	IATDJDT

**Routing Code:** Note 18

**Descriptor Code:** 7

---

**IAT7225****Explanation:**

▶▶— DJdevnum (jobid):—"DUMP JOB" PASSWORD MISMATCH————▶▶

The dump job DSP requires that a password be entered; either the password was incorrectly specified or was not specified at all on the \*CALL command. DJdevnum (*jobid*) indicates the dump job DSP that issued the message, where *devnum* is the tape device number and *jobid* identifies the DSP. If a tape unit has not yet been allocated, then the characters ### are displayed instead of a device address.

**System action:** The dump job DSP issues message IAT7200 and then ends.

**Operator response:** Verify the DJ password, and enter the \*CALL command again, specifying the correct password.

**Module:**

Containing	Detecting	Issuing
IATDJDT	IATDJOB	IATDJDT

**Routing Code:** Note 18

**Descriptor Code:** 7

---

**IAT7226****Explanation:**

▶▶— DJdev (jobid):— JOB— *jobname (jobid)*— CANNOT BE DUMPED -- IS ACTIVE IN— *dspname*————▶▶

When DJ examined the scheduler elements of the indicated job to determine what phase of processing the job was in, DJ detected that the job is currently scheduled for processing under the indicated DSP. Therefore, the job cannot be dumped at this time. The job can be dumped after it completes MAIN processing. DJdev (*jobid*) indicates the dump job DSP that issued the message, where *dev* is the tape device number and *jobid* identifies the DSP.

## IAT7227 • IAT7228

**System action:** The dump job DSP bypasses dumping the indicated job and continues processing if there are more jobs that need to be dumped based on the specified job selection criteria.

**Operator response:** If the job is to be dumped at the end of its currently active phase, place the job in operator hold to prevent the job from being scheduled for further processing (see *z/OS JES3 Commands*). Once the current dump request is complete and messages IAT7220 and IAT7228 are issued, enter the \*START,DJ*dev*,J=*jobno* command to try to dump the job again.

**Module:**

Containing	Detecting	Issuing
IATDJDT	IATDJOT	IATDJDT

**Routing Code:** Note 18

**Descriptor Code:** 7

---

### IAT7227

**Explanation:**

▶▶— DJ*dev* (*jobid*):— JOB (*jobid*):— DOES NOT EXIST IN JES3 QUEUE—▶▶

The indicated job number that was specified on the J= operand of the \*START command is not in the system. DJ*dev* (*jobid*) indicates the dump job DSP that issued the message, where *dev* is the tape device number and *jobid* identifies the DSP.

**System action:** The dump job DSP issues messages IAT7220 and IAT7228 and waits for either a \*CANCEL command to end processing or another \*START command to continue processing.

**Operator response:** Check the job number of the job you intended to dump and try again.

**Module:**

Containing	Detecting	Issuing
IATDJDT	IATDJOT	IATDJDT

**Routing Code:** Note 18

**Descriptor Code:** 7

---

### IAT7228

**Explanation:**

▶▶— ISSUE START OR CANCEL FOR DJ—(*jobid*) (*devnum*)—▶▶

The dump job DSP is ready to accept a \*START or \*CANCEL command.  
In the message text:

*jobid* The job identifier of the DSP that issued the message.

*dev* The tape device number.

**System action:** The dump job DSP waits for a \*START or \*CANCEL command.

**Operator response:** Enter a \*CANCEL command to end the dump job DSP or a \*START command to continue processing.

**Module:**

Containing	Detecting	Issuing
IATDJDT	IATDJOB	IATDJMGS

**Routing Code:** Note 18

**Descriptor Code:** 2,7

IAT7229

**Explanation:**

▶▶— DJdev (jobid):— SUCCESSFULLY DUMPED— FOR JOB— *jobname (jobid)*—  
 └── ,NET— *djnet*—

The indicated job has been successfully copied, control block by control block, to tape. If the job is a member of a DJC network, the name of the DJC network will be identified in the message text.

DJdev (jobid) indicates the dump job DSP that issued the message, where dev is the tape device number and jobid identifies the DSP.

**System action:** Processing continues with the next job in the specified job range.

**Operator response:** None. This is an informational message.

**Module:**

Containing	Detecting	Issuing
IATDJDT	IATDJOT	IATDJDT

**Routing Code:** Note 18

**Descriptor Code:** 7

IAT7230

**Explanation:**

▶▶— DJdev (jobid):— DUMP PROCESSING COMPLETE FOR—  
 └── NET— *djnet*—  
 └── JOB RANGE— (*jobid1-jobid2*)—  
 └── JOBCCLASS— *cls*—  
 └── PRIORITY LEVEL— *prty*—  
 └── DD NAME— *ddn*—  
 └── JOBS REQUEST—  
 └── NETS REQUEST—  
 └── ALL REQUEST—

DJ successfully completed dump processing for the indicated category of jobs. All jobs in the indicated category that could possibly be dumped were dumped. However, there may have been some jobs that could not be dumped successfully. See the DJ message log for a list of which jobs were successfully dumped and which ones were not. DJdev (jobid) indicates the dump job DSP that issued the message, where dev is the tape device number and either jobno or jobid identifies the DSP.

**System action:** Processing continues if the category of jobs is only a subset of the job range that was specified by the current \*START command request. Otherwise, messages IAT7220 and IAT7228 are issued to ask for a new \*START command or a \*CANCEL command.

**Operator response:** When messages IAT7220 and IAT7228 are issued, either specify a \*CANCEL command to end the DSP, or enter a new \*START command.

**Module:**

Containing	Detecting	Issuing
IATDJDT	IATDJOT	IATDJDT

**Routing Code:** Note 18

**Descriptor Code:** 7

IAT7231

**Explanation:**

```

▶▶— DJdev (jobid):— DUMP PROCESSING ABORTED FOR
      — NET— djnet
      — JOB RANGE— (jobid1-jobid2)
      — JOBCLASS— cls
      — PRIORITY LEVEL— prty
      — DD NAME— ddn
      — JOBS REQUEST
      — NETS REQUEST
      — ALL REQUEST
  
```

Due to either an error or a \*CANCEL command, DJ output processing was ended before normal completion of the indicated category of jobs. If the job ended because of an error, this message will be preceded by a diagnostic message.

DJdev (jobid) indicates the dump job DSP that issued the message, where dev is the tape device number and either jobno or jobid identifies the DSP.

**System action:** If processing was ended prematurely by a \*CANCEL command, the dump job DSP ends.

If processing was ended prematurely by an error and the indicated category of jobs is only a subset of the jobs specified by the current \*START request, DJ will attempt to continue. For example, if the current \*START request was a JOBS request and processing was canceled for priority level 14 jobs, DJ will attempt to continue dumping jobs in the next priority level (for example, priority 13). If processing cannot be continued because of the severity of the error, DJ ends the current \*START request and issues messages IAT7220 and IAT7228 to prompt for a new \*START command or a \*CANCEL command.

When processing of a specific job is canceled because of an error, DJ will always attempt to backspace over any records for the job that had been written to tape before the error.

**Operator response:** If messages IAT7220 and IAT7228 are issued, either specify a \*CANCEL command to end the DSP, or enter a new \*START command.

**Module:**

Containing	Detecting	Issuing
IATDJDT	IATDJOT	IATDJDT

**Routing Code:** Note 18

**Descriptor Code:** 7

IAT7232

**Explanation:**

```

▶▶— DJdev (jobid):— JOB jobname (jobid)— DOESN'T HAVE A PURGE S.E.
  
```

While attempting to honor a DISP=PURGE request, DJ encountered a JCT entry without a purge scheduler element. DJdev (jobno) indicates the dump job DSP that issued the message, where dev is the tape device number and jobid identifies the DSP.

**System action:** If possible, DJ attempts to continue dumping other jobs in the specified job range. Otherwise, DJ ends the current \*START request and issues messages IAT7220 and IAT7228 to request a new \*START command or a \*CANCEL command.

**Operator response:** Notify your system programmer.

**Programmer response:** See Chapter 30, "Problem Determination," on page 1135.

**Problem determination:** See Chapter 30, "Problem Determination," on page 1135, Table I, item 29, and Table III, items 4 and 14.

**Module:**

**Containing**  
IATDJDT

**Detecting**  
IATDJOT

**Issuing**  
IATDJDT

**Routing Code:** Note 18

**Descriptor Code:** 7

**IAT7233****Explanation:**

▶▶— DJdev (jobid):— DSN=— IS NOT ALLOWED WITH SERVER=NO—▶▶

The DSN= parameter is not allowed to be specified with SERVER=NO on the \*CALL,DJ command.

DJdev (jobno) indicates the dump job DSP that issued the message, where dev is the tape device number and jobid identifies the DSP. If a tape unit has not yet been allocated, then the characters ##### are displayed instead of a device number.

**System action:** The dump job DSP issues message IAT7200 and ends.

**Operator response:** Issue the \*CALL,DJ command with correct syntax.

**Module:**

**Containing**  
IATDJDT

**Detecting**  
IATDJOB

**Issuing**  
IATDJMGS

**Routing Code:** Note 18

**Descriptor Code:** –

**IAT7234****Explanation:**

▶▶— DJdev (jobid):— JSAM DM— xxx— ERROR DETECTED—▶▶

DJ received an error return code from the JES3 spool access method (JSAM) when attempting to read, write, or release a spool buffer. DMxxx is the JES3 dump code associated with the error.

DJdev (jobid) indicates the dump job DSP that issued the message, where dev is the tape device number and jobid identifies the DSP.

**System action:** If a job was being dumped when the error occurred, DJ ends processing of the job and issues messages IAT7231 to identify the job that failed. DJ backspaces over any data written to tape for the job. Additionally, if the job is a member of a DJC network, DJ ends processing for the entire network and issues message IAT7231 a second time to identify the network that failed. In this case, DJ does not backspace over the network jobs that were written to tape before the error. Thus, a partial dump of the network may exist on the tape.

If possible, DJ attempts to continue dumping other jobs/networks that meet the selection criteria specified on the current \*START request. If DJ cannot continue, DJ ends the current \*START request and issues messages IAT7220 and IAT7228 to request a new \*START command or a \*CANCEL command.

**Operator response:** Notify your system programmer. If messages IAT7220 and IAT7228 were issued, enter a \*CANCEL command to end the dump job DSP or a new \*START command request to continue processing.

**Programmer response:** See *z/OS JES3 Diagnosis* for a description of the indicated DMxxx code and the appropriate action to be taken.

**Problem determination:** See Table I, items 18 and 30, Table III, item 4.

**Module:**

## IAT7235

**Containing**  
IATDJDT

**Detecting**  
IATDJOT

**Issuing**  
IATDJDT

**Routing Code:** Note 18

**Descriptor Code:** 7

---

### IAT7235

#### Explanation:

▶▶— DJdev (jobid):— TAPE RECORD HEADER ERROR:— *err*—————▶▶

The header portion of a record that was read from the input tape contains unexpected data or indicates that the input is not at the expected level. One of the following error reasons will be appended to the message:

**INVALID RELEASE LEVEL** *fmid*

the release level in the header *fmid* is not the expected release level.

**INVALID DATA LEVEL** *hdrlvl djcrlvl*

the input data was translated from another JES3 release or is being translated from another release. The IATDJCR level field in the header *hdrlvl* however does not match the level field in the front end of module IATDJCR in the current release *djcrlvl*. The input data is therefore not at the right level and cannot be restored.

**"DUMP JOB" LABEL MISSING**

the header record does not contain the identifier "DUMP JOB".

**DATA LENGTH MISMATCH**

the data length in the header does not match the length that was actually read.

**INCORRECT REEL NUMBER**

the reel number in the header is not the tape reel number that was expected.

**JOB NUMBER MISMATCH**

the job number in the header is not the job number that was expected.

**RECORD OUT OF SEQUENCE**

the record number in the header is not the record number that was expected.

DJdev (*jobid*) indicates the jump job DSP that issued the message, where *dev* is the tape device number and *jobid* identifies the DSP.

**System action:** If the input is at the wrong release level or contains the wrong level of data, the dump job DSP ends. In all other cases, the dump job DSP ends only the job that was being processed and spaces forward to the next file to continue processing the next job in the specified job range.

**Operator response:** Notify the system programmer.

**Programmer response:** Enter the \*CALL,TD command to invoke the TD DSP. Then enter the \*START,TD,...,M=H command to dump the erroneous tape file. Examine the 80-byte record header for the indicated problem.

**Problem determination:** See Table I, item 29, and Table III, item 4.

#### Module:

**Containing**  
IATDJDT  
IATDJDT

**Detecting**  
IATDJOB  
IATDJIN

**Issuing**  
IATDJMGS  
IATDJMGS

**Routing Code:** Note 18

**Descriptor Code:** 7



---

**IAT7236****Explanation:**

▶▶— DJdev (jobid):— DUMP JOB SERVER ADDRESS SPACE ENDED—▶▶

The dump job server processing failed, or the operator canceled the dump job server address space through an MVS cancel command or the \*CANCEL,DJ command.

DJdev (jobid) indicates the dump job DSP that issued the message, where dev is the tape device number and jobid identifies the DSP. If a tape unit has not yet been allocated, then the characters ##### are displayed instead of a device number.

**System action:** The dump job DSP issues message IAT7200 and ends.

**Operator response:** If the dump job server address space ended because of an error, notify the system programmer.

**Programmer response:** If the dump job server address space ended because of an error, examine the error messages that were generated to determine the cause of the error. If a dump was taken, examine the dump to determine the cause of the error and contact the IBM Support Center.

**Module:**

Containing	Detecting	Issuing
IATDJSV	IATDJSV	IATDJSV

**Routing Code:** Note 18

**Descriptor Code:** –

---

**IAT7237****Explanation:**

▶▶— DJdev (jobid):— READY UNIT dev— AND ISSUE '\*START', OR ISSUE '\*CANCEL'—▶▶

The dump job DSP has detected that intervention is required for the specified device. This message is issued when the dump job DSP is running in server mode (that is, SERVER=YES was specified on the \*CALL,DJ command).

**System action:** The system waits for the operator to ready the device and issue a \*START command or for the operator to issue a \*CANCEL command.

**Operator response:** Ready the device and issue a \*START command to continue processing or issue a \*CANCEL command to end the dump job DSP.

**Module:**

Containing	Detecting	Issuing
IATDJDT	IATDJDT	IATDJDT

**Routing Code:** Note 18

**Descriptor Code:** –

---

**IAT7238****Explanation:**

▶▶— DJdev (jobid):— END OF VOLUME ON UNIT— dev— WHILE READING JOB— jobname—▶▶

An EOF condition occurred on the specified tape drive.

DJdev (jobid) indicates the dump job DSP that issued the message, where dev is the tape device number and jobid identifies the DSP.

## IAT7239 • IAT7240

**System action:** The dump job DSP issues message IAT7239 and then waits for the current tape to be unloaded and the next tape to be mounted.

**Operator response:** Dismount the current tape, and mount the next DJ tape on the same device.

**Module:**

Containing	Detecting	Issuing
IATDJDT	IATDJIN	IATDJDT

**Routing Code:** Note 18

**Descriptor Code:** 7

---

### IAT7239

**Explanation:**

▶▶— DJdev (jobid):— MOUNT VOLUME— #nn— ON UNIT— dev—————▶▶

The dump job DSP is waiting for the next input tape to be mounted on the indicated device. *nn* is the sequence number of the next input tape.

DJdev (jobid) indicates the dump job DSP that issued the message, where *dev* is the tape device number and *jobid* identifies the DSP.

**System action:** The dump job DSP waits for the new tape to be mounted.

**Operator response:** Mount the next DJ input tape on the specified device.

**Module:**

Containing	Detecting	Issuing
IATDJDT	IATDJIN	IATDJDT

**Routing Code:** Note 18

**Descriptor Code:** 7

---

### IAT7240

**Explanation:**

▶▶— DJdev (jobid):— WRONG VOLUME MOUNTED—————▶▶

The wrong tape volume was mounted.

DJdev (jobid) indicates the dump job DSP that issued the message, where *dev* is the tape device number and *jobid* identifies the DSP.

**System action:** The tape is rewound and unloaded, and the dump job DSP reissues mount message IAT7239.

**Operator response:** Mount the correct tape volume.

**Module:**

Containing	Detecting	Issuing
IATDJDT	IATDJIN	IATDJDT

**Routing Code:** Note 18

**Descriptor Code:** 7

---

---

IAT7241**Explanation:**

▶▶— DJdev (jobid):— JOB jobname— NOT FOUND ON TAPE—▶▶

The job name specified in a \*START,DJdev,J= command could not be located on the input tape. DJdev (jobid) indicates the dump job DSP that issued the message, where dev is the tape device number and jobid identifies the DSP.

**System action:** The dump job DSP issues messages IAT7220 and IAT7228 to prompt for a new \*START command or \*CANCEL command.

**Operator response:** Determine the correct name for the job, and reissue the \*START command.

**Module:**

Containing	Detecting	Issuing
IATDJDT	IATDJIN	IATDJDT

**Routing Code:** Note 18

**Descriptor Code:** 7

---

## IAT7242

**Explanation:**

▶▶— DJdev (jobid):— JOB jobname— IS A MEMBER OF NET djnet—▶▶

The job specified in a \*START,DJdev,J= command is a member of the specified network and cannot be retrieved separately. DJdev (jobid) indicates the dump job DSP that issued the message, where dev is the tape device number and jobid identifies the DSP.

**System action:** The dump job DSP issues messages IAT7220 and IAT7228 to prompt for a \*START command or \*CANCEL command.

**Operator response:** Either issue a \*START,DJdev,N=djnet,... command to dump the network that includes the indicated job or issue a \*CANCEL command to cancel the Dump Job DSP.

**Module:**

Containing	Detecting	Issuing
IATDJDT	IATDJIN	IATDJDT

**Routing Code:** Note 18

**Descriptor Code:** 7

---

## IAT7243

**Explanation:**

▶▶— DJdev (jobid):— NO JOBS OF PRIORITY— jobname— LEVEL— prty— FOUND—▶▶

In response to a \*START,DJdev,P= command, no jobs of the specified priority level could be found on the tape. DJdev (jobid) indicates the dump job DSP that issued the message, where dev is the tape device number and jobid identifies the DSP.

**System action:** The dump job DSP issues messages IAT7220 and IAT7228 to prompt for a \*START or \*CANCEL command.

## IAT7244 • IAT7245

**Operator response:** Either specify a different job range, or cancel the dump job DSP.

**Module:**

Containing	Detecting	Issuing
IATDJDT	IATDJIN	IATDJDT

**Routing Code:** Note 18

**Descriptor Code:** 7

---

### IAT7244

**Explanation:**

▶▶— DJdev—(*jobid*):— SPOOL EXTENT— *ddn*— IS NOT DEFINED TO JES3—▶▶

In response to a \*START,DJdev,DD=*ddn* command request to dump jobs with data on spool data set *ddn*, the specified spool data set is not defined to JES3.

DJdev (*jobid*) indicates the dump job DSP that issued the message, where *dev* is the tape device number and *jobid* identifies the DSP.

**System action:** The dump job DSP issues messages IAT7220 and IAT7228 to prompt for another \*START command or a \*CANCEL command.

**Operator response:** Reissue a \*START command with another request. or a \*CANCEL command to end the dump job DSP.

**Module:**

Containing	Detecting	Issuing
IATDJOB	IATDJOB	IATDJOB

**Routing Code:** Note 18

**Descriptor Code:** 7

---

### IAT7245

**Explanation:**

▶▶— DJdev (*jobid*):— END-OF-TAPE WHILE READING— *jobname*— PRIORITY LEVEL— *prty*—▶▶

The end of the DJ tape was encountered while scanning the tape for more jobs of the specified priority level.

DJdev (*jobid*) indicates the dump job DSP that issued the message, where *dev* is the tape device number and *jobid* identifies the DSP.

**System action:** The dump job DSP issues messages IAT7220 and IAT7228 to prompt for a new \*START command or \*CANCEL command.

**Operator response:** Issue a \*START command to continue processing or a \*CANCEL command to end DJ processing.

**Module:**

Containing	Detecting	Issuing
IATDJDT	IATDJIN	IATDJDT

**Routing Code:** Note 18

**Descriptor Code:** 7

---

IAT7246**Explanation:**

►►— DJdev (jobid):— JOB NETWORK— *djnet*— NOT FOUND—►►

Jobs belonging to the network specified in a \*START,DJ*dev*,N= command could not be located on the input tape. DJ*dev* (*jobid*) indicates the dump job DSP that issued the message, where *dev* is the tape device number and *jobid* identifies the DSP.

**System action:** The dump job DSP issues messages IAT7220 and IAT7228 to prompt for a new \*START command or \*CANCEL command.

**Operator response:** Issue a \*START command to continue processing or a \*CANCEL command to end DJ processing.

**Module:**

Containing	Detecting	Issuing
IATDJDT	IATDJIN	IATDJDT

**Routing Code:** Note 18

**Descriptor Code:** 7

---

## IAT7248

**Explanation:**

►►— DJdev (jobid):— END OF TAPE WHILE READING— JOB NETWORK— *djnet*—►►

The end of the DJ tape was encountered while scanning for more jobs of the specified network. Since no more jobs were found before end-of-tape, DJ considers restoration of the network to be complete. DJ*dev* (*jobid*) indicates the dump job DSP that issued the message, where *dev* is the tape device number and *jobid* identifies the DSP.

**System action:** The dump job DSP issues messages IAT7220 and IAT7228 to prompt for a new \*START command or \*CANCEL command to be entered.

**Operator response:** Issue a \*START command to continue or a \*CANCEL command to end DJ processing.

**Module:**

Containing	Detecting	Issuing
IATDJDT	IATDJIN	IATDJDT

**Routing Code:** Note 18

**Descriptor Code:** 7

---

## IAT7249

**Explanation:**

►►— DJdev (jobid):— CURRENT JES3 BUFSIZE— *nnnn*—  $\begin{matrix} < \\ > \end{matrix}$ — INPUT TAPE BUFSIZE— *nnnn*—►►

The JES3 buffer size of the system which created the input tape is different from the buffer size of the current JES3 system.

DJ*dev* (*jobid*) indicates the dump job DSP that issued the message, where *dev* is the tape device number and *jobid* identifies the job DSP.

**System action:** If the inequality is less than (<), the dump job DSP issues message IAT7250 and then ends the

## IAT7250 • IAT7251

\*START request currently being processed. If the inequality is greater than (>), the dump job DSP continues processing after issuing a warning message, IAT7251.

**Operator response:** None. This is an informational message.

**Module:**

Containing	Detecting	Issuing
IATDJDT	IATDJIN	IATDJDT

**Routing Code:** Note 18

**Descriptor Code:** 7

---

### IAT7250

**Explanation:**

▶▶— DJdev (jobid):— PROCESSING ABORTED DUE TO— INSUFFICIENT BUFFER SIZE—▶▶

The current JES3 buffer size is smaller than that of the JES3 system which created the input tape. This message is preceded by message IAT7249.

DJdev (jobid) indicates the dump job DSP that issued the message, where dev is the tape device number and jobid identifies the DSP.

**System action:** The dump job DSP ends processing the current \*START request and issues messages IAT7220 and IAT7228 to prompt for a new \*START command or \*CANCEL command to be entered.

**Operator response:** Notify the system programmer. Issue a \*START command to continue processing or a \*CANCEL command to end DJ processing.

**Programmer response:** If it is necessary to restore the jobs from the input tape to the current JES3 system, the buffer size of the current JES3 system will have to be changed so it is equal to or larger than the buffer size that was used to create the tape. This will require a cold start.

**Module:**

Containing	Detecting	Issuing
IATDJDT	IATDJIN	IATDJDT

**Routing Code:** Note 18

**Descriptor Code:** 7

---

### IAT7251

**Explanation:**

▶▶— DJdev (jobid):— PROCESSING COMMENCING— WITH BUFFER SIZE MISMATCH—▶▶

The current JES3 buffer size is larger than that of the JES3 system which created the input tape. This message is preceded by message IAT7249.

DJdev (jobid) indicates the dump job DSP that issued the message, where dev is the tape device number and jobid identifies the DSP.

**System action:** The dump job DSP processing continues.

**Operator response:** None. This is an informational message.

**Module:**

Containing	Detecting	Issuing
IATDJDT	IATDJIN	IATDJDT

**Routing Code:** Note 18

**Descriptor Code:** 7

### IAT7252

**Explanation:**

▶▶— DJdev (jobid):— JOB— *jobname (jobid)*— CANNOT BE DUMPED - IT IS A CALLED DSP————▶▶

The indicated job is within the range of jobs to be dumped, but the job cannot be dumped because DJ does not support dumping called DSPs.

DJdev (*jobid*) indicates the dump job DSP that issued the message, where *dev* is the tape unit address and *jobid* identifies the DSP.

**System action:** The dump job DSP bypasses dumping the job and continues processing if there are more jobs to be dumped based on the job selection criteria that was specified.

**Operator response:** None. This is an informational message.

**Module:**

Containing	Detecting	Issuing
IATDJDT	IATDJOT	IATDJDT

**Routing Code:** Note 18

**Descriptor Code:** 7

### IAT7253

**Explanation:**

▶▶— DJdev (jobid):— 

nnn
NO

 JOB— 

s
---

 SUCCESSFULLY DUMPED TO TAPE————▶▶

This message is a summary message that indicates the number of jobs that were successfully dumped in response to a \*START command request in output mode.

DJdev (*jobid*) indicates the dump job DSP that issued the message, where *dev* is the tape device number and *jobid* identifies the DSP.

**System action:** DJ processing of the current \*START command request is complete. The dump job DSP issues messages IAT7220 and IAT7228 to prompt for a new \*START command or a \*CANCEL command.

**Operator response:** Issue a new \*START command to continue processing or a \*CANCEL command to end DJ processing.

**Module:**

Containing	Detecting	Issuing
IATDJDT	IATDJOT	IATDJDT

**Routing Code:** Note 18

**Descriptor Code:** 7

## IAT7254 • IAT7256

---

### IAT7254

#### Explanation:

▶▶ DJdev (jobid):— UNEXPECTED CTRL BLK FOUND— READING JOB— (jobid) :— blkname—▶▶  
└─ jobname—  
└─ djnet—

The indicated control block was found in an unexpected sequence on the input tape.

DJdev (jobid) indicates the Dump Job DSP that issued the message, where dev is the tape device number and jobid identifies the DSP.

**System action:** The dump job DSP ends restoring the indicated job and continues processing with the next job in the job range.

**Operator response:** Notify your system programmer.

**Programmer response:** Search the Problem Repository Data Base for a fix for this problem. If a fix does not exist, contact the IBM Support Center.

**Problem determination:** See Table I, item 29, and Table III, item 4.

#### Module:

Containing	Detecting	Issuing
IATDJDT	IATDJIN	IATDJDT

**Routing Code:** Note 18

**Descriptor Code:** 7

---

### IAT7255

#### Explanation:

▶▶ DJdev (jobid):— JOB— jobname (old-jobid)————▶▶  
▶— ENTERED INTO PRIORITY— prty— AS JOB— (new-jobid)————▶▶

Input processing has successfully retrieved and restored the indicated job.

DJdev (jobid) indicates the dump job DSP that issued the message, where dev is the tape device number and jobid identifies the DSP.

If the old jobid contains JOB\*\*\*\*\* it means that the job was dumped on a higher JES3 release and had a job number that was greater than 65,534.

**System action:** Processing continues with the next job in the job range.

**Operator response:** None. This is an informational message.

#### Module:

Containing	Detecting	Issuing
IATDJDT	IATDJIN	IATDJDT

**Routing Code:** Note 18

**Descriptor Code:** 7

---

### IAT7256

#### Explanation:



▶▶— DJdev (jobid):— DISK ERROR WHILE CHECKING— JDS CHAIN FOR TAT'S—▶▶

DJ received a JSAM error return code while reading the JDS chain. DJ was purging tracks allocated to a job that is being ended because of an error described in a previous message. This message is preceded by a message describing the reason for discontinuing processing the job.

DJdev (jobid) indicates the dump job DSP that issued the message, where dev is the tape device number and jobid identifies the DSP.

**System action:** The job had already encountered problems and is being discontinued.

**Operator response:** Notify the system programmer.

**Programmer response:** See Chapter 30, “Problem Determination,” on page 1135.

**Problem determination:** See Chapter 30, “Problem Determination,” on page 1135, Table III, item 4.

**Module:**

Containing	Detecting	Issuing
IATDJDT	IATDJIN	IATDJDT

**Routing Code:** Note 18

**Descriptor Code:** 7

## IAT7257

**Explanation:**

▶▶— DJdev (jobid):— ERROR WRITING— blkname— FOR JOB— jobname— TO SPOOL - DMxxx—▶▶

DJ received a JSAM error return code on an attempt to write a control block or chain of control blocks to spool. DMxxx is the JES3 dump code associated with the error.

DJdev (jobid) indicates the dump job DSP that issued the message, where dev is the tape device number and jobid identifies the DSP.

**System action:** The dump job DSP ends processing of the indicated job, and continues processing with the next job in the job range. This message is followed by message IAT7280 to indicate that restore processing is ended for the indicated job. However, if the job is a member of a DJC network, the dump job DSP does not end processing for the entire DJC network but marks the indicated job “FAILED” in an appropriate network control block (NCB).

**Operator response:** Notify the system programmer.

**Programmer response:** See z/OS JES3 Diagnosis Reference for a description of the indicated DMxxx code and the appropriate action to be taken.

**Problem determination:** See Table III, item 4.

**Module:**

Containing	Detecting	Issuing
IATDJDT	IATDJIN	IATDJDT

**Routing Code:** Note 18

**Descriptor Code:** 7

## IAT7258

**Explanation:**

▶▶— DJdev (jobid):— ALOCATE/ABLOCK OR TAPE— ERROR READING MRF— ddn— FOR JOB— jobname—▶▶

An I/O error occurred while rebuilding the indicated multi-record file (MRF) for the indicated job.

## IAT7259 • IAT7260

DJdev (*jobid*) indicates the dump job DSP that issued the message, where *dev* is the tape device number and *jobid* identifies the DSP.

**System action:** The dump job DSP ends restoring the indicated job and continues processing with the next job in the job range.

**Operator response:** None. This is an informational message.

**Problem determination:** See Table III, item 4.

**Module:**

Containing	Detecting	Issuing
IATDJDT	IATDJIN	IATDJDT

**Routing Code:** Note 18

**Descriptor Code:** 7

---

### IAT7259

**Explanation:**

▶▶ DJdev (*jobid*):— JSAM DMxxx— ERROR WHILE CLOSING— 

MRF— <i>ddn</i>
SWBDATA

— FOR JOB— *jobname*—▶▶

An error return code was received when an ACLOSE macro was issued to close the indicated multi-record file (MRF). DMxxx is the JES3 dump code associated with the error.

DJdev (*jobid*) indicates the dump job DSP that issued the message, where *dev* is the tape device number and *jobid* identifies the DSP.

**System action:** The dump job DSP ends restoring the indicated job and continues processing with the next job in the job range.

**Operator response:** Notify the system programmer.

**Programmer response:** See z/OS JES3 *Diagnosis Reference* for a description of the indicated DMxxx code and the appropriate action to be taken.

**Problem determination:** See Table III, item 4.

**Module:**

Containing	Detecting	Issuing
IATDJDT	IATDJIN	IATDJDT

**Routing Code:** Note 18

**Descriptor Code:** 7

---

### IAT7260

**Explanation:**

▶▶ DJdev (*jobid*):— INPUT MRF— (*tap-file-name*)— EXPECTED MRF— (*extended-ddn*)—▶▶  
▶— FOR JOB— *jobname*—▶▶

The multi-record file (MRF) on the input tape does not match the file expected by the JDS rebuilding routine. DJdev (*jobid*) indicates the dump job DSP that issued the message, where *dev* is the tape device number and *jobid* identifies the DSP.

**System action:** The dump job DSP ends restoring the indicated job and processing continues with the next job in the job range.

**Operator response:** Notify your system programmer.

**Programmer response:** See Chapter 30, “Problem Determination,” on page 1135. Search the Problem Repository Data Base for a fix for this problem. If a fix does not exist, contact the IBM Support Center.

**Problem determination:** See Chapter 30, “Problem Determination,” on page 1135, Table III, item 4.

**Module:**

Containing	Detecting	Issuing
IATDJDT	IATDJIN	IATDJDT

**Routing Code:** Note 18

**Descriptor Code:** 7

## IAT7261

**Explanation:**

▶▶— DJdev (jobid):— EXTRA JDAB S.E. PARAMETER— BUFFER FOUND FOR JOB— *jobname*—————▶▶

More scheduler element parameter buffers were found on tape than the JDAB originally identified. DJdev (*jobid*) indicates the dump job DSP that issued the message, where *dev* is the tape device number and *jobid* identifies the DSP.

**System action:** The dump job DSP ends restoring the indicated job and processing continues with the next job in the job range.

**Operator response:** Notify your system programmer.

**Programmer response:** See Chapter 30, “Problem Determination,” on page 1135. Search the Problem Repository Data Base for a fix for this problem. If a fix does not exist, contact the IBM Support Center.

**Problem determination:** See Chapter 30, “Problem Determination,” on page 1135, Table III, item 4.

**Module:**

Containing	Detecting	Issuing
IATDJDT	IATDJIN	IATDJDT

**Routing Code:** Note 18

**Descriptor Code:** 7

## IAT7262

**Explanation:**

▶▶— DJdev (jobid):— RESTORE FAILED FOR JOB— *jobname (jobid)*— SAF FAILURE—————▶▶

The restore attempt was failed by SAF checking. Ensure that the job owner has authority to enter jobs into JES3 using the specified job class. For more information, refer to *z/OS JES3 Initialization and Tuning Guide*

**System action:** The dump job DSP ends restoring the indicated job and processing continues with the next job in the job range.

**Operator response:** Notify your system programmer.

**Programmer response:** See Chapter 30, “Problem Determination,” on page 1135. Search the Problem Repository Data Base for a fix for this problem. If a fix does not exist, contact the IBM Support Center.

**Problem determination:** See Chapter 30, “Problem Determination,” on page 1135.

**Module:**

## IAT7264 • IAT7265

**Containing**  
IATDJDT

**Detecting**  
IATDJIN

**Issuing**  
IATDJDT

**Routing Code:** Note 18

**Descriptor Code:** 7

---

### IAT7264

**Explanation:**

▶▶— DJdev (jobid):— END-OF-TAPE ENCOUNTERED—▶▶

The DJ tape EOF mark was encountered.

DJdev (jobid) indicates the dump job DSP that issued the message, where dev is the tape device number and jobid identifies the DSP.

**System action:** The dump job DSP ends input processing and issues messages IAT7220 and IAT7228 to prompt for a new \*START command or \*CANCEL command.

**Operator response:** Issue a new \*START command to continue processing or a \*CANCEL command to end DJ processing.

**Module:**

**Containing**  
IATDJDT

**Detecting**  
IATDJIN

**Issuing**  
IATDJDT

**Routing Code:** Note 18

**Descriptor Code:** 7

---

### IAT7265

**Explanation:**

▶▶— DJdev (jobid):— END-OF-TAPE WHILE— READING JOB CLASS— cls—▶▶

The end of the DJ tape was encountered while scanning the tape for more jobs in the specified job class.

DJdev (jobid) indicates the dump job DSP that issued the message, where dev is the tape device number and jobid identifies the DSP.

**System action:** The dump job DSP ends restoring of jobs in the specified job class and issues messages IAT7220 and IAT7228 to prompt for a new \*START command or \*CANCEL command to be entered.

**Operator response:** Issue a \*START command to continue processing or a \*CANCEL command to end DJ processing.

**Module:**

**Containing**  
IATDJDT

**Detecting**  
IATDJIN

**Issuing**  
IATDJDT

**Routing Code:** Note 18

**Descriptor Code:** 7

---

---

IAT7266**Explanation:**

▶▶— DJdev (jobid):— DJC NETWORK— *djnet*— ALREADY EXISTS—▶▶

This message is issued in response to a \*START,DJ*dev*,N=*djnet* command when the specified dependent job control (DJC) network *djnet* was found on tape but could not be restored because it already exists in the JES3 system. DJ*dev* (*jobid*) indicates the dump job DSP that issued the message, where *dev* is the tape device number and *jobid* identifies the DSP.

**System action:** The dump job DSP issues messages IAT7220 and IAT7228 to prompt for a \*START or \*CANCEL command to be entered.

**Operator response:** Wait until the current network ends, then reissue the \*START command to restore the desired DJC network.

**Module:**

Containing	Detecting	Issuing
IATDJDT	IATDJIN	IATDJDT

**Routing Code:** Note 18

**Descriptor Code:** 7

---

## IAT7267

**Explanation:**

▶▶— DJdev (jobid):— ERROR BUILDING NCB'S FOR— NET— *djnet*;— NETWORK ABANDONED—▶▶

An I/O error occurred while reconstructing DJC network control blocks (NCBs) for the indicated DJC network. DJ*dev* (*jobid*) indicates the dump job DSP that issued the message, where *dev* is the tape device number and *jobid* identifies the DSP.

**System action:** The dump job DSP discontinues processing of the network and spaces the tape forward to the end of the network's jobs. If possible, DJ attempts to continue with the next job or DJC network in the selection criteria. Otherwise, DJ issues messages IAT7220 and IAT7228 to prompt for a new \*START command or \*CANCEL command.

**Operator response:** Notify the system programmer.

**Programmer response:** See Chapter 30, "Problem Determination," on page 1135.

**Problem determination:** See Chapter 30, "Problem Determination," on page 1135, Table I, item 18, and Table III, item 4.

**Module:**

Containing	Detecting	Issuing
IATDJDT	IATDJIN	IATDJDT

**Routing Code:** Note 18

**Descriptor Code:** 7

---

## IAT7269

**Explanation:**

▶▶— DJdev (jobid):— ERROR DUMPING JNCB AND— NCBS FOR NET— *djnet*;—▶▶

A tape error, spool error, translation error, or \*CANCEL command occurred while dumping the network control

## IAT7270 • IAT7271

blocks for the indicated DJC network. In the case of a tape, spool, or translation error, this message is preceded by a diagnostic message indicating the specific nature of the error.

DJ*dev* (*jobid*) indicates the dump job DSP that issued the message, where *dev* is the tape device number and *jobid* identifies the DSP.

**System action:** In the case of a tape, spool, or translation error, the dump job DSP attempts to backspace over any data for the indicated DJC network that was written to tape before the error. The dump job DSP ends dump processing for the indicated DJC network and continues processing if there are more DJC networks or jobs that need to be dumped. Based on the selection criteria specified on the current \*START command request.

**Operator response:** Notify the system programmer.

**Programmer response:** See Chapter 30, "Problem Determination," on page 1135.

**Problem determination:** See Chapter 30, "Problem Determination," on page 1135, Table I, item 18, and Table III, item 4.

**Module:**

Containing	Detecting	Issuing
IATDJDT	IATDJOT	IATDJDT

**Routing Code:** Note 18

**Descriptor Code:** 7

---

### IAT7270

**Explanation:**

▶▶— DJ*dev* (*jobid*):— JOB— *jobname* (*jobid*)— OF NET— *djnet*— NOT DUMPED - HAS COMPLETED DJC NET—▶▶

The indicated job has completed processing and is no longer marked as a DJC network job. Although the job may still exist on the JES3 job queue, it is no longer considered to be a part of the DJC network. Therefore, the job is not dumped with the network.

DJ*dev* (*jobid*) indicates the dump job DSP that issued the message, where *dev* is the tape device number and *jobid* identifies the DSP.

**System action:** Processing continues with the next member of the network.

**Operator response:** If the indicated job is still on the JES3 job queue and you want to dump it, wait for the current DJ \*START command request to complete. Issue a \*START,DJ*dev*,J=*jobno* command to dump the job.

**Module:**

Containing	Detecting	Issuing
IATDJDT	IATDJOT	IATDJDT

**Routing Code:** Note 18

**Descriptor Code:** 7

---

### IAT7271

**Explanation:**

▶▶— DJ*dev* (*jobid*):— MOUNT VOLUME #1,— OR START DJ IN— "OLD" MODE—▶▶

The operator has mounted other than the first tape volume of the DJ tape during restore processing.

DJ*dev* (*jobid*) indicates the dump job DSP that issued the message, where *dev* is the tape device number and *jobid* identifies the DSP.

**System action:** Dump job issues messages IAT7220 and IAT7228 to request a new \*START or \*CANCEL command.

**Operator response:** Unless DJ is to scan only the current tape volume, find and mount the first of the set. If the

target of the search is known to be on the current tape, issue the \*START,DJ*dev*,...,OLD command.

**Module:**

Containing	Detecting	Issuing
IATDJDT	IATDJIN	IATDJDT

**Routing Code:** Note 18

**Descriptor Code:** 7

**IAT7272**

**Explanation:**

▶▶— DJ*dev* (*jobid*):— OUTDSN=— JES3.DJ.D— *yyyddd*—.T— *hhmms*—▶▶

After the dump job server address space has successfully initialized, dump job issues this message to indicate that it is ready to begin dumping jobs to tape. The name specified for OUTDSN= must be specified on the \*CALL,DJ command when you restore the jobs from tape.

**System action:** This message is issued to indicate that dump job is ready to begin dumping jobs to tape.

**Operator response:** Issue the \*CALL,DJ command using the name indicated in OUTDSN= to begin dumping jobs to tape.

**Module:**

Containing	Detecting	Issuing
IATDJDT	IATDJOB	IATDJMGS

**Routing Code:** Note 18

**Descriptor Code:** 7

**IAT7273**

**Explanation:**

▶▶— DJ*dev* (*jobid*):— ERROR DUMPING DATASET— *dsn*,— CONTINUING—▶▶

During dump job processing, a permanent I/O error occurred while dumping the indicated data set from spool to tape. The data set is a five-part identifier that consists of *nodename*, *userid*, *jobid*, *dsnumber*, and *dsid*.

DJ*dev* (*jobid*) indicates the dump job DSP that issued the message, where *dev* is the tape device number and *jobid* identifies the job DSP.

**System action:** The dump job DSP skips dumping any more of the data set, if any, beyond what it has already dumped and continues with the next data set of the job.

**Operator response:** Notify the system programmer.

**Programmer response:** See Chapter 30, "Problem Determination," on page 1135.

**Problem determination:** See Chapter 30, "Problem Determination," on page 1135, Table I, item 18, and Table III, item 4.

**Module:**

Containing	Detecting	Issuing
IATDJDT	IATDJOT	IATDJDT

**Routing Code:** Note 18

**Descriptor Code:** 7

## IAT7274 • IAT7276

---

### IAT7274

#### Explanation:

▶▶— DJdev (jobid):— NO JOBS FOUND BEFORE END OF— TAPE WAS SENSED—▶▶

The \*START,DJdev command was issued in input mode. However, the end of the tape was sensed before any jobs, DJC networks, or tape records were read. This may occur if OLD was specified on the \*START command and the tape was positioned past all data on the tape.

DJdev (jobid) indicates the dump job DSP that issued the message, where dev is the tape device number and jobid identifies the DSP.

**System action:** The dump job DSP issues messages IAT7220 and IAT7228 to prompt for a new \*START command or a \*CANCEL command to be entered.

**Operator response:** Issue another \*START,DJdev command without the OLD parameter. This causes the tape to rewind to try and recover the requested jobs and/or DJC networks.

#### Module:

Containing	Detecting	Issuing
IATDJDT	IATDJOB	IATDJDT

**Routing Code:** Note 18

**Descriptor Code:** 7

---

### IAT7275

#### Explanation:

▶▶— DJdev (jobid):— DENSITY PARAMETER IGNORED— FOR DEVICE TYPE— devtype—▶▶

The DEN= parameter was specified for a device type which supports only a single density.

DJdev (jobid) indicates the dump job DSP that issued the message, where dev is the tape device number and jobid identifies the DSP.

**System action:** The dump job DSP ignores the specified density and continues processing.

**Operator response:** None. This is an informational message.

#### Module:

Containing	Detecting	Issuing
IATDJDT	IATDJOB	IATDJDT

**Routing Code:** Note 18

**Descriptor Code:** 7

---

### IAT7276

#### Explanation:

▶▶— DJdev (jobid):— RESET NOT ALLOWED,— ANOTHER OUTPUT MODE DJ IS STILL ACTIVE—▶▶

A \*START,DJdev,RESET command request cannot be processed because there are still other dump job DSPs active in output mode.

DJdev (jobid) indicates the dump job DSP that issued the message, where dev is the tape device number and jobid identifies the DSP.

**System action:** The dump job DSP issues messages IAT7220 and IAT7228 to prompt for another \*START command or a \*CANCEL command to be entered.



**Operator response:** Either cancel the other dump job DSPs that are running in output mode, or allow them to complete. Then reissue the \*START,DJ*dev*,RESET command.

**Module:**

Containing	Detecting	Issuing
IATDJDT	IATDJOB	IATDJDT

**Routing Code:** Note 18

**Descriptor Code:** 7

#### IAT7277

**Explanation:**

▶▶— DJ*dev* (*jobid*):— JOB CLASS— *cls*— IS NOT DEFINED TO JES3—▶▶

In response to a \*START command request to dump, restore, or reset jobs by job class, the job class that was specified by the C= parameter is not a job class defined to JES3.

DJ*dev* (*jobid*) indicates the dump job DSP that issued the message, where *dev* is the tape device number and *jobid* identifies the DSP.

**System action:** The dump job DSP issues messages IAT7220 and IAT7228 to prompt for another \*START command or a \*CANCEL command to be entered.

**Operator response:** Reissue the \*START command with a valid job class specified on the C= parameter.

**Module:**

Containing	Detecting	Issuing
IATDJDT	IATDJOB	IATDJDT

**Routing Code:** Note 18

**Descriptor Code:** 7

#### IAT7278

**Explanation:**

▶▶— DJ*dev* (*jobid*):— NO JOBS FOUND FOR— *cls*— JOB CLASS— *cls*—▶▶

In response to a \*START,DJ*dev*,C= command request to retrieve jobs by job class, no jobs with the specified job class were found.

DJ*dev* (*jobid*) indicates the dump job DSP that issued the message, where *dev* is the tape device number and *jobid* identifies the DSP.

**System action:** The dump job DSP issues messages IAT7220 and IAT7228 to prompt for another \*START command or a \*CANCEL command to be entered.

**Operator response:** Reissue a \*START command with another request or a \*CANCEL command to end the dump job DSP.

**Module:**

Containing	Detecting	Issuing
IATDJDT	IATDJIN	IATDJDT

**Routing Code:** Note 18

**Descriptor Code:** 7

IAT7279

**Explanation:**

▶▶— DJdev (jobid):— ERROR RELEASING— CONTROL OF JOB QUEUE PRIORITY LEVEL— *prt - rc*—————▶▶

The indicated error return code *rc* was received from IATXJQE when attempting to release control of the indicated priority level.

DJdev (*jobid*) indicates the dump job DSP that issued the message, where *dev* is the tape device number and *jobid* identifies the DSP.

**System action:** The dump job DSP ends processing of the current \*START request and issues messages IAT7220 and IAT7228 to prompt for another \*START command or a \*CANCEL command to be entered.

**Operator response:** Notify your system programmer and reissue a \*START command with another request or a \*CANCEL command to end the Dump Job DSP.

**Programmer response:** See the *z/OS JES3 Customization* for a description of the error return code.

**Problem determination:** See Table III, item 4.

**Module:**

Containing	Detecting	Issuing
IATDJDT	IATDJOT	IATDJDT

**Routing Code:** Note 18

**Descriptor Code:** 7

IAT7280

**Explanation:**

▶▶— DJdev (jobid):— RESTORE PROCESSING ABORTED FOR

JOB— <i>jobname</i>	NET— <i>djnet</i>	—————▶▶
	<i>jobid</i>	
— JOB RANGE— ( <i>jobid1-jobid2</i> )	—————	
— JOBCLASS— <i>cls</i>	—————	
— NET— <i>djnet</i>	—————	
— PRIORITY LEVEL— <i>prty</i>	—————	
— JOBS REQUEST	—————	
— NETS REQUEST	—————	
— ALL REQUEST	—————	

Due to either an error or a \*CANCEL command, restore processing of jobs in the indicated category has ended before normal completion. If an error caused the job to end, this message will be preceded by a diagnostic message.

DJdev (*jobid*) indicates the dump job DSP that issued the message, where *dev* is the tape device number and either *jobno* or *jobid* identifies the DSP.

**System action:** If processing was ended prematurely by a \*CANCEL command, the dump job DSP ends.

If processing ended prematurely by an error and the indicated category of jobs is only a subset of the jobs specified by the current \*START request, DJ will attempt to continue. For example, if the current \*START request was a JOBS request and processing was canceled for a single non-DJC job, DJ attempts to continue restoring the next possible non-DJC job from the tape.

If processing cannot be continued because of the severity of the error, the dump job DSP ends the current \*START request and issues messages IAT7220 and IAT7228 to prompt for a new \*START command or a \*CANCEL command.

**Operator response:** Depending on the nature of the abnormal job end, either cancel the dump job DSP with a \*CANCEL command, or reenter the \*START command with a new request.

**Module:**

**Containing**  
IATDJDT

**Detecting**  
IATDJIN

**Issuing**  
IATDJDT

**Routing Code:** –

**Descriptor Code:** –

### IAT7281

#### Explanation:

```

▶▶ DJdev (jobid) — [ jobno ] — :— RESTORE PROCESSING COMPLETE FOR —————▶
                    [ jobid ]

▶ JOB RANGE — (jobid1-jobid2) —————▶▶
  JOBCLASS — cls —————▶
  NET — djnet —————▶
  PRIORITY LEVEL — prty —————▶
  JOBS REQUEST —————▶
  NETS REQUEST —————▶
  ALL REQUEST —————▶

```

DJ successfully completed restore processing for the indicated category of jobs. All jobs in the indicated category that could possibly be restored in the system are restored. However, there may have been some jobs that could not be restored. See the DJ message log data set.

When restoring jobs by job class or by priority level, DJ restores only the jobs in the specified job class that are grouped together in sequential order on the tape.

If all the jobs in the given job class or priority level are to be restored, reissue the \*START command, using the OLD parameter.

DJdev {jobno|jobid} indicates the dump job DSP that issued the message, where dev is the tape device number and either jobno or jobid identifies the DSP.

**System action:** The dump job DSP issues messages IAT7220 and IAT7228 to prompt for a \*CANCEL command or another \*START command.

**Operator response:** Issue the \*START command to process another request or issue a \*CANCEL command to end the dump job DSP.

#### Module:

**Containing**  
IATDJDT

**Detecting**  
IATDJIN

**Issuing**  
IATDJDT

**Routing Code:** –

**Descriptor Code:** –

### IAT7282

#### Explanation:

```

▶▶ DJdev (jobid):— NO NON-DJC JOBS FOUND —————▶▶

```

No jobs were found when a \*START,DJdev,JOBS command requested to retrieve all jobs that are not members of a DJC network.

DJdev (jobid) indicates the dump job DSP that issued the message, where dev is the tape device number and jobid identifies the DSP.

**System action:** The dump job DSP issues messages IAT7220 and IAT7228 to prompt for another \*START command or a \*CANCEL command to be entered.

## IAT7283 • IAT7285

**Operator response:** Reissue a \*START command with another request or a \*CANCEL command to end the dump job DSP.

**Module:**

**Containing**  
IATDJDT

**Detecting**  
IATDJIN

**Issuing**  
IATDJDT

**Routing Code:** Note 18

**Descriptor Code:** 7

---

### IAT7283

**Explanation:**

▶▶— DJdev (jobid):— NO DJC NETWORKS FOUND—▶▶

In response to a \*START,DJdev,NETS request to retrieve all DJC networks, no DJC networks were found. DJdev (jobid) indicates the dump job DSP that issued the message, where dev is the tape device number and jobid identifies the DSP.

**System action:** The dump job DSP issues messages IAT7220 and IAT7228 to prompt for another \*START command or a \*CANCEL command to be entered.

**Operator response:** Reissue a \*START command with another request or a \*CANCEL command to end the dump job DSP.

**Module:**

**Containing**  
IATDJDT

**Detecting**  
IATDJIN

**Issuing**  
IATDJDT

**Routing Code:** Note 18

**Descriptor Code:** 7

---

### IAT7285

**Explanation:**

▶▶—DJdev (jobid):—

—OLD IS NOT ALLOWED WITH SERVER=YES—
—DEN=2 OR 5 IS NOT ALLOWED WITH SERVER=YES—
—NAV=C FORCED FOR SERVER=YES—
—DSN= IGNORED FOR OUT=, SERVER=YES—
—VOL= IGNORED FOR OUT=, SERVER=YES—
—VOL= REQUIRED WHEN DSN=—dsname— IS SPECIFIED—
—VOL= IS NOT ALLOWED WITH SERVER=NO—
—DSN= REQUIRED FOR IN=, SERVER=YES—

—▶▶

This message is issued when there is a syntax error in the \*CALL,DJ command for SERVER=YES request. DJdev (jobid) indicates the dump job DSP that issued the message, where dev is the tape device number and jobid identifies the DSP. If a tape unit has not yet been allocated, then the characters ##### are displayed instead of a device number.

**System action:** The dump job DSP ignores the incorrect parameter and continues processing if IAT7285 contains the following:

- NAV=C FORCED FOR SERVER=YES
- DSN= IGNORED FOR OUT=, SERVER=YES
- VOL= IGNORED FOR OUT=, SERVER=YES.

Otherwise, the dump job DSP issues message IAT7200 and ends.

**Operator response:** If the dump job DSP ended, issue the \*CALL,DJ command with correct syntax.

**Module:**

Containing	Detecting	Issuing
IATDJDT	IATDJOB	IATDJMGS

**Routing Code:** Note 18

**Descriptor Code:** 7

#### IAT7287

**Explanation:**

▶▶—DJdev (jobid):—JOB—*jobname* (*jobid*)—CANNOT BE DUMPED - IS WAITING—TO BE PURGED—▶▶

The indicated job was within the job range specified for dumping, but the job cannot be dumped because it has completed processing and is waiting to be purged from the system.

DJdev (*jobid*) indicates the dump job DSP that issued the message, where *dev* is the tape device number and *jobid* identifies the DSP.

**System action:** The dump job DSP bypasses dumping the job and continues processing if there are more jobs or DJC networks that need to be dumped based on the selection criteria specified on the current \*START request.

**Operator response:** None. This is an informational message.

**Module:**

Containing	Detecting	Issuing
IATDJDT	IATDJOT	IATDJDT

**Routing Code:** Note 18

**Descriptor Code:** 7

#### IAT7288

**Explanation:**

▶▶— DJdev (jobid): — TRANSLATION ERROR - — *error text* —▶▶

DJ was invoked with the TRANS=YES parameter specified on the DJ \*CALL command. While translating a control block for a job or a DJC network, an error was detected as indicated by the *error text*. The *error text* is:

**DSP *dspname* UNDEFINED IN TARGET RELEASE**

While translating the JCT or JDAB for a job, DJ translation processing detected a scheduler element that could not be translated. The DSP associated with the scheduler element is not defined in the DSP dictionary in the target release.

DJdev (*jobid*) indicates the dump job DSP that issued the message, where *dev* is the tape device number and *jobid* identifies the DSP.

**System action:** If DJ was invoked for input processing, the dump job DSP ends restore processing for the job or DJC network and then issues message IAT7280 indicating that the job or DJC network could not be restored. In the case of a job, the dump job DSP purges any data written to spool. The dump job DSP then continues restore processing if there are more jobs or DJC networks that need to be restored based on the selection criteria specified on the current \*START request.

If DJ was invoked for output processing, the dump job DSP ends dump processing for a job or DJC network and then issues message IAT7231 indicating that the job or DJC network could not be dumped. In the case of a job, the dump job DSP backspaces over any data written to tape. The dump job DSP then continues processing if there are

## IAT7289 • IAT7290

more jobs or DJC networks that need to be dumped based on the selection criteria specified on the current \*START request.

**Operator response:** None. This is an informational message.

**Module:**

Containing	Detecting	Issuing
IATDJDT	IATDJIN	IATDJDT

**Routing Code:** Note 18

**Descriptor Code:** 7

---

### IAT7289

**Explanation:**

▶▶— DJdev (jobid):— \*CALL REJECTED, RESET IS BEING DONE— BY ANOTHER DJ DSP—————▶▶

A dump job DSP that was previously invoked for output processing is currently doing a RESET operation. During a RESET, no other DJs may be invoked for output processing. Since the \*CALL command that was entered specified OUT= it was rejected.

DJdev (jobid) indicates the dump job DSP that issued the message, where dev is the tape device number and jobid identifies the DSP. If a tape unit has not yet been allocated then the characters ### appear instead of a device number in the message text.

**System action:** The called dump job DSP ends.

**Operator response:** Wait for the current RESET operation to complete. Then re-enter the \*CALL command.

**Module:**

Containing	Detecting	Issuing
IATDJDT	IATDJOB	IATDJDT

**Routing Code:** Note 18

**Descriptor Code:** 7

---

### IAT7290

**Explanation:**

▶▶— DJdev (jobid):— nnnn— JOBS RESET—————▶▶

In response to a \*START,DJdev,RESET request, the number of jobs that were reset is nnnn.

DJdev (jobid) indicates the dump job DSP that issued the message, where dev is the tape device number and jobid identifies the DSP.

**System action:** The dump job DSP issues messages IAT7220 and IAT7228 requesting a new \*START command or a \*CANCEL command be entered.

**Operator response:** Issue a new \*START command with another request or issue a \*CANCEL command to cancel the dump job DSP.

**Module:**

Containing	Detecting	Issuing
IATDJDT	IATDJOT	IATDJDT

**Routing Code:** Note 18

**Descriptor Code:** 7

---

IAT7291**Explanation:**

```

▶▶— DJdev (jobid):— RESET COMPLETE— FOR JOB— jobname (jobid)—
                                     └ ,NET— djnet ┘

```

In response to a \*START,DJ*dev*,RESET command, the DJ dump control flags for the indicated job have been reset. If the job is a member of a DJC network, the *djnet* is identified in the message text.

DJ*dev* (*jobid*) indicates the dump job DSP that issued the message, where *dev* is the tape device number and *jobid* identifies the DSP.

**System action:** Reset processing continues with the next job in the specified job range if one exists.

**Operator response:** None. This is an informational message.

**Module:**

Containing	Detecting	Issuing
IATDJDT	IATDJOT	IATDJDT

**Routing Code:** Note 18

**Descriptor Code:** 7

---

IAT7292**Explanation:**

```

▶▶— DJdev (jobid):— RESET FAILED FOR JOB— jobname (jobid)—
                                     └ ,NET— djnet ┘

```

In response to a \*START,DJ*dev*,RESET command, DJ was unable to reset the DJ dump control flags for the indicated job because an error condition was detected. If the job is a member of a DJC network, the *djnet* is identified in the message text.

This message will be preceded by a diagnostic message indicating the error condition that prevented the job from being reset.

DJ*dev* (*jobid*) indicates the dump job DSP that issued the message, where *dev* is the tape device number and *jobid* identifies the DSP.

**System action:** Reset processing continues with the next job in the specified job range, if one exists.

**Operator response:** None. This is an informational message.

Containing	Detecting	Issuing
IATDJDT	IATDJOT	IATDJDT

**Routing Code:** Note 18

**Descriptor Code:** 7

---

IAT7293**Explanation:**

```

▶▶— DJdev (jobid):— JOB— jobname (jobid)— CANNOT BE RESET - IS A MEMBER OF NET— djnet—

```

In response to a \*START,DJ*dev*,RESET,J=*jobno* command, the dump job DSP was unable to reset the DJ dump control flags for the indicated job because it is a member of a DJC network. Only non-DJC jobs can be reset using the J= operand.

DJ*dev* (*jobid*) indicates the dump job DSP that issued the message, where *dev* is the tape device number and *jobid* identifies the DSP.

## IAT7294 • IAT7295

**System action:** The dump job DSP issues messages IAT7220 and IAT7228 to request a new \*START command or a \*CANCEL command.

**Operator response:** Issue a \*START command with another request or issue a \*CANCEL command to cancel the dump job DSP.

**Module:**

Containing	Detecting	Issuing
IATDJDT	IATDJOT	IATDJDT

**Routing Code:** Note 18

**Descriptor Code:** 7

---

### IAT7294

**Explanation:**

▶▶— DJdev (jobid): — RESET PROCESSING ABORTED FOR

—	JOB RANGE —	(jobid1-jobid2)	▶▶
—	JOBCLASS —	cls	
—	NET —	djnet	
—	PRIORITY LEVEL —	prty	
—	DD NAME—	ddn	
—	JOBS REQUEST		
—	NETS REQUEST		
—	ALL REQUEST		

Due to either an error or a \*CANCEL command, DJ reset processing was ended before normal completion of the indicated category of jobs. If an error caused the job to end, this message will be preceded by a diagnostic message. DJdev (jobid) indicates the dump job DSP that issued the message, where dev is the tape device number and jobid identifies the DSP.

**System action:** If processing was ended prematurely by a \*CANCEL command, the dump job DSP ends. If reset processing was ended prematurely by an error and the indicated category of jobs is only a subset of the jobs specified by the current \*START request, DJ will attempt to continue. For example, if the current \*START request was a RESET,JOBS request and processing was ended for priority level 14 jobs, DJ will attempt to continue resetting jobs in the next priority level (that is, priority 13).

If processing cannot be continued because of the severity of the error, the dump job DSP ends the current \*START request and issues messages IAT7220 and IAT7228 to prompt for a new \*START command or a \*CANCEL command.

**Operator response:** If messages IAT7220 and IAT7228 are issued, either specify \*CANCEL command to cancel the dump job DSP, or enter a new \*START command.

**Module:**

Containing	Detecting	Issuing
IATDJDT	IATDJOT	IATDJDT

**Routing Code:** —

**Descriptor Code:** —

---

### IAT7295

**Explanation:**



```

▶▶— DJdev (jobid): — RESET PROCESSING COMPLETE FOR —
|
| JOB RANGE — (jobid1-jobid2) —————▶▶
| JOBCLASS — cls —————
| NET — djnet —————
| PRIORITY LEVEL — prty —————
| DD NAME — ddn —————
| JOBS REQUEST —————
| NETS REQUEST —————
| ALL REQUEST —————

```

DJ successfully completed reset processing for the indicated category of jobs. All jobs in the indicated category that could possibly be reset were reset; however, there may have been some jobs that could not be reset successfully. See the DJ message log for a list of which jobs were successfully reset and which ones were not.

DJdev (jobid) indicates the dump job DSP that issued the message, where dev is the tape device number and jobid identifies the job assigned to the DSP.

**System action:** Reset processing continues if the category of jobs is only a subset of the jobs that were requested by the current \*START command request. Otherwise, the dump job DSP issues messages IAT7220 and IAT7228 to prompt for a new \*START command or a \*CANCEL command.

**Operator response:** If messages IAT7220 and IAT7228 are issued, either specify a \*CANCEL command to cancel the dump job DSP, or enter a new \*START request.

**Module:**

Containing	Detecting	Issuing
IATDJDT	IATDJOT	IATDJDT

**Routing Code:** Note 18

**Descriptor Code:** 7

## IAT7296

**Explanation:**

```

▶▶— DJdev (jobid): — JCT — ERROR — rc — OCCURRED FOR JOB — (jobid) —————▶▶
|
| JQE —

```

An error occurred when DJ attempted to access the indicated job's JCT or JQE. rc is the return code from IATXJCT or IATXJQE.

DJdev (jobid) indicates the dump job DSP that issued the message, where dev is the tape device number and jobid identifies the DSP.

**System action:** Processing for the indicated job is ended. The dump job DSP continues dump processing with the next job in the job range if one exists.

**Operator response:** Notify the system programmer.

**Programmer response:** See the z/OS JES3 Customization for the error return code meaning.

**Problem determination:** See Table III, item 4.

**Module:**

Containing	Detecting	Issuing
IATDJDT	IATDJOT	IATDJDT

**Routing Code:** Note 18

**Descriptor Code:** 7

## IAT7297 • IAT7299

---

### IAT7297

#### Explanation:

▶▶— DJdev (jobid):— JOB— (*jobid*)— CANNOT BE DUMPED - JCT/JQE ERROR OCCURRED—▶▶

DJ is unable to dump the indicated job because an error occurred when accessing either the JCT or JQE for the job. This message is preceded by message IAT7296 which indicates the exact nature of the error. DJdev (*jobid*) indicates the dump job DSP that issued the message, where *dev* is the tape device number and *jobid* identifies the DSP.

**System action:** The dump job DSP bypasses dumping the job and continues processing if there are more jobs or DJC networks that need to be dumped based on the selection criteria specified on the current \*START request.

**Operator response:** None. This is an informational message.

**Problem determination:** See message IAT7296.

#### Module:

Containing	Detecting	Issuing
IATDJDT	IATDJOT	IATDJDT

**Routing Code:** Note 18

**Descriptor Code:** 7

---

### IAT7298

#### Explanation:

▶▶— DJdev (jobid):— AOPEN— ADEBLOCK— ERROR READING MRF— *ddn*—▶▶

▶— FROM SPOOL FOR JOB— *jobname (jobid)*— RC=— *rc*—▶▶

JES3 detected an I/O error while performing an ALLOCATE (reason code=8) or an ABLOCK (reason code=12) for the multi-record file (MRF) indicated by *ddn*.

**System action:** The dump job dynamic support program (DSP) stops the dumping of the indicated job and continues processing the next job.

**Operator response:** Notify the system programmer.

**System programmer response:** Analyze the dump and correct the problem.

**Problem determination:** See Table III, item 4.

#### Module:

Containing	Detecting	Issuing
IATDJDT	IATDJOT	IATDJDT

**Routing Code:** Note 18

**Descriptor Code:** 7

---

### IAT7299

#### Explanation:

▶▶— DJdev (jobid):— JOB— *jobname (jobid)*— CANNOT BE DUMPED WITH TRANSLATION —▶▶

dump job is unable to dump the indicated job because APPC is not supported before Release 4 Version 2.1.  
In the message text:

**DJ***devnum (jobid)*

indicates the dump job DSP that issued the message

*devnum*

indicates the tape device number,

*jobid*

identifies the DSP.

**System action:** The dump job DSP bypasses dumping the job and continues processing if there are more jobs to be dumped based on the job selection criteria that was specified.

**Operator response:** None. This is an informational message.

**Containing**

IATDJDT

**Detecting**

IATDJOT

**Issuing**

IATDJDT

**Routing Code:** Note 18

**Descriptor Code:** 7



---

## Chapter 18. Dependent Job Control Messages

---

IAT7300

**Explanation:**

▶▶ — DJdev (jobid):— LABEL=SL— IS NOT ALLOWED WITH TRANS=YES —▶▶

You cannot specify both the LABEL=SL parameter and the TRANS=YES parameter on the \*CALL command. In the message text:

**DJdev** {*jobid*}

Indicates the dump job DSP that issued the message.

*dev* The tape unit address.

If a tape unit has not yet been allocated, then the characters ### are displayed instead of a unit address.

*jobid* Identifies the DSP.

**System action:** The dump job DSP issues message IAT7300 and ends.

**Operator response:** Issue the \*CALL command for the dump job DSP again, specify parameters other than the stated combination.

**Module:**

**Containing**  
IATDJDT

**Detecting**  
IATDJOB

**Issuing**  
IATDJOB

**Routing Code:** —

**Descriptor Code:** —

---

IAT7301

**Explanation:**

▶▶ — UNRECOVERABLE I/O ERROR,— NET — *djnet*— IS BEING SUSPENDED —▶▶

DJC tried to access its control blocks and encountered an I/O error.

**System action:** The DJC DSP fails.

**Operator response:** Notify the system programmer.

**Problem determination:** See Table I, items 2 and 13; Table III, item 23.

**Module:**

**Containing**  
IATDCNC

**Detecting**  
IATDCNC

**Issuing**  
IATDCNC

**Routing Code:** Note 7

**Descriptor Code:** 7

---

## IAT7302 • IAT7305

---

### IAT7302

#### Explanation:

▶▶— DJC PROCESSING SUSPENDED UNKNOWN— NUMBER OF NETS LOST—▶▶

DJC was writing its control blocks and encountered an unrecoverable error.

**System action:** The DJC DSP fails.

**Operator response:** Notify the system programmer.

**Problem determination:** See Table I, items 2 and 13; Table III, item 23.

#### Module:

Containing	Detecting	Issuing
IATDCNC	IATDCNC	IATDCNC

**Routing Code:** Note 7

**Descriptor Code:** 7

---

### IAT7304

#### Explanation:

▶▶— DJdev (jobid):— JOB— *jobname (jobid)*— CANNOT BE DUMPED-IS HELD AWAITING ARM RESTART—▶▶

Dump job (DJ) is unable to dump the indicated job because it is awaiting possible restart by automatic restart management. This message appears after the job ends and before automatic restart management tells JES3 whether or not to restart it.

DJdev (*jobid*) indicates the dump job DSP that issued the message, where *dev* is the tape device number and *jobid* identifies the DSP.

**System action:** The DJ DSP bypasses dumping the job and continues processing if there are more jobs or DJC networks that need to be dumped based on the selection criteria specified on the current \*START request.

**Operator response:** None. This is an informational message.

#### Module:

Containing	Detecting	Issuing
IATDJOT	IATDJOT	IATDJOT

**Routing Code:** –

**Descriptor Code:** –

---

### IAT7305

#### Explanation:

▶▶— SUCCESSOR JOB— *jobname*— FOR NET— *djnet*— [ NOT IN SYSTEM  
BEING FLUSHED ]—▶▶

After a predecessor job completed dependent job control (DJC) processing, the specified successor job was missing, or a predecessor job completed with a status that required the specified successor job to be flushed. The predecessor job may belong to a different network.

**System action:** The network is held until the successor job enters the system.

**Operator response:** If the successor job is missing, submit the job to the system so that this part of the network can continue processing. No action is required when the job is flushed from the system.

**Module:**

**Containing**  
IATYDJC

**Detecting**  
IATDCUP

**Issuing**  
IATDCUP

**Routing Code:** 41

**Descriptor Code:** –

**IAT7306****Explanation:**

▶▶— DJCUPDAT ACTIVE—▶▶

The DJCUPDAT DSP was activated by the \*START DJCUPDAT command, which was sent using the INTERCOM macro.

**System action:** Processing continues.

**Operator response:** None. This is an informational message.

**Module:**

**Containing**  
IATYDJC  
IATDCDT

**Detecting**  
IATDCUP  
IATDCDT

**Issuing**  
IATDCUP

**Routing Code:** Note 7

**Descriptor Code:** 7

**IAT7307****Explanation:**

▶▶— JOB— (*jobid*)— IS NOT JOB— *jobname*— OF NET— *netid*—▶▶

IATDCUP has accessed a JCT for a successor job and the *jobname* and the *netid* were incorrect. *jobname* is the name of the successor job being processed, and *netid* is the DJC network name of the successor job.

**System action:** The successor update is ended and other DJC processing continues normally.

**Operator response:** Notify the system programmer.

**Programmer response:** Review the DJC network for possible JCL dependency and JCL errors on the `/**NET JES3` control statement.

**Module:**

**Containing**  
IATYDJC

**Detecting**  
IATDCUP

**Issuing**  
IATDCUP

**Routing Code:** Note 7

**Descriptor Code:** 7

**IAT7310****Explanation:**

## IAT7315 • IAT7320

▶▶— NET— *djnet*— HAS COMPLETED—▶▶

The indicated dependent job control network has completed.

**System action:** Processing continues.

**Operator response:** None. This is an informational message.

**Module:**

Containing	Detecting	Issuing
IATYDJC	IATDCUP	IATDCUP

**Routing Code:** Note 7

**Descriptor Code:** 7

---

### IAT7315

**Explanation:**

▶▶— DJC PROCESSING HAS COMPLETED—▶▶

All dependent job control (DJC) networks have completed processing.

**System action:** Processing continues.

**Operator response:** None. This is an informational message.

**Module:**

Containing	Detecting	Issuing
IATYDJC	IATDCUP	IATDCUP

**Routing Code:** Note 7

**Descriptor Code:** 7

---

### IAT7320

**Explanation:**

▶▶— RECURSIVE ABEND WHILE PROCESSING— NET— *djnet*—▶▶

The indicated dependent job control network *djnet* has ended while processing in error recovery. This is an unrecoverable condition for the network.

**System action:** JES3 attempts to purge the current DJC network job and reinstates the DSP to allow processing of other networks.

**Operator response:** Notify the system programmer.

**Programmer response:** This failure may be due to incorrect control blocks. Other DJC networks in the system may also fail. Check all DJC networks in the system and resubmit the failing one. Cancel any jobs still in the system that are part of the failing network.

**Problem determination:** See Table I, items 2, 13, and 29; Table III, items 4 and 23.

**Module:**

Containing	Detecting	Issuing
IATYDJC	IATDCUP	IATDCUP

**Routing Code:** Note 7



Descriptor Code: 7

#### IAT7369

##### Explanation:

▶▶— DJdev (jobid):— JOB— *jobname (jobid)*— CANNOT BE DUMPED - IS IN SPOOL HOLD—▶▶

DJ is unable to dump the indicated job because it is in spool hold.

DJdev (*jobid*) indicates the dump job DSP that issued the message, where *dev* is the tape device number and *jobid* identifies the DSP.

**System action:** The DJ DSP bypasses dumping the job and continues processing. If there are more jobs or DJC networks that need to be dumped based on the selection criteria specified on the current \*START request.

**Operator response:** None. This is an informational message.

##### Module:

Containing	Detecting	Issuing
IATDJDT	IATDJOT	IATDJDT

Routing Code: Note 18

Descriptor Code: 7

#### IAT7370

##### Explanation:

▶▶— DJdev— (*jobid*):— NET— *djnet*— NOT FOUND— CANNOT BE DUMPED - IS IN SPOOL HOLD—▶▶

In response to a \*START,DJdev,N=*djnet* command, DJ was unable to find the specified DJC network.

DJdev (*jobid*) indicates the dump job DSP that issued the message, where *dev* is the tape device number and *jobid* identifies the DSP.

**System action:** The DJ DSP issues messages IAT7220 and IAT7228 to prompt for a new \*START command or a \*CANCEL command.

**Operator response:** Specify a \*CANCEL,DJdev command to cancel the DJ DSP, or enter a new \*START request.

##### Module:

Containing	Detecting	Issuing
IATDJDT	IATDJOT	IATDJDT

Routing Code: Note 18

Descriptor Code: 7

#### IAT7371

##### Explanation:

▶▶— DJdev— (*jobid*):— NET— *djnet*— CANNOT BE DUMPED - IS MARKED NONDUMPABLE—▶▶

A previous request to dump the indicated DJC network failed and caused the network to be marked nondumpable. The network can no longer be dumped by DJ until a \*START,DJdev,RESET,N=*djnet* command is issued to reset the DJ dump control flags for the network.

DJdev (*jobid*) indicates the dump job DSP that issued the message, where *dev* is the tape device number and *jobid* identifies the DSP.

**System action:** The DJ DSP bypasses dumping the indicated DJC network and continues processing if there are

## IAT7372 • IAT7373

more jobs or DJC networks that need to be dumped. This is based on the selection criteria specified on the current \*START request.

**Operator response:** If the network must be dumped, wait for the current \*START request to complete, ensure there are no other DJ DSPs active for output processing, and then enter a \*START,DJdev,RESET,N=djnet command to reset the network. When reset processing is complete, enter a \*START,DJdev,N=djnet command to attempt to dump the DJC network again.

**Module:**

Containing	Detecting	Issuing
IATDJDT	IATDJOT	IATDJDT

**Routing Code:** Note 18

**Descriptor Code:** 7

---

### IAT7372

**Explanation:**

▶▶— DJdev— (jobid):— NET— djnet— CANNOT BE DUMPED—WAS PREVIOUSLY DUMPED BY DJ—————▶▶

The indicated network was previously dumped by DJ. It cannot be dumped again until a \*START,DJdev,RESET,N=djnet command is issued to reset the DJ dump control flags for the network. DJdev (jobid) indicates the dump job DSP that issued the message, where dev is the tape device number and jobid identifies the DSP.

**System action:** The DJ DSP bypasses dumping the indicated DJC network and continues processing if there are more jobs or DJC networks that need to be dumped based on the selection criteria specified on the current \*START request.

**Operator response:** If the network must be dumped, wait for the current \*START request to complete, ensure there are no other DJ DSPs active for output processing, and then enter a \*START,DJdev,RESET,N=djnet command to reset the network. When reset processing completes, enter a \*START,DJdev,N=djnet command to attempt to dump the DJC network again.

**Module:**

Containing	Detecting	Issuing
IATDJDT	IATDJOT	IATDJDT

**Routing Code:** Note 18

**Descriptor Code:** 7

---

### IAT7373

**Explanation:**

▶▶— DJdev— (jobid):— NET— djnet— CANNOT BE DUMPED—IS ACTIVE UNDER ANOTHER DJ—————▶▶

The indicated network is currently being dumped by another DJ DSP. DJdev (jobid) indicates the dump job DSP that issued the message, where dev is the tape device number and jobid identifies the DSP.

**System action:** The DJ DSP bypasses dumping the indicated DJC network and continues processing if there are more jobs or DJC networks that need to be dumped based on the selection criteria specified on the current \*START request.

**Operator response:** None. This is an informational message.

**Module:**

**Containing**  
IATDJDT

**Detecting**  
IATDJOT

**Issuing**  
IATDJDT

**Routing Code:** Note 18

**Descriptor Code:** 7

IAT7374

**Explanation:**

▶▶— DJdev— (*jobid*):— JOB— *jobname* (*jobid*)— CANNOT BE DUMPED—WAS PREVIOUSLY DUMPED BY DJ————▶▶

The indicated job was previously dumped by DJ. The job cannot be dumped again until a \*START,DJdev,RESET,J=*jobno* command is issued to reset the DJ dump control flags for the job.

DJdev (*jobid*) indicates the dump job DSP that issued the message, where *dev* is the tape device number and *jobid* identifies the DSP.

**System action:** The DJ DSP bypasses dumping the indicated job and continues processing if there are more jobs or DJC networks that need to be dumped based on the selection criteria specified on the current \*START request.

**Operator response:** If the job must be dumped, wait for the current \*START request to complete, ensure there are no other DJ DSPs active for output processing, and then enter a \*START,DJdev,RESET,J=*jobno* command to reset the job. When reset processing is complete, enter a \*START,DJdev,J=*jobno* command to attempt to dump the job again.

**Module:**

**Containing**  
IATDJDT

**Detecting**  
IATDJOT

**Issuing**  
IATDJDT

**Routing Code:** Note 18

**Descriptor Code:** 7

IAT7375

**Explanation:**

▶▶— DJdev— (*jobid*):— JOB— *jobname* (*jobid*)— CANNOT BE DUMPED—IS ACTIVE UNDER ANOTHER DJ————▶▶

The indicated job is currently being dumped by another DJ DSP.

DJdev (*jobid*) indicates the dump job DSP that issued the message, where *dev* is the tape device number and *jobid* identifies the DSP.

**System action:** The DJ DSP bypasses dumping the indicated job and continues processing if there are more jobs or DJC networks that need to be dumped based on the selection criteria specified on the current \*START request.

**Operator response:** None. This is an informational message.

**Module:**

**Containing**  
IATDJDT

**Detecting**  
IATDJOT

**Issuing**  
IATDJDT

**Routing Code:** Note 18

**Descriptor Code:** 7

## IAT7376 • IAT7377

---

### IAT7376

#### Explanation:

▶▶— DJdev— (*jobid*):— JOB— *jobname* (*jobid*)— CANNOT BE DUMPED-IS MARKED NONDUMPABLE—▶▶

A previous request to dump the indicated job failed and caused the job to be marked nondumpable. The job can no longer be dumped by DJ until a \*START,DJ*dev*,RESET,J=*jobno* command is issued to reset the DJ dump control flags for the job.

DJ*dev* (*jobid*) indicates the dump job DSP that issued the message, where *dev* is the tape device number and *jobid* identifies the DSP.

**System action:** The DJ DSP bypasses dumping the indicated job and continues processing if there are more jobs or DJC networks that need to be dumped based on the selection criteria specified on the current \*START request.

**Operator response:** If the job must be dumped, wait for the current \*START request to complete, ensure there are no other DJ DSPs active for output processing, and then enter a \*START,DJ*dev*,RESET,J=*jobno* command to reset the job. When reset processing is complete, enter a \*START,DJ*dev*,J=*jobno* command to attempt to dump the job again.

#### Module:

**Containing**  
IATDJDT

**Detecting**  
IATDJOT

**Issuing**  
IATDJDT

**Routing Code:** Note 18

**Descriptor Code:** 7

---

### IAT7377

#### Explanation:

▶▶— DJdev— (*jobid*):— NET— *djnet*— CANNOT BE DUMPED— JOB— *jobname* (*jobid*)— PREVIOUSLY DUMPED—▶▶

The indicated DJC network job was previously processed by DJ but the network itself is not marked as having been processed. This indicates that during a previous DJ request to dump the network, either DJ or JES3 ended before the entire network was dumped. The network now can no longer be dumped until a \*START,DJ*dev*,RESET,N=*djnet* command is issued to reset the DJ dump control flags for the network.

DJ*dev* (*jobid*) indicates the dump job DSP that issued the message, where *dev* is the tape device number and *jobid* identifies the DSP.

**System action:** The DJ DSP bypasses dumping the indicated DJC network and continues processing if there are more jobs or DJC networks that need to be dumped based on the selection criteria specified on the current \*START request.

**Operator response:** If the net must be dumped, wait for the current \*START request to complete, ensure there are no other DJ DSPs active for output processing, and then enter a \*START,DJ*dev*,RESET,N=*djnet* command to reset the network. When reset processing is complete, enter a \*START,DJ*dev*,N=*djnet* command to attempt to dump the DJC network again.

#### Module:

**Containing**  
IATDJDT

**Detecting**  
IATDCNO

**Issuing**  
IATDJDT

**Routing Code:** Note 18

**Descriptor Code:** 7

---

---

IAT7378**Explanation:**

▶▶ DJdev — (jobid):— NET— djnet— CANNOT BE DUMPED— JOB— jobname (jobid)—————▶  
 ▶— IS A PROCLIB UPDATE JOB—————▶▶

The indicated DJC network job is a PROCLIB update job. DJ does not support dumping jobs of this type. DJdev (jobid) indicates the dump job DSP that issued the message, where dev is the tape device number and jobid identifies the DSP.

**System action:** The DJ DSP bypasses dumping the indicated DJC network and continues processing if there are more jobs or DJC networks that need to be dumped based on the selection criteria specified on the current \*START request.

**Operator response:** None. This is an informational message.

**Module:**

Containing	Detecting	Issuing
IATDJDT	IATDCNO	IATDJDT

**Routing Code:** Note 18

**Descriptor Code:** 7

---

## IAT7379

**Explanation:**

▶▶ DJdev — (jobid):— JOB— jobname (jobid)— CANNOT BE DUMPED— IS A PROCLIB UPDATE JOB—————▶▶

The indicated job is a PROCLIB update job. DJ does not support dumping this type of job. DJdev (jobid) indicates the dump job DSP that issued the message, where dev is the tape device number and jobid identifies the DSP.

**System action:** The DJ DSP bypasses dumping the job and continues processing if there are more jobs or DJC networks that need to be dumped based on the selection criteria specified on the current \*START request.

**Operator response:** None. This is an informational message.

**Module:**

Containing	Detecting	Issuing
IATDJDT	IATDJOT	IATDJDT

**Routing Code:** Note 18

**Descriptor Code:** 7

---

## IAT7380

**Explanation:**

▶▶ DJdev — (jobid): — cccccc — JESTAE WAS ENTERED — — error-code —————▶▶

The JESTAE exit for the dump job module or routine identified by the message text, cccccc, was entered when the job ended. The error-code is the abend code or JES3 DMxxx code associated with the error. DJdev (jobid) indicates the dump job DSP that issued the message, where dev is the tape device number and jobid identifies the DSP.

**System action:** Depending on the type of error and the point in DJ processing where the error occurred, DJ will

## IAT7381 • IAT7382

attempt to continue processing. If it is not possible to continue, then the DJ DSP will cleanup and end.

**Operator response:** Notify the system programmer.

**Programmer response:** See z/OS *JES3 Diagnosis Reference* for a description of the indicated DMxxx code.

**Module:**

Containing	Detecting	Issuing
IATDJDT	IATDJIN	IATDJMGS
IATDJDT	IATDJOB	IATDJMGS
IATDJDT	IATDJOT	IATDJMGS

**Routing Code:** Note 18

**Descriptor Code:** 7

---

### IAT7381

**Explanation:**

▶▶— DJdev— (*jobid*):— INVALID OLD— JES3 RELEASE DEFINED FOR TRANSLATION—▶▶

TRANS=YES was specified on the \*CALL command to translate jobs from/to an old JES3 release, but the old release defined by module IATDJOR is not supported by DJ.  
DJdev (*jobid*) indicates the dump job DSP that issued the message, where *dev* is the tape device number and *jobid* identifies the DSP.

**System action:** The DJ DSP will end processing.

**Operator response:** Notify the system programmer.

**Programmer response:** Verify that module IATDJOR is a copy of module IATDJCR from one of the supported releases.

**Module:**

Containing	Detecting	Issuing
IATDJDT	IATDJOB	IATDJDT

**Routing Code:** Note 18

**Descriptor Code:** 7

---

### IAT7382

**Explanation:**

▶▶— DJdev— (*jobid*):— NET— *djnet*— CANNOT BE DUMPED - JOB— *jobname* (*jobid*)— IN—▶▶

▶— *dspname*— RECOVERY—▶▶

The indicated job, which is a member of DJC network *djnet* failed and is currently in recovery processing under the indicated DSP. As a result neither the job nor the DJC network as a whole can be dumped.  
DJdev (*jobid*) indicates the dump job DSP that issued the message, where *dev* is the tape device number and *jobid* identifies the DSP.

**System action:** The DJ DSP bypasses dumping the network and continues processing if there are more jobs or DJC networks that need to be dumped based on the selection criteria specified on the current \*START request.

**Operator response:** None. This is an informational message.

**Module:**

**Containing**  
IATDJDT

**Detecting**  
IATDCNO

**Issuing**  
IATDJDT

**Routing Code:** Note 18

**Descriptor Code:** 7

IAT7383

**Explanation:**

▶▶— DJdev— (*jobid*):— JOB— *jobname* (*jobid*)— CANNOT BE DUMPED - IS IN— *dspname*— RECOVERY—▶▶

The indicated job failed and is currently in recovery processing under the indicated DSP. As a result the job cannot be dumped.

DJdev (*jobid*) indicates the dump job DSP that issued the message, where *dev* is the tape device number and *jobid* identifies the DSP.

**System action:** The DJ DSP bypasses dumping the job and continues processing if there are more jobs or DJC nets that need to be dumped based on the selection criteria specified on the current \*START request.

**Operator response:** None. This is an informational message.

**Module:**

**Containing**  
IATDJDT

**Detecting**  
IATDJOT

**Issuing**  
IATDJDT

**Routing Code:** Note 18

**Descriptor Code:** 7

IAT7384

**Explanation:**

▶▶— DJdev— (*jobid*):— NET— *djnet*— CANNOT BE DUMPED-JSAM ERROR DMxxx, JOB—▶▶

▶— *jobname* (*jobid*), *blkname*—▶▶

A JSAM error occurred when accessing a spool control block for the indicated job which is a member of the DJC network *djnet*. As a result, neither the job nor the network as a whole can be dumped.

DMxxx is the error code that was returned from JSAM. *blkname* is the name of the control block that was being accessed.

DJdev (*jobid*) indicates the dump job DSP that issued the message, where *dev* is the tape device number and *jobid* identifies the DSP.

**System action:** The DJ DSP bypasses dumping the network and continues processing if there are more jobs or DJC networks that need to be dumped based on the selection criteria specified on the current \*START request.

**Operator response:** Notify the system programmer.

**Programmer response:** Take the appropriate action described for the DMxxx code in z/OS JES3 Diagnosis Reference.

**Problem determination:** See Table I, items 18 and 30, Table III, item 4.

**Module:**

**Containing**  
IATDJDT

**Detecting**  
IATDCNO

**Issuing**  
IATDJDT

**Routing Code:** Note 18

## IAT7385 • IAT7386

Descriptor Code: 7

---

### IAT7385

#### Explanation:

▶▶— DJdev— (*jobid*):— LEVEL MISMATCH — IATDJCR— *level* *aparnum*,— IATDJOR— *level* *aparnum*————▶  
▶— RECOVERY————▶▶

The TRANS=YES parameter was specified on the \*CALL command to translate jobs between the current JES3 release and an old JES3 release. In preparing to setup for translation, DJ detected that the IATDJOR module describing job control blocks at the old release level is not at a compatible service level with the IATDJCR module in the current release level. The *level* and *aparnum* information included in the message for each of the modules indicates the maintenance level of the module and the number of the APAR that last caused the maintenance level to be changed. The maintenance level for the two modules must agree in order for translation to be performed successfully. DJdev (*jobid*) indicates the dump job DSP that issued the message, where *dev* is the tape device number and *jobid* identifies the DSP.

**System action:** The DJ DSP ends processing.

**Operator response:** Notify the system programmer.

**Programmer response:** Ensure that module IATDJOR is an up-to-date copy of IATDJCR from the old JES3 release. Then if the version of IATDJOR from the old release and the version of IATDJCR in the current release still are not at the same maintenance level, the module with the lowest maintenance level is the down level module and requires application of a PTF for the APAR identified by the up level module.

**Problem determination:** See Table I, item 29, TABLE III, items 4 and 7.

#### Module:

Containing	Detecting	Issuing
IATDJDT	IATDJOB	IATDJDT

Routing Code: Note 18

Descriptor Code: 7

---

### IAT7386

#### Explanation:

▶▶— DJdev— (*jobid*):— 

<i>nnnn</i>
NO

 JOBS SUCCESSFULLY RESTORED FROM TAPE————▶▶

This message is a summary message that indicates the number of jobs that were successfully restored from tape in response to a \*START command request in input mode.

DJdev (*jobid*) indicates the dump job DSP that issued the message, where *dev* is the tape device number and *jobid* identifies the DSP.

**System action:** DJ processing of the current \*START command request is complete. The DJ DSP issues messages IAT7220 and IAT7228 to prompt for a \*CANCEL command or a new \*START command request.

**Operator response:** None. This is an informational message.

#### Module:

Containing	Detecting	Issuing
IATDJDT	IATDJIN	IATDJDT

Routing Code: Note 18

Descriptor Code: 7



---

IAT7387**Explanation:**

▶▶— DJdev— (*jobid*):— JOB— *jobname* (*jobid*)— SERVICE DRIVER JOB— CANNOT BE DUMPED - IS AN INPUT—▶▶

The indicated job contains a scheduler element to schedule the Input Service Driver DSP. DJ does not support dumping jobs of this type.

DJdev (*jobid*) indicates the dump job DSP that issued the message, where *dev* is the tape device number and *jobid* identifies the job DSP.

**System action:** The DJ DSP bypasses dumping the job and continues processing if there are more jobs or DJC networks that need to be dumped based on the selection criteria specified on the current \*START request.

**Operator response:** None. This is an informational message.

**Module:**

Containing	Detecting	Issuing
IATDJDT	IATDJOT	IATDJDT

**Routing Code:** Note 18

**Descriptor Code:** 7

---

IAT7388**Explanation:**

▶▶— DJdev— (*jobid*):— JOB— *jobname* (*jobid*)— [ DUMPED TO TAPE— RESTORED FROM TAPE AS JOB— (*jobid2*)— ]—▶▶

This message is written to the JESMSGGLG data set for a job when DJ dumps the job to tape or restores the job from tape. *jobid1* is the job number of the job before it was dumped and *jobid2* is the new job number assigned to the job when it is restored.

If the job was migrated from an old release of JES3 to a new release of JES3, the JESMSGGLG output may indicate only that the job was restored from tape, but not indicate that the job was dumped. On the other hand, if the job was migrated to an old release of JES3, the JESMSGGLG output received under the old JES3 release may indicate only that the job was dumped to tape even though it also was restored.

DJdev (*jobid*) indicates the dump job DSP that issued the message, where *dev* is the tape device number and *jobid* identifies the DSP.

If the old *jobid* contains JOB\*\*\*\*, it means that the job was dumped on a higher JES3 release and had a job number that was greater than 65,534.

**System action:** Once the job has been restored, it will continue execution.

**Operator response:** None. This is an informational message.

**Module:**

Containing	Detecting	Issuing
IATDJDT	IATDJIN	IATDJDT

---

IAT7391**Explanation:**

▶▶— DJdev— (*jobid*):— NO JOBS FOUND FOR JOB RANGE— (*jobid1*-*jobid2*)—▶▶

In response to a \*START,DJdev,RANGE=(*jobno1*-*jobno2*) command, no jobs within the specified range were found.

DJdev (*jobid*) indicates the dump job DSP that issued the message, where *dev* is the tape device number and *jobid* is the job identifier. *jobid1* is the lower limit of the range and *jobid2* is the upper limit.

## IAT7392 • IAT7394

**System action:** The DJ DSP issues messages IAT7220 and IAT7228 to prompt for a new \*START command or a \*CANCEL command.

**Operator response:** Specify a different job range on the \*START command or cancel the DJ DSP with a \*CANCEL,DJdev command.

**Module:**

Containing	Detecting	Issuing
IATDJDT	IATDJIN	IATDJDT

**Routing Code:** Note 18

**Descriptor Code:** 7

---

### IAT7392

**Explanation:**

▶▶— DJdev— (jobid):— END OF TAPE WHILE READING JOB RANGE— (jobid1-jobid2)—————▶▶

In response to a \*START,DJdev,RANGE=(jobno1-jobno2) command, the end of the DJ tape was encountered. DJdev (jobid) indicates the dump job DSP that issued the message, where dev is the tape device number and jobid is the job identifier. jobid1 is the lower limit of the range and jobid2 is the upper limit.

**System action:** The DJ DSP issues messages IAT7220 and IAT7228 to prompt for a new \*START command or a \*CANCEL command.

**Operator response:** Continue processing by entering the \*START command or cancel the DJ DSP with a \*CANCEL,DJdev command.

**Module:**

Containing	Detecting	Issuing
IATDJDT	IATDJIN	IATDJDT

**Routing Code:** Note 18

**Descriptor Code:** 7

---

### IAT7394

**Explanation:**

▶▶— DJdev— (jobid):— CANCELLED, COMPACTION— NOT AVAILABLE FOR REQUESTED DEVICE—————▶▶

A \*CALL,DJ,OUT,MOD= command was entered specifying a device that does not allow compaction. <sup>1</sup>

**System action:** The job is canceled.

**Operator response:** Reenter the command specifying a device that allows compaction.

**Module:**

Containing	Detecting	Issuing
IATYDJB	IATDJOB	IATDJOB

**Routing Code:** Note 18

**Descriptor Code:** 7

---

1. Compaction refers to the 3480 improved data recording capability utilizing an IBM proprietary algorithm.

---

IAT7395**Explanation:**

▶▶— DJdev— (*jobid*):— CANNOT BE DUMPED WHEN— OUTPUT=ALL IS SPECIFIED—▶▶

The indicated job is using dynamically created output descriptors. If the job is to be dumped, then the OSEs must be dumped along with the other control blocks. OUTPUT=ALL was specified on the \*CALL DJ operator command, indicating that the job's OSEs shouldn't be dumped.

**System action:** The DJ DSP bypasses dumping the indicated job continues processing if there are more jobs that need to be dumped based on the selection criteria specified on the current \*START request.

**Operator response:** To dump the job, enter a \*CALL command to the DJ DSP with OUTPUT=NC specified instead of OUTPUT=ALL. OUTPUT=NC is the default.

**Module:**

Containing	Detecting	Issuing
IATDJDT	IATDJOT	IATDJDT

**Routing Code:** Note 18

**Descriptor Code:** 7

---

IAT7396**Explanation:**

▶▶— DJdev — (*jobid*) — DEFAULT CNDB IS BEING —▶▶

▶— USED FOR CONSOLE — *conname*, — CNDB — *cndbname* —▶

During dump job input processing, JES3 determined that a console destination block (CNDB) was at a higher version than supported by the current release. A matching console name is not defined on the current system. This message is followed by message IAT7255 which identifies the job being processed.

In the message text:

*conname*

The original console name from the CNDB. If the console name was zeros or blanks, 'N/A' appears in the message text.

*cndbname*

Indicates the specific CNDB being processed.

**System action:** JES3 uses the default values 'DUMMY' (for the console name) and X'7FFF' (for the console ID) in the CNDB.

**Operator response:** None, this is an informational message only written to the system log.

**System programmer response:** None

**Module:**

Containing	Detecting	Issuing
IATDJDT	IATDJIN	IATDJDT

**Routing Code:** –

**Descriptor Code:** –

---

## IAT7399

---

IAT7399

**Explanation:**

▶▶— DJdev — (*jobid*) — IATDJSV - REQUEST FAILED - — *request* —————▶▶

The dump job server address space encountered an error while attempting to invoke one of the following services:

- DYNALLOC - The dump job server address space was attempting to allocate the tape device that was specified on the \*CALL command.
- OPEN - The dump job server address space was attempting to open the tape data set for input or output.

In the message text:

*request* The operation that failed. This can be ALESERV, STIMERM, DYNALLOC, OPEN, CLOSE, EOV, or EXCP.

**System action:** The dump job DSP issues message IAT7200 and ends.

**Operator response:** Notify the system programmer.

**Module:**

**Containing**  
IATDJDT

**Detecting**  
IATDJOB

**Issuing**  
IATDJMGS

**Routing Code:** Note 18

**Descriptor Code:** –

---

## Chapter 19. Deadline Scheduling Messages

---

IAT7401

**Explanation:**

▶▶ DEADLINE DSP UNABLE TO COMPLETE— FAILURE PROCESSING AFTER ABEND—▶▶

The DEADLINE DSP is unable to reinitialize after an abend. This message is issued after a DM851.

**System action:** The DEADLINE DSP ended.

**Operator response:** Issue the X,DEADLINE command to call the DEADLINE DSP.

**Module:**

Containing	Detecting	Issuing
IATYDEL	IATDLND	IATDLND

**Routing Code:** 42

**Descriptor Code:** 7

---

IAT7405

**Explanation:**

▶▶ INVALID COMMAND TO DEADLINE—  
PARAMETERS—▶▶

A command other than \*START or \*CANCEL was issued to the DEADLINE DSP, or an incorrect parameter was found.

**System action:** JES3 ignores the command.

**Operator response:** Reissue the command correctly.

**Module:**

Containing	Detecting	Issuing
IATYDEL	IATDLND	IATDLND

**Routing Code:** 42

**Descriptor Code:** 7

---

IAT7410

**Explanation:**

▶▶ DEADLINED JOBS ARE STILL— IN THE SYSTEM.—▶▶

An attempt was made to cancel the DEADLINE DSP without the PURGE or J option while deadline scheduled jobs were still in the system.

**System action:** JES3 ignores the command.

**Operator response:** Reissue the command with the PURGE or J option, or wait until deadline scheduled jobs are out of the system.

**Module:**

## IAT7415 • IAT7425

**Containing**  
IATYDEL

**Detecting**  
IATDLND

**Issuing**  
IATDLND

**Routing Code:** 42

**Descriptor Code:** 7

---

### IAT7415

**Explanation:**

▶▶— JOB— *jobname (jobid)*— HAS INVALID— DEADLINE TYPE(t), DEADLINE ENTRY NOT UPDATED.—▶▶

During initialization of the deadline queue, an entry was found which specified a deadline type which was no longer in the deadline table.

**System action:** The job runs under the algorithm that was last defined for the type.

**Operator response:** None. This is an informational message.

**Module:**

**Containing**  
IATYDEL

**Detecting**  
IATDLIN

**Issuing**  
IATDLIN

**Routing Code:** 42

**Descriptor Code:** 7

---

### IAT7420

**Explanation:**

▶▶ \*— 

START
CANCEL

— DEADLINE COMMAND ACCEPTED.—▶▶

The DEADLINE DSP has accepted either a valid \*S,DEADLINE command or a valid \*C,DEADLINE command.

**System action:** JES3 either starts or cancels the DEADLINE DSP.

**Operator response:** None. This is an informational message.

**Module:**

**Containing**  
IATYDEL

**Detecting**  
IATDLND

**Issuing**  
IATDLND

**Routing Code:** 42

**Descriptor Code:** 7

---

### IAT7425

**Explanation:**

▶▶— JOB— IS PAST ITS DEADLINE.—▶▶

The specified job was still in the system after its deadline had passed.

**System action:** Processing for the job continues.

**Operator response:** None. This is an informational message.

**Module:**

Containing	Detecting	Issuing
IATYDEL	IATDLTM	IATDLTM

**Routing Code:** 42**Descriptor Code:** 7**IAT7430****Explanation:**

▶▶— ALGORITHM— *t*— RUNNING FOR JOB— *jobname (jobid)*—▶▶

The specified job is within lead time for its deadline. The algorithm whose type is *t* has started running.

**System action:** Processing continues.

**Operator response:** None. This is an informational message.

**Module:**

Containing	Detecting	Issuing
IATYDEL	IATDLTM	IATDLTM

**Routing Code:** 42**Descriptor Code:** 7**IAT7440****Explanation:**

▶▶— ERROR— READING— WRITING— DEADLINE QUEUE, ALL ENTRIES LOST—▶▶

A read error has occurred while reading the first record on the deadline queue, or an error occurred while writing a deadline queue record during error processing. This message is issued along with a DM850.

**System action:** The root FDB for the deadline queue is cleared in the checkpoint record and the deadline queue is purged.

**Operator response:** Notify the system programmer. Cancel and resubmit any job that requires the deadline function.

**Module:**

Containing	Detecting	Issuing
IATYDEL	IATDLTM	IATDLTM

**Routing Code:** 10,Note 7**Descriptor Code:** 7**IAT7445****Explanation:**

▶▶— ERROR— 

READING
WRITING

— DEADLINE QUEUE,— UNDETERMINED NUMBER OF ENTRIES LOST—▶▶

A read or an unrecoverable write error has occurred while reading or writing a record on the deadline queue; this is not the first record.

## IAT7450 • IAT7451

**System action:** The chain FDB in the previous record is cleared. Subsequent records in the deadline queue are purged.

**Operator response:** Notify system programmer. Cancel and resubmit the jobs that require the deadline function.

**Module:**

Containing	Detecting	Issuing
IATYDEL	IATDLND	IATDLND
IATYDEL	IATPURG	IATPURG
IATYDEL	IATISDL	IATISDL

**Routing Code:** Note 7

**Descriptor Code:** 7

---

### IAT7450

**Explanation:**

▶▶— JOB— *jobname (jobid)*— PURGED—▶▶

The specified job has been completed and purged from the system. Resources used by this job have been returned.

**System action:** Processing continues.

**Operator response:** None. This is an informational message.

**Module:**

Containing	Detecting	Issuing
IATYDEL	IATPURG	IATPURG

**Routing Code:** Note 7

**Descriptor Code:** 7

---

### IAT7451

**Explanation:**

▶▶— JOB— *jobname (jobid)*— IN PURGE WITH UNPROCESSED INTRDR—JOBS, REPLY WAIT OR CONTINUE—▶▶

This message is issued during purge processing when unprocessed internal reader data sets are found for the job being purged.

Replying WAIT will pause purge processing for a short time to allow internal reader jobs to process. When the time interval expires message IAT7451 is presented again.

Replying CONTINUE allows purge processing of the job to proceed.

**Note:** Internal reader jobs can be lost or abends can occur with this reply.

**System action:** Purge processing waits for the operator to reply.

**Operator response:** Reply WAIT or CONTINUE.

**Module:**

Containing	Detecting	Issuing
IATPURG	IATPURG	IATPURG

**Routing Code:** 1

**Descriptor Code:** 7



---

IAT7452**Explanation:**

▶▶ INCORRECT REPLY —————▶▶

This message is issued when an incorrect reply to message IAT7451 is entered.

**System action:** Message IAT7451 is reissued.

**Operator response:** None.

**Module:**

Containing	Detecting	Issuing
IATPURG	IATPURG	IATPURG

**Routing Code:** 2

**Descriptor Code:** 7

---

IAT7455**Explanation:**

▶▶ 

OSE
JDAB
JMR

 PURGE ERROR FOR JOB— *jobname (jobid)* —————▶▶

An error occurred when purging the specified control block for the indicated job. The single track table record used by this control block was not returned to the system.

**System action:** JES3 processing continues.

**Operator response:** Notify the system programmer.

**Module:**

Containing	Detecting	Issuing
IATYDEL	IATPURG	IATPURG

**Routing Code:** Note 7

**Descriptor Code:** 7



---

## Chapter 20. BSC RJP Messages

---

IAT7500

**Explanation:**

▶▶— RJP IS ACTIVE—▶▶

BSC RJP initialization has been completed and control is being passed to the BSC RJP line manager. The line manager, on first entry, attempts to start all lines defined as requiring automatic start. The operator may now communicate with BSC RJP to start, restart, or cancel BSC RJP lines.

**System action:** Control is transferred to the BSC RJP line manager.

**Operator response:** Follow your defined BSC RJP startup procedure, and respond to BSC RJP error messages as required.

**Module:**

Containing	Detecting	Issuing
IATRJDV	IATRJDV	IATRJDV

**Routing Code:** 8

**Descriptor Code:** 7

---

IAT7505

**Explanation:**

▶▶— LINE— *lname*— IS ALREADY ACTIVE—▶▶

A \*START,RJP command was issued to a line already in use by BSC RJP.

**System action:** JES3 ignores the command.

**Operator response:** None. This is an informational message.

**Module:**

Containing	Detecting	Issuing
IATRJM4	IATRJM4	IATRJM4

**Routing Code:** 8

**Descriptor Code:** 7

---

IAT7510

**Explanation:**

▶▶— RJP HAS BEEN CANCELED—▶▶

A \*CANCEL,RJP,L=ALL command was accepted or an \*START,RJP command was rejected because BSC RJP is withdrawing from the system in response to a previous \*CANCEL,RJP,L=ALL command.

**System action:** The active BSC RJP lines are canceled when no remote device is in use by a JES3 function on that line. When all active lines have been canceled, BSC RJP withdraws from the system.

**Operator response:** None. This is an informational message.

## IAT7515 • IAT7525

### Module:

**Containing**  
IATRJM4

**Detecting**  
IATRJM4

**Issuing**  
IATRJM4

**Routing Code:** 8

**Descriptor Code:** 7

---

### IAT7515

#### Explanation:

▶▶— INVALID PARAMETER OR LINE NAME SPECIFIED—▶▶

An incorrect \*START, \*RESTART, or \*CANCEL,RJP command was received.

**System action:** JES3 ignores the command; normal processing continues.

**Operator response:** Repeat the command correctly.

**Problem determination:** See Table III, item 4.

### Module:

**Containing**  
IATRJM4

**Detecting**  
IATRJM4

**Issuing**  
IATRJM4

**Routing Code:** 8

**Descriptor Code:** 7

---

### IAT7520

#### Explanation:

▶▶— RJP STARTED ON— *lname (dev)*—▶▶

A BSC RJP line has been successfully started. The line is now eligible to accept a sign-on.

**System action:** BSC RJP monitors the line for a sign-on attempt by a remote workstation.

**Operator response:** None. This is an informational message.

### Module:

**Containing**  
IATRJM5

**Detecting**  
IATRJM1

**Issuing**  
IATRJM1

**Routing Code:** 8

**Descriptor Code:** 7

---

### IAT7525

#### Explanation:

▶▶— LINE— *lname*— IS OFFLINE—▶▶

A \*START,RJP command was rejected because the line specified is offline.

**System action:** The line is not started.

**Operator response:** Issue the *\*V,dev,ONLINE* command to vary the line online, and repeat the *\*START,RJP* command.

**Module:**

Containing	Detecting	Issuing
IATRJM4	IATRJM4	IATRJM4

**Routing Code:** 8

**Descriptor Code:** 7

IAT7530

**Explanation:**

▶▶ I/O ERROR ON— *lname (ladr) com stat— sens internal-ccw-id* —▶▶

An I/O error occurred on the specified line. The meanings and values of the fields in the message are as follows. Variable *ccm* is the channel command word (CCW) op code:

01	- WRITE
02	- READ
03	- NOP
08	- TIC
23	- SET MODE
27	- ENABLE
2F	- DISABLE

Variable *stat* is the channel status word (CSW) status code. These codes are documented in the *System/370 Reference Summary*.

Variable *sens* is the sense information code:

80	- Command reject
40	- Intervention required
20	- Bus out check
10	- Equipment check
08	- Data check
04	- Overrun
02	- Lost data
01	- Time out

Variable *internal-ccw-id* is a code describing the command type and sequence. It is a 2-digit hexadecimal number formed by the addition of the definition values below. For example, an *internal-ccw-id* of 94 indicates binary synchronous sequence (80) from a programmable-type terminal (10) for a read-type command (04):  $80 + 10 + 04 = 94$ .

The following are CCW sequence type definitions:

80	- Binary synchronous sequence
40	- Prepare sequence
20	- Write sequence
10	- Programmable interface sequence

## IAT7535 • IAT7540

The following are CCW command type definitions:

- 00 - DISABLE
- 01 - SET MODE
- 02 - ENABLE
- 04 - READ
- 05 - READ RESPONSE (normal)
- 06 - READ RESPONSE (to inquiry)
- 07 - PREPARE
- 08 - WRITE
- 09 - WRITE RESPONSE
- 0A - SEND INQUIRY
- 0B - SEND EOT
- 0C - READ 3741 STATUS MSG

**System action:** If the error can be corrected, the I/O operation is attempted; otherwise, the line is canceled.

**Operator response:** None. This is an informational message.

**Problem determination:** See Table III, item 9.

**Module:**

Containing	Detecting	Issuing
IATRJM5	IATRJM4	IATRJM4
IATINDT	IATINR1	IATINDT

**Routing Code:** 8

**Descriptor Code:** 7

---

IAT7535

**Explanation:**

▶— LINE— *lname*— IS NOT ACTIVE—▶

A \*CANCEL or \*RESTART,RJP command was rejected because the indicated line had not been started.

**System action:** Processing continues.

**Operator response:** None. This is an informational message.

**Module:**

Containing	Detecting	Issuing
IATRJM4	IATRJM4	IATRJM4

**Routing Code:** 8

**Descriptor Code:** 7

---

IAT7540

**Explanation:**

►►— ERROR ON— *lname (dev) error text*—►►

One of the following serious errors occurred on the specified line:

INTERVENTION REQUIRED  
 DISASTROUS ERROR  
 NON-SIGNON CARD READ  
 BLOCK SEQUENCE ERROR  
 CARD DEBLOCKING ERROR  
 CONSOLE COMMAND TOO LONG  
 WORKSTATION RE-IPL  
 RCB MATCH NOT FOUND  
 INT REQ CC3 PATH/TCU INOP  
 30 CONSECUTIVE NAKS

**System action:** For INTERVENTION REQUIRED, NON-SIGNON CARD READ, BLOCK SEQUENCE ERROR, CARD DEBLOCKING ERROR, and CONSOLE COMMAND TOO LONG, the line is canceled and then automatically restarted.

**Operator response:** INT REQ CC3 PATH/TCU INOP or DISASTROUS ERROR may indicate that power is off at the control units or that modems are not ready. 30 CONSECUTIVE NAKS indicates that a potential NAK (negative acknowledgment character) loop exists. Ensure that the manual switches are properly set, then start the line again.

**Problem determination:** See Table III, item 4.

**Module:**

Containing	Detecting	Issuing
IATRJM5	IATRJM1	IATRJM1

**Routing Code:** 8

**Descriptor Code:** 7

IAT7545

**Explanation:**

►►— 30 CONSECUTIVE TIMEOUTS ON LINE— *lname*—►►

The designated line is experiencing an abnormal timeout. Line-related hardware or connections may not be functioning properly.

**System action:** JES3 attempts to continue use of the line.

**Operator response:** If this message is repeated, issue the \*CANCEL,RJP,L= command.

**Problem determination:** See Table III, item 4; Table I, item 30.

**Module:**

Containing	Detecting	Issuing
IATRJM4	IATRJM4	IATRJM4

**Routing Code:** 8

**Descriptor Code:** 7

## IAT7550 • IAT7565

---

### IAT7550

#### Explanation:

▶▶ *cm*— LINE COMMAND REJECTED—▶▶

A \*START, \*RESTART, or \*CANCEL,RJP,L= command was rejected.

**System action:** The system issues message IAT7505, IAT7510, IAT7525, or IAT7535 as explanation.

**Operator response:** None. This is an informational message.

#### Module:

Containing	Detecting	Issuing
IATRJM4	IATRJM4	IATRJM4

**Routing Code:** 8

**Descriptor Code:** 7

---

### IAT7560

#### Explanation:

▶▶ *wsname*— ON— *lname*— SIGNED OFF—▶▶

A /\*SIGNOFF statement was submitted from the remote workstation.

**System action:** When JES3 functions currently active on the workstation end, the line is canceled.

**Operator response:** None. The line is automatically canceled and started with no operator intervention.

#### Module:

Containing	Detecting	Issuing
IATRJM5	IATRJM2	IATRJM2

**Routing Code:** 8

**Descriptor Code:** 7

---

### IAT7565

#### Explanation:

▶▶ RJP INITIALIZATION FAILED—  
    ┌ RJP IS ALREADY ACTIVE—  
    ├ NO RJP LINES ARE DEFINED—  
    └ PAGE FIX ABNORMALLY TERMINATED—▶▶

BSC RJP could not be initialized for the reason stated.

**System action:** The \*X,RJP command is ignored.

**Operator response:** If BSC RJP is already active, no action is required. If no BSC RJP lines are defined, change the initialization stream and restart the system to initialize BSC RJP.

#### Module:

Containing	Detecting	Issuing
IATRJDV	IATRJDV	IATRJDV

**Routing Code:** 8



Descriptor Code: 7

---

IAT7566

**Explanation:**

▶▶— SPOOL READ ERROR DURING RJP INIT— FOR LINE— *lname*,— RJP CONTINUES—▶▶

A disk-resident control block could not be read from the spool.

**System action:** The line is not automatically started.

**Operator response:** If the line must be active, enter a \*START,RJP,L= command.

**Problem determination:** See the I/O error trace output that will be printed.

**Module:**

Containing	Detecting	Issuing
IATRJDV	IATRJDV	IATRJDV

Routing Code: 8

Descriptor Code: 7

---

IAT7567

**Explanation:**

▶▶— RECURSIVE ABEND ON— *lname*— FOR— *xxx*— LINE BEING DEACTIVATED—▶▶

An abend occurred on a RJP line or terminal recursively.

**System action:** The line is varied offline and then deactivated by dechaining it from the active line queue. This prevents the abend from degrading the system. Additionally, this prevents the possibility of RJP being quiesced. Any control blocks associated with the line before it was deactivated are not deleted. Any terminal signed on to the line before it was deactivated is quiesced until the next JES3 restart.

**Operator response:** The operator can vary the line back online and restart it. This restart causes new control blocks and pointers to be created.

**Module:**

Containing	Detecting	Issuing
IATRJDV	IATRJDV	IATRJDV

Routing Code: 8

Descriptor Code: 7

---

IAT7568

**Explanation:**

▶▶— ERROR ATTEMPTING TO CLOSE SPOOL FILE—FOR— *device name*— ERROR CODE— *error code*—▶▶

An ACLOSE macro was issued and an error occurred while attempting to close a multi-record file (MRF) on spool.

**System action:** JES3 cancels the RJP line and issues message IAT7570. JES3 processing continues.

**Operator response:** Attempt to restart the RJP line.

**Module:**

## IAT7570 • IAT7575

**Containing**  
IATRJDV

**Detecting**  
IATRJDV

**Issuing**  
IATRJDV

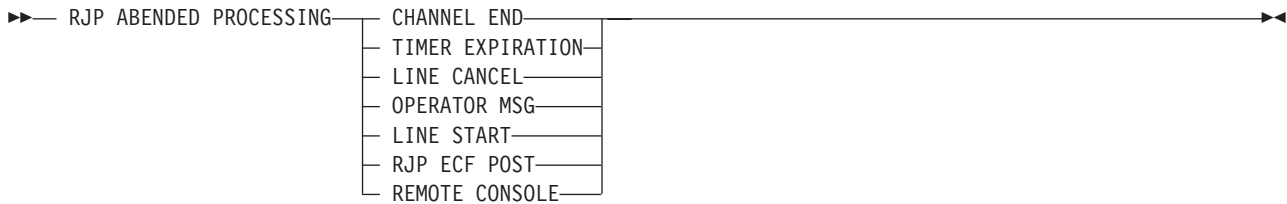
**Routing Code:** 8

**Descriptor Code:** 7

---

IAT7570

**Explanation:**



RJP abended for the reason stated.

**System action:** After a dump has been produced, BSC RJP is reinstated and the line that caused the failure is canceled immediately.

**Operator response:** Save the dump and the hard-copy message log. If RJPSNPS was active and SNAP recording was enabled for the failing line, enter the \*CANCEL RJPSNPS command and save the output.

**Problem determination:** See Table III, items 2 and 4.

**Module:**

**Containing**  
IATRJDV

**Detecting**  
IATRJDV

**Issuing**  
IATRJDV

**Routing Code:** 8

**Descriptor Code:** 7

---

IAT7575

**Explanation:**



The named remote workstation was successfully signed on to the line. If console support was specified and a CONSOLE initialization statement for line lname was provided, the text is WITH CONSOLE SUPPORT.

**System action:** If the workstation has output ready on the JES3 queue, the system attempts to send it to the remote workstation or punch. If the workstation has console support, any messages waiting are sent to the remote console.

**Operator response:** None. This is an informational message.

**Module:**

**Containing**  
IATRJM5

**Detecting**  
IATRJM3

**Issuing**  
IATRJM3

**Routing Code:** 8

**Descriptor Code:** 7

---

IAT7576**Explanation:**

▶▶— LINE— *lname* (*dev*)— IS TERMINATING—▶▶

This message indicates entry into IATCNRM to ensure writing any remaining messages to the spool file and closing of the spool file.

**System action:** Processing continues.

**Operator response:** None. This is an informational message.

**Module:**

Containing	Detecting	Issuing
IATRJM3	IATRJM3	IATRJM3

**Routing Code:** 8

**Descriptor Code:** 7

---

## IAT7577

**Explanation:**

▶▶— LINE HAS BEEN CANCELLED—▶▶

The BSC RJP line is being canceled because of operator request or error conditions.

**System action:** Processing continues.

**Operator response:** This message may be preceded by messages defining the error.

**Module:**

Containing	Detecting	Issuing
IATRJM3	IATRJM3	IATRJM3

**Routing Code:** 8

**Descriptor Code:** 7

---

## IAT7580

**Explanation:**

▶▶— [SIGNON=— *wsname*—] ON— *lname*— IS INVALID—▶▶  
 [PASSWORD=— *xxx*—]

A BSC RJP workstation attempted to sign on to the system using an incorrect name, an incorrect password or a second sign-on statement was read from the remote workstation.

**System action:** The line is canceled and restarted.

**Operator response:** The remote operator should correct the sign-on statement or password, reload the workstation package, and sign-on or enter the password again.

**Problem determination:** See Table III, item 4.

**Module:**

Containing	Detecting	Issuing
IATRJM5	IATRJM3	IATRJM3

## IAT7581 • IAT7583

**Routing Code:** 8

**Descriptor Code:** 7

---

### IAT7581

**Explanation:**

▶▶— CURRENTLY CANNOT SIGN— ON— *tname*— ON— *lname (dev)*—▶▶

A sign on to a remote terminal was unsuccessful. The sign on card could not be processed because an error occurred while trying to read in or build the required control blocks.

**Operator response:** Attempt the sign on again. If attempts continue to fail, notify the system programmer.

**System programmer response:** Obtain the SYSLOG and contact the IBM Support Center.

**Module:**

Containing	Detecting	Issuing
IATRJM5	IATRJM3	IATRJM3

**Routing Code:** 8

**Descriptor Code:** –

---

### IAT7582

**Explanation:**

▶▶— AUTO SIGNON INVALID FOR— *termname*, *lname*— LINE STARTED, AUTO SIGNON IGNORED—▶▶

An RJP line is being started, but it has the AUTO sign-on parameters specified for an intelligent workstation.

**System action:** JES3 starts the line as if AUTO had not been specified. A workstation may sign on using the normal sign-on record.

**Programmer response:** Remove the AUTO parameter from the RJPLINE initialization statement.

**Module:**

Containing	Detecting	Issuing
IATRJM5	IATRJM1	IATRJM1

**Routing Code:** 8

**Descriptor Code:** 7

---

### IAT7583

**Explanation:**

▶▶— PATH VALIDATION FAILED,— *lname (dev)*—▶▶

RJP line path validation failed.

**System action:** The RJP line will not be started. Any line control blocks obtained will be released.

**Operator response:** Notify the system programmer.

**Programmer response:** Check any control units pertaining to the RJP line path.

**Module:**

**Containing**  
IATRJM5

**Detecting**  
IATRJM1

**Issuing**  
IATRJM1

**Routing Code:** 8

**Descriptor Code:** 7

IAT7585

**Explanation:**

```

▶▶— RTAM ABENDED PROCESSING— OPEN— FOR DEVICE— devname—————▶▶
      |
      | CLOSE—
      | GET—
      | PUT—
  
```

RTAM abended for the reason stated.

**System action:** After a dump has been produced, the function using RTAM is reinstated. The corresponding line is canceled immediately.

**Operator response:** Save the dump and the hard-copy message log. If RJPSNPS was active and snapshot recording was enabled for the failing line, enter the \*CANCEL, RJPSNPS command and save the output.

**Problem determination:** See Table III, items 2 and 4.

**Module:**

**Containing**  
IATRJM2  
IATRJM2

**Detecting**  
IATRJM2  
IATRJM2

**Issuing**  
IATRJM2  
IATRJM3

**Routing Code:** 8

**Descriptor Code:** 7

IAT7586

**Explanation:**

```

▶▶— NEW PASSWORD REJECTED FOR WS=wsname— ON— linename— - CHANGE NOT ALLOWED—▶▶
  
```

RJP password checking was performed by JES3 rather than by RACF® or another security product. The new password field on the /\*SIGNON statement is ignored.

In the message text:

*wsname* is the workstation for which the new password was rejected.

*linename*

is the name of the line used to communicate with JES3.

**System action:** The RJP WS logon continues normally.

**Programmer response:** A new password can be assigned to the workstation only through the \*MODIFY T operator command when RACF or other security product password protection is inactive.

**Module:**

**Containing**  
IATRJM5

**Detecting**  
IATRJM3

**Issuing**  
IATRJM3

**Routing Code:** 8

**Descriptor Code:** 7

## IAT7590 • IAT7602

---

### IAT7590

#### Explanation:

▶▶— *lname (dev)*— CANCELLED—▶▶

A cancel line command or a terminal sign-off request was successful processed.

**System action:** Processing continues.

**Operator response:** If the line was canceled by the operator, reactivate it with a \*START,RJP,L= command.

#### Module:

Containing	Detecting	Issuing
IATRJM5	IATRJM4	IATRJM4

**Routing Code:** 8

**Descriptor Code:** 7

---

### IAT7595

#### Explanation:

▶▶— RJPSNAPS OUTPUT EXCEEDS— *nnn*— LINES—▶▶

This message is issued for every 2000 lines of output generated during BSC RJP line tracing.

**System action:** Processing continues.

**Operator response:** If you want current trace output printed, enter the \*CALL,RJPSNPS command; if not, enter the \*CANCEL,RJPSNPS command.

#### Module:

Containing	Detecting	Issuing
IATRJSN	IATRJSN	IATRJSN

**Routing Code:** 8

**Descriptor Code:** 7

---

### IAT7602

#### Explanation:

▶▶— *devname (devnum)* WRITER PIPELINE CLEARED—▶▶

After an FSS writer failed, the writer did not release the SYSOUT data sets scheduled to it. JES3 has unscheduled the data sets so that they can be processed.

**System action:** FSS writer termination continues.

**Operator response:** None. This is an informational message.

#### Module:

Containing	Detecting	Issuing
IATOSFD	IATOSFD	IATOSFD

**Routing Code:** 2,10

**Descriptor Code:** 4

---

**IAT7603****Explanation:**

▶▶— devname (devnum) AWAITING DATA SET RELEASE—————▶▶

An FSS writer has failed. JES3 will wait for the writer to release any data sets which are scheduled to the writer. If the writer does not do this, JES3 will unschedule the data sets and issue message IAT7602.

**System action:** FSS writer termination continues.

**Operator response:** None. This is an informational message.

**Module:**

Containing	Detecting	Issuing
IATOSFD	IATOSFD	IATOSFD

**Routing Code:** 2,10

**Descriptor Code:** 4

---

**IAT7604****Explanation:**

▶▶—JOB xxxxxxxx(iiiiiii) EXCEEDS OSE BUFFER NUMBER LIMIT,—JOB REMOVED FROM OUTPUT SERVICE—————▶▶

Output Service restart processing detected that the job contained OSEs whose sequence numbers cannot be processed at this level of JES3.

**System action:** The job is removed from all output service work queues. The output cannot be processed until the job is dumped and restored.

**Operator response:** Use the Dump Job (DJ) facility to dump and restore the job so that the job's OSE structure can be processed by this level of JES3.

**Module:**

Containing	Detecting	Issuing
IATOSDR	IATOSDR	IATOSDR

**Routing Code:** 10

**Descriptor Code:** 7





---

## Chapter 21. Output Service Messages

---

IAT7600

**Explanation:**

▶▶ 

PARAMETER	(— <i>field</i> —)	ON THE *CALL WTR COMMAND IS NOT VALID.
KEYWORD		

▶▶

▶ WTR(—*jobid*—),—CANCELLED.▶▶

Indicates that there was a non-valid parameter or keyword (*field*) on a \*CALL,WTR command. Also, there was no OUT= keyword specification on the command. Although the OUT= keyword is not required and JES3 provides a default device allocation, JES3 tries to confirm that the missing OUT= keyword is not caused by the syntax error. In the message text:

*field* Indicates the parameter or keyword causing the syntax error.

*jobid* The jobid of the called WTR DSP.

**System action:** The writer is terminated.

**Operator response:** Reissue the \*CALL,WTR command with the correct syntax.

**System programmer response:** None.

**Module:**

Containing	Detecting	Issuing
IATOSWC	IATOSWC	IATOSWC

**Routing Code:** Note 17

**Descriptor Code:** 7

---

IAT7602

**Explanation:**

▶▶—*devname*—(*devnum*)— WRITER PIPELINE CLEARED▶▶

After an FSS writer failed, the writer did not release the SYSOUT data sets scheduled to it. JES3 has unscheduled the data sets so that they can be processed.

**System action:** FSS writer termination continues.

**Operator response:** None. This is an informational message.

**System programmer response:** None.

**Module:**

Containing	Detecting	Issuing
IATOSFD	IATOSFD	IATOSFD

**Routing Code:** 2,10

**Descriptor Code:** 4

---

## IAT7603

---

IAT7603

**Explanation:**

▶▶—devname—(*devnum*)— Awaiting Data Set Release—▶▶

An FSS writer has failed. JES3 will wait for the writer to release any data sets which are scheduled to the writer. If the writer does not do this, JES3 will unschedule the data sets and issue message IAT7602.

**System action:** FSS writer termination continues.

**Operator response:** None. This is an informational message.

**System programmer response:** None.

**Module:**

**Containing**  
IATOSFD

**Detecting**  
IATOSFD

**Issuing**  
IATOSFD

**Routing Code:** 2,10

**Descriptor Code:** 4

---

## Chapter 22. Utilities Messages

---

IAT7755

**Explanation:**

▶▶— INVALID PARM, OR NET NOT IN SYSTEM —▶▶

When the DISPLAY DJC DSP was invoked, an incorrect parameter was specified, or the specified network is not identified to the system.

**System action:** The job is canceled.

**Operator response:** Resubmit the job using the proper parameter or network identification.

**Module:**

Containing	Detecting	Issuing
IATUTDD	IATUTDD	IATUTDD

**Routing Code:** Note 18

**Descriptor Code:** 7

---

IAT7756

**Explanation:**

▶▶— DSP —'DISPDJC' FAILED —PROCESSING ABORTED —▶▶

└ FOR NET — *djnet* ─┘

An error occurred while the DISPDJC DSP was executing. If a network was being processed at the time of failure, its number is given in *djnet*.

**System action:** The DISPDJC DSP will attempt to free the resources in use, then will end.

**Operator response:** Notify the system programmer and then issue a \*CALL,DISPDJC command when the problem is corrected.

**Module:**

Containing	Detecting	Issuing
IATUTDD	IATUTDD	IATUTDD

**Routing Code:** Note 18

**Descriptor Code:** 7

---

IAT7757

**Explanation:**

▶▶—RECURSIVE ABEND,—DISPDJC BEING TERMINATED—▶▶

The DISPDJC DSP encountered a recursive error while attempting to free resources after an error. This message is issued with DM955.

**System action:** The DISPDJC DSP is ended with a DM955 completion code.

## IAT7758 • IAT7760

**Operator response:** Notify the system programmer and issue a \*CALL,DISPDJC command after the problem is corrected.

**Module:**

Containing	Detecting	Issuing
IATUTDD	IATUTDD	IATUTDD

**Routing Code:** Note 18

**Descriptor Code:** 7

---

### IAT7758

**Explanation:**

▶▶—ERROR ACCESSING —NET CONTROL BLOCK, NET ABORTED —▶▶

An error occurred while the DISPDJC DSP was accessing network control blocks.

**System action:** The DJC network being processed when the error occurred is ended. Normal processing resumes with the next network.

**Operator response:** Notify the system programmer.

**Module:**

Containing	Detecting	Issuing
IATUTDD	IATUTDD	IATUTDD

**Routing Code:** Note 19

**Descriptor Code:** 7

---

### IAT7759

**Explanation:**

▶▶— *spaddr*— IS NOT A VALID SPOOL ADDRESS—▶▶

This message is issued in response to an \*S,DC,SPADDR=*spaddr* request to display the specified spool record. The spool address that was specified is not valid.

**System action:** JES3 issued message IAT7921 and then waits for an operator response.

**Operator response:** Correct and reenter the command.

**Module:**

Containing	Detecting	Issuing
IATUTDA	IATUTD1	IATUTD0

**Routing Code:** —

**Descriptor Code:** —

---

### IAT7760

**Explanation:**

▶▶— INVALID PARAMETER, DISPLAY CANCELLED—▶▶

An error was encountered in processing the \*CALL, DISPLAY parameters.

**System action:** Processing continues.

**Operator response:** Verify that the correct parameters are being used, and resubmit the command. See z/OS JES3 *Diagnosis*.

**Module:**

**Containing**  
IATUTDS

**Detecting**  
IATUTDS

**Issuing**  
IATUTDS

**Routing Code:** Note 18

**Descriptor Code:** 7

### IAT7761

**Explanation:**

▶▶— PERM I/O ERROR, DISPLAY CANCELLED—▶▶

An I/O error has occurred or incorrect data was found by the DISPLAY DSP while processing a JES3 control block.

**System action:** The DSP ends and purges.

**Operator response:** Issue the \*CALL,DISPLAY command again. If the error recurs, contact the system programmer.

**Problem determination:** See Table I, item 29; Table III, items 4 and 7.

**Module:**

**Containing**  
IATUTDS

**Detecting**  
IATUTDS

**Issuing**  
IATUTDS

**Routing Code:** Note 7

**Descriptor Code:** 7

### IAT7762

**Explanation:**

▶▶-- *prty jobid jobname*—▶▶

[ *optional information* ]

This message is issued in response to a \*CALL,DISPLAY,J= command. The entire status of the designated job, as determined by internal job-related control blocks, is displayed.

See also Table 1 on page 4 for the meanings of data appearing in the message.

Brackets [such as these], indicate that the enclosed information is printed only when the specific data is present. Field names provided (in parentheses) for the fields being formatted, or from where the information is being obtained. The *optional information* is listed below in brackets [ ]... .

- *prty jobid jobname* - priority, job ID, and name of the job (JCTPRTY, JCTJOB, JCTJBNAM)
- [SE=(dspname-status,...)] - all scheduler elements, if any, for the job are listed. (DSPNAME, SEFLAGS) For each scheduler element, the status is one of the following:
  - ACTIVE - this SE is active
  - COMPLETE - this SE is complete
  - RESCHDL - this SE is returned for rescheduling
  - NOSTAT - this SE is none of the above
- JCTMAINS=(mpname,...) - JCTMAINS is a list of the mains where the job is eligible to run. 'NONE' indicates that no main is eligible. (JCTMAINS/MPNAME)
- [,SRVCLASS=*srvc*lass] - the service class for the job

## IAT7762

- [,SCHENV=schenv - the job's scheduling environment if one was specified
- [,ORG=device group origin[ - group of devices or node from which the job originated (JCTGPORG)
- [,CLASS=cls] - job class (JCTSCHCL)
- [,GROUP=group] - job class group (MGNAME)
- ,JTRACKS=trks-groups - the number of track groups allocated for job (JTSGRPCT)
- [,DSTRACKS=(DSNAME=dsname | DDNAME=ddn, TRACKS=trks-groups,...)]
  - DSNAME=userid.jobname.jobid.dsnumber.name, if dsnumber exists, (JCTOUSID, JCTJBNAM, JCTJOB, JDSDSNUM, JDSDSNAM) otherwise,
  -
- DDNAME=PROCSTEPNAME.STEPNAME.  
DDNAME  
(JDSPROCN, JDSSTEPN, JDSDDNAM)
  - TRACKS=number of track groups allocated for data set. (JTSGRPCT)
  - Provided for each sysout data set in the job that has its own track allocation table (TAT) (DSISO).
  - '\*\*\*\* JOB TAT SEARCH INCOMPLETE \*\*\*\*' - an error occurred in trying for format the spool track groups.
- [,RUN COMMAND] - indicates that a \*MODIFY,]=*mmm*,RUN command was issued for the job
- [,IORATE=iorate] - (JCTFL3) one of:
  - LOW - low
  - MED - medium
  - HIGH - high
- [,PROCLIB=ddn] - name of procedure library, IATPLBxx. (JCTPROC)
- ,MAINTYPE=system type - either JES or ANY (JCTSYSTEM)
- [,MVTREGN=region size] - first step region size (RQMVTISZ)
- [,VSREGN=region size] - largest step region size (RQVS2ISZ)
- [,MAINS=(mpname,...)] - a list of the mains where the job is eligible to run (RQMAINS/MPNAME)
- [,INDEX=rqindex] - the job is: (RQINDEX)
  - ACTIVE IN C/I IN AN FSS - active in a C/I FSS address space (RQFSSCI)
  - WAITING FOR POSTSCAN - waiting for postscan processing (batch job) (RQPCSBAT)
  - WAITING FOR POSTSCAN - waiting for postscan processing (demand select) (RQPSCDSL)
  - QD MDS FETCH PROCESSING - waiting for or active in MDS fetch processing (RQFETCH)
  - WAIT ON OPER VOL FETCH - waiting for the \*START SETUP,jobno command to be issued (RQVOLWT)
  - QD FOR MDS SYS SELECT - waiting for or active in MDS system select processing (RQSYSEL)
  - QD MDS ALLOC PROCESSING - waiting for or active in MDS allocation processing or waiting for one or more resources (RQALLOC)
  - WAIT ON UNAVAIL VOL(S) - waiting for a volume that was made unavailable because of the \*MODIFY S,VU=T-volser or \*MODIFY S,VU=D-volser command being issued (RQVLUAV)
  - WAIT ON OPER VOL MOUNT - waiting for a volume to be mounted or active in MDS verify processing (RQVERIFY)
  - QD FOR MDS SYS VERIFY - waiting for or active in MDS system verify processing (RQSYSVER)
  - ON MDS ERR Q (\*C OR \*R) - on the MDS error queue. Jobs that are put on the MDS error queue must be canceled or restarted by the operator (RQERROR)
  - QD FOR MAIN (NORMAL) - waiting to be selected on a main (RQSELECT)
  - IN EXECUTION ON MAIN - scheduled to execute or executing on a main (RQONMAIN)
  - QD FOR MDS BREAKDOWN - waiting for or active in MDS breakdown processing (RQBRKDOWN)
  - QD FOR MDS RESTART - waiting for or active in MDS restart processing (RQRESTR)
  - MAIN AND MDS COMPLETE - has completed GMS and MDS processing (RQDONE)
  - WAITING FOR OUTSERV - waiting for output service processing (RQOUTPT)
  - WAITING FOR WRITER - waiting for output service writer (RQOUTQUE)

WAITING FOR RESVD SERV - has completed MAIN processing but has not completed output service processing (RQOSWAIT)

OUTPUT SERVICE COMPLETE - has completed output service processing (RQCMLPT)

QD FOR MAIN (DEMAND) - is a demand select job

WAITING ENDING FUNCTION - is in the ending function but is waiting for I/O to complete (RQEFWAIT)

FAILED ENDING FUNCTION - encountered an error while it was in the ending function (RQEFBAD)

OUT OF VALID RANGE - the value in RQINDEX is greater than the maximum valid value

- [WAITING FOR wait reason] - If "WAITING FOR wait-reason" appears in the message, then the job is waiting for one of the following reasons (JQEQLGS):
  - SCHEDULING/ENDING FUNCTION
 

The job has just become ready and is waiting for the job segment scheduler (JSS) to schedule the job, or the job has just completed a JES3 function (such as C/I) and is waiting for JSS to mark the function complete and schedule the next function.
  - A DSP TO BECOME AVAILABLE
 

The job is waiting for DSP to become available. To determine which DSP the job is waiting for, examine the scheduler elements that appear in the "SE=" status messages above and find the first one marked "NOSTAT." Then issue the \*I,X,D=dspname command to determine whether there are enough DSPs defined or whether the DSP is in hold.
  - AN RQ TO BECOME AVAILABLE
 

JSS was unable to create an RQ to schedule the job because there are no RQs in the RQ cellpool, and storage for another cellpool extent could not be obtained. No action is required unless the condition persists for a long time.
  - A PROCLIB TO BECOME AVAILABLE
 

The job is waiting for the procedure library (PROCLIB=ddname) to become available. Either the procedure library could not be allocated, or another job is updating the PROCLIB. To determine the status of the procedure library, issue a \*I,PROCLIB,ID=nn command, where nn is the last two characters of the DDNAME.
  - A MAIN/CLASS/GROUP
 

The job is waiting for a main processor, a job class, or a job class group to become available. Either the main processor is offline, the job class is disabled on all main processors, or the group is disabled on all main processors.

If the job is waiting to be scheduled for C/I, i.e., (SE=(...,CI-NOSTAT,...) ) appears in the message, the job can only be waiting for a main processor because the status of the job's class and group does not affect C/I scheduling. To determine on which main processors the job is waiting, issue a \*I,S command (provided you are using JES3 setup), and examine the status of those main processors identified by "JCTMAINS=" At least one of these main processors must be connected or online to allow the job to be scheduled for C/I.

If the job is waiting to be scheduled for main (SE=(...,MAIN-NOSTAT,...) ) appears in the message), then the job can be waiting for a main processor, a job class, and/or a job class group. To determine on which main processors the job is waiting, issue a \*I,S command (provided you are using JES3 setup), and examine the status of those main processors identified by "JCTMAINS=" At least one of these main processors must be connected or online in order for the job to be scheduled for main. Then issue a \*I,G,ALL,classname command for the class name identified by "CLASS=". The class must be enabled on at least one main processor in order for the job to be scheduled for main. Then issue a \*I,G,ALL,G,groupname command for the group name identified by "GROUP=". The group must be enabled on at least one main processor in order for the job to be scheduled for main.
  - COMPLETION OF QUEUE PROCESSING
 

The job is waiting for JSS to complete processing its queues so that it can later be put back on the DSP wait queue. No action is required unless the condition persists for a long time.
  - SMS RESOURCES TO BECOME AVAILABLE
 

The job requires SMS-managed user catalogs to become available. This condition occurs when the volume or storage group, where the SMS-managed user catalog resides, is quiesced or disabled. You cannot list the specific storage groups and volumes that are required by this job; however, you can issue the D SMS,SG(ALL),LISTVOL command to list all of the storage groups and volumes defined in your installation.
  - A LOCATE MAIN TO BECOME AVAILABLE
 

The job is waiting for a main processor to become available for locate processing. This condition occurs when a job, that needs catalog-locate processing, is scheduled for C/I and the main becomes unavailable before the job

begins catalog-locate processing. To determine on which main processors the job is waiting for, issue a \*I,S command (provided you are using a JES3 setup), and examine the status of those main processors identified by "JCTMAINS=." At least one of these main processors must be available in order to be scheduled for C/I processing.

– A JOB WITH SAME NAME TO END

The job is waiting for a some other job with the same name to end (two jobs with the same name cannot be scheduled at the same time). Issue an \*I,J=jobname command to determine which job has already been scheduled.

– SOME UNKNOWN REASON

JES3 was unable to identify the reason that the job is waiting, probably because of a system error. Contact the system programmer.

- [,LINEST=line estimate] - (JCTMAXL)
- [,PAGEST=page estimate] - (JCTMAXP)
- [,BYTEST=byte estimate] - (JCTMAXB)
- [,CRDEST=card estimate] - (JCTMAXC)
- [JESMSG LG=[LOG NOLOG]] - (JCTNOJLG)
- [,OUSID=owning userid] - (JCTOUSID)
- [,TUSID=submitting userid] - (JCTTUSID)
- [,HOLD=hold status] - one of
  - ARM - job is held for automatic restart management (JCTARMH in JCTFL2)
  - OPR - operator hold (JCTOPHLD in JCTFL1)
  - DJC - DJC hold (dependent job control) (JCTDJCOH or JCTDJHLD in JCTDJFL1)
- [,DJCNET=djc net id] (JCTDJNET)
- RQJSTAT, See IAT8685 for description.
- 

[,JUNIT=(DD=jname,TYPE=dtype,  
UNIT=NO/devnum),... - The name,]

type of device, and device number (or 'NO') is provided for each device required by a DSP if the job being displayed is being processed by that DSP or is active on that DSP. (FCTGLIST / SUPDD, SUPTYPE, SUPDEVAD)

- [,SETMAIN=mpname] - the ID of the main (main processor sequence number) where the job is SETUP (JES3 allocation done before the job is executed) (JSTMAIN / MPNAME). This is printed once per job.
- [,XUNIT=(...)] - for each allocation request (JST DD entry), the following information is formatted:
  - [STEP=stepname] (JSTSTNM)
  - [,DD=ddname] (JSTDDNM)
  - [SMS MANAGED] - if applicable. (JSTSMS in JSTDFLG2) Not all possible message lines appear. For example, if the data set is SMS-managed, the beginning of the formatting for XUNIT appear as:

```
,XUNIT=(STEP=stepname
          ,DD=ddname
          ,SMS MANAGED
          ,TYPE=type of device
```

but, if the data set is not SMS-managed, this area appears as:

```
,XUNIT=(STEP=stepname
          ,DD=ddname
          ,VOL=volser
          ,UNIT=unit parm from JCL/text unit
          in SVC99 parmlist
          ,TYPE=type of device
```

- [,VOL=(SCR TCH|volser)] - (JSTSCR in JSTDFLG3 / JSTVOLID)
- [,UNIT=unit parm from JCL/text unit in SVC99 parmlist] - (JSTTYPE)
- [,TYPE=type of device] - (JSTDFLG1) one of:
  - TAPE - tape device



- DA - direct access device
- UR - unit record device
- GRPH - graphic device
- UNKN - none of the above
- [DISP=disposition] - (JSTDFLG2) one of:
  - OLD
  - NEW
  - SHR
  - MOD
- [ALLOC=device number] - the number of the JES3-managed device allocated to this request, if any (JSTDEV / SETUADR)
- [REASON=allocation failure reason] - why the job remains on the allocate queue (JSTMFAIL). One of:
  - DEV ALLOC FAILED - device allocation was unsuccessful (JSTDVNAL)
  - DSN ALLOC FAILED - data set allocation was unsuccessful (JSTDSNAL)
  - VOL ALLOC FAILED - volume allocation was unsuccessful (JSTVLNAL)
  - UNAVAIL VOLUME - the volume is unavailable (JSTVUNAL)
  - VOL MOUNT PENDING - The volume was referenced in an IAT5210 message telling the operator to mount or check this volume and now needs to be verified (JSTMNTPD)
- [RING] - ring required for tape (JSTRING in JSTDFLG2)
- [LVOL] - last use of volume by job (JSTVLINC in JSTDFLG4)
- [LDSN] - last use of data set by job (JSTDSINC in JSTDFLG4)
- [LDEV] - last use of device by job (JSTDVINC in JSTDFLG4)
- [DEFER] - UNIT=(,DEFER) specified (JSTDEFER in JSTDFLG2)
- [NOMOUNT] - no volume mount is required for pre-execution SETUP (JSTNOMNT in JSTDFLG3)
- [NODEV] - no device required because this is not the first reference to the device (JSTNODEV in JSTDFLG3)
- [BYPDSAL] - bypass data set allocation for this data set (that is, do not build a SETDSN for this data set) (JSTBDSAL in JSTDFLG6)
- [DSN=data set name] - data set name (JSTDSNAM)
- [MDS FAILED TO ALLOCATE THE FOLLOWING ON mpname] - MDS was unable to allocate a resource to the job. mpname is the main where allocation failed during MDS processing (ARLMAIN). The reason is one of the following:
  - [mmmm OUT OF nnnn REQUESTS FOR DEVICE=devtype] - MDS was not able to allocate all of the devices requested by the job.
    - mmmm - the number of devices that MDS was not able to allocate to the job (ARLDEVFL)
    - nnnn - the total number of devices the job requested (ARLDEVQR)
    - devtype - the unit names (NAME in IATYNAM) or device number (SETUADR) of the device requested (ARLNAME)
  - [THE DEVICE REQUIRED FOR SERIAL=vol] - the job was unable to allocate the device required for a permanently resident volume (ARLVOLAD / VLMSER)
  - [A REQUEST FOR SERIAL=volser EXCL={YES|NO}] - the job was unable to allocate the specified volume (ARLVOLAD / VLMSER). EXCL = YES/NO refers to the volume.
  - [A REQUEST FOR DSNAM=data set name ON SERIAL=volser EXCL={YES|NO}] - the job was unable to allocate the specified data set (ARLDSNAD / DSNAM) on the specified volume (ARLVOLAD / VLMSER). EXCL = YES/NO refers to the data set.
  - [A REQUEST FOR DSNAM=data set name ,SMS MANAGED EXCL={YES|NO}] - the job was unable to allocate the specified SMS managed data set (ARLDSNAD / DSNAM). EXCL = YES/NO refers to the data set.
- [MVSMINLV=z/OS vv.rr.mm] - the MVS converter has determined that this job must execute on a system whose level matches or exceeds the level shown, where vv is the version, rr is the release and mm is the modification level for MVS z/OS. If MVSMINLV is omitted, there is no minimum MVS level associated with this job.

**System action:** Processing continues.

**System programmer response:** The action to be taken depends on the reason for issuing the \*CALL,DISPLAY

## IAT7763 • IAT7765

command. See *z/OS JES3 Commands* for specific \*INQUIRY commands.

### Module:

Containing	Detecting	Issuing
IATUTDS	IATUTDS	IATUTDS

**Routing Code:** Note 17

**Descriptor Code:** 7

---

### IAT7763

#### Explanation:

▶▶— JOB — *jobid* — NOT IN SYSTEM, DISPLAY CANCELLED —▶▶

An \*X,DISPLAY,J=*jobno* command was issued for a job that is not in the system.

**System action:** The DISPLAY DSP is canceled.

**Operator response:** Check the job number, and reissue the command.

### Module:

Containing	Detecting	Issuing
IATUTDS	IATUTDS	IATUTDS

**Routing Code:** Note 18

**Descriptor Code:** 7

---

### IAT7764

#### Explanation:

▶▶— *nnnnn*— JOBS HAVE DATA ALLOCATED— ON THE SPOOL DATA SET —▶▶

This is a response to a \*CALL,DISPLAY,DD=(*ddn*[,*ddn*]...) command. It shows how many jobs have data allocated on the spool data sets.

**System action:** Processing continues.

**Operator response:** None. This is an informational message.

### Module:

Containing	Detecting	Issuing
IATUTDS	IATUTDS	IATUTDS

**Routing Code:** Note 18

**Descriptor Code:** 7

---

### IAT7765

#### Explanation:

▶▶— IATUTJCT UTILITY ACTIVE —▶▶

This message indicates that the IATUTJCT utility has been started. It is highlighted while the IATUTJCT utility is active and the highlighting is removed when the IATUTJCT utility completes.

**System action:** Processing continues.

**Operator response:** None. This is an informational message.

**Module:**

<b>Containing</b> IATUTJCT	<b>Detecting</b> IATUTJCT	<b>Issuing</b> IATUTJCT
-------------------------------	------------------------------	----------------------------

**Routing Code:** 2

**Descriptor Code:** 2

IAT7766

**Explanation:**

▶▶ IATUTJCT COULD NOT ESTABLISH RECOVERY ENVIRONMENT ◀◀

The IATUTJCT attempted to establish a recovery environment but was unable to do so.

**System action:** IATUTJCT also issues message IAT7767 and ends with a return code of 4.

**Operator response:** Notify the system programmer.

**System programmer response:** If the problem persists, search problem reporting databases for a fix for the problem. If no fix exists, contact the IBM Support Center.

**Module:**

<b>Containing</b> IATUTJCT	<b>Detecting</b> IATUTJCT	<b>Issuing</b> IATUTJCT
-------------------------------	------------------------------	----------------------------

**Routing Code:** 2

**Descriptor Code:** 4

IAT7767

**Explanation:**

▶▶ IATUTJCT UTILITY WAS UNSUCCESSFUL ◀◀

The IATUTJCT utility has completed unsuccessfully.

**System action:** IATUTJCT ends with a return code of 4.

**Operator response:** Notify the system programmer.

**System programmer response:** See other messages produced by the IATUTJCT utility that more specifically identify the error.

**Module:**

<b>Containing</b> IATUTJCT	<b>Detecting</b> IATUTJCT	<b>Issuing</b> IATUTJCT
-------------------------------	------------------------------	----------------------------

**Routing Code:** 2

**Descriptor Code:** 4

## IAT7768 • IAT7770

---

### IAT7768

#### Explanation:

▶▶ ERROR— ALLOCATING— DDNAME=— *ddn*— RC=— *rc*— EC=— *ec*— IC— *ic*—  
UNALLOCATING—

During dynamic unallocation or allocation of an old or new checkpoint data set, an error occurred. In the message text:

*ddn* The ddname for which the operation failed.

*rc* The return code from the dynamic allocation service.

*ec* The error code from the dynamic allocation service.

*ic* The information code from the dynamic allocation service.

**System action:** IATUTJCT also issues message IAT7767 and ends with a return code of 4.

**Operator response:** Notify the system programmer.

**System programmer response:** See *z/OS MVS Programming: Authorized Assembler Services Guide* for an explanation of the return code, error code, and information code. Take the indicated action(s) for these codes and retry the IATUTJCT utility. If the problem persists, search problem reporting databases for a fix for the problem. If no fix exists, contact the IBM Support Center.

#### Module:

**Containing**  
IATUTJSD

**Detecting**  
IATUTJSD

**Issuing**  
IATUTJSD

**Routing Code:** 2

**Descriptor Code:** 4

---

### IAT7769

#### Explanation:

▶▶ IATUTJCT UTILITY COMPLETED SUCCESSFULLY—

The IATUTJCT utility has completed successfully.

**System action:** The IATUTJCT utility completes with a return code of 0.

**Operator response:** None. This is an informational message.

#### Module:

**Containing**  
IATUTJCT

**Detecting**  
IATUTJCT

**Issuing**  
IATUTJCT

**Routing Code:** 2

**Descriptor Code:** 4

---

### IAT7770

#### Explanation:

▶▶ PARAMETER— *parameter*— NOT RECOGNIZED— BY IATUTJCT—

The IATUTJCT utility was invoked with the specified parameter, but this parameter is not valid. The only valid parameters are MIGRATE and FALLBCK.

**System action:** IATUTJCT also issues message IAT7767 and ends with a return code of 4.

**Operator response:** If the text was entered as a parameter on the MVS START command using a started procedure that runs IATUTJCT, invoke the START command again using the correct parameter.

**System programmer response:** If the text is a parameter on the EXEC PGM=IATUTJCT statement within a started procedure that runs IATUTJCT, correct the parameter.

**Module:**

Containing	Detecting	Issuing
IATUTJCT	IATUTJCT	IATUTJCT

**Routing Code:** 2

**Descriptor Code:** 4

**IAT7771**

**Explanation:**

▶▶ *module* ENDED ABNORMALLY ◀◀

While the IATUTJCT utility was running, the specified module (*module*) abnormally ended.

**System action:** IATUTJCT generates a dump. Following this message, IATUTJCT also issues message IAT7767 and ends with a return code of 4.

**Operator response:** Notify the system programmer.

**System programmer response:** If the problem persists, search problem reporting databases for a fix for the problem. If no fix exists, save the dump and contact the IBM Support Center.

**Module:**

Containing	Detecting	Issuing
IATUTJCT	IATUTJRC	IATUTJCT
IATUTJCT	IATUTJRC	IATUTJCC
IATUTJCT	IATUTJRC	IATUTJEE
IATUTJCT	IATUTJRC	IATUTJDD
IATUTJCT	IATUTJRC	IATUTJCI
IATUTJCT	IATUTJRC	IATUTJCJ
IATUTJCT	IATUTJRC	IATUTJGT
IATUTJCT	IATUTJRC	IATUTJPT
IATUTJCT	IATUTJRC	IATUTJEX
IATUTJCT	IATUTJRC	IATUTJUC
IATUTJCT	IATUTJRC	IATUTJCC
IATUTJCT	IATUTJRC	IATUTJSD

**Routing Code:** 2

**Descriptor Code:** 4

**IAT7772**

**Explanation:**

▶▶ EXCP ERROR OCCURRED WITH DDNAME=*ddname*,—FUNCTION=*func* ◀◀

While the IATUTJCT utility was reading or writing JCT entries, an unexpected I/O error occurred. Messages IAT7781 and IAT7782 accompany this message and contain diagnostic information about the error.

In the message text:

## IAT7773 • IAT7774

*ddn* The ddname for which the error occurred.

*func* The function that was being attempted. This function is either GET, PUT, or READ COUNT.

**System action:** IATUTJCT also issues message IAT7767 and ends with a return code of 4.

**Operator response:** Notify the system programmer.

**System programmer response:** If the problem persists, search problem reporting databases for a fix for the problem. If no fix exists, contact the IBM Support Center.

**Module:**

Containing	Detecting	Issuing
IATUTJEX	IATUTJEX	IATUTJEX

**Routing Code:** 2

**Descriptor Code:** 4

---

IAT7773

**Explanation:**

▶— UNABLE TO LOAD IATGRCK—▶

IATUTJCT could not load the JES3 checkpoint access method module, IATGRCK.

**System action:** IATUTJCT also issues message IAT7767 and ends with a return code of 4.

**Operator response:** Notify the system programmer.

**System programmer response:** Verify that the SYS1.PARMLIB(LNKLSTxx) member or a //STEPLIB DD statement in the IATUTJCT procedure points to the correct load module containing the IATGRCK module. If no installation errors are found, retry the IATUTJCT utility. If the problem persists, search problem reporting databases for a fix for the problem. If no fix exists, contact the IBM Support Center.

**Module:**

Containing	Detecting	Issuing
IATUTJEE	IATUTJEE	IATUTJEE

**Routing Code:** 2

**Descriptor Code:** 4

---

IAT7774

**Explanation:**

▶— JCT ALREADY— *jct state*—▶

The IATUTJCT utility cannot perform the requested operation because of the current state of the JCT. In the message text:

*jcl state*

MIGRATED or AT LOWEST LEVEL ALLOWED

**System action:** IATUTJCT also issues message IAT7767 and ends with a return code of 4.

**Operator response:** If the IATUTJCT utility is intended to be run at this time and the text was entered as a parameter on the MVS START command using a started procedure that runs IATUTJCT, invoke the START command again without specifying any parameter.

**System programmer response:** If the IATUTJCT utility is intended to be run at this time and the text is a parameter on the EXEC PGM=IATUTJCT statement within a started procedure that runs IATUTJCT, remove the parameter.

**Module:**

<b>Containing</b> IATUTJEE	<b>Detecting</b> IATUTJEE	<b>Issuing</b> IATUTJEE
-------------------------------	------------------------------	----------------------------

**Routing Code:** 2**Descriptor Code:** 4**IAT7775****Explanation:**

▶▶ UNABLE TO IDENTIFY VOL — VERSION FOR MIGRATION ◀◀

The IATUTJCT utility was invoked with the MIGRATE parameter, but IATUTJCT could not find the JCT's version in the VOL checkpoint record to validate the MIGRATE parameter.

**System action:** IATUTJCT also issues message IAT7767 and ends with a return code of 4.

**Operator response:** Notify the system programmer.

**System programmer response:** If the problem persists, search problem reporting databases for a fix for the problem. If no fix exists, contact the IBM Support Center.

**Module:**

<b>Containing</b> IATUTJEE	<b>Detecting</b> IATUTJEE	<b>Issuing</b> IATUTJEE
-------------------------------	------------------------------	----------------------------

**Routing Code:** 2**Descriptor Code:** 4**IAT7776****Explanation:**

▶▶ CHECKPOINT OPERATION — *ckptop* — [ FOR RECORD — *rec* ] FAILED, R15= — *r15* ◀◀

While running the IATUTJCT utility, a checkpoint error occurred.  
In the message text:

*ckptop* The checkpoint operation that failed. The operation will be RESERVE, READ, WRITE, or PURGE. The failing record will be present if the operation is READ or WRITE.

*rec* The identification of the checkpoint record for the failing READ or WRITE operation.

*r15* The return code from the checkpoint operation as described under the IATXCKPT macro in *z/OS JES3 Customization* .

If *rec* is **NONE**, there was an unexpected error leading the IATUTJCT utility to detect that there were no checkpoint records to write. In this case, *r15* will be the text **N/A**.

**System action:** IATUTJCT also issues message IAT7767 and ends with a return code of 4.

**Operator response:** Notify the system programmer.

**System programmer response:** Verify that the IATUTJCT procedure contains correct DD statements for CHKPNT and CHKPNT2. In particular, verify that the DD statements for the new and old checkpoint data sets were not inadvertently reversed. If no installation errors are found, retry the IATUTJCT utility. If the problem persists, search problem reporting databases for a fix for the problem. If no fix exists, contact the IBM Support Center.

**Module:**

## IAT7777 • IAT7779

**Containing**  
IATUTJEE  
IATUTJCC

**Detecting**  
IATUTJEE  
IATUTJCC

**Issuing**  
IATUTJEE  
IATUTJCC

**Routing Code:** 2

**Descriptor Code:** 4

---

IAT7777

**Explanation:**

▶▶— TOO MANY RECORDS IDS—IN CHECKPOINT DATA SET—▶▶

The IATUTJCT utility was unable to read the old checkpoint data set into storage because it contains too many checkpoint record identifiers (record ids). IATUTJCT supports a maximum of 100 record ids. This message is issued because the installation writes its own checkpoint records, and the combination of JES3 and installation-defined checkpoint record ids exceeds this limit.

**System action:** IATUTJCT also issues message IAT7767 and ends with a return code of 4.

**Operator response:** Notify the system programmer.

**System programmer response:** If the number of installation-defined checkpoint record identifiers cannot be reduced, contact the IBM Support Center.

**Module:**

**Containing**  
IATUTJEE

**Detecting**  
IATUTJEE

**Issuing**  
IATUTJEE

**Routing Code:** 2

**Descriptor Code:** 4

---

IAT7778

**Explanation:**

▶▶— IATUTJCT—

MIGRATE
FALLBCK

— FUNCTION ACTIVE—▶▶

The IATUTJCT utility was invoked and accepted by IATUTJCT.

**System action:** Processing continues.

**Operator response:** None. This is an informational message.

**Module:**

**Containing**  
IATUTJEE

**Detecting**  
IATUTJEE

**Issuing**  
IATUTJEE

**Routing Code:** 2

**Descriptor Code:** 4

---

IAT7779

**Explanation:**



▶▶ NO VOL RECORD FOUND IN CHECKPOINT DATA SET  
 └── JES3JCT VOL ENTRY ─┘

While validating the checkpoint data set, the IATUTJCT utility was either unable to find a VOL (volume) record, or it was unable to find a VOL (volume) entry for the JES3JCT extent.  
 The *type* of data that was not found:

**VOL RECORD**

The entire VOL record

**JES3JCT VOL ENTRY**

The entry for the JES3JCT extent within the VOL record.

**System action:** IATUTJCT also issues message IAT7767 and ends with a return code of 4.

**Operator response:** Notify the system programmer.

**System programmer response:** Verify that JES3's most recent global initialization completed successfully. Verify that the IATUTJCT procedure contains correct DD statements for CHPNT (and CHPNT2 if the alternate checkpoint data set is in use). In particular, verify that the DD statements for the new and old checkpoint data sets were not inadvertently reversed. Also determine if the new alternate checkpoint data set is referenced in the IATUTJCT procedure; if it is present, remove the reference. If no installation errors are found, retry the IATUTJCT utility. If the problem persists, search problem reporting databases for a fix for the problem. If no fix exists, contact the IBM Support Center.

**Module:**

**Containing**  
IATUTJEE

**Detecting**  
IATUTJEE

**Issuing**  
IATUTJEE

**Routing Code:** 2

**Descriptor Code:** 4

**IAT7780**

**Explanation:**

▶▶ ERROR WITH DDNAME=— *ddn*, *err* ─▶▶

IATUTJCT was unable to accept the data set identified by the specified DD because the data set violates a restriction identified by the error text.

In the message text:

*ddn* The ddname of the data set that has the error.

*err* Identifies why the data set was not acceptable and is one of the following:

- MULTIPLE EXTENTS  
The data set was allocated with multiple extents and only one extent is allowed.
- NO SPACE ALLOCATED  
The data set was allocated with zero space specified.
- NOT ON CYLINDER BOUNDARY  
The data set was not allocated in space units of cylinders.

**System action:** IATUTJCT also issues message IAT7767 and ends with a return code of 4.

**Operator response:** Notify the system programmer.

**System programmer response:** Correct the allocation of the incorrect data set.

**Module:**

**Containing**  
IATUTJDD

**Detecting**  
IATUTJDD

**Issuing**  
IATUTJDD

## IAT7781 • IAT7782

**Routing Code:** 2

**Descriptor Code:** 4

---

### IAT7781

**Explanation:**

▶▶— IOB DATA AT— *address \* word1 word2 word3 word4 \**—————▶▶

This is diagnostic information that accompanies message IAT7772 and contains four words of the IOB. This message is issued three times, each time with the four words below, for a total of 48 bytes.  
In the message text:

*address* The address of the current 4-word fragment of the IOB being written.

*word1* Word 1 of the current IOB fragment.

*word2* Word 2 of the current IOB fragment.

*word3* Word 3 of the current IOB fragment.

*word4* Word 4 of the current IOB fragment.

**System action:** See message IAT7772.

**Operator response:** See message IAT7772.

**System programmer response:** See message IAT7772.

**Module:**

**Containing**  
IATUTJEX

**Detecting**  
IATUTJEX

**Issuing**  
IATUTJEX

**Routing Code:** 2

**Descriptor Code:** 4

---

### IAT7782

**Explanation:**

▶▶— THE FAILING CCW AT ADDRESS— *address*—CONTAINS— *ccw1 ccw2*—————▶▶

This is diagnostic information that accompanies message IAT7772 and contents of the failing CCW.  
In the message text:

*address* The address of the failing CCW.

*ccw1* Word 1 of the failing CCW.

*ccw2* Word 2 of the failing CCW.

**System action:** See message IAT7772.

**Operator response:** See message IAT7772.

**System programmer response:** See message IAT7772.

**Module:**

**Containing**  
IATUTJEX

**Detecting**  
IATUTJEX

**Issuing**  
IATUTJEX

**Routing Code:** 2

Descriptor Code: 4

---

**IAT7783**

**Explanation:**

▶▶— *dsop*— OPERATION FAILED FOR DDNAME=— *ddn*—▶▶

IATUTJCT attempted the listed operation for the DD in order to obtain data set characteristics needed to process the data set, but this operation failed.

In the message text:

*ddn*     The ddname for which the operation failed.

*dsop*     The data set operation that failed.

Operations include:

- OPEN  
IATUTJCT was attempting to open the data set allocated under the specified *ddn*.
- RDJFCB  
IATUTJCT was attempting to read the job file control block for the data set allocated under the specified *ddn*.
- DEVTYPE  
IATUTJCT was attempting to determine device information for the data set allocated under the specified *ddn*.

**System action:** If the operation is RDJFCB and the DD is CHKPNT2, IATUTJCT continues; otherwise, otherwise, IATUTJCT also issues message IAT7767 and ends with a return code of 4.

**Operator response:** Notify the system programmer.

**System programmer response:** If the operation is RDJFCB, this is most likely caused by a missing DD statement in the IATUTJCT procedure. The ddnames CHKPNT, JES3JCT, NCHKPNT, and NJES3JCT are required. If one or more of these DD statements are missing, supply the missing DD statement(s). If all required DD statements are already present, or the operation listed is OPEN or DEVTYPE, and the problem persists, search problem reporting databases for a fix for the problem. If no fix exists, contact the IBM Support Center.

**Module:**

Containing	Detecting	Issuing
IATUTJDD	IATUTJDD	IATUTJDD

Routing Code: 2

Descriptor Code: 4

---

**IAT7784**

**Explanation:**

▶▶— NEW JCT DATA SET IS FULL—▶▶

While IATUTJCT was copying JCT entries from the old JCT data set to the new JCT data set, the new JCT data set filled up before all entries from the old JCT data set had been read.

**System action:** JES3 also issues message IAT7767 and IATUTJCT ends with a return code of 4.

**Operator response:** Notify the system programmer.

**System programmer response:** Reallocate the JCT data set with more space and retry the IATUTJCT utility.

**Module:**

Containing	Detecting	Issuing
IATUTJCT	IATUTJCT	IATUTJCT

## IAT7785 • IAT7786

**Routing Code:** 2

**Descriptor Code:** 4

---

### IAT7785

**Explanation:**

▶▶ TRACK CAPACITY ERROR FOR DDNAME=*ddn* R15=*r15*, R0=*r0*▶▶

The IATUTJCT utility was attempting to determine data set space characteristics for the data set allocated under the specified *ddn* using the TRKCALC service, but this operation resulted in values that are not acceptable to IATUTJCT. This message is typically issued because the block size for the JCT data set exceeds the maximum allowable track size on the device where the JCT data set resides.

In the message text:

*ddn* The ddname for which the TRKCALC service was being performed.

*r15* Register 15 as returned by the TRKCALC service.

*r0* Register 0 as returned by the TRKCALC service.

**System action:** IATUTJCT also issues message IAT7767 and ends with a return code of 4.

**Operator response:** Notify the system programmer.

**System programmer response:** Correct the allocation of the incorrect data set. If the data set is allocated correctly, see the DFSMSdfp Advanced Services document for the explanation of R15 and R0 as returned by the TRKCALC macro with the FUNCTN=TRKCAP parameter. Using this information, search problem reporting databases for a fix for the problem. If no fix exists, contact the IBM Support Center.

**Module:**

**Containing**

IATUTJCI

**Detecting**

IATUTJCI

**Issuing**

IATUTJCI

**Routing Code:** 2

**Descriptor Code:** 4

---

### IAT7786

**Explanation:**

▶▶ POTENTIAL CONFLICT, LAST KNOWN STATE OF JES3 ON *system* WAS: *status*▶▶

The IATUTJCT utility has been started on a complex where the state of JES3 is in potential conflict with IATUTJCT. This message is issued if JES3 is up or coming up. This message is also issued if a processor failed, was IPLed or reset and a \*RETURN was not performed first, or if a dynamic system interchange (DSI) was in progress but not completed. This message is repeated for each processor that is identified.

In the message text:

*system* The name of the system that was found.

*status* The status of the system, and is one of the following:

- UP  
JES3 is active, or was last known to be active, on the specified system.
- INITIALIZING  
JES3 is initializing, or was last known to be initializing, on the specified system.
- IN DSI AS NEW GLOBAL  
A DSI is in progress, or was last known to be in progress, and the specified system is the new global or was going to be the new global.

**System action:** IATUTJCT also issues message IAT7787.

**Operator response:** Reply to message IAT7787.

**System programmer response:** See message IAT7787.

**Module:**

Containing	Detecting	Issuing
IATUTJEE	IATUTJEE	IATUTJEE

**Routing Code:** 2

**Descriptor Code:** 4

IAT7787

**Explanation:**

►►— CONFIRM SYSTEM STATUS AND REPLY— CONTINUE OR CANCEL—►►

After message IAT7786 is issued, this message is issued once for all JES3 processors that are active and in conflict with the IATUTJCT utility.

**System action:** IATUTJCT waits for a reply from the operator.

**Operator response:** Notify the system programmer.

**System programmer response:**

- If you want to proceed with a test run of IATUTJCT, reply CONTINUE. After IATUTJCT completes, do not replace definitions of the old JCT and checkpoint data sets with the new ones.
- If you want to run IATUTJCT and subsequently replace the old checkpoint and JCT data set definitions, ensure that JES3 is not active on any system in the complex and then reply CONTINUE.
- If you do not want to run IATUTJCT, reply CANCEL.

**Module:**

Containing	Detecting	Issuing
IATUTJEE	IATUTJEE	IATUTJEE

**Routing Code:** 2

**Descriptor Code:** 4

IAT7788

**Explanation:**

►►— INCORRECT REPLY—►►

JES3 previously issued message IAT7787 requesting a reply of CONTINUE or CANCEL, but the actual reply given was not one of these values.

**System action:** JES3 reissues message IAT7787.

**Operator response:** Reply to message IAT7787 as indicated.

**System programmer response:** None.

**Module:**

Containing	Detecting	Issuing
IATUTJEE	IATUTJEE	IATUTJEE

## IAT7789 • IAT7790

**Routing Code:** 2

**Descriptor Code:** 4

---

IAT7789

**Explanation:**

▶▶— CHECKPOINT ERROR— *reasontext*—————▶▶

The IATUTJCT utility has detected an error reading the combination of the CHPKNT and CHPKNT2 ddnames. The reason text further identifies the error. All of the error conditions indicate some kind of corruption of the checkpoint data set(s).

In the message, *reasontext* is the reason for the error and is one of the following:

- NO USABLE CHECKPOINT DATA SET

Neither the CHPKNT nor the CHPKNT2 DD statements in the IATUTJCT procedure define a valid checkpoint data set.

- NO CHECKPOINT DATA MAP

The active checkpoint data set contains no data map. (The active checkpoint data set is CHPKNT if it or both checkpoint data sets are usable, CHPKNT2 if it is usable but CHPKNT is not.)

- NO TRACK MAP ENTRIES DEFINED

The active checkpoint data set contains no track map entries defined in the checkpoint area.

- NO MAIN PROCESSOR ENTRIES

The complex status record (CSR) contains no main processor entries.

**System action:** IATUTJCT also issues message IAT7767 and ends with a return code of 4.

**Operator response:** Notify the system programmer.

**System programmer response:** Verify that JES3's most recent global initialization completed successfully. Verify that the IATUTJCT procedure contains correct DD statements for CHPKNT (and CHPKNT2 if the alternate checkpoint data set is in use). In particular, verify that the DD statements for the new and old checkpoint data sets were not inadvertently reversed. Also ensure that the new alternate checkpoint data set is not referenced in the IATUTJCT procedure; if it is present, remove the reference. If no installation errors are found, retry the IATUTJCT utility. If the problem persists, search problem reporting databases for a fix for the problem. If no fix exists, contact the IBM Support Center.

**Module:**

**Containing**

IATUTJEE

**Detecting**

IATUTJEE

**Issuing**

IATUTJEE

**Routing Code:** 2

**Descriptor Code:** 4

---

IAT7790

**Explanation:**

▶▶— JCTS WILL BE SHRUNK BELOW SIZE REQUIRED— BY HJS6606 AND ABOVE. TO CONFIRM REPLY—————▶▶

▶— (CONTINUE, OR CANCEL)—————▶▶

This message is issued as a safeguard to ensure that shrinking JCTs is desired.

**System action:** IATUTJCT waits for a reply from the operator.

**Operator response:** If you want to proceed, reply CONTINUE. If you want to terminate this operation, reply CANCEL.

**Module:**

**Containing**  
IATUTJCJ

**Detecting**  
IATUTJCJ

**Issuing**  
IATUTJCJ

**Routing Code:** 2

**Descriptor Code:** 4

**IAT7791**

**Explanation:**

▶▶— JCT RECORDS ARE NOW THE SIZE REQUIRED— BY HJS6606 AND BELOW—▶▶

This message is issued when JCT records have been shrunk to the lowest level through a fallback request.

**System action:** Processing is complete.

**Operator response:** None.

**Module:**

**Containing**  
IATUTJUC

**Detecting**  
IATUTJUC

**Issuing**  
IATUTJUC

**Routing Code:** 2

**Descriptor Code:** 4

**IAT7792**

**Explanation:**

▶▶— THE IATYVOL VERSION NUMBER HAS BEEN— RESET TO THE HJS6606 AND ABOVE LEVEL—▶▶

This message is issued when a straight JCT copy request results in a corrupted version number being corrected.

**System action:** Processing is complete.

**Operator response:** None.

**Module:**

**Containing**  
IATUTJUC

**Detecting**  
IATUTJUC

**Issuing**  
IATUTJUC

**Routing Code:** 2

**Descriptor Code:** 4

**IAT7795**

**Explanation:**

▶▶— DJ— *dev-(jobid)*— : NET— *djnet*— CANNOT BE DUMPED —▶▶

▶— JOB— *jobname(jobid)*— IS ACTIVE IN— *dspname*—▶▶

The DJC network cannot be dumped because the indicated job, which is a member of the specified network, is active under the indicated DSP.

*DJdev-(jobid)* indicates the dump job DSP that issued the message, where *dev* is the tape device number and *jobid* identifies the DSP.

## IAT7796 • IAT7797

**System action:** The DJ DSP bypasses dumping the DJC network and continues processing if there are more jobs or DJC networks that need to be dumped based on the selection criteria specified on the current \*START request. The indicated network can be dumped after the job completes MAIN processing.

**Operator response:** Place the indicated DJC network in operator hold using the \*MODIFY,N command. Then, after DJ processing of the current \*START request is completed, issue a \*START,DJdev,N=djnet command to try dumping the network again when the indicated job is no longer active.

**Module:**

Containing	Detecting	Issuing
IATDJDT	IATDCNO	IATDJDT

**Routing Code:** Note 18

**Descriptor Code:** 7

---

### IAT7796

**Explanation:**

▶▶ DJ dev-(jobid) : NET djnet CANNOT BE DUMPED --- IS NOT IN OPERATOR HOLD ▶▶

The indicated DJC network *djnet* is not held and therefore cannot be dumped.

DJdev-(jobid) indicates the dump job DSP that issued the message, where *dev* is the tape device number and *jobid* identifies the DSP.

**System action:** The DJ DSP bypasses dumping the DJC network and continues processing if there are more jobs or DJC networks that need to be dumped based on the selection criteria specified on the current \*START request.

**Operator response:** Place the indicated DJC network in operator hold using the \*MODIFY,N command. Then, after DJ processing of the current \*START request is complete, issue a \*START,DJdev,N=djnet command to try dumping the network again.

**Module:**

Containing	Detecting	Issuing
IATDJDT	IATDJOT	IATDJDT

**Routing Code:** Note 18

**Descriptor Code:** 7

---

### IAT7797

**Explanation:**

▶▶ DJ dev-(jobid) : NET djnet CANNOT BE DUMPED --- [JCT] [JQE] ▶▶

▶ ERROR rc ON JOB jobname(jobid) ▶▶

The indicated job in DJC network *djnet*, can not be dumped because of an error return code from IATXJCT or IATXJQE. As a result, the entire DJC network cannot be dumped.

DJdev-(jobid) indicates the dump job DSP that issued the message, where *dev* is the tape device number and *jobid* identifies the DSP.

**System action:** The DJ DSP bypasses dumping the DJC network and continues processing if there are more jobs or DJC networks that need to be dumped based on the selection criteria specified on the current \*START request.

**Operator response:** Notify the system programmer.

**Programmer response:** See *z/OS JES3 Customization* for a description of the error return code.



**Problem determination:** See Table III, item 4.

**Module:**

Containing	Detecting	Issuing
IATDJDT	IATDCNO	IATDJDT

**Routing Code:** Note 18

**Descriptor Code:** 7

**IAT7798**

**Explanation:**

►►— DENSITY PARAMETER IGNORED— FOR DEVICE TYPE— *devtype*—◄◄

The DEN= parameter was specified for a device type which supports only a single density.

**System action:** JES3 ignores the specified density and continues processing.

**Operator response:** None. This is an informational message.

**Module:**

Containing	Detecting	Issuing
IATISRI	IATISRI	IATISRI

**Routing Code:** Note 18

**Descriptor Code:** 7

**IAT7799**

**Explanation:**

►►— DJ— *dev-(jobid)*— : NET— *djnet*— CANNOT BE DUMPED --- JOB— *jobname(jobid)*— IS IN SPOOL HOLD—◄◄

The indicated job in DJC network *djnet*, cannot be dumped because it is in spool hold. As a result, the entire DJC network cannot be dumped.

*DJdev-(jobid)* indicates the dump job DSP that issued the message, where *dev* is the tape device number and *jobid* identifies the DSP.

**System action:** The DJ DSP bypasses dumping the DJC network and continues processing if there are more jobs or DJC networks that need to be dumped based on the selection criteria specified on the current \*START request.

**Operator response:** None. This is an informational message.

**Module:**

Containing	Detecting	Issuing
IATDJDT	IATDCNO	IATDJDT

**Routing Code:** Note 18

**Descriptor Code:** 7

**IAT7918**

**Explanation:**

►►— SOURCE=DSPACE INVALID, JCT DATA SPACE— DISABLED. DC REQUEST TERMINATED—◄◄

## IAT7921 • IAT7922

The JCT data space was not enabled. A \*START,DC,OPTION=(SNP=JCT) request was issued with the SOURCE=DSPACE parameter included. SOURCE=DSPACE cannot be issued if the JCT data space is disabled.

**System action:** The DC request is ignored.

**Operator response:** Correct and reissue the command.

**Module:**

Containing	Detecting	Issuing
IATUTDA	IATUTD1	IATUTDC

**Routing Code:** 10,Note 18

**Descriptor Code:** –

---

### IAT7921

**Explanation:**

▶— ISSUE START/CANCEL/RESTART DC REQUEST—▶

The dump core DSP (DC) is initialized and is ready to accept another request.

**System action:** The dump core DSP waits for an operator response.

**Operator response:** Issue the \*R,DC command to reset any active traps. Issue the \*C,DC command to reset any traps and end the DC DSP. Issue the \*S,DC command to perform another DC function.

**Module:**

Containing	Detecting	Issuing
IATUTDA	IATUTD0	IATUTD0

**Routing Code:** Note 18

**Descriptor Code:** 2,7

---

### IAT7922

**Explanation:**

▶— THE FOLLOWING IS IN —▶

LOCATION xxx
ACTIVE TRAPS
PATCH AREA
TRAP REGS 0-15

The location *xxx*, the active traps or patch area within module IATUTDC, or the user program's registers during a trap are displayed at the operator's console following this message.

**System action:** JES3 issues message IAT7921 and then waits for an operator response.

**Operator response:** Enter the next request.

**Module:**

Containing	Detecting	Issuing
IATUTDA	IATUTD2	IATUTDC

**Routing Code:** –

**Descriptor Code:** –

---

IAT7923

## Explanation:

```
▶▶— adr xxxxxxxx xxxxxxxx xxxxxxxx xxxxxxxx— *.....—▶▶
```

An operator request resulted in a storage location being displayed at the operator's console.

**System action:** Processing continues.

**Operator response:** None. This is an informational message.

## Module:

Containing	Detecting	Issuing
IATUTDC	IATUTDC	IATUTDC

**Routing Code:** Note 18

**Descriptor Code:** 7

---

## IAT7924

## Explanation:

```
▶▶— LOAD MODULE— mod— ENTRY POINT=— adr— , BASE— adr— IS NOT IN OPERATOR HOLD—▶▶
```

This is the response to a \*START,DC command using the FIND= parameter when the module specified is not found in the JDE queue or on the JES3 load list.

**System action:** JES3 issues messages IAT7921 and IAT7932 and then waits for an operator response.

**Operator response:** Enter the next request.

## Module:

Containing	Detecting	Issuing
IATUTDA	IATUTD2	IATUTDC

**Routing Code:** Note 18

**Descriptor Code:** 7

---

## IAT7925

## Explanation:

```
▶▶— DC ACTIVE TRAPS RESET—▶▶
```

This is the response to an \*R,DC command. All traps previously entered are reset.

**System action:** JES3 issues message IAT7921 and then waits for an operator response.

**Operator response:** Enter the next request.

## Module:

Containing	Detecting	Issuing
IATUTDA	IATUTD0	IATUTDC

**Routing Code:** Note 18

**Descriptor Code:** 7

## IAT7926 • IAT7928

---

### IAT7926

#### Explanation:

▶▶— WAIT AT DC TRAP LOCATION— *xxx*—▶▶

This message, issued in response to an \*S,DC,TRAP=*xxx*, START=\* command, indicates that the DC wait trap at the indicated location *xxx* has been entered. The user FCT is waited.

**System action:** The dump core DSP waits for an operator response.

**Operator response:** You can use DC commands can be used to display or change storage locations or to look at the user program's registers. The DC parameter TRAPGO posts the user FCT, allowing that FCT to resume processing.

#### Module:

Containing	Detecting	Issuing
IATUTDA	IATUTDO	IATUTDC

**Routing Code:** Note 18

**Descriptor Code:** 2,7

---

### IAT7927

#### Explanation:

▶▶— JDS COULD NOT BE ACCESSED FOR—

JOB NUMBER—
— <i>jobno</i> —
JOB—
— <i>jobname (jobid)</i> —

▶▶

The JDS for the job specified is currently held by the MAIN DSP and will not be available until the job completes execution.

**System action:** The request to display the JDS for the specified job is ignored.

**Operator response:** Reenter the request after the job has completed execution.

#### Module:

Containing	Detecting	Issuing
IATUTDC	IATUTDC	IATUTDC

**Routing Code:** Note 18

**Descriptor Code:** 7

---

### IAT7928

#### Explanation:

▶▶— JOB NUMBER FOR RSQ= IS INVALID—▶▶

The job number specified in the \*S,DC,OPTION=(RSQ=*jobno*) command is not valid. It must be numeric and from 1 to 7 digits.

**System action:** The DC request is ignored.

**Operator response:** Reenter the request with the correct job number.

#### Module:

**Containing**  
IATABNL

**Detecting**  
IATABNL

**Issuing**  
IATABNL

**Routing Code:** Note 19

**Descriptor Code:** –

**IAT7929**

**Explanation:**

▶▶— KEY PARAMETER (PASSWORD) INVALID—▶▶

The password specified is incorrect.

**System action:** DC will be initialized. Functions requiring the password are not permitted.

**Operator response:** If the use of functions requiring the password is desired, cancel the current DC job and reissue the call with a valid password.

**Module:**

**Containing**  
IATUTDA

**Detecting**  
IATUTDC

**Issuing**  
IATUTDC

**Routing Code:** Note 18

**Descriptor Code:** 7

**IAT7930**

**Explanation:**

▶▶— PARAMETER ERROR, DC REQUEST IGNORED—▶▶

The previous request contained an error.

**System action:** Valid parameters preceding the one in error were processed, but their values may have been reinitialized.

**Operator response:** Correct the incorrect parameter, and reenter the request.

**Module:**

**Containing**  
IATUTDA

**Detecting**  
IATUTD0

**Issuing**  
IATUTDC

**Routing Code:** Note 18

**Descriptor Code:** 7

**IAT7931**

**Explanation:**

▶▶—INPUT NOT VALID HEX,—DC REQUEST TERMINATED—▶▶

A parameter in the last request contained data that was to be in hexadecimal format and was not.

**Operator response:** Correct the incorrect parameter, and reenter the request.

**Module:**

## IAT7932 • IAT7934

**Containing**  
IATUTDA

**Detecting**  
IATUTD2

**Issuing**  
IATUTDC

**Routing Code:** Note 18

**Descriptor Code:** 7

---

IAT7932

**Explanation:**

▶▶— MODULE— *mod*— NOT ON JDE QUEUE OR LOAD—▶▶

A FIND= request was made, and the module was not found on the JDE queue or on the JES3 load list.

**Operator response:** None. This is an informational message.

**Module:**

**Containing**  
IATUTDA

**Detecting**  
IATUTD2

**Issuing**  
IATUTDC

**Routing Code:** Note 18

**Descriptor Code:** 7

---

IAT7933

**Explanation:**

▶▶— TOO MANY OPTIONS, DC REQUEST— TERMINATED—▶▶

The last request contained too many options in the OPTION= parameter. A maximum of 6 keyword options and 15 to 30 nonkeyword options may be specified.

**Operator response:** Reenter the request with fewer options.

**Module:**

**Containing**  
IATUTDA

**Detecting**  
IATUTD1

**Issuing**  
IATUTDC

**Routing Code:** Note 18

**Descriptor Code:** 7

---

IAT7934

**Explanation:**

▶▶— SEVERE I/O ERROR OCCURRED. DC TERMINATED—▶▶

A severe JSAM I/O error occurred while attempting to write the TAT for a DC spin data set.

**System action:** The DC DSP is ended.

**Operator response:** None. This is an informational message.

**Module:**

**Containing**  
IATUTDA

**Detecting**  
IATUTD0

**Issuing**  
IATUTDC

**Routing Code:** Note 18

**Descriptor Code:** 7

IAT7935

**Explanation:**

►►— STORAGE UNAVAILABLE TO PROCESS DC— REQUEST—◄◄

The last request required DC to obtain or save dynamic storage. There was none available.

**Operator response:** None. This is an informational message.

**Module:**

Containing	Detecting	Issuing
IATUTDA	IATUTD1	IATUTDC

**Routing Code:** Note 18

**Descriptor Code:** 7

IAT7936

**Explanation:**

►►—JOB SPECIFIED IN J= WAS NOT FOUND.— DC REQUEST TERMINATED—◄◄

The job specified by the job number of the J= parameter of the last request was not found.

**Operator response:** Verify that the job number is correct and that the job is still in the system. Then reenter the request.

**Module:**

Containing	Detecting	Issuing
IATUTDA	IATUTD1	IATUTDC

**Routing Code:** Note 18

**Descriptor Code:** 7

IAT7937

**Explanation:**

►►— ERROR IN JES3 ABEND—ROUTINE PROCESSING— UNDER DC—◄◄

The DC DSP utilizes the JES3 abend formatting routines to process some of its requests. One of the JES3 abend routines found an error and returned to DC with an abnormal return code.

**System action:** The remaining options specified in the request are ignored, and the output created up to this point is printed or sent to the operator console as requested.

**Operator response:** Check the output in an attempt to determine the error.

**Module:**

Containing	Detecting	Issuing
IATUTDA	IATUTD0 IATUTD1	IATUTDC

## IAT7938 • IAT7940

**Routing Code:** Note 18

**Descriptor Code:** 7

---

IAT7938

**Explanation:**

▶▶— THE LAST REQUEST—CAUSED THE DC TASK TO— FAIL. DC HAS BEEN REINSTATED—▶▶

The last request was incorrect and should not be attempted again.

**System action:** A failure logout to the operator console should have preceded this message. A JES3 dump of the error condition should have been taken. Message IAT7921 follows this message.

**Operator response:** Enter a different request.

**Module:**

Containing	Detecting	Issuing
IATUTDA	IATUTDC	IATUTDC

**Routing Code:** Note 18

**Descriptor Code:** 7

---

IAT7939

**Explanation:**

▶▶— THERE IS NO DC TRAP—OUTPUT TO PRINT—▶▶

The PTRAP parameter was specified, requesting DC to send the output from the trap facility of DC to output service. However, there was no output from the DC trap function.

**Operator response:** Enter the ACTIVE parameter and verify that the traps are correctly set.

**Module:**

Containing	Detecting	Issuing
IATUTDA	IATUTD2	IATUTDC

**Routing Code:** Note 18

**Descriptor Code:** 7

---

IAT7940

**Explanation:**

▶▶— TRAP TABLE FULL, REQUEST IGNORED—▶▶

The active trap table is full. No additional traps can be entered.

**System action:** The system ignores the request.

**Operator response:** If the trap is required, reset all active traps and reenter those that are required.

**Module:**

Containing	Detecting	Issuing
IATUTDA	IATUTDC	IATUTDC



**Routing Code:** Note 18

**Descriptor Code:** 7

#### IAT7941

**Explanation:**

▶▶— FUNCTION NOT ALLOWED WITHOUT VALID— PASSWORD—▶▶

An \*X,DC command was issued without a valid password.

**System action:** The request to dump core is ignored; however, DC remains initialized.

**Operator response:** If the use of functions requiring a password is desired, cancel the current DC job, obtain a valid password from the system programmer, and reissue the \*X,DC command with the password. Then reenter the desired function.

**Module:**

Containing	Detecting	Issuing
IATUTDA	IATUTD0	IATUTDC

**Routing Code:** Note 18

**Descriptor Code:** 7

#### IAT7942

**Explanation:**

▶▶—\*\*\* WARNING \*\*\* TRAP AT ADDRESS— xxx— NOT RESET—▶▶

The trap was not reset because the storage location *xxx* has been freed (FREEMAIN) or the location *xxx* has been modified.

**System action:** JES3 continues processing the \*RESTART or \*CANCEL command.

**Operator response:** None. This is an informational message.

**Module:**

Containing	Detecting	Issuing
IATUTDA	IATUTD0	IATUTDC

**Routing Code:** Note 18

**Descriptor Code:** 7

#### IAT7943

**Explanation:**

▶▶— OPTION=FSS REJECTED — NO FSS DEFINED —  
 — *fssname*— NOT FOUND—  
 — FSS CHAIN INVALID—▶▶

A \*S DC,OPTION=FSS command has been rejected or ended for the indicated reason.

**System action:** JES3 ignores the request. Processing continues.

**Operator response:** Correct and reenter the command, if appropriate.

**Module:**

## IAT7944 • IAT7946

**Containing**  
IATABFS

**Detecting**  
IATABFS

**Issuing**  
IATABFS

**Routing Code:** Note 19

**Descriptor Code:** –

---

**IAT7944**

**Explanation:**

▶▶—STORAGE PAGE PROTECTED—▶▶

Storage was not changed because it is either permanently not modifiable or REFRPROT is enabled.

**System action:** JES3 issues message IAT7921 and then waits for an operator response.

**Operator response:** Determine the cause of the error and retry the command, if appropriate.

**Module:**

**Containing**  
IATUTDA

**Detecting**  
IATUTD2

**Issuing**  
IATUTD2

**Routing Code:** Note 18

**Descriptor Code:** 7

---

**IAT7945**

**Explanation:**

▶▶— *hh.mm.ss* ---> *hh.mm.ss*— ET— *hh.mm.ss.*— *month, day, year*—▶▶

This message is issued in response to an \*S,IC or \*C,IC command. The starting to (--->) stop times, elapsed time, and month, day, and year for this iteration count sample are given.

**System action:** Processing continues.

**Operator response:** None. This is an informational message.

**Module:**

**Containing**  
IATUTIC

**Detecting**  
IATUTIC

**Issuing**  
IATUTIC

**Routing Code:** Note 18

**Descriptor Code:** 7

---

**IAT7946**

**Explanation:**

▶▶— (*offset,entry-point--nnn*)—▶▶

This message is issued in response to an \*S,IC or \*C,IC command. It provides a count of the occurrences of a given event. The offset is the TVTABLE (IATYTVT) offset to the entry point occurrence specified by entry point. The call to this entry point occurred the number of times specified by *nnn*.

**System action:** Processing continues.

**Operator response:** None. This is an informational message.

**Module:**

<b>Containing</b> IATUTIC	<b>Detecting</b> IATUTIC	<b>Issuing</b> IATUTIC
------------------------------	-----------------------------	---------------------------

**Routing Code:** Note 18**Descriptor Code:** 7

IAT7947

**Explanation:**

```
▶▶ (TVT.EPNAME COUNT)▶▶
```

This message is issued as a header for message IAT7946.

**System action:** Not applicable.**Operator response:** None. This is an informational message.**Module:**

<b>Containing</b> IATUTIC	<b>Detecting</b> IATUTIC	<b>Issuing</b> IATUTIC
------------------------------	-----------------------------	---------------------------

**Routing Code:** Note 18**Descriptor Code:** 7

IAT7948

**Explanation:**

```
▶▶ TOTAL COUNT FOR [ ALL EP (nnn) ]▶▶
                   [ entry-point ]
```

This message is issued in response to an \*S,IC or \*C,IC command. The total count of occurrences for all entry points (ALL EP) or a specific entry point is given. The total includes special cell counts.

**System action:** Processing continues.**Operator response:** None. This is an informational message.**Module:**

<b>Containing</b> IATUTIC	<b>Detecting</b> IATUTIC	<b>Issuing</b> IATUTIC
------------------------------	-----------------------------	---------------------------

**Routing Code:** Note 18**Descriptor Code:** 7

IAT7949

**Explanation:**

```
▶▶ PERM I/O ERROR, IATUTIC TERMINATED▶▶
```

A permanent I/O error occurred while reading the parameter buffer or the JDAB (IATYJDA).

**System action:** The iteration counter DSP is canceled.

## IAT7950 • IAT7952

**Operator response:** Reissue the \*CALL,IC command.

**Module:**

Containing	Detecting	Issuing
IATUTIC	IATUTIC	IATUTIC

**Routing Code:** Note 18

**Descriptor Code:** 7

---

### IAT7950

**Explanation:**

▶▶— PARAMETER ERROR, IATUTIC TERMINATED—▶▶

One or more parameters specified with the \*CALL,IC command were incorrect.

**System action:** The iteration counter DSP is not activated.

**Operator response:** Reissue the \*CALL command correctly.

**Module:**

Containing	Detecting	Issuing
IATUTIC	IATUTIC	IATUTIC

**Routing Code:** Note 18

**Descriptor Code:** 7

---

### IAT7951

**Explanation:**

▶▶— (*entry-point*)— CAN NOT BE COUNTED,—IATUTIC TERMINATED—▶▶

The entry point specified is not eligible for monitoring by the iteration count DSP.

**System action:** The DSP is ended.

**Operator response:** None. This is an informational message.

**Module:**

Containing	Detecting	Issuing
IATUTIC	IATUTIC	IATUTIC

**Routing Code:** Note 18

**Descriptor Code:** 7

---

### IAT7952

**Explanation:**

▶▶— (*module-name + offset--nnn*)—▶▶

This message is issued in response to an \*S,IC or \*C,IC command. The designated module, at the offset value (in hexadecimal), called the specific entry point the number of times specified by nnn.

**System action:** Processing continues.

**Operator response:** None. This is an informational message.

**Module:**

Containing	Detecting	Issuing
IATUTIC	IATUTIC	IATUTIC

**Routing Code:** Note 18

**Descriptor Code:** 7

IAT7953

**Explanation:**

►► (name1- name2- main ---nnn) CI ◄◄

This message is issued in response to an \*S,IC or \*C,IC command. The counter specified by *name1* is mapped by the DSECT *name2*. If the DSECT applies to a specific processor, then that processor name is given. Otherwise, CI indicates that the DSECT relates to the converter/interpreter. The counter value (decimal) specified by *nnn* is the accumulation from the time the \*CALL,IC command was issued.

**System action:** Processing continues.

**Operator response:** None. This is an informational message.

**Module:**

Containing	Detecting	Issuing
IATUTIC	IATUTIC	IATUTIC

**Routing Code:** Note 18

**Descriptor Code:** 7

IAT7954

**Explanation:**

►► IC REINSTATED FOR CLEANUP --- IC WILL BE PURGED ◄◄

The iteration counter (IC) completed JESTAE exiting and cleanup will occur before the IC being purged.

**System action:** The IC DSP is ended.

**Operator response:** None. This is an informational message.

**Module:**

Containing	Detecting	Issuing
IATUTIC	IATUTIC	IATUTIC

**Routing Code:** Note 18

**Descriptor Code:** 7

IAT7960

**Explanation:**

►► INITIALIZATION STREAM CHECKING---PROGRAM, IATUTIS, ENDED RC= rc ◄◄

## IAT7961 • IAT7962

This message is issued when IATUTIS ended.  
Following are the IATUTIS return codes and their meanings.

### Return Code

#### Explanation

- 0 The initialization stream has been checked, and no errors could be detected.
- 4 The initialization stream has been checked, and warning messages have been issued.
- 8 The initialization stream contains one or more errors.

**System action:** If the return code *rc* equals 4 or 8, the JES3 initialization stream checker ends. If the return code equals zero, phase two of initialization stream checking can begin.

**Programmer response:** Check messages on the JES3OUT file. If errors were encountered, correct any incorrect initialization stream statements and rerun IATUTIS.

### Module:

Containing	Detecting	Issuing
IATUTIS	IATUTIS	IATUTIS

**Routing Code:** Note 19

**Descriptor Code:** 7

---

### IAT7961

#### Explanation:

▶▶— STG1CODE DATA SET DID NOT OPEN,— NO MDS ANALYSIS PERFORMED—▶▶

During phase two of the initialization stream checker, the STG1CODE data set is needed to compare the MVS Stage1 tables against the JES3 initialization statements. STG1CODE must be a partitioned data set, and each member must be named the same as a processor name in the initialization statements.

**System action:** JES3 initialization stream checker bypasses phase two.

**Programmer response:** If only a syntax check was desired, by purposely leaving out the PDS containing processor names, then this message may be ignored. Otherwise, see *z/OS JES3 Initialization and Tuning Reference* to assemble the MVS Stage1 statements for each processor. After assembling the Stage1 statements, allocate the PDS created by SYSPUNCH to the STG1CODE DD statement and run IATUTIS again.

### Module:

Containing	Detecting	Issuing
IATUTIS	IATUTIS	IATUTIS

**Routing Code:** Note 19

**Descriptor Code:** 7

---

### IAT7962

#### Explanation:

▶▶— LOGICAL ANALYSIS HAS BEGUN— FOR PROCESSOR— *main*—▶▶

This message is to inform you that the IATUTIS program is now checking the processor main. All messages between this message and the next time it is issued see this processor.

**System action:** JES3 initialization stream checking continues.

**Operator response:** None. This is an informational message.

**Module:**

<b>Containing</b> IATUTIS	<b>Detecting</b> IATUTIS	<b>Issuing</b> IATUTIS
------------------------------	-----------------------------	---------------------------

**Routing Code:** Note 19**Descriptor Code:** 7**IAT7963****Explanation:**

▶▶— ERROR ENCOUNTERED IN SYNTAX,— MDS ANALYSIS MAY BE WRONG—▶▶

During initialization stream checking, syntax error messages have been written during phase one. They appear in the initialization stream listing right after the statement in error. The error caused the corresponding statement not to be written as table entry for phase two, so phase two could not be processed for the statement in error.

**System action:** JES3 initialization stream checking continues.**Programmer response:** Correct the syntax error and rerun IATUTIS.**Module:**

<b>Containing</b> IATUTIS	<b>Detecting</b> IATUTIS	<b>Issuing</b> IATUTIS
------------------------------	-----------------------------	---------------------------

**Routing Code:** Note 19**Descriptor Code:** 7**IAT7964****Explanation:**

▶▶— SETUNIT— *dev*— WAS NOT FOUND—▶▶

SETUNIT *dev* was specified in a DEVICE statement in the initialization stream, but the required corresponding IODEVICE statement in the Stage1 is missing.

**System action:** JES3 initialization stream checking continues.**Programmer response:** Correct the XUNIT parameter on the DEVICE statement and rerun IATUTIS.**Module:**

<b>Containing</b> IATUTIS	<b>Detecting</b> IATUTIS	<b>Issuing</b> IATUTIS
------------------------------	-----------------------------	---------------------------

**Routing Code:** Note 19**Descriptor Code:** 7**IAT7965****Explanation:**

▶▶— SETUNIT— *dev*— CONFLICTING DEVICE TYPES—▶▶

SETUNIT *dev* was specified in a DEVICE statement in the initialization stream, but the corresponding IODEVICE

## IAT7966 • IAT7967

statement specified a different device type. For instance, DEVICE specified a tape and IODEVICE specified a disk device.

**System action:** JES3 initialization stream checking continues.

**Programmer response:** Correct the XUNIT parameter on the DEVICE statement and resubmit the initialization stream.

**Module:**

Containing	Detecting	Issuing
IATUTIS	IATUTIS	IATUTIS

**Routing Code:** Note 19

**Descriptor Code:** 7

---

### IAT7966

**Explanation:**

▶▶— PROCESSOR— *main*— NOT IN INITIALIZATION STREAM—▶▶

The specified processor was found as a member name in STG1CODE, but no MAINPROC statement's NAME entry matched it.

**System action:** JES3 initialization stream checking continues.

**Programmer response:** Change the MAINPROC statement's NAME entry, or rename the member name in the data set referred to by STG1CODE, so it will match one of the MAINPROC statements in the initialization stream.

**Module:**

Containing	Detecting	Issuing
IATUTIS	IATUTIS	IATUTIS

**Routing Code:** Note 19

**Descriptor Code:** 7

---

### IAT7967

**Explanation:**

▶▶— SUPUNIT— *dev*— NOT FOUND—▶▶

SUPUNIT *dev* was specified as a JUNIT in a DEVICE statement in the initialization stream, but a corresponding IODEVICE statement in the Stage1 is missing.

**System action:** JES3 initialization stream checking continues.

**Programmer response:** Delete the DEVICE statement, or change its JUNIT definition.

**Module:**

Containing	Detecting	Issuing
IATUTIS	IATUTIS	IATUTIS

**Routing Code:** Note 19

**Descriptor Code:** 7

---



---

**IAT7968****Explanation:**

▶▶ PRT3800— *dev*— BTS FEATURE MISMATCH—▶▶

Either an IODEVICE statement for the 3800 specified FEATURE=BURSTER, but the DEVICE statement in the initialization stream had no FEATURES=(,SS) defined or the reverse is true.

**System action:** JES3 initialization stream checking continues.

**Programmer response:** Change either the IODEVICE FEATURE= field or the DEVICE statement's FEATURES= field so that they are equal to each other.

**Module:**

Containing	Detecting	Issuing
IATUTIS	IATUTIS	IATUTIS

**Routing Code:** Note 19

**Descriptor Code:** 7

---

**IAT7969****Explanation:**

▶▶ PRT3800— *dev*— CGS2 FEATURE MISMATCH—▶▶

Either an IODEVICE statement for the 3800 specified FEATURE=CGS2, but the DEVICE statement in the initialization stream had no FEATURES=CGS2 defined, or the reverse is true.

**System action:** JES3 initialization stream checking continues.

**Programmer response:** Change either the IODEVICE FEATURE= field or the DEVICE statement's FEATURES= field so that they are equal to each other.

**Module:**

Containing	Detecting	Issuing
IATUTIS	IATUTIS	IATUTIS

**Routing Code:** Note 19

**Descriptor Code:** 7

---

**IAT7970****Explanation:**

▶▶ PUN3525I— *dev*— 2-LINE FEATURE MISMATCH—▶▶

Either an IODEVICE statement for the 3525 specified FEATURE=TWOLINE, but the DEVICE statement's DTYPE was not PUN3525I, or the reverse is true.

**System action:** JES3 initialization stream checking continues.

**Programmer response:** Change either the IODEVICE FEATURE= field or the DEVICE statement's DTYPE= field so that they match.

**Module:**

Containing	Detecting	Issuing
IATUTIS	IATUTIS	IATUTIS

## IAT7971 • IAT7973

**Routing Code:** Note 19

**Descriptor Code:** 7

---

### IAT7971

**Explanation:**

▶▶— PUN3525M— *dev*— MULTI-LINE FEATURE MISMATCH—▶▶

Either an IODEVICE statement for the 3525 specified FEATURE=MULTILINE, but the DEVICE statement's DTYPE was not PUN3525M, or the reverse is true.

**System action:** JES3 initialization stream checking continues.

**Programmer response:** Change either the IODEVICE FEATURE= field or the DEVICE statement's DTYPE= field so that they are equal to each other.

**Module:**

Containing	Detecting	Issuing
IATUTIS	IATUTIS	IATUTIS

**Routing Code:** Note 19

**Descriptor Code:** 7

---

### IAT7972

**Explanation:**

▶▶— UNITNAME— *name*— NOT FOUND—▶▶

A SETNAME statement defined unit name *name*, which is not a UNITNAME in MVS Stage1.

**System action:** JES3 initialization stream checking continues.

**Programmer response:** Correct or delete the SETNAME statement.

**Module:**

Containing	Detecting	Issuing
IATUTIS	IATUTIS	IATUTIS

**Routing Code:** Note 19

**Descriptor Code:** 7

---

### IAT7973

**Explanation:**

▶▶— UNITNAME— *name*— NOT GENERATED FOR DEVICE— *dev*—▶▶

A DEVICE statement had an XTYPE assigned to SETNAME *name*, but the UNITNAME statement in MVS Stage1 did not include device *dev*.

**System action:** JES3 initialization stream checking continues.

**Programmer response:** Correct the XUNIT keyword on the DEVICE statement.

**Module:**

**Containing**  
IATUTIS

**Detecting**  
IATUTIS

**Issuing**  
IATUTIS

**Routing Code:** Note 19

**Descriptor Code:** 7

#### IAT7974

##### Explanation:

▶▶— UNIT/XTYPE— *dev1/name*—HAS SUBGEN SPLIT WITH UNIT— *dev2*—▶▶

A DEVICE statement for *dev1* specified XTYPE *name*, but unit *dev2*, which belongs to the same subgeneric group, was not within the same XTYPE.

**System action:** JES3 initialization stream checking continues.

**Programmer response:** Make sure that all units of this subgeneric group are defined with the same XTYPE in order to avoid a subgeneric split. Example: MVS Stage1 defined a bank of 8 DASD devices on 160-167, but the DEVICE statements in the initialization stream incorrectly defined unit 165 to another XTYPE.

##### Module:

**Containing**  
IATUTIS

**Detecting**  
IATUTIS

**Issuing**  
IATUTIS

**Routing Code:** Note 19

**Descriptor Code:** 7

#### IAT7975

##### Explanation:

▶▶— SETNAME— *xxx*— UNITNAME— *yyy*,— -NO MATCHING XTYPE FOUND—▶▶

The initialization stream checker could not find a matching XTYPE on any JES3 SETNAME initialization statement for SYSGEN UNITNAME device *yyy*.

**System action:** JES3 initialization stream checking continues.

**Programmer response:** Change the SETNAME statement XTYPE parameter.

##### Module:

**Containing**  
IATUTIS

**Detecting**  
IATUTIS

**Issuing**  
IATUTIS

**Routing Code:** Note 19

**Descriptor Code:** 7

#### IAT7976

##### Explanation:

▶▶— HWSNAME— *xxx*— IS NOT A UNITNAME—▶▶

The major or minor name on a HWSNAME statement is not defined in MVS Stage1.

**System action:** JES3 initialization stream checking continues.

## IAT7977 • IAT7979

**Programmer response:** Change the HWSNAME statement to specify a valid UNITNAME.

**Module:**

Containing	Detecting	Issuing
IATUTIS	IATUTIS	IATUTIS

**Routing Code:** Note 19

**Descriptor Code:** 7

---

### IAT7977

**Explanation:**

▶▶— HWSNAME— *xxx*— IS NOT A SETNAME—▶▶

The major or minor name on a HWSNAME statement is in MVS Stage1, but the corresponding SETNAME statement is missing.

**System action:** JES3 initialization stream checking continues.

**Programmer response:** Correct the HWSNAME statement, or add a SETNAME statement.

**Module:**

Containing	Detecting	Issuing
IATUTIS	IATUTIS	IATUTIS

**Routing Code:** Note 19

**Descriptor Code:** 7

---

### IAT7978

**Explanation:**

▶▶— NO SETNAME STATEMENT SPECIFIED— FOR UNITNAME— *name*—▶▶

UNITNAME *name* was specified in MVS Stage1 and all its units have been defined in the initialization stream with DEVICE statements, but no SETNAME statement specified this UNITNAME.

**System action:** JES3 initialization stream checking continues.

**Programmer response:** If you want JES3 to handle the setup for this UNITNAME, add a corresponding SETNAME statement.

**Module:**

Containing	Detecting	Issuing
IATUTIS	IATUTIS	IATUTIS

**Routing Code:** Note 19

**Descriptor Code:** 7

---

### IAT7979

**Explanation:**

▶▶— UNDEFINED PROCESSOR— *proc*— SPECIFIED— FOR— *type ident*—▶▶

A DEVICE initialization statement specifies an undefined processor name on either a JUNIT or XUNIT parameter.

In the message text:

*proc* specifies the name of the undefined processor which is referenced on the DEVICE statement.

*type* is one of the following:

**JNAME**

indicates that the undefined processor is on a JUNIT parameter.

**XUNIT** indicates that the undefined processor is on an XUNIT parameter.

**ident** If *type* is JNAME, *ident* is the JNAME of the device containing the undefined processor.

If *type* is XUNIT, *ident* is the XUNIT that is associated with the undefined processor.

**System action:** JES3 initialization stream checking continues.

**Operator response:** Notify the system programmer.

**System programmer response:** Add a MAINPROC initialization statement with the specified processor name, or remove the system and its associated JUNIT or XUNIT from the DEVICE initialization statement.

**Module:**

Containing	Detecting	Issuing
IATUTIS	IATUTIS	IATUTIS

**Routing Code:** Note 19

**Descriptor Code:** 7

IAT7980

**Explanation:**

▶▶— TOO MANY UNITNAMES—▶▶

More than 2048 UNITNAME macros were in the MVS Stage1.

**System action:** JES3 initialization stream checking continues.

**Programmer response:** IATZUT20 supports a maximum of 2048 UNITNAME macros. Copy Stage1 to a temporary data set and delete all UNITNAME macros for units that are not defined to JES3.

**Module:**

Containing	Detecting	Issuing
IATUTIS	IATUTIS	IATUTIS

**Routing Code:** Note 19

**Descriptor Code:** 7

IAT7981

**Explanation:**

▶▶— RJPLINE— *dev*— NOT FOUND—▶▶

The adapter address (A= keyword) for an RJPLINE statement was not defined in MVS Stage1.

**System action:** JES3 initialization stream checking continues.

**Programmer response:** Delete or change the RJPLINE statement. If this processor will not come up as a global processor, ignore the message.

**Module:**

## IAT7982 • IAT7984

**Containing**  
IATUTIS

**Detecting**  
IATUTIS

**Issuing**  
IATUTIS

**Routing Code:** Note 19

**Descriptor Code:** 7

---

IAT7982

**Explanation:**

▶▶— RJPLINE— *dev*— CONFLICTING DEVICE TYPES—▶▶

The adapter address (A= keyword) for an RJPLINE statement was not correctly defined in MVS Stage1.

**System action:** JES3 initialization stream checking continues.

**Programmer response:** Correct the IODEVICE or DEVICE statement.

**Module:**

**Containing**  
IATUTIS

**Detecting**  
IATUTIS

**Issuing**  
IATUTIS

**Routing Code:** Note 19

**Descriptor Code:** 7

---

IAT7983

**Explanation:**

▶▶— PROCESSOR— *main*— NOT FOUND IN STG1CODE—▶▶

The initialization stream specified processor *main*, but a member with that name could not be found in the data set defined by STG1CODE.

**System action:** JES3 initialization stream checking continues.

**Programmer response:** If you want an MDS analysis for that processor, see *z/OS JES3 Initialization and Tuning Reference* to assemble the MVS Stage1 statements.

**Module:**

**Containing**  
IATUTIS

**Detecting**  
IATUTIS

**Issuing**  
IATUTIS

**Routing Code:** Note 19

**Descriptor Code:** 7

---

IAT7984

**Explanation:**

▶▶— RJPLINE— *dev*— IS A DUPLICATE—▶▶

An RJPLINE statement was found with a unit that has been defined previously for this processor.

**System action:** JES3 initialization stream checking continues.

**Programmer response:** Correct one of the duplicate statements.

**Module:**

<b>Containing</b> IATUTIS	<b>Detecting</b> IATUTIS	<b>Issuing</b> IATUTIS
------------------------------	-----------------------------	---------------------------

**Routing Code:** Note 19**Descriptor Code:** 7**IAT7985****Explanation:**

▶▶ NO MATCHING SETNAME— *setname*— FOUND— FOR SETUNIT— *dev*————▶▶

A DEVICE statement had XTYPE=*setname* specified, but no SETNAME statement with XTYPE=*setname* could be found.

**System action:** JES3 initialization stream checking continues.

**Programmer response:** Correct the DEVICE or SETNAME statement.

**Module:**

<b>Containing</b> IATUTIS	<b>Detecting</b> IATUTIS	<b>Issuing</b> IATUTIS
------------------------------	-----------------------------	---------------------------

**Routing Code:** Note 19**Descriptor Code:** 7**IAT7986****Explanation:**

▶▶ UNIT— *dev*— NOT DEFINED TO JES3————▶▶

UNIT *dev* was defined in the MVS Stage 1 stream, but was not included as a device in the JES3 initialization stream.

**System action:** JES3 initialization stream checking continues.

**Programmer response:** If you want to define the specified device, include it in the initialization stream, and resubmit the initialization stream.

**Module:**

<b>Containing</b> IATUTIS	<b>Detecting</b> IATUTIS	<b>Issuing</b> IATUTIS
------------------------------	-----------------------------	---------------------------

**Routing Code:** –**Descriptor Code:** –**IAT7987****Explanation:**

▶▶ UNITNAME— *name*— NOT DEFINED— TO PROCESSOR— *main*————▶▶

JES3 found a SETNAME statement that does not have a corresponding UNITNAME statement in the MVS Stage1 of system generation that is being analyzed for the processor main.

**System action:** JES3 initialization stream checking continues.

## IAT7988 • IAT7989

**Operator response:** Notify the system programmer.

**Programmer response:** Verify that the processor being analyzed should not have this UNITNAME included in the MVS Stage1 or add the UNITNAME if it has been omitted.

**Module:**

Containing	Detecting	Issuing
IATUTIS	IATUTIS	IATUTIS

**Routing Code:** Note 19

**Descriptor Code:** 7

---

### IAT7988

**Explanation:**

▶▶— RJPLINE/RJPTerm STATEMENT MISSING — RJP WILL NOT INITIALIZE —▶▶

Either RJPLINE statements but no RJPTerm statements were found or in the initialization stream RJPTerm statements but no RJPLINE statements were found. When RJP is called after JES3 initialization, RJP will not activate.

**System action:** JES3 initialization stream checking continues.

**Operator response:** Notify the system programmer.

**Programmer response:** At least one valid RJPLINE and one valid RJPTerm statement must be coded in the initialization stream in order for RJP to initialize when it is called. Both RJPLINE and RJPTerm statements must be included when RJP is used by JES3. If RJP is not going to be included in your installation, both RJPLINE and RJPTerm should be removed.

**Module:**

Containing	Detecting	Issuing
IATUTIS	IATUTIS	IATUTIS

**Routing Code:** Note 19

**Descriptor Code:** 7

---

### IAT7989

**Explanation:**

▶▶— NO SETNAME STATEMENTS INCLUDED —▶▶

The initialization stream that the system programmer submitted for checking did not contain the SETNAME statements needed to process one or more of the following:

- SETUNIT
- ALTERNATE NAMES
- SETNAME
- UNITNAME
- HWSNAME

**System action:** The system branches around the tests for the missing statements.

**Operator response:** Notify the system programmer.

**System programmer response:** Add the missing SETNAME statements.

**Module:**



**Containing**  
IATUTIS

**Detecting**  
IATUTIS

**Issuing**  
IATUTIS

**Routing Code:** Note 13

**Descriptor Code:** –

IAT7990

**Explanation:**

▶▶—JESJCLIN CONVERSION NOT COMPLETED—FOR—*jobid*—:—*reasontext*—▶▶

A \*CALL,JU,J= command was issued and the IATUTJU utility did not convert the JESJCLIN data set successfully for the specified *jobid*. The *reasontext* provides one of the following explanations:

**JOB NOT FOUND (1)**

The requested job was not found on spool.

**DATA SET NOT FOUND (2)**

The job has no JESJCLIN data set.

**PURGE IN PROGRESS (3)**

The requested job was being purged.

**DUMP JOB ACTIVE (4)**

The dump job (DJ) utility was active for the requested job.

**CONVERSION NOT REQUIRED (5)**

The JESJCLIN data set is already formatted correctly.

**DATA SET BUSY (6)**

The JESJCLIN data set is in use by another JES3 function.

**IATXBKIO INIT FAILURE (7)**

Block spooler initialization failed.

**IATXBKIO READ FAILURE (8)**

Block spooler read failed.

**IATXJCT TYPE=RO FAILED (9)**

The requested job's JCT (IATYJCT) could not be accessed.

**IATXJDS ACCESS ERROR (10)**

The requested job's JDS (IATYJDS) could not be accessed.

**CONVERSION DSP ABEND (11)**

The DSP's JESTAE exit was entered.

**CONVERSION SUBTASK ABEND (12)**

The subtask's ESTAEX exit was entered.

**Note:** When all jobs are being converted (\*CALL,JU,J=ALL), the IAT7990 message is issued for reasons 6 - 12 only.

**System action:** If the utility was invoked to process a specific job, the Dynamic Support Program (DSP) will terminate. If the utility was invoked to process all jobs, the DSP will continue for all reasons except a DSP abend (11) or a subtask abend (12). These exceptions will cause the DSP to terminate.

**Operator response:**

1-5 No response required.

6 Retry the request.

7-12 Notify your system programmer.

**System programmer response:** If the problem persists, search problem reporting databases for a fix. If no fix exists, contact the IBM Support Center.

## IAT7991 • IAT7992

### Module:

**Containing**  
IATUTJU

**Detecting**  
IATUTJU

**Issuing**  
IATUTJU

**Routing Code:** Note 18

**Descriptor Code:** 7

---

### IAT7991

#### Explanation:

▶▶—JESJCLIN CONVERSION SUCCESSFUL—FOR JOB—*jobname*—(*jobid*)—▶▶

A \*CALL,JUJ=*xx* command was issued for a specific job, and the JESJCLIN data set was successfully converted. If the utility was invoked to process all jobs, this message will not be issued for every job; this is done to limit the number of messages being sent.

**System action:** The Dynamic Support Program (DSP) terminates.

**Operator response:** None.

**System programmer response:** None.

### Module:

**Containing**  
IATUTJU

**Detecting**  
IATUTJU

**Issuing**  
IATUTJU

**Routing Code:** Note 18

**Descriptor Code:** 7

---

### IAT7992

#### Explanation:

▶▶—*ccccccc*—JOBS CONVERTED,—*eeeeeee*—JOBS IN ERROR,—*ttttttt*—JOBS CHECKED—▶▶

A \*CALL,JUJ=ALL command was issued for all jobs, and conversion processing results are displayed. The message indicates that *ccccccc* jobs were successfully converted, *eeeeeee* jobs were skipped due to an error condition, and a total of *ttttttt* jobs were checked.

**System action:** The Dynamic Support Program (DSP) terminates.

**Operator response:** None.

**System programmer response:** None.

### Module:

**Containing**  
IATUTJU

**Detecting**  
IATUTJU

**Issuing**  
IATUTJU

**Routing Code:** Note 18

**Descriptor Code:** 7

---

---

**IAT7993****Explanation:**

▶▶—JESJCLIN CONVERSION UTILITY FAILED—*reasontext*————▶▶

A \*CALL,JU command was issued because the utility was unable to retrieve the command input buffer, or found an error while parsing the command parameters. The *reasontext* provides one of the following explanations:

**PARAMETER ERROR (1)**

The specified parameter was incorrect. The only permitted parameters are **J=jobnum** or **J=ALL**.

**COMMAND INPUT ERROR (2)**

The utility could not read the console input buffer.

**System action:** The Dynamic Support Program (DSP) terminates.

**Operator response:**

- 1 Correct the parameter error and retry the command.
- 2 Notify your system programmer.

**System programmer response:** If the problem persists, search problem reporting databases for a fix. If no fix exists, contact the IBM Support Center.

**Module:**

**Containing**  
IATUTJU

**Detecting**  
IATUTJU

**Issuing**  
IATUTJU

**Routing Code:** Note 18

**Descriptor Code:** 7



---

## Chapter 23. Modify Messages

---

IAT8001

**Explanation:**

▶▶ FAILURE — [READING] — CHECKPOINT FOR THE — [ \*F,Q,DUPJOBNM ] — COMMAND,RC= — nn — ▶▶  
                  [WRITING]  [ \*F,WANTDUMP ]

This message is issued in response to a \*MODIFY,Q,DUPJOBNM= or \*MODIFY,WANTDUMP command if an attempt to checkpoint the result failed.

In the message text:

*nn* The return code from the IATXCKPT macro. See the macro description in *z/OS JES3 Customization* for an explanation of the reported value.

**System action:** JES3 processing continues. Because the result of the command may not have been checkpointed, it is unpredictable whether a subsequent JES3 hot start will use the desired value. The command may have to be repeated. A JES3 warm start or cold start will rebuild the checkpointed information based on the initialization stream specification.

**Operator response:** Notify the system programmer.

**Programmer response:** Re-issue the last command entered. If this problem persists, a JES3 warmstart should be scheduled to rebuild the initialization checkpoint.

**Module:**

Containing	Detecting	Issuing
IATMOSP	IATMOSP	IATMOSP
IATMOMT	IATMOMT	IATMOMT

---

IAT8002

**Explanation:**

▶▶ xxx — IS INVALID FIELD — ▶▶

This message is issued in response to a \*MODIFY,J= command. An incorrect parameter has been specified.

**System action:** JES3 ignores the command.

**Operator response:** Resubmit the command using valid parameters.

**Problem determination:** See Table III, item 4.

**Module:**

Containing	Detecting	Issuing
IATMOCP	IATMOCP	IATMOCP

**Routing Code:** Note 18

**Descriptor Code:** 5,7

---

## IAT8003 • IAT8006

---

### IAT8003

#### Explanation:

►► JOB— *jobname (jobid)*— NOT CANCELLED—

This message is issued in response to a \*MODIFY,J=*jobno*,C command. Job specified job cannot be canceled because a system error occurred sometime during the life of the job.

**System action:** JES3 ignores the command.

**Operator response:** None. This is an informational message.

#### Module:

Containing	Detecting	Issuing
IATMOCP	IATMOCP	IATMOCP

**Routing Code:** Note 18

**Descriptor Code:** 5,7

---

### IAT8004

#### Explanation:

►► JOB— *jobname*— NOT FOUND— *ON— main*— *IN ASID— asid*— *ON— main—IN ASID— asid*—

This message is issued in response to a \*MODIFY,J=*jobname*,LOG|NOLOG command. JES3 could not find the job as specified. If the system was specified, the text ON *main* is included. If the command included the ASID parameter, the message contains the text IN ASID *asid*. If both the system and ASID were specified, the message contains both text inserts.

**System action:** JES3 ignores the command.

**Operator response:** Correct the parameters and reissue the command.

#### Module:

Containing	Detecting	Issuing
IATMOCP	IATMOCP	IATMOCP

**Routing Code:** —

**Descriptor Code:** —

---

### IAT8006

#### Explanation:

►► JOB— *jobid*— NOT FOUND—

This message is issued in response to a \*MODIFY,J=*jobno* command. The specified number is not assigned to a job.

**System action:** JES3 ignores the command.

**Operator response:** Verify the job number, and resubmit the request.

#### Module:

Containing	Detecting	Issuing
IATMOCP	IATMOCP	IATMOCP

**Routing Code:** Note 18

**Descriptor Code:** 5,7

#### IAT8007

**Explanation:**

▶▶— JOB— *jobname*— IS AMBIGUOUS—(ON—*main*—IN ASID—*asid*—)————▶▶

This message is issued in response to a \*MODIFY,J=*jobname*,LOG|NOLOG command. JES3 found more than one job with the same name on the specified system or in the specified ASID (on two or more different systems).

**System action:** JES3 ignores the command.

**Operator response:** Either specify a jobid or use additional parameters (for example, SYS= and/or ASID=) to better identify the job.

**Module:**

Containing	Detecting	Issuing
IATMOCP	IATMOCP	IATMOCP

**Routing Code:** –

**Descriptor Code:** –

#### IAT8008

**Explanation:**

▶▶— *xxx*— IS AN INVALID FIELD————▶▶

The field *xxx* was incorrectly specified. The operator entered a zero when attempting to issue a \*MODIFY,O command.

**System action:** JES3 ignores the command.

**Operator response:** Resubmit the request using the correct parameters, \*MODIFY,O.

**Module:**

Containing	Detecting	Issuing
IATMOCN	IATMOCN	IATMOCN

**Routing Code:** Note 18

**Descriptor Code:** 5,7

#### IAT8018

**Explanation:**

▶▶— *con*— AUTHORITY LEVEL CHANGED FROM— *xx*— to— *yy*————▶▶

This message is issued in response to a \*MODIFY,O=*con*,A=*authority* command.

**System action:** The change in console authority has been processed, with old and new authority as indicated.

**Operator response:** None. This is an informational message.

**Module:**

## IAT8020 • IAT8028

**Containing**  
IATMOCN

**Detecting**  
IATMOCN

**Issuing**  
IATMOCN

**Routing Code:** Note 18

**Descriptor Code:** 5,7

---

### IAT8020

**Explanation:**

►►— DLOG FACILITY— [ DISABLED ]—————►►  
                          [ ENABLED ]

This message is issued in response to the \*MODIFY command which either disabled or enabled the DLOG facility.

**System action:** Processing continues.

**Operator response:** None. This is an informational message.

**Module:**

**Containing**  
IATMOCN

**Detecting**  
IATMOCN

**Issuing**  
IATMOCN

**Routing Code:** Note 18

**Descriptor Code:** 5,7

---

### IAT8024

**Explanation:**

►►— *con*— IS INVALID CONSOLE NAME—————►►

This message is issued in response to a \*MODIFY,O=*con* command. An incorrect console name was submitted.

**System action:** JES3 ignores the command.

**Operator response:** Submit a valid console name, and reissue the command.

**Module:**

**Containing**  
IATMOCN

**Detecting**  
IATMOCN

**Issuing**  
IATMOCN

**Routing Code:** Note 18

**Descriptor Code:** 5,7

---

### IAT8028

**Explanation:**

►►— INVALID CALLING PARAMETERS—————►►

This message is in response to a \*MODIFY,N command that specified incorrect calling parameters.

**System action:** JES3 ignores the command.

**Operator response:** Reissue the command with valid parameters.

**Module:**



**Containing**  
IATMODC

**Detecting**  
IATMODC

**Issuing**  
IATMODC

**Routing Code:** Note 18

**Descriptor Code:** 5,7

#### IAT8029

**Explanation:**

▶▶— JOB— *jobname (jobid)*— C/I DEBUG FACILITY—ENABLED—▶▶

This message is issued in response to a \*MODIFY,J=*mmm*,CIDEBUG command to enable the C/I debug facility for a job. Note that if the job has already completed C/I processing, you will need to cause the job to be restarted through C/I. For example, if the job is in MDS allocation, you will have to issue a \*RESTART,SETUP,*jobno*,CI command to restart the job through C/I.

**System action:** Processing continues.

**Operator response:** None

**Module:**

**Containing**  
IATGRWM

**Detecting**  
IATGRWM

**Issuing**  
IATGRWM

**Routing Code:**

**Descriptor Code:**

#### IAT8030

**Explanation:**

▶▶— NET-ID=—*djnet*—NOT FOUND—▶▶

This message is issued in response to a \*MODIFY,N command if the *djnet* specified was not found in the system.

**System action:** Processing continues.

**Operator response:** Issue an \*INQUIRY,N command to list active dependent job control network IDs.

**Module:**

**Containing**  
IATMODC

**Detecting**  
IATMODC

**Issuing**  
IATMODC

**Routing Code:** Note 18

**Descriptor Code:** 5,7

#### IAT8031

**Explanation:**

▶▶— JOB— *jobname (jobid)*— C/I DEBUG REQUEST REJECTED—*reasontext*—▶▶

This message is issued in response to a \*MODIFY,J=*jobno*,CIDEBUG request. The C/I debug request was rejected for one of the following reasons:

- NO C/I SCHEDULER ELEMENT - The job does not have a C/I scheduler element. That is, the job cannot be scheduled for C/I processing

## IAT8032 • IAT8033

- JOB IS IN A C/I FSS - The job is currently having C/I performed in a C/I FSS address space.

**System action:** Processing continues.

**Operator response:** None

**Module:**

**Containing**  
IATGRWM

**Detecting**  
IATGRWM

**Issuing**  
IATGRWM

**Routing Code:**

**Descriptor Code:**

---

### IAT8032

**Explanation:**

▶▶— JOB— *jobid*— FOR NET-ID=—*djnet*— NOT FOUND—▶▶

This message is issued in response to a \*MODIFY,N,ID=*djnet*,J= ,H command if the job specified is not found in the system or has completed normally.

**System action:** Processing continues.

**Operator response:** Enter an \*INQUIRY,N,ID=*djnet*,LIST command to list all members of the specified dependent job control IDs.

**Module:**

**Containing**  
IATMODC

**Detecting**  
IATMODC

**Issuing**  
IATMODC

**Routing Code:** Note 18

**Descriptor Code:** 5,7

---

### IAT8033

**Explanation:**

▶▶— JOB— *jobname(jobid)*— RUN REQUEST ACCEPTED—*main*—▶▶

This message is issued in response to a \*MODIFY,J=*nnn*,RUN command. JES3 has accepted the command and a WLM-managed initiator will be started on system *main* for the job.

**System action:** A WLM-managed initiator is started on the system *main* to run the job.

**Operator response:** None. This is an informational message.

**Module:**

**Containing**  
IATMORUN

**Detecting**  
IATMORUN

**Issuing**  
IATMORUN

**10Routing Code:**

**7Descriptor Code:**

---

IAT8034

## Explanation:

▶▶ NET-ID=*djnet* IS BEING 

HELD
RELEASED
CANCELLED

▶▶

This message is issued in response to a \*MODIFY,N command that operates on a total dependent job control network.

**System action:** The specified network was held, released, or canceled, as indicated.

**Operator response:** None. This is an informational message.

## Module:

<b>Containing</b>	<b>Detecting</b>	<b>Issuing</b>
IATMODC	IATMODC	IATMODC

**Routing Code:** Note 18

**Descriptor Code:** 5,7

---

## IAT8035

## Explanation:

▶▶ NETID=*djnet* WAS NOT HELD ▶▶

This message is issued in response to a \*MODIFY,N, ID=*netid*,H command indicating that the network contains no jobs that are eligible to be held.

**System action:** Processing continues.

**Operator response:** None. This is an informational message.

## Module:

<b>Containing</b>	<b>Detecting</b>	<b>Issuing</b>
IATMODC	IATMODC	IATMODC

**Routing Code:** Note 18

**Descriptor Code:** 5,7

---

## IAT8036

## Explanation:

▶▶ JOB=*jobname (jobid)* of NET-ID=*djnet* IS BEING 

HELD
RELEASED
CANCELLED

▶▶

This message is issued in response to a \*MODIFY,N command that operates on a specific job of a specified dependent job control network.

**System action:** The specified job was held, released, or canceled, as indicated.

**Operator response:** None. This is an informational message.

## Module:

## IAT8037

**Containing**  
IATMODC

**Detecting**  
IATMODC

**Issuing**  
IATMODC

**Routing Code:** Note 18

**Descriptor Code:** 5,7

---

IAT8037

**Explanation:**

▶▶— JOB— *jobname(jobid)*— RUN REQUEST REJECTED - — *reasontext* —————▶▶

This message is issued in response to a \*MODIFY,J=*nnn*,RUN command. *reasontext* is one of the following:

**MAIN SERVICE COMPLETE**

The job has already completed execution.

**JOB NOT IN GMS SELECT**

The job is not on the GMS select queue waiting to be selected for execution.

**JOB NOT ELIGIBLE TO RUN**

The job is not eligible to run on any systems. Message IAT8095 is issued for each system associated with the job to describe why the job cannot run on that system.

- Class disabled.
- Group disabled.
- Job not eligible for main, based on //\*MAIN specifications.
- Main offline.
- Scheduling environment unavailable.
- Scheduling environment undefined.
- Job in DJC hold.
- Marginal spool condition.

**GROUP NOT WLM MANAGED**

The job's group is not WLM managed.

**REJECTED BY WLM**

The job cannot be scheduled by WLM. Additional text is issued identifying the WLM service that failed, the return code, and the reason code.

- JOB IS IN SPOOL HOLD
- SERVICE CLASS NOT FOUND - the job's service class is not known to JES3.
- SERVICE = { IWMBLOC | IWMBREQ }, RETURN CODE = *retcode*

This is a secondary message when "REJECTED BY WLM" appears in the initial message

**System action:** The run request is rejected.

**Operator response:**

- GROUP NOT WLM MANAGED - Use the \*MODIFY,G command to change the job's group to WLM managed or use the \*MODIFY,J=*jobno*,CLASS=*cls* command to change the job's class to one that belongs to a WLM-managed group.
- JOB IS IN SPOOL HOLD - If possible, use the \*MODIFY,Q command to release the job from spool hold.
- SYSTEM *sysname* NOT FOUND - Contact the system programmer.
- JOB NOT IN GMS SELECT - None
- JOB NOT ELIGIBLE TO RUN - Examine the reasons why the job cannot run in message IAT8095 and if necessary, issue the required commands to allow the job to run. For example, if a job's scheduling environment is not available on any systems, you may want to issue the MODIFY,WLM command to cause the scheduling environment to become available.
- SERVICE CLASS NOT FOUND - Contact the system programmer.

- **JOB REJECTED BY WLM** - If the failing service is IWMBLOC and the return code is X'C' and the reason code is xxxx0C34, WLM is unable to select a system to start an initiator for the job. Two possible reasons for this reason text are:
  1. All processors in the complex are in WLM COMPAT mode instead of GOAL mode.
  2. WLM has determined that there is not enough capacity on the available systems to run the job.

If at least one processor in the complex is in GOAL mode and the problem persists, contact the system programmer.

**Programmer response:** Contact the IBM Support Center.

**Module:**

Containing	Detecting	Issuing
IATMORUN	IATMORUN	IATMORUN

**Routing Code:** 10

**Descriptor Code:** 7

#### IAT8038

**Explanation:**

▶▶ `NET-ID=djnet JOB=jobname (jobid),—NHOLD WAS` CHANGED  
NOT CHANGED ▶▶

This message is issued in response to a \*MODIFY,N,ID=*djnet*,J=(*jobno*{*jobno*}),I or \*MODIFY,N,ID=*djnet*,J=(*jobno*{*jobno*}),D command that increments or decrements the NHOLD count of the job specified. NOT CHANGED implies that the increment or decrement would have no effect on the current NHOLD count; or that the NHOLD count is currently 0.

**System action:** The hold count is altered or not altered, as indicated.

**Operator response:** None. This is an informational message.

**Module:**

Containing	Detecting	Issuing
IATMODC	IATMODC	IATMODC

**Routing Code:** Note 18

**Descriptor Code:** 5,7

#### IAT8039

**Explanation:**

▶▶ `keyword IS A DUPLICATE KEYWORD` ▶▶

The \*MODIFY command contained the indicated *keyword* more than once.

**System action:** JES3 ignores the command.

**Operator response:** Reissue the command with the keyword used only once.

**Module:**

Containing	Detecting	Issuing
IATMODV	IATMODV	IATMODV
IATMOMT	IATMOMT	IATMOMT

## IAT8040 • IAT8042

**Routing Code:** Note 18

**Descriptor Code:** 5,7

---

IAT8040

**Explanation:**

▶▶— INVALID PARAMETER— *parm*—————▶▶

This message is issued in response to a \*MODIFY,L command, where *parm* is the incorrect parameter.

**System action:** JES3 ignores the command.

**Operator response:** Reissue the command with valid parameters.

**Problem determination:** See Table III, item 4.

**Module:**

Containing	Detecting	Issuing
IATMODL	IATMODL	IATMODL

**Routing Code:** Note 18

**Descriptor Code:** 5,7

---

IAT8041

**Explanation:**

▶▶— NET-ID=— *djnet*— IS BEING FORCED FROM SYSTEM—————▶▶

This message is issued in response to a \*MODIFY,N command. The indicated dependent job control network is deleted from the system. The jobs remain in the queue in hold status.

**System action:** All jobs associated with the network are placed in operator hold status.

**Operator response:** Release each job in order for it to continue processing.

**Module:**

Containing	Detecting	Issuing
IATMODC	IATMODC	IATMODC

**Routing Code:** Note 18

**Descriptor Code:** 5,7

---

IAT8042

**Explanation:**

▶▶— TYPE= — *t*, — PRTY=   +   *pp*, — LEAD= — *iii* — MINUTES, — PINC=   +  —————▶▶

▶— *pp*, — INT= — *iii* — MINUTES, —————▶▶

This message is issued in response to a \*MODIFY,L command, where *t* is the TYPE specified. The other keywords specify the deadline algorithm as changed by the command.

**System action:** A new deadline algorithm is used.

**Operator response:** None. This is an informational message.

**Module:**

<b>Containing</b>	<b>Detecting</b>	<b>Issuing</b>
IATMODL	IATMODL	IATMODL

**Routing Code:** Note 18**Descriptor Code:** 5,7**IAT8043****Explanation:**

►►— MODIFY COMPLETE FOR CLASS— *cls*— -xxx-—►►

This message is issued in response to a \*MODIFY,C=class command. The command has completed successfully. Additional text can follow the class name. This can be the following:

- WARNING, SYSTEM LISTS FOR CLASS AND GROUP ARE NOT THE SAME - This text appears if a \*MODIFY,C=cls,GROUP=grp command is issued to change the group for a class. The systems defined to the class are a subset of the systems defined to the class. For example, the GROUP is defined to run on systems SY1, SY2, and SY3, but the class is defined to run on systems SY1 and SY2. As a result, jobs in the specified class will be able to run on all systems assigned to the group except SY3.

**System action:** Processing continues.**Operator response:** None.**Module:**

<b>Containing</b>	<b>Detecting</b>	<b>Issuing</b>
IATMOCLS	IATMOCLS	IATMOCLS

**Routing Code:** Note 18**Descriptor Code:** 5,7**IAT8044****Explanation:**

►►— INVALID DEADLINE TYPE SPECIFIED— *xxx*—►►

This message is issued in response to a \*MODIFY,L command. Deadline type *xxx* on the command was not defined to JES3.

**System action:** JES3 ignores the command.**Operator response:** Reissue the command with a valid deadline type specified.**Problem determination:** See Table III, items 4 and 5.**Module:**

<b>Containing</b>	<b>Detecting</b>	<b>Issuing</b>
IATMODL	IATMODL	IATMODL

**Routing Code:** Note 18**Descriptor Code:** 5,7

## IAT8045 • IAT8048

---

### IAT8045

#### Explanation:

▶— ORIGIN CONSOLE INFORMATION COULD NOT BE— VERIFIED, REQUEST IGNORED—▶

This message indicates that the associated (\*MODIFY) command did not complete normally. The origin console type was not known or an error occurred while processing the command.

**System action:** JES3 processing continues. This is an informational message.

**Operator response:** Resubmit the command.

**System programmer response:** None. This is an informational message.

#### Module:

<u>Detecting</u>	<u>Issuing</u>	<u>Containing</u>
IATGRWM	IATGRWM	IATGRWM

**Routing Code:** –

**Descriptor Code:** 5,8

---

### IAT8046

#### Explanation:

▶— NO DEADLINE TYPE SPECIFIED—▶

This message is issued in response to a \*MODIFY,L command. The required parameter TYPE= was not included in the command.

**System action:** JES3 ignores the command.

**Operator response:** Reissue the command with a valid TYPE= parameter.

#### Module:

<u>Containing</u>	<u>Detecting</u>	<u>Issuing</u>
IATMODL	IATMODL	IATMODL

**Routing Code:** Note 18

**Descriptor Code:** 5,7

---

### IAT8048

#### Explanation:

▶— TOO MANY MODIFY PARAMETERS—▶

This message is issued in response to a \*MODIFY command that contained too many parameters.

**System action:** JES3 ignores the command.

**Operator response:** Correct the command, and reissue it.

**Problem determination:** See Table III, item 4.

#### Module:

<u>Containing</u>	<u>Detecting</u>	<u>Issuing</u>
IATMODV	IATMODV	IATMODV



**Containing**  
IATMOGM  
IATMOCLS  
IATMONSV  
IATMOSOC

**Detecting**  
IATMOGM  
IATMOCLS  
IATMONSV  
IATMOSOC

**Issuing**  
IATMOGM  
IATMOCLS  
IATMONSV  
IATMOSOC

**Routing Code:** Note 18

**Descriptor Code:** 5,7

#### IAT8049

##### Explanation:

▶▶— MISSING MODIFY PARAMETERS—▶▶

The \*MODIFY command did not contain a required parameter.

**System action:** JES3 ignores the command.

**Operator response:** Reissue the command, including the required parameter.

##### Module:

**Containing**  
IATMODV  
IATMOFS  
IATMODW  
IATMOCLS  
IATMOMT

**Detecting**  
IATMODV  
IATMOFS  
IATMODW  
IATMOCLS  
IATMOMT

**Issuing**  
IATMODV  
IATMOFS  
IATMODW  
IATMOCLS  
IATMOMT

**Routing Code:** Note 18

**Descriptor Code:** 5,7

#### IAT8050

##### Explanation:

▶▶— *parm*— IS AN INVALID FIELD—▶▶

This message is issued in response to a \*MODIFY command. Parameter *parm* was incorrectly submitted. The message includes only the first 8 characters of the parameter.

**System action:** JES3 ignores the command.

**Operator response:** Correct the parameter, and reissue the command.

##### Module:

**Containing**  
IATMOSP  
IATMOMT

**Detecting**  
IATMOSP  
IATMOMT

**Issuing**  
IATMOSP  
IATMOMT

**Routing Code:** 2

**Descriptor Code:** 5,7

IAT8051

**Explanation:**

▶▶ SYNTAX ERROR AT— *xxx* —▶▶

A syntax error occurred at the location specified.

**System action:** JES3 ignores the command.

**Operator response:** Correct the syntax error, and resubmit the command.

**Module:**

Containing	Detecting	Issuing
IATMODV	IATMODV	IATMODV
IATMOFS	IATMOFS	IATMOFS
IATMODW	IATMODW	IATMODW

**Routing Code:** Note 18

**Descriptor Code:** 5,7

---

IAT8052

**Explanation:**

▶▶ INVALID MULTIPLE MODIFY FIELD —▶▶

This message is issued in response to a \*MODIFY command. An attempt was made to enter more than one multiple field in the command.

**System action:** JES3 ignores the command.

**Operator response:** Correct the error, and resubmit the command.

**Module:**

Containing	Detecting	Issuing
IATMODV	IATMODV	IATMODV

**Routing Code:** Note 18

**Descriptor Code:** 5,7

---

IAT8053

**Explanation:**

▶▶ INVALID KEYWORD—*keywd*—▶▶

The specified keyword, *keywd* on the \*MODIFY,CONFIG or \*MODIFY,DEST command is not valid.  
In the message text:

*keywd* The incorrect keyword found on the \*MODIFY,CONFIG or \*MODIFY,DEST command.

**System action:** JES3 rejects the command.

**Operator response:** Re-enter the command correctly.

**Module:**

Containing	Detecting	Issuing
IATMOCW	IATMOCF	IATMOCF

Containing  
IATMODST

Detecting  
IATMODST

Issuing  
IATMODST

Routing Code: Note 18

Descriptor Code: 5

IAT8054

Explanation:

```

▶▶ JES3 QUEUE — [ HELD —————▶
                  | RELEAS —————▶

```

This message is issued in response to a \*MODIFY,Q command. The JES3 queue has been successfully placed in hold or release status.

**System action:** Queue is held or released.

**Operator response:** None. This is an informational message.

**Module:**

Containing  
IATMOHR

Detecting  
IATMOHR

Issuing  
IATMOHR

Routing Code: Note 18

Descriptor Code: 5

IAT8055

Explanation:

```

▶▶ SPOOL DATA SET— ddn — [ MOVE ——— - REJECTED,— reasontext —————▶
                             | HOLD ———
                             | CANCEL ———
                             | STOP ———
                             | USE ———
                             | RELEASE ———
                             | R ———
                             | BADTRK ———

```

One of the following \*MODIFY commands was entered:

```

MODIFY,Q,DD=ddn,{ DRAIN}
                { HOLD }
                { CANCEL }
                { STOP }
                { USE }
                { RELEASE }
                { R }

```

\*MODIFY,Q,DD=ddn,SP=spart name

\*MODIFY,Q,DD=ddn,CYL=cyl,TRK=trk

In the message, *reasontext* is one of the following:

**INVALID DDNAME -**

An incorrect *ddn* was specified. All ddnames must be valid for the command to process.

**INVALID PARTITION NAME -**

An incorrect partition name was specified. The partition name must be valid for the command to process.

## IAT8055

### **DATA SET IS HELD -**

A previous HOLD, STOP or CANCEL was done on this spool data set.

### **DATA SET IS IN USE -**

A previous USE or RELEASE was done on this spool data set.

### **DATA SET IS UNAVAILABLE -**

The data set specified in the MODIFY command is unavailable.

### **ALL DEFAULT SPECIFIED -**

The MODIFY would result in no spool data sets being left in the default partition. This is not allowed and the command is ended.

### **MINIMAL TRACK GROUP CONDITION**

#### **SURPASSED -**

The MODIFY would result in the number of available track groups in the default partition decreasing below the number defined as minimal. This is not allowed and the command is ended.

### **ERROR PROCESSING EXTENT MODIFY -**

An error was encountered processing the MODIFY request. Check the status of the spool by issuing the \*INQUIRY,Q,DD=ALL command.

### **CYL NOT SPECIFIED -**

A BADTRACK command was not processed because the cylinder value (CYL=) was missing from the command.

### **TRK NOT SPECIFIED -**

A BADTRACK command was not processed because the track value (TRK=) was missing from the command.

### **INVALID CYLINDER/HEAD ADDRESS SPECIFIED -**

A BADTRACK command was not processed because the cylinder or track value is not valid. The value is not valid for one of the following reasons:

- The ddname specified on the command refers to the JCT data set.
- The value is not 4 hexadecimal digits.
- The CYL or TRK value is not within the bounds of the spool data set specified.

To determine the valid range of cylinder/head addresses for the spool data set, examine the JMF spool data set description section. If JMF is not available, the Extent Table entry of the spool data set may be examined for the high and low cylinder/head addresses. The Dump Core (DC) JIO option can be used to display this table.

### **INTERNAL PROCESSING ERROR -**

The code that processes the BADTRACK command was not able to complete the command because of one of the following conditions:

- Storage could not be obtained for a BADTRACK record.
- The Main Processor Control table entry (MPC), needed to send the BADTRACK record, could not be found.

**System action:** The modify is not done. The \*INQUIRY,Q,DD=ALL command will display the spool data sets in the complex.

**Operator response:** None. This is an informational message.

#### **Module:**

#### **Containing**

IATMOSP  
IATMODV

#### **Detecting**

IATMOSP  
IATMODV

#### **Issuing**

IATMOSP  
IATMODV

**Routing Code:** 2,Note 18

**Descriptor Code:** 5,7

---

**IAT8056****Explanation:**

▶▶ CANNOT COMBINE PARAMETERS— *parma*— AND— *parmb*— FOR KEYWORD— *keyword*— -COMMAND— IGNORED—▶▶

The operator issued a \*MODIFY WTR command and included one of the following incorrect combinations of parameters for *keyword* PDEFAULT=:

- NONE and either CHARS or FCB
- CHARS and /CHARS
- FCB and /FCB

These parameters are mutually exclusive.

**System action:** JES3 ignores the command.

**Operator response:** Correct and resubmit the command.

**Module:**

Containing	Detecting	Issuing
IATMODW	IATMODW	IATMODW

**Routing Code:** Note 18

**Descriptor Code:** 17

---

**IAT8057****Explanation:**

▶▶ INVALID MODIFY REQUEST --JES3JCT IS BEING REFERENCED—▶▶

A \*MODIFY,Q command was issued to change the status of the data sets containing the JES3 job control table (JCT). You cannot modify the JCT data set.

**System action:** JES3 ignores the command.

**Operator response:** None. This is an informational message.

**Module:**

Containing	Detecting	Issuing
IATMODV	IATMODV	IATMODV

**Routing Code:** Note 18

**Descriptor Code:** 5,7

---

**IAT8058****Explanation:**

▶▶ PRTY=— *xx*— 

HELD
RELEASED

—▶▶

This message is issued in response to a \*MODIFY,Q,P= *prty*, H or R command. An attempt to hold or release by priority has been successful.

**System action:** Processing continues.

**Operator response:** None. This is an informational message.

**Module:**

## IAT8059 • IAT8061

**Containing**  
IATMOHR

**Detecting**  
IATMOHR

**Issuing**  
IATMOHR

**Routing Code:** Note 18

**Descriptor Code:** 5,7

---

### IAT8059

**Explanation:**

▶▶ JOB— *jobid*— NOT FOUND—▶▶

This message is issued in response to a \*F,J=nnn,H/R command when the requested job is not found.

**System action:** JES3 ignores the command.

**Operator response:** Verify the job number, and reenter the command.

**Module:**

**Containing**  
IATMOHR

**Detecting**  
IATMOHR

**Issuing**  
IATMOHR

**Routing Code:** Note 18

**Descriptor Code:** 5,7

---

### IAT8060

**Explanation:**

▶▶ 

RJP	NOT IN SYSTEM. REQUEST IGNORED—▶▶
SNA	

This message is issued in response to a \*MODIFY,T command when no BSC RJP (RJP=BSCRJP) lines or workstations or SNA RJP (SNA=SNARJP) workstations are defined to JES3.

**System action:** JES3 ignores the command.

**Operator response:** None. This is an informational message.

**Module:**

**Containing**  
IATMORJ

**Detecting**  
IATMORJ

**Issuing**  
IATMORJ

**Routing Code:** Note 18

**Descriptor Code:** 5,7

---

### IAT8061

**Explanation:**

▶▶ DLOG— 

ENABLE	REQUEST REJECTED— <i>reasontext</i> —▶▶
DISABLE	

This message is issued in response to a \*MODIFY,O command which requested that the JES3 hardcopy log (DLOG) be enabled or disabled. The *reasontext* is one of the following:

**DLOG IS ALREADY ACTIVE**

An attempt was made to enable DLOG when it was already active.

**SYSTEM ERROR**

An error occurred while attempting to enable DLOG. This message is preceded by message IAT7111, IAT7112, or IAT7713 which detail the error encountered.

**THIS IS A LOCAL PROCESSOR**

JES3 attempted to start the JES3DLOG address space on a local processor. This address space only runs on the global processor.

**DLOG IS NOT TURNED ON**

JES3 attempted to activate DLOG under inappropriate conditions.

**System action:** None. The state of DLOG is unchanged.

**Operator response:** Verify the desired command for the current DLOG state, and resubmit the command if necessary. If *THIS IS A LOCAL PROCESSOR* or *DLOG IS NOT TURNED ON* appears in the message, contact the IBM Support Center.

**Module:**

Containing	Detecting	Issuing
IATMOCN	IATCNSD	IATMOCN

**Routing Code:** Note 18

**Descriptor Code:** 5,7

**IAT8062****Explanation:**

```

▶▶ READERS ON— wsname— [ ] name, — HELD—
                        [ ] name [ ] RELEASED
  
```

This message is issued in response to a \*MODIFY,T command that holds or releases jobs from the designated workstation or line.

**System action:** If the workstation is nonprogrammable or has the automatic reader option, BSC RJP- or SNA RJP-generated \*X,CR commands are generated with the H option so that jobs will be added to the JES3 queue in hold status.

**Operator response:** None. This is an informational message.

**Module:**

Containing	Detecting	Issuing
IATMORJ	IATMORJ	IATMORJ

**Routing Code:** Note 18

**Descriptor Code:** 5,7

**IAT8063****Explanation:**

```

▶▶ con— SAVEMSG CHANGED TO— [ ] YES
                              [ ] NO
  
```

This message is issued in response to a \*MODIFY,O=con,SAVEMSG={YES|NO} command.

**System action:** The change in message saving has been processed as indicated.

## IAT8064 • IAT8065

**Operator response:** None. This is an informational message.

**Module:**

**Containing**  
IATMOCN

**Detecting**  
IATMOCN

**Issuing**  
IATMOCN

**Routing Code:** Note 18

**Descriptor Code:** 5,7

---

### IAT8064

**Explanation:**

▶— TERMINAL— *wsname*— NOT SIGNED ON—▶

This message is issued in response to a \*MODIFY,T,T=*wsname* command when the indicated workstation is not signed on to the system.

**System action:** JES3 ignores the command.

**Operator response:** None. This is an informational message.

**Problem determination:** See Table III, item 5.

**Module:**

**Containing**  
IATMORJ

**Detecting**  
IATMORJ

**Issuing**  
IATMORJ

**Routing Code:** Note 18

**Descriptor Code:** 5,7

---

### IAT8065

**Explanation:**

▶— *con*— ROUTING CODE/DEST CLASS— *msgdest* — 

ADDED
DELETED

—▶

This message is issued in response to the following commands:

- \*MODIFY,O=*con*,{ADEST=*dest* | DDEST=*dest*} | DROUT=*rout*}

**System action:** The routing code or destination class *msgdest* has been added or deleted for console *con*.

**Operator response:** None. This is an informational message.

**Module:**

**Containing**  
IATMOCN

**Detecting**  
IATMOCN

**Issuing**  
IATMOCN

**Routing Code:** Note 18

**Descriptor Code:** 5,7





## IAT8069 • IAT8070

**Containing**  
IATMORJ

**Detecting**  
IATMORJ

**Issuing**  
IATMORJ

**Routing Code:** Note 18

**Descriptor Code:** 5,7

---

### IAT8069

**Explanation:**

▶▶— MESSAGES WERE GENERATED - SEE LOG FOR— DETAILS—▶▶

This message is issued under the following conditions:

1. Messages were added to the log during the table build phase of \*MODIFY,CONFIG processing.
2. Messages were added to the log during the statement processing phase that were not looked at (the operator did not request that the \*MODIFY,CONFIG log be spun off at the end of the statement processing phase).

**System action:** Processing continues.

**Operator response:** Notify the system programmer.

**System programmer response:** Examine the \*MODIFY,CONFIG log to see how the \*MODIFY,CONFIG processing worked. If errors were reported, fix the problem and have the operator reenter the command.

**Module:**

**Containing**  
IATMOCW

**Detecting**  
IATMOCF

**Issuing**  
IATMOCF

**Routing Code:** Note 18

**Descriptor Code:** 5

---

### IAT8070

**Explanation:**

▶▶— AUTO START FACILITY— 

ENABLED
DISABLED

— FOR— *lname*—▶▶

This message is issued in response to a \*MODIFY,T command in which the BSC RJP line auto-start facility is either enabled or disabled.

**System action:** When BSC RJP is initialized, the indicated line is automatically started if the auto-start facility has been enabled.

**Operator response:** None. This is an informational message.

**Module:**

**Containing**  
IATMORJ

**Detecting**  
IATMORJ

**Issuing**  
IATMORJ

**Routing Code:** Note 18

**Descriptor Code:** 5,7

---

---

**IAT8071****Explanation:**

```

▶▶— AUTO RDR FACILITY—┌ ENABLED—┐— FOR— wsname—————▶▶
                       └ DISABLED—┘

```

This message is issued in response to a \*MODIFY,T,T=*wsname* or ALL,AUTO={Y|N} command, where *wsname* is the name of a SNA RJP workstation. It indicates that the automatic reader facility is either enabled or disabled for the SNA RJP workstation as indicated by the message text.

If ENABLED is indicated, JES3 will automatically start a reader DSP to accept workstation data. If DISABLED is indicated, the workstation operator must start the reader DSP.

**System action:** Processing continues.

**Operator response:** None. This is an informational message.

**Module:**

Containing	Detecting	Issuing
IATMORJ	IATMORJ	IATMORJ

**Routing Code:** Note 18

**Descriptor Code:** 5,7

---

**IAT8072****Explanation:**

```

▶▶— SNAP FACILITY—┌ ENABLED—┐— FOR— lname—————▶▶
                   └ DISABLED—┘

```

This message is issued in response to a \*MODIFY,T command in which the RJP snap facility is either enabled or disabled.

**System action:** If the line is or becomes active, BSC RJP (as part of channel-end processing for this line) calls a storage display routine. If the RJPSNPS DSP is active, this causes the line buffers for the line to be displayed.

**Operator response:** None. This is an informational message.

**Module:**

Containing	Detecting	Issuing
IATMORJ	IATMORJ	IATMORJ

**Routing Code:** Note 18

**Descriptor Code:** 5,7

---

**IAT8073****Explanation:**

```

▶▶— EVENT TRACE FACILITY—┌ ENABLED—┐— FOR— lname—————▶▶
                           └ DISABLED—┘

```

The system has successfully processed a \*MODIFY,T,L=*lname*, TRCEON/OFF command.

**System action:** If the specified line is active or becomes active, the BSC RJP event trace is displayed in the hard-copy message log.

**Operator response:** None. This is an informational message.

## IAT8074 • IAT8076

### Module:

**Containing**  
IATMORJ

**Detecting**  
IATMORJ

**Issuing**  
IATMORJ

**Routing Code:** Note 18

**Descriptor Code:** 5,7

---

### IAT8074

#### Explanation:

►►— PASSWORD— [ ADDED ]— FOR— *lname*—►►  
                  [ RESET ]

This message is issued in response to a \*MODIFY,T,L=*lname* command.

**System action:** A line password for BSC RJP has either been specified or reset.

**Operator response:** None. This is an informational message.

### Module:

**Containing**  
IATMORJ

**Detecting**  
IATMORJ

**Issuing**  
IATMORJ

**Routing Code:** Note 18

**Descriptor Code:** 5,7

---

### IAT8075

#### Explanation:

►►— [ *lname* ]— NOT MODIFIED BECAUSE OF SPOOL— [ READ ]— ERROR—►►  
          [ *wsname* ]                                  [ WRITE ]

An uncorrectable read or write error occurred while reading or writing BSC RJP control blocks for the specified line or terminal.

**System action:** The control block modification is not done.

**Operator response:** None. This is an informational message.

**Problem determination:** See Table III, item 25.

### Module:

**Containing**  
IATMORJ  
IATMODW

**Detecting**  
IATMORJ  
IATMODW

**Issuing**  
IATMORJ  
IATMODW

**Routing Code:** Note 18

**Descriptor Code:** 5,7

---

### IAT8076

#### Explanation:

▶▶ *lname*— NOT ACTIVE - REQUEST IGNORED—▶▶

This message is issued in response to a \*MODIFY,T command in which an inactive BSC RJP line has been specified.

**System action:** Processing continues.

**Operator response:** Start the BSC RJP line using the \*S,RJP,L=*lname* command.

**Module:**

Containing	Detecting	Issuing
IATMORJ	IATMORJ	IATMORJ

**Routing Code:** Note 18

**Descriptor Code:** 5,7

#### IAT8077

**Explanation:**

▶▶ INVALID PARAMETER— *parm*—▶▶

The specified parameter, *parm* on the \*MODIFY,CONFIG command is not valid.  
In the message text:

*parm* The non-valid parameter found on the \*MODIFY,CONFIG command.

**System action:** JES3 rejects the command.

**Operator response:** Re-enter the command correctly.

**System programmer response:** None.

**Module:**

Containing	Detecting	Issuing
IATMOCW	IATMOCF	IATMOCF

**Routing Code:** Note 18

**Descriptor Code:** 5

#### IAT8078

**Explanation:**

▶▶ JOBS WILL BE— 

RESCHEDULED
CONTINUED

— AFTER OPER. INTVRN. ON— *wsname*—▶▶

This message is issued in response to a \*MODIFY,T,T=*wsname* command, in which the disposition of jobs whose output goes to remote devices is determined on operator intervention. For example, output to a remote printer that is not ready may cause a job to be either rescheduled or continued after operator intervention.

**System action:** Processing continues.

**Operator response:** None. This is an informational message.

**Module:**

Containing	Detecting	Issuing
IATMORJ	IATMORJ	IATMORJ

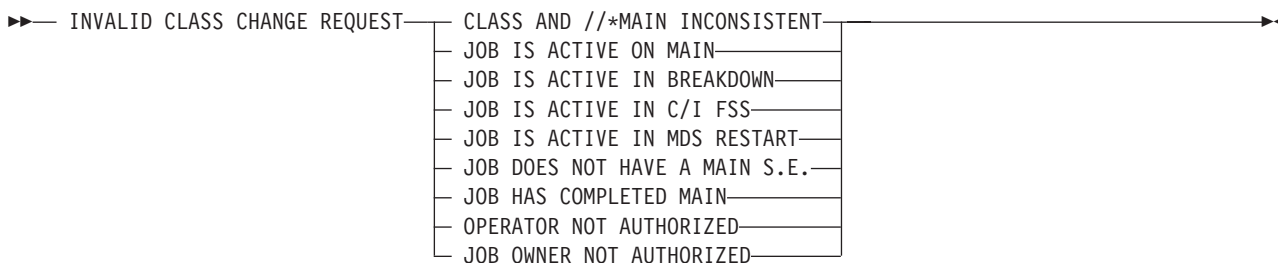
**Routing Code:** Note 18

## IAT8079

Descriptor Code: 5,7

### IAT8079

#### Explanation:



The \*MODIFY,J=,CLASS= command was rejected for one of the following reasons:

#### CLASS AND /\*MAIN INCONSISTENT

There are no main processors identified on the /\*MAIN statement in common with those specified for the new class.

#### JOB IS ACTIVE ON MAIN

#### JOB IS ACTIVE IN BREAKDOWN

#### JOB HAS COMPLETED MAIN

The job class cannot be modified for jobs that are in execution on a main processor or have completed main processing.

#### JOB IS ACTIVE IN C/I FSS

#### JOB IS ACTIVE IN MDS RESTART

The job class of a job active in a converter/interpreter (C/I), functional subsystem (FSS), or in main device scheduler (MDS) restart, cannot be modified.

#### JOB DOES NOT HAVE A MAIN S.E.

For a job that does not have main scheduler scheduling element (SE), the job class cannot be modified.

#### OPERATOR NOT AUTHORIZED

The operator who issued the change job class command is not authorized to modify the specified job class.

#### JOB OWNER NOT AUTHORIZED

The job owner is not authorized to modify the target job class.

**System action:** JES3 ignores the command and does not modify the job class.

**Operator response:** When either **JOB IS ACTIVE IN C/I FSS** or **JOB IS ACTIVE IN MDS RESTART** are displayed, retry the command when current processing completes.

When either **OPERATOR NOT AUTHORIZED** or **JOB OWNER NOT AUTHORIZED** is displayed, rerun the command with a job class that the operator or job owner is authorized to use. Refer to *z/OS JES3 Initialization and Tuning Guide* for more information.

#### Module:

**Containing**  
IATGRWM

**Detecting**  
IATGRWM

**Issuing**  
IATGRWM

**Routing Code:** Note 18

**Descriptor Code:** 5,7

---

**IAT8080****Explanation:**

This message is issued in response to a \*MODIFY,J=*jobno*, H or R command. The designated job has been successfully placed in hold or release status.

**System action:** Processing continues.

**Operator response:** None. This is an informational message.

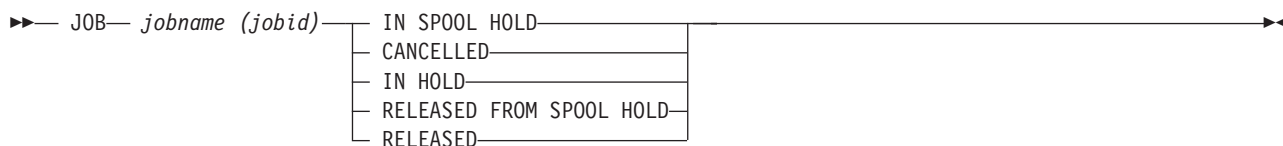
**Module:**

Containing	Detecting	Issuing
IATGRWM	IATGRWM	IATGRWM

**Routing Code:** Note 13

**Descriptor Code:** 5,7

---

**IAT8081****Explanation:**

A \*MODIFY command was issued to change the status of a particular job or of all jobs that have data on the spool data set(s) specified in the command. JES3 issues this message once for each job affected by the command. The message gives the status of the specified job after the command has completed, as follows:

**IN SPOOL HOLD**

One of the following has occurred:

- JES3 has released the job from operator hold status but the job cannot continue processing because it is also in spool hold status.
- JES3 has released a spool data set that contains data for the specified job from spool hold status but the job cannot continue processing; it is still in spool hold status. At least part of the job's data is located on one or more spool data sets that are still in spool hold status.

**CANCELLED**

JES3 has canceled the job and all output from the job.

**IN HOLD**

JES3 has released the job from spool hold status but the job cannot continue processing because it is being held for some other reason (for example, at the operator's request).

**RELEASED FROM SPOOL HOLD**

JES3 has released the job from spool hold status. If the job is not being held for some other reason (for example, at the operator's request), the job resumes processing. If it is being held, JES3 issues this message again with *IN HOLD* appearing in the message text.

**RELEASED**

JES3 has released the job from hold status. The job resumes processing.

**System action:** Command processing continues.

**Operator response:** If IN SPOOL HOLD appears in the message, use the \*INQUIRY,J=*jobname*,SH command to display the name(s) of the spool data set(s) that are in spool hold status and contain data for the job. Check with

## IAT8082 • IAT8083

your system programmer to be sure you can release the data set(s). If so, issue the \*MODIFY,Q,DD= *ddn*,RELEASE command to release the data set(s).

If IN HOLD appears in the message, issue the \*INQUIRY,J=*jobname* command to determine why the job is still in hold status. Respond as required.

If CANCELLED, RELEASED FROM SPOOL HOLD, or RELEASED appears in the message, no response is required.

### Module:

Containing	Detecting	Issuing
IATGRWM	IATGRWM	IATGRWM

**Routing Code:** Note 18

**Descriptor Code:** 5,7

---

### IAT8082

#### Explanation:

```
▶▶— JOB— jobname (jobid)— [ CANCEL ACCEPTED— ( PRINT=— xxx— ) —————▶▶
                             [ FORCE ACCEPTED— ]
```

This message is issued in response to a \*MODIFY,J=*jobno*, C or CP command. The designated job has been successfully canceled, but the job may wait for any active function to respond to the cancel and be subsequently scheduled for purge.

**System action:** Processing for all other jobs continues normally.

**Operator response:** None. This is an informational message.

### Module:

Containing	Detecting	Issuing
IATGRWM	IATGRWM	IATGRWM

**Routing Code:** Note 13

**Descriptor Code:** 5,7

---

### IAT8083

#### Explanation:

```
▶▶— JOB QUEUE FOR SPECIFIED EXTENTS— [ HELD— —————▶▶
                                       [ STOPPED—
                                       [ RELEASED—
                                       [ CANCELLED— ]
```

This message is issued in response to a \*MODIFY,Q,DD= command. JES3 has successfully changed the status of the spool data set(s) specified in the command. The preceding messages describe the status of each job affected by the command.

**System action:** If HELD, STOPPED, or CANCELLED appears in the message, JES3 puts the specified spool data sets in spool hold status and does not allocate any additional space on the data set.

If RELEASED appears in the message, JES3 removes the data set from spool hold status; the data set is now available for use.

**Operator response:** None. This is an informational message.

### Module:



**Containing**  
IATGRWM

**Detecting**  
IATGRWM

**Issuing**  
IATGRWM

**Routing Code:** Note 18

**Descriptor Code:** 5,7

#### IAT8084

##### Explanation:

▶▶ JOB— *jobname (jobid)*— CHANGED FROM — P=— *xx*— TO P=— *yy*— CLASS=— *cls*— TO CLASS=— *cls*— ▶▶

This message is issued in response to a \*MODIFY,J=*jobno*, P=*prty* or \*MODIFY,J=*jobno*,CLASS=*cls* command. The specified job has been changed to a new priority or job class.

**System action:** Processing continues.

**Operator response:** None. This is an informational message.

**Module:**

**Containing**  
IATGRWM

**Detecting**  
IATGRWM

**Issuing**  
IATGRWM

**Routing Code:** Note 13

**Descriptor Code:** 5,7

#### IAT8085

##### Explanation:

▶▶ CAN'T CANCEL DJCUPDAT—▶▶

The operator tried to cancel DJCUPDAT, a system control DSP.

**System action:** JES3 ignores the cancel command.

**Operator response:** None. This is an informational message.

**Module:**

**Containing**  
IATGRWM

**Detecting**  
IATGRWM

**Issuing**  
IATGRWM

**Routing Code:** Note 13

**Descriptor Code:** 5,7

#### IAT8086

##### Explanation:

▶▶ JOB— *jobname (jobid)*— IS— IN DJC NET NOT CANCELLED— NOT—▶▶

An attempt was made to cancel a DJC job using the \*MODIFY,J=*jobno*, C command, or to cancel a non-DJC job using the \*MODIFY,N command.

**System action:** Not applicable.

## IAT8087 • IAT8088

**Operator response:** See the \*MODIFY,N command in *z/OS JES3 Commands*.

**Module:**

Containing	Detecting	Issuing
IATGRWM	IATGRWM	IATGRWM

**Routing Code:** Note 13

**Descriptor Code:** 5,7

---

### IAT8087

**Explanation:**

▶▶ JOB— *jobname (jobid)*— NOT CANCELLED—

—	DYN ALLOCATION ACTIVE—	—————▶▶
—	MDS RESTART ACTIVE—	
—	ACTIVE DEMAND SELECT JOB—	
—	SYSTEM NON-CANCELLABLE—	

The operator attempted to cancel a job that is currently active in dynamic allocation or MDS restart, or the job is a demand select job that is currently active on a main.

**System action:** The cancel command is ignored.

**Operator response:** If the job is active in MDS restart or dynamic allocation, try canceling the job again at a later time by entering \*C,S,*jobno*. If a mount is outstanding, reply CANCEL to the WTOR message.

If the job is an active demand select job, wait until processing ends and reenter the \*CANCEL command.

If the job is a system non-cancellable job, enter the MVS FORCE JOB,ARM command.

**Module:**

Containing	Detecting	Issuing
IATGRWM	IATGRWM	IATGRWM

**Routing Code:** Note 18

**Descriptor Code:** 5,7

---

### IAT8088

**Explanation:**

▶▶ JOB— *jobname (jobid)*—

—	NOT FOUND—	—————▶▶
—	JCT BUSY-DJ ACTIVE—	
—	JCT BUSY—	

This message is normally issued in response to a \*MODIFY,J=*jobno*,C command or an \*I,j=*jobno* command. For \*I,j=*jobno* commands, when the JCT is busy, the system will respond with UNKNOWN in the job name. For \*I,j=*jobname* commands, UNKN will be placed in the job number field. See individual explanations below for specific message texts.

**JOB NOT FOUND:**

The designated job *jobname* or *jobno* could not be found or is not the correct DJC job.

**JCT BUSY-DJ ACTIVE**

The JCT could not be accessed; the dump job DSP is active for the job.

**JCT BUSY**

JCT is busy, in use by another FCT.

**System action:** Processing continues.

**Operator response:****JOB NOT FOUND:**

Verify that the correct job identification is being used and retry the command. If the job is not in the correct DJC network or the job number and name are not the same as those of a job to be canceled, the DJC network may have to be forced from the system.

**JCT BUSY-DJ ACTIVE**

Wait until the dump job DSP is complete and retry the command.

**JCT BUSY**

Retry the command.

**Module:**

Containing	Detecting	Issuing
IATGRWM	IATDMTK	IATGRWM
IATGRWJ		IATGRWJ

**Routing Code:** Note 18

**Descriptor Code:** 5,7

**IAT8089****Explanation:**

▶— INVALID PRIORITY CHANGE REQUEST—▶

A \*MODIFY,J= command was issued from a remote workstation to change the priority of a job but one of the following occurred:

- The workstation is not part of the same device group as the workstation originally used to enter the job.
- The job being modified has not completed main service processing.

**System action:** JES3 ignores the command; the job priority is not modified.

**Operator response:** If the command was issued from an incorrect workstation, resubmit the command from a terminal in the correct device group. If the job has not completed main service processing, wait a short time and try entering the command again.

**Module:**

Containing	Detecting	Issuing
IATGRWM	IATGRWM	IATGRWM

**Routing Code:** Note 13

**Descriptor Code:** 5,7

**IAT8090****Explanation:**

▶— SPOOL DATA SET— *ddn*— MOVED TO PARTITION— *spart*—▶

Either a \*MODIFY,Q,DD=*ddn*,SP=*spart-name* command or a \*MODIFY CONFIG command was issued to move a spool data set from one partition to another.

**System action:** The spool data set is moved to the desired partition. The \*INQUIRY,Q,SP=*spart-name*,DD command will display the spool data sets associated with that partition.

**Operator response:** None. This is an informational message.

**Module:**

## IAT8091 • IAT8092

**Containing**  
IATMOSP  
IATDMGB

**Detecting**  
IATMOSP  
IATDMGB

**Issuing**  
IATMOSP  
IATDMGB

**Routing Code:** 2

**Descriptor Code:** 5,7

---

### IAT8091

**Explanation:**

▶▶— ALLOCATION FROM SPOOL DATA SET— *ddn*— 

SUSPENDED
RESUMED

—————▶▶

One of the following commands was issued to modify a spool data set.

```
*MODIFY,Q,DD= ddn,{ DRAIN   }  
                { HOLD   }  
                { CANCEL  }  
                { STOP   }  
                { USE    }  
                { RELEASE }  
                { R     }
```

**SUSPENDED -**

A DRAIN, HOLD, STOP or CANCEL was done on this spool data set. Allocation from the specified spool data set is suspended.

**RESUMED -**

A USE, RELEASE or R was done on this spool data set. Allocation from the specified spool data set is resumed.

**System action:** Allocation from the specified spool is suspended or resumed.

**Operator response:** None. This is an informational message.

**Module:**

**Containing**  
IATMOSP

**Detecting**  
IATMOSP

**Issuing**  
IATMOSP

**Routing Code:** 2

**Descriptor Code:** 5,7

---

### IAT8092

**Explanation:**

▶▶— JOB— *nnnnnnn*— (jobid)—USER IS NOT— AUTHORIZED TO PERFORM— CLASS CHANGE OPERATION—————▶▶

A remote operator attempted to change the job class of a job that did not originate at the remote workstation.

**System action:** Processing continues, job unaffected. The job's class is not changed

**Operator response:** The remote operator must contact the local operator to make necessary class changes.

**Module:**

**Containing**  
IATGRWM

**Detecting**  
IATGRWM

**Issuing**  
IATGRWM

**Routing Code:** 2

Descriptor Code: 5,7

### IAT8093

#### Explanation:

```

▶▶ JOB— jobname (jobid)— JESMSGLG LOG— [ ENABLED— ] [ DISABLED— ] [ ,CONSOLE=— (con)— ]

```

This message is issued in response to the \*MODIFY J=*jobname*,LOG|NOLOG command. The text CONSOLE=(*con*) is only included in the JESMSGLG data set of the affected job. *con* identifies the console from which the command was entered.

**System action:** Processing continues.

**Operator response:** None.

#### Module:

Containing	Detecting	Issuing
IATGRWM	IATGRWM	IATGRWM

Routing Code: –

Descriptor Code: –

### IAT8094

#### Explanation:

```

▶▶ sysname— [ IS NOT A VALID SYSTEM NAME— ] [ IS NOT CONNECTED— ] [ DOES NOT SUPPORT THE *I,X,M= COMMAND— ]

```

An \*INQUIRY,X,M=module,system command was issued and was rejected for one of the following reasons:

- IS NOT A VALID SYSTEM NAME - The system name is not valid.
- IS NOT CONNECTED - The specified system is not connected
- DOES NOT SUPPORT THE \*I,X,M= COMMAND - The specified system is not at the JES3 OS/#() Version 2 Release 8 level.

**System action:** Processing continues.

**Operator response:** Correct and reissue the command is necessary.

#### Module:

Containing	Detecting	Issuing
IATIQDX	IATIQDX	IATIQDX

Routing Code: –

Descriptor Code: –

### IAT8095

#### Explanation:

```

▶▶ sysname - reasontext—

```

This message is issued when a \*MODIFY,J=job,RUN command is rejected for the job and message IAT8037 indicates that the job is not eligible to run. Message IAT8095 is issued for each system associated with the job to describe why the job cannot run on that system.

## IAT8096

**System action:** Processing continues.

**Operator response:** The following reasons can prompt action on your part. Do not take action blindly (e.g. enabling a class on a system where it was not intended to be enabled).

- **JOB CLASS DISABLED** - The job class is disabled on the specified system. Issue a \*MODIFY,G,sysname,C,cls,ON command to enable the job class on that system.
- **JOB IN DJC HOLD** - The job is in DJC hold. Issue a \*MODIFY,N command to release the job from DJC hold.
- **GROUP DISABLED** - The job class group is enabled on the specified system. Issue a \*MODIFY,G,sysname,G,grp,ON command to enable the group on that system.
- **MAIN OFFLINE/NOT CONNECTED** - The main processor (system) has been varied offline or is not connected. Issue the \*VARY,sysname,ON command to vary the system online or perform the required procedures to make the system available so it can connect to the global.
- **WAITING FOR SPOOL SPACE** - There is not enough spool space available to schedule the job for execution. That is, the spool partition assigned to the job, class, or system is below the marginal spool space threshold. Make spool space available in the job's, class's, or system 's spool partition by canceling jobs, starting writers, dumping jobs to tape with DJ or whatever mechanism you use to free up spool space.
- **SCHEDULING ENVIRONMENT NOT DEFINED** - The job's scheduling environment is not defined in the current WLM policy. Have the system programmer modify the policy to include the scheduling environment. Then install the new WLM service definition and activate the new policy using the VARY WLM,POLICY= command.
- **SCHEDULING ENVIRONMENT NOT AVAILABLE** - The job's scheduling environment is not available. Issue a MODIFY WLM,RESOURCE= command to make the resources associated with the scheduling environment available on the specified system.
- **WLM RECLASSIFICATION IS IN PROGRESS** - A new WLM service definition has been installed and a new policy has been activated. JES3 is in the process of reclassifying jobs in the JES3 job queue. Wait for message, IAT2011, to be deleted and message IAT2016 to be issued indicating that reclassification has completed. Then reissue the \*MODIFY,J=job,RUN command.
- **SRVCLASS MODIFY IN PROGRESS** - The job's service class is being modified (e.g. from a \*MODIFY, J=job,SRVCLASS=srvclass command). Wait for the service class modify to complete and then reissue the \*MODIFY,J=job,RUN command.
- **MAX JES MANAGED JOBS ON SINGLE MAIN** - The maximum number of jobs (65535) that can run concurrently in JES managed initiators (65535) is active and no new job can run on this main in a JES managed initiator until one of these active jobs ends or is canceled.
- **MAX WLM MANAGED JOBS ON SINGLE MAIN** - The maximum number of jobs (65535) that can run concurrently in WLM managed initiators (65535) is active and no new job can run on this main in a WLM managed initiator until one of these active jobs ends or is canceled.
- **JESLOG VALUE NOT SUPPORTED ON MAIN** - The job specified (on the JOB statement or the START command) or inherited (from the class definition) a JESLOG attribute of SUPPRESS or SPIN. The main processor for which this text is displayed for the job is not at a sufficient JES3 level to allow the job to run on that processor.

### Module:

Containing	Detecting	Issuing
IATMORUN	IATMORUN	IATMORUN

**Routing Code:** – Note 18

**Descriptor Code:** – 5,7

---

## IAT8096

### Explanation:

▶▶ SPOOL DATA SET DDNAME— *ddn*— -CONTAINS ALLOCATED STT EXTENTS.————▶

▶————▶  
└─ RESTART JES3 ON THE GLOBAL PROCESSOR—┘

One of the following commands was issued so that JES3 cannot allocate spool space from the specified data set.

```
*MODIFY,Q,DD=ddn,{ DRAIN  }
                   { HOLD   }
                   { CANCEL }
                   { STOP   }
```

However, the spool data set specified in the \*MODIFY command contains spool space allocated from the single track table (STT). If the spool space can no longer be allocated from the specified spool data set, JES3 will fail any job with spool space allocated from this data set.

**System action:** Command processing continues.

**Operator response:** If you issued the command with the DRAIN or HOLD parameter after receiving I/O error messages and you plan to leave the volume containing the spool data set online, no response is required. Be aware that additional I/O errors might occur that can impact the allocated STT records on the data set.

If you issued the command with the STOP or CANCEL parameter to make the spool data set unavailable to JES3 on the global, restart JES3 to remove the spool data set from the system. Restart processing automatically cancels all jobs with STT records on the data set. (You must also restart the locals when removing a spool data set.) When restart is complete, you can resubmit the canceled jobs.

**Module:**

Containing	Detecting	Issuing
IATMOSP	IATGRWM IATMOSP	IATGRWM IATMOSP

**Routing Code:** 2,Note 13,Note 16

**Descriptor Code:** 5,7

#### IAT8097

**Explanation:**

```
▶▶— PARTITION— spart— WILL NOW OVERFLOW INTO— spart2—▶▶
```

One of the following commands was issued to allow *spart-name* to overflow into *spart2* or the default partition.

```
*MODIFY,Q,SP=spart-name,O={ ovrfl-spert2 }
                           { YES }
```

**System action:** Track groups will now be allocated from the spool partition defined by *spart2* when the partition *spart* becomes full. The \*INQUIRY,Q,SP=*spart-name*,O command will display the partition overflow list for a spool partition.

**Operator response:** None. This is an informational message.

**Module:**

Containing	Detecting	Issuing
IATMOSP	IATMOSP	IATMOSP

#### IAT8098

**Explanation:**

```
▶▶— OVERFLOW MODIFY FOR— spart— REJECTED, —
|— CIRCULAR OVERFLOW WOULD RESULT —▶▶
|— OVERFLOW FROM DEFAULT PARTITION —
|— NOT ALLOWED —
|— SAME PARTITION NAME SPECIFIED —
|— INVALID PARTITION NAME SPECIFIED —
```

## IAT8099 • IAT8100

A \*MODIFY,Q,SP=*part1*,O=*part2* command was issued to change the overflow capability of the specified spool partition. One of the following error conditions occurred.

### CIRCULAR OVERFLOW WOULD RESULT

The MODIFY would result in a circular overflow chain. This is part1 -> part2 -> part3 -> part1. This is not allowed and the command is ended.

### OVERFLOW FROM DEFAULT PARTITION NOT

#### ALLOWED

The MODIFY would result in the default partition overflowing. By definition the default partition cannot overflow.

### SAME PARTITION NAME SPECIFIED

The operator entered the same partition name for both the overflowing spool partition and the overflow spool partition. This is not allowed and the command is ended.

### INVALID PARTITION NAME SPECIFIED

An incorrect spool partition name was specified for one or both of the spool partitions referenced in the command. The command is ended.

**System action:** Processing continues.

**Operator response:** Check the partitions defined by issuing the \*INQUIRY,Q,SP=ALL command.

**Module:**

Containing	Detecting	Issuing
IATMOSP	IATMOSP	IATMOSP
IATMODV	IATMODV	IATMODV

**Routing Code:** 2

**Descriptor Code:** 5,7

---

## IAT8099

**Explanation:**

▶— OVERFLOW FROM— *part*— DISABLED—▶

A \*MODIFY,Q,SP=*part-name*,O=NO command was issued to stop partition *part* from overflowing into other partitions.

**System action:** Allocation from other partitions in the overflow list for this partition is disabled.

**Operator response:** None. This is an informational message.

**Module:**

Containing	Detecting	Issuing
IATMOSP	IATMOSP	IATMOSP

**Routing Code:** 2

**Descriptor Code:** 5,7

---

## IAT8100

**Explanation:**

▶— MODIFY REJECTED FOR— *main*— — GROUP— *group*— IS WLM MANAGED—▶

This message is in response to a \*MODIFY,G command used to modify any of the following initiator options for a WLM-managed group:



- Number of initiators
- Initiator allocation
- Initiator deallocation
- BAR - job selection priority barrier
- JSPAN - Number of jobs to examine when attempting to select a job

**System action:** JES3 ignores the command.

**Operator response:** If you need to change the initiator or job selection options, first change the group's mode to JES3 managed using the \*MODIFY,G,ALL,G,grp,MODE,JES command. Then reissue the command to change the initiator or job selection options.

**Module:**

Containing	Detecting	Issuing
IATMOGM	IATMOGM	IATMOGM

**Routing Code:** Note 18

**Descriptor Code:** 5,7

## IAT8101

**Explanation:**

▶▶—JOBTRACK SET TO—xxxxxxx—▶▶

This message is issued in response to the \*MODIFY JOBTRACK and \*INQUIRY JOBTRACK commands. In the message text:

xxxxxxx

The JOBTRACK option. The possible values are SYSPLEX, JGLOBAL or OFF.

**System action:** None.

**Operator response:** None. This is an informational message.

**Module:**

Containing	Detecting	Issuing
IATIQMT	IATIQMT	IATIQMT
IATMOMT	IATMOMT	IATMOMT

**Routing Code:** 18,10

**Descriptor Code:** 5,7

## IAT8102

**Explanation:**

▶▶— MODE CHANGE REJECTED FOR— *group-reasontext* —▶▶

This message is issued in response to a \*MODIFY,G,ALL,G,*group*,MODE,{WLM|JES} to change a job class group mode from JES managed to WLM managed or from WLM managed to JES managed. *reasontext* is one of the following:

- SYSTEM MUST BE SPECIFIED AS 'ALL' - ALL must be specified as the system name because the MODE setting is not system specific (you can't have a group WLM managed on one system and JES managed on another).
- WLM RECLASSIFICATION IN PROGRESS - A new WLM service definition has been installed and a new WLM policy has been activated. JES3 is in the process of reclassifying all of the jobs. Message IAT2011 is issued to indicate reclassification is in progress. Message IAT2016 will be issued when reclassification completes.

## IAT8103 • IAT8104

- WLM INITIALIZATION FAILED - WLM batch initiator management initialization did not complete successfully. Message IAT3115 was previously issued during JES3 initialization.

**System action:** JES3 ignores the command.

**Operator response:** If the command was rejected because ALL was not specified as the system name, correct and reissue the command. If the command was rejected because reclassification is in progress, wait until message IAT2016 is issued to indicate reclassification has completed. Then reissue the command.

**Module:**

Containing	Detecting	Issuing
IATMOGM	IATMOGM	IATMOGM

**Routing Code:** Note 18

**Descriptor Code:** 5,7

---

### IAT8103

**Explanation:**

▶— MODE CHANGED TO— *mode*— FOR— *group*—▶

This message is issued in response to a \*MODIFY,G,ALL,G,*group*,MODE,{WLM|JES} to change a job class group mode from JES managed to WLM managed or from WLM managed to JES managed.

**System action:** Processing continues.

**Operator response:** None.

**Module:**

Containing	Detecting	Issuing
IATMOGM	IATMOGM	IATMOGM

**Routing Code:** Note 18

**Descriptor Code:** 5,7

---

### IAT8104

**Explanation:**

▶— WARNING, SYSTEM— *main*— IN WLM MODE— DOES NOT SUPPORT GROUP— *group*—▶

This message is issued in response to a \*MODIFY,G,*main*,G,*grp* command to enable a WLM-managed group on a system that is not at least at the JES3 OS/390 Version 2 Release 8 (HJS6608) level. The group was successfully enabled, but since JES3 is not at a level that supports WLM initiator management, no WLM-managed initiators will be started, and no jobs in the job class group will be selected for execution on that system.

**System action:** Processing continues, but no WLM-managed initiators will be started on that system.

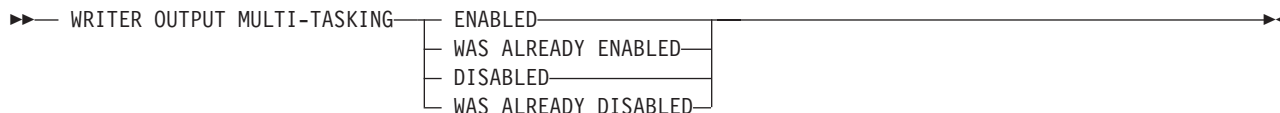
**Operator response:** None.

**Module:**

Containing	Detecting	Issuing
IATMOGM	IATMOGM	IATMOGM

**Routing Code:** Note 18

**Descriptor Code:** 5,7

**IAT8105****Explanation:**

This message is issued in response to the \*MODIFY,MT command. It indicates the status of the writer output multi-tasking facility.

**System action:** Processing continues.

**Operator response:** None. This is an informational message.

**Module:**

Containing	Detecting	Issuing
IATMOMT	IATMOMT	IATMOMT

**Routing Code:** 10

**Descriptor Code:** 5,7

**IAT8106****Explanation:**

►►— MODIFY REJECTED FOR CLASS— *cls* - *reasontext*—►►

A \*MODIFY,C=*cls* request was rejected. "*reasontext*" specifies the reason the command was rejected and can be one of the following:

- KEYWORD *kw*d UNKNOWN - The keyword specified on the \*MODIFY command is not valid.
- CLASS NOT FOUND - The specified job class is not defined to JES3.
- INSUFFICIENT STORAGE - Unable to obtain storage necessary to satisfy the \*MODIFY request.
- SPART *sp*art NOT FOUND - A \*MODIFY,C=*cls*,SP=*sp*art command was rejected because the spool partition is not defined to JES3.
- SPART *sp*art DELETED - A \*MODIFY,C=*cls*, SP=*sp*art command was rejected because the spool partition is deleted.
- SPART *sp*art ALLOCATION IS NOT ALLOWED - A \*MODIFY,C=*cls*,SP=*sp*art command was rejected because spool space allocation is not allowed in the spool partition.
- GROUP *gr*p NOT FOUND - A \*MODIFY,C=*cls*,GROUP=*gr*oup command was rejected because the group is not defined to JES3.
- MDS RESTART IS NOT COMPLETE - A \*MODIFY,C=*cls*,GROUP=*gr*oup command was rejected because MDS restart has not completed.
- CLASS SYSTEMS NOT SUBSET OF GROUP SYSTEMS - A \*MODIFY,C=*cls*,GROUP=*gr*oup command was rejected because the systems defined for the class are not a subset of the systems defined for the group. For example, the class is defined to run on SY1 and SY2, but the group is defined to run on systems SY1 and SY3.
- SDEPTH *xxx* NOT A NUMBER - A \*MODIFY,C=*cls*,SDEPTH=*xxx* command was rejected because the value specified for SDEPTH is not a valid numeric value.
- SDEPTH *xxx* TOO HIGH - A \*MODIFY,C=*cls*,SDEPTH=*xxx* command was rejected because the value specified for SDEPTH is greater than the maximum allowable value.
- TDEPTH *xxx* NOT A NUMBER - A \*MODIFY,C=*cls*,TDEPTH=*xxx* command was rejected because the value specified for TDEPTH is not a valid numeric value.
- TDEPTH *nm*m TOO HIGH - A \*MODIFY,C=*cls*,TDEPTH=*nm*m command was rejected because the value specified for TDEPTH is greater than the maximum allowable value.
- TLIMIT *cls* SAME AS MODIFY CLASS - A \*MODIFY,C=*cls*,TLIMIT=*cls* command was rejected because the class specified in the TLIMIT parameter is the same as the class being modified.

## IAT8106

- TLIMIT *cls* NOT FOUND - A \*MODIFY,C=*cls*,TLIMIT= command was rejected because the class specified in the TLIMIT parameter is not defined to JES3.
- TLIMIT *xxx* NOT A NUMBER - A \*MODIFY,C=*cls*,TLIMIT= command was rejected because the value specified for TLIMIT is not a valid numeric value.
- TLIMIT *nnn* TOO HIGH - A \*MODIFY,C=*cls*,TLIMIT= command was rejected because the value specified for TLIMIT is greater than the maximum allowable value.
- MDEPTH *main* NOT FOUND - A \*MODIFY,C=*cls*,MDEPTH= command was rejected because the main specified in the MDEPTH parameter is not defined to JES3.
- MDEPTH *xxx* NOT A NUMBER - A \*MODIFY,C=*cls*,MDEPTH= command was rejected because the value specified for MDEPTH is not a valid numeric value.
- MDEPTH *nnn* TOO HIGH - A \*MODIFY,C=*cls*,MDEPTH= command was rejected because the value specified for MDEPTH is greater than the maximum allowable value.
- MLIMIT *cls* SAME AS MODIFY CLASS - A \*MODIFY,C=*cls*,MLIMIT= command was rejected because the class specified in the MLIMIT parameter is the same as the class being modified.
- MLIMIT *main* NOT FOUND - A \*MODIFY,C=*cls*,MLIMIT= command was rejected because the main specified in the MLIMIT parameter is not defined to JES3.
- MLIMIT *cls* NOT FOUND - A \*MODIFY,C=*cls*,MLIMIT= command was rejected because the class specified in the MLIMIT parameter is not defined to JES3.
- MLIMIT *xxx* NOT A NUMBER - A \*MODIFY,C=*cls*,MLIMIT= command was rejected because the value specified for MLIMIT is not a valid numeric value.
- MLIMIT *nnn* TOO HIGH - A \*MODIFY,C=*cls*,MLIMIT= command was rejected because the value specified for MLIMIT is greater than the maximum allowable value.
- JESMSG AND SPIN INCONSISTENT - A \*MODIFY,C=*cls*,JESMSG= or \*MODIFY,C=*cls*,SPIN= command was rejected because it would result in mutually inconsistent SPIN and JESMSG settings. In particular, when JESMSG=NOLOG for a class, the SPIN parameter for the same class cannot be anything other than NO, and when the SPIN parameter for a class is YES, a time, time interval, or line interval, JESMSG cannot be set to NOLOG.
- SPIN *xxxxxxxx* UNKNOWN FORMAT - A \*MODIFY,C=*cls*,SPIN= command was rejected because the SPIN value is not YES or NO and is not recognized as a valid time of day, time interval or line interval. This reason text includes an hour, minute, hour interval, or minute interval that exceed two digits or a line interval that exceeds three digits.
- SPIN *xxxxxxxx* HOUR EXCEEDS 23 - A \*MODIFY,C=*cls*,SPIN=*hh:mm* command was rejected because the hour value on the specified time of day exceeds 23.
- SPIN *xxxxxxxx* MINUTE EXCEEDS 59 - A \*MODIFY,C=*cls*,SPIN=*hh:mm* command was rejected because the minute value on the specified time of day exceeds 59.
- SPIN *xxxxxxxx* MINUTES EXCEED 59 - A \*MODIFY,C=*cls*,SPIN=*+hh:mm* command was rejected because the minute value on the specified time interval exceeds 59.
- SPIN *xxxxxxxx* INTERVAL BELOW +00:10 - A \*MODIFY,C=*cls*,SPIN=*+hh:mm* command was rejected because the interval is less than the required minimum of 10 minutes.
- SPIN *xxxxxxxx* LINE INTERVAL BELOW 500 - A \*MODIFY,C=*cls*,SPIN=*nnn*,\*MODIFY,C=*cls*,SPIN=*nnnK*, or \*MODIFY,C=*cls*,SPIN=*nnnM* command was rejected because the specified line interval is less than the required minimum of 500 lines.

**System action:** JES3 ignores the command.

**Operator response:** Correct and reissue the command.

**Module:**

**Containing**  
IATMOCLS

**Detecting**  
IATMOCLS

**Issuing**  
IATMOCLS

**Routing Code:** Note 18

**Descriptor Code:** 5,7

---

**IAT8107****Explanation:**

▶▶— JOB— *jobname (jobid)*— SERVICE CLASS CHANGED—▶▶

This message is issued in response to a \*MODIFY,J=*jobno*,SRVCLASS= *srvclass* command.

**System action:** Processing continues.

**Operator response:** None. This is an informational message.

**Module:**

Containing	Detecting	Issuing
IATMOSRV	IATMOSRV	IATMOSRV

**Routing Code:**Note 18

**Descriptor Code:**5,7

---

**IAT8108****Explanation:**

▶▶— JOB— *jobname (jobid)*— SRVCLASS CHANGE— REJECTED,— *reasontext*—▶▶

This message is issued in response to a \*MODIFY,J=*jobno*,SRVCLASS= *srvclass* command. The designated job has been changed to a new service class.*reasontext* is one of the following:

- *srvclass* IS NOT VALID - The service class that was specified on the \*MODIFY command is not valid.
- C/I INCOMPLETE - The job has not completed C/I processing.
- MAIN SERVICE COMPLETE - The job has completed main service.
- *main* IS NOT AVAILABLE - The job is in execution on a local processor that is not connected.
- WLM NOT SUPPORTED ON *main* - The job is executing on a JES3 local processor that does not support WLM batch initiator management. That is, JES2 is not at the OS/390 Version 2 Release 8 level (HJS6608) on the local processor.
- *main* NOT FOUND - The main where the job is executing was not found.
- DEMAND SELECT JOB - The specified job is a demand select job (TSO logon or started task).
- NO MAIN SCHEDULER ELEMENT - The specified job does not have a main scheduler element.

**System action:** JES3 ignores the command.

**Operator response:**

**Module:**

Containing	Detecting	Issuing
IATMOSRV	IATMOSRV	IATMOSRV

**Routing Code:**Note 18

**Descriptor Code:**5,7

---

**IAT8109****Explanation:**

▶▶— CLASS ILLEGAL, MORE THAN ONE— CHARACTER SPECIFIED—▶▶

This message is issued in response to a \*MODIFY,NJE,ADDAL= command to add a new alias or a

## IAT8110 • IAT8111

\*MODIFY,NJE,NAME= command to modify the home node or an existing alias. The command was issued with a default class parameter (PRTDEF, PRTTSSO, PRTXWTR, or PUNDEF), but the class specified is more than one character.

**System action:** JES3 rejects the command and continues processing.

**Operator response:** Correct and reissue the command.

**Module:**

Containing	Detecting	Issuing
IATMONJ	IATMONJ	IATMONJ

**Routing Code:** Note 18

**Descriptor Code:** 5, 7

---

### IAT8110

**Explanation:**

▶▶— CLASS NOT ALLOWED WITH ADD= OR DEL=—————▶▶

This message is issued in response to a \*MODIFY,NJE,ADD= or a \*MODIFY,NJE,DEL= command. The command was issued with a default class parameter (PRTDEF, PRTTSSO, PRTXWTR, or PUNDEF). These default classes cannot be specified when deleting a node or adding a node other than an alias.

**System action:** JES3 rejects the command and continues processing.

**Operator response:** Correct and reissue the command.

**Module:**

Containing	Detecting	Issuing
IATMONJ	IATMONJ	IATMONJ

**Routing Code:** Note 18

**Descriptor Code:** 5, 7

---

### IAT8111

**Explanation:**

▶▶— MODULE— *module*— HAS BEEN LOADED—————▶▶

This message is issued in response to a \*MODIFY,X,M=*module*,LOAD command. It indicates that the specified module has been loaded.

**System action:** Processing continues.

**Operator response:** None.

**Module:**

Containing	Detecting	Issuing
IATMODX	IATMODX	IATMODX

**Routing Code:** Note 18

**Descriptor Code:** 5,7

---

---

**IAT8112****Explanation:**

▶▶— BSC PROTOCOL NOT DEFINED,— REQUEST IGNORED—▶▶

This message is issued in response to an \*F NJE,NAME=nodename,TYPE=BSC command. The request to change the networking protocol being used between your node and the remote node 'nodename' to BSC could not be done because the BSC protocol was not defined at initialization time through a DEVICE DTYPE=NJELINE initialization statement.

**System action:** JES3 ignores the command. Processing continues

**Operator response:** None. This is an informational message.

**Module:**

Containing	Detecting	Issuing
IATMONJ	IATMONJ	IATMONJ

**Routing Code:** Note 18

**Descriptor Code:** 5,7

---

**IAT8113****Explanation:**

▶▶— NETHOLD IS VALID ONLY FOR THE HOME NODE—▶▶

This message is issued in response to a \*MODIFY,NJE,NAME= nodename,NETHOLD={YES|NO} command. The NETHOLD parameter is only valid if the specified node is the home node.

**System action:** JES3 ignores the command.

**Operator response:** Reissue the command specifying the home node.

**Module:**

Containing	Detecting	Issuing
IATMONJ	IATMONJ	IATMONJ

**Routing Code:** Note 18

**Descriptor Code:** 5,7

---

**IAT8114****Explanation:**

▶▶— DEST— ddddddd— NOT—

ADDED, DEST ALREADY EXISTS
DELETED— MODIFIED—
DEST IS NOT DEFINED—

▶▶

The action specified for the named destination on the \*MODIFY,DEST command was not taken. The reason is given in the message text.

**System action:** JES3 ignores the command and processing continues.

**Operator response:** Correct the command and resubmit it.

**Module:**

## IAT8115 • IAT8118

**Containing**  
IATMODST

**Detecting**  
IATMODST

**Issuing**  
IATMODST

**Routing Code:** –

**Descriptor Code:** –

---

### IAT8115

**Explanation:**

```
▶▶— DEST— ddddddd— [ DELETED—
                      |
                      |— ADDED— MODIFIED—
                      |
                      |— TYPE=—
                      |
                      |— USERID—
                      |
                      |— DEVICE—
```

This message is issued in response to a \*MODIFY,DEST command. The command was processed successfully.

**System action:** JES3 ignores the command and processing continues.

**Operator response:** None. This is an informational message.

**Module:**

**Containing**  
IATMODST

**Detecting**  
IATMODST

**Issuing**  
IATMODST

**Routing Code:** –

**Descriptor Code:** –

---

### IAT8117

**Explanation:**

```
▶▶— DESTDEF FOR— ddddddd— IGNORED, DEST—ALREADY EXISTS—▶▶
```

During \*MODIFY,CONFIG processing, it was determined that the DEST parameter on a DESTDEF statement names a destination that is already defined.

**System action:** JES3 ignores the DESTDEF initialization statement. Processing continues.

**Operator response:** Notify the system programmer.

**System programmer response:** If the statement is in error, correct it and reissue the \*MODIFY,CONFIG command.

**Module:**

**Containing**  
IATINDST

**Detecting**  
IATINDST

**Issuing**  
IATINDST

**Routing Code:** –

**Descriptor Code:** –

---

### IAT8118

**Explanation:**

```
▶▶— NUMBER OF DATA SETS MODIFIED— nnnnn—▶▶
```



This summary message is issued in response to a \*MODIFY,U,DD= command. It indicates the number of data sets (*nnnnn*) that were changed.

**System action:** Processing continues.

**Operator response:** None. This is an informational message.

**Module:**

Containing	Detecting	Issuing
IATMOOI	IATMOOI	IATMOOI

**Routing Code:** Note 18

**Descriptor Code:** 5,7

### IAT8119

**Explanation:**

```

▶▶ NUMBER OF JOBS— [ FOUND— ] :— nnnnnn—▶▶
                   [ MODIFIED ]
  
```

This summary message is issued in response to either a \*INQUIRY,U or a \*MODIFY,U command. It indicates the number of jobs (*nnnnn*) that were either inquired about or changed.

**System action:** Processing continues.

**Operator response:** None. This is an informational message.

**Module:**

Containing	Detecting	Issuing
IATIQOI	IATIQOI	IATIQOI
IATMOOI	IATMOOI	IATMOOI

**Routing Code:** Note 18

**Descriptor Code:** 5,7

### IAT8120

**Explanation:**

```

▶▶ JDS BUSY FOR J= [ jobname ] ,DD= ddn—▶▶
                   [ jobno ]
  
```

Information requested for the indicated job and ddname cannot currently be provided because another JES3 function is accessing the JDS control block necessary to provide that information.

**System action:** Processing continues.

**Operator response:** Reenter the desired \*INQUIRY command.

**Module:**

Containing	Detecting	Issuing
IATIQOI	IATIQOI	IATIQOI

**Routing Code:** Note 18

**Descriptor Code:** 5,7

## IAT8121 • IAT8122

---

### IAT8121

#### Explanation:

►► NO LIMITED OUTPUT FOR SELECTED OPTIONS,— *error text* ◄◄

NO indicates that an \*INQUIRY,U or \*MODIFY,U command was entered and no output service element (OSE) in the output queue matches the selection parameters entered. The job may already have been selected by a writer which would account for no OSE in the output queue. If received in response to a \*MODIFY U command, this message may indicate that the data set's OSE or JDS control block was in use by another function. LIMITED indicates that processing of a \*MODIFY,U command was prematurely ended because of system limitations. *error text* is one of the following:

#### JOB NOT FOUND

One of the following has occurred:

- The requested job is not in the requested output queue.
- The requested job did not contain an OSE that matched the parameters of the input command.
- The requested job did not contain the requested ddname.

#### OSE NOT FOUND

An output service element that matched the selection criteria was not found or an OSE that matched the selection criteria was found but it was previously scheduled by an external writer, the SYSOUT Application Programming Interface (SAPI), or the Process SYSOUT (PSO) interface.

#### JDS ENTRY NOT FOUND

The JDS entry for the requested data set was not found.

#### NO MATCH ON PARM

An OSE could not be found which matched the selection parameters entered.

#### NO REQUIREMENTS

An OSE is found that satisfies a \*I,U,REQ=? command but there are not any requirements that indicate why a writer is not scheduling an OSE.

**System action:** Processing of the command is ended.

**Operator response:** Reenter the command, or not, as indicated by the error text.

#### Module:

Containing	Detecting	Issuing
IATMOOS	IATMOOS	IATMOOS
IATIQOS	IATIQOS	IATIQOS
IATIQOM	IATIQOI	IATIQOM
IATMOOI	IATMOOI	IATMOOI

**Routing Code:** Note 18

**Descriptor Code:** 5,7

---

### IAT8122

#### Explanation:

►► CHANGED JOB— *jobname (jobid)* DATA SET— *dsn* ◄◄

This message is issued in response to a \*MODIFY,U command. The specified job has been changed as requested. If DATA SET appears, the specified data set of the job has been changed.

**System action:** JES3 continues processing.

**Operator response:** None. This is an informational message.

**Module:**

<b>Containing</b>	<b>Detecting</b>	<b>Issuing</b>
IATMOOI	IATMOOI	IATMOOI

**Routing Code:** Note 18**Descriptor Code:** 5,7**IAT8123****Explanation:**

▶— NO SELECTION CRITERIA SPECIFIED—▶

A \*MODIFY,U command was entered without a parameter specified to restrict the scope of the command.

**System action:** JES3 ignores the command.

**Operator response:** Reenter the command with a scope-limiting parameter. See *z/OS JES3 Commands*.

**Note:** The \*MODIFY,U command cannot be used to modify the MDS error queue. Jobs may be removed from this queue by use of the \*RESTART,S,*jobno* or \*CANCEL,S,*jobno* command.

**Module:**

<b>Containing</b>	<b>Detecting</b>	<b>Issuing</b>
IATMOOS	IATMOOS	IATMOOS

**Routing Code:** Note 18**Descriptor Code:** 5,7**IAT8124****Explanation:**

▶— NON-KEYWORD PARAMETER— *parm*—▶

An \*INQUIRY,U or \*MODIFY,U command was entered with a nonkeyword parameter, but all parameters for \*INQUIRY/\*MODIFY,OUTPUT are keyword parameters.

**System action:** JES3 ignores the command.

**Operator response:** Reenter the command with the correct keyword parameters.

**Problem determination:** See Table III, item 4.

**Module:**

<b>Containing</b>	<b>Detecting</b>	<b>Issuing</b>
IATMOOS	IATMOOS	IATMOOS
IATIQOS	IATIQOS	IATIQOS

**Routing Code:** Note 18**Descriptor Code:** 5,7

## IAT8125 • IAT8127

---

### IAT8125

#### Explanation:

▶▶— INVALID PARAMETER — *parm* — FOR KEYWORD — *keyword* —————▶▶

An incorrect parameter was specified for a keyword in an \*INQUIRY,U or \*MODIFY,U command.

**System action:** JES3 ignores the command.

**Operator response:** Reenter the command with valid parameters.

**Problem determination:** See Table III, item 4.

#### Module:

Containing	Detecting	Issuing
IATMOOS	IATMOOS	IATMOOS
IATIQOS	IATIQOS	IATIQOS

**Routing Code:** Note 18

**Descriptor Code:** 5,7

---

### IAT8126

#### Explanation:

▶▶— INVALID KEYWORD— *keyword*—————▶▶

An \*INQUIRY,U or \*MODIFY,U command was entered with a keyword which is not valid for the command.

**System action:** JES3 ignores the command.

**Operator response:** Reenter the command with valid parameters.

**Note:** The DG= parameter may not be issued from a remote workstation not from NJE.

**Problem determination:** See Table III, item 4.

#### Module:

Containing	Detecting	Issuing
IATMOOS	IATMOOS	IATMOOS
IATIQOS	IATIQOS	IATIQOS

**Routing Code:** Note 18

**Descriptor Code:** 5,7

---

### IAT8127

#### Explanation:

▶▶— DUPLICATE KEYWORD— *keyword*—————▶▶

An \*INQUIRY,U \*MODIFY,U or \*MODIFY,W command was entered with the same keyword appearing twice in the parameters.

**System action:** JES3 ignores the command.

**Operator response:** Reenter the command with each keyword appearing only once.

**Problem determination:** See Table III, item 4.

**Module:**

Containing	Detecting	Issuing
IATMOOS	IATMOOS	IATMOOS
IATIQOS	IATIQOS	IATIQOS
IATMODW	IATMODW	IATMODW

**Routing Code:** Note 18**Descriptor Code:** 5,7**IAT8128****Explanation:**

▶▶— SYNTAX ERROR AT— *xxx*—————▶▶

An \*INQUIRY,U or \*MODIFY,U command was entered and the input message scan routine detected a syntax error. Possible causes are two left parentheses without a right parenthesis, a right parenthesis without a left parenthesis, or an end of command while in a sublist (missing right parenthesis).

**System action:** JES3 ignores the command.**Operator response:** Reenter the command properly.**Problem determination:** See Table III, item 4.**Module:**

Containing	Detecting	Issuing
IATMOOS	IATMOOS	IATMOOS
IATIQOS	IATIQOS	IATIQOS

**Routing Code:** Note 18**Descriptor Code:** 5,7**IAT8129****Explanation:**

▶▶— INVALID COMBINATION OF J= OR APPC= AND— *reasontext*—————▶▶

An \*INQUIRY, U or \*MODIFY, U command was entered with a missing parameter or a parameter that is not valid. In the message text, *reasontext* can be one of the following :

**DD=** *parameters***DD=** and **DSN=** *parameters***DSN=** *parameters***S=** and **DD=** *parameters***TK=** *parameters*

The valid parameter combinations are:

**J=** *jobname* **DD=** *parameters***J=** *jobname* **DSN=** *parameters***J=** *jobname* **DD=** *parameters* **S=** *sequence\_number***J=** *jobname* **TK=** *parameters***APPC=** *tpjobname* **DD=** *parameters***APPC=** *tpjobname* **DSN=** *parameters***System action:** JES3 ignores the command.

## IAT8130 • IAT8131

**Operator response:** Reenter the command.

**Problem determination:** Save the hard-copy message log.

**Module:**

Containing	Detecting	Issuing
IATMOOS	IATMOOS	IATMOOS
IATIQOS	IATIQOS	IATIQOS

**Routing Code:** Note 18

**Descriptor Code:** 5,7

---

### IAT8130

**Explanation:**

▶▶ INVALID COMBINATION OF PARAMETERS FOR Q= 

BDT
WTR
HOLD

 ▶▶

An \*INQUIRY,U or \*MODIFY,U command was entered with a parameter that is not valid for the queue specified. See *z/OS JES3 Commands* for a list of the valid parameters.

**System action:** JES3 ignores the command.

**Operator response:** Reenter the command.

**Problem determination:** See Table III, item 4.

**Module:**

Containing	Detecting	Issuing
IATMOOS	IATMOOS	IATMOOS
IATIQOS	IATIQOS	IATIQOS

**Routing Code:** Note 18

**Descriptor Code:** 5,7

---

### IAT8131

**Explanation:**

▶▶ 

JOB— <i>jobname(jobid)</i>	,P=— <i>prty</i>	,D=— <i>destination</i>	,AGE=— <i>nnnnD,nnnnH</i>
----------------------------	------------------	-------------------------	---------------------------

 ▶▶

▶▶ 

,W=— <i>external-writer-name</i>	,T=— <i>terminal-name</i>	,DG=— <i>devgrp</i>
----------------------------------	---------------------------	---------------------

 ▶▶

▶▶ 

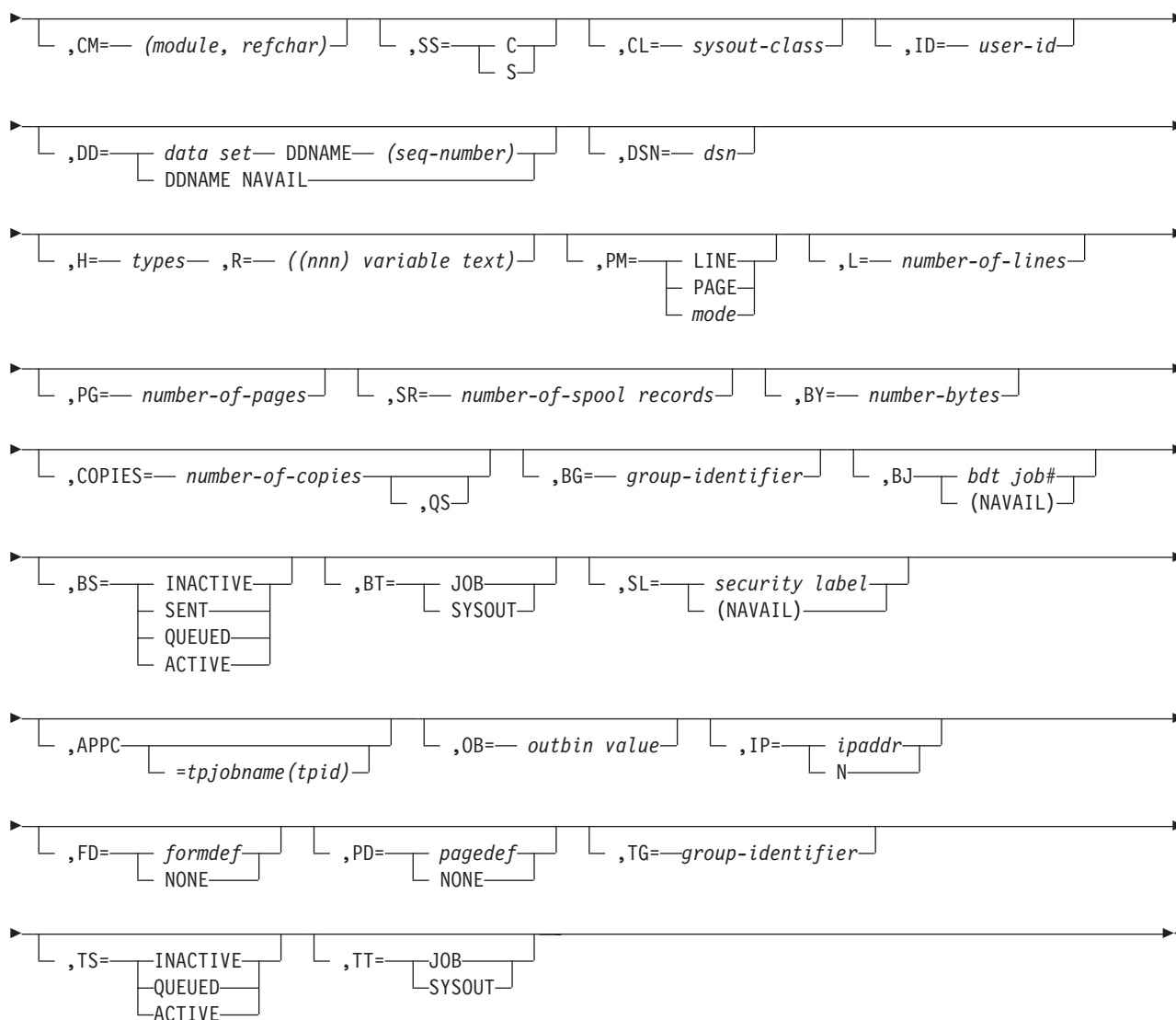
,F=— <i>form-name</i>	,C=— <table border="1"><tr><td><i>carriage-tape-name</i></td></tr><tr><td><i>fcid-id</i></td></tr></table>	<i>carriage-tape-name</i>	<i>fcid-id</i>	,U=— <i>train</i>
<i>carriage-tape-name</i>				
<i>fcid-id</i>				

 ▶▶

▶▶ 

,CH=— <i>chid, chid...</i>	,FL=— <i>flash id</i>	,CJ=— <i>client-jobname(client-jobid)</i>
----------------------------	-----------------------	---

 ▶▶



JES3 issues this message in response to an \*INQUIRY, U command. If \*I,U,Q={ WTR | HOLD } was entered, the parameters that appear in the message are the same as the parameters that were entered in the command. The exceptions are the L=, PG=,SR=, and BY= parameters, which always appear. COPIES= appears when DD= is specified. DG= appears when either T= or DG= is specified on the \*I,U,Q= command. T= appears if no parameters are specified.

If the \*I,U,Q=TCP or \*I,U,Q=BDT command is entered, the parameters that appear in the message are the same as the parameters that are entered in the command. The exceptions are D= and TG= or BG=. This information will always appear if J= is specified.

*jobname (jobid)*

Specifies the job name and job identifier associated with the output.

**P=** Specifies the priority assigned to the output.

**D=** Specifies the destination for the output.

**AGE=**

Specifies the total number of days or hours the job has been on the spool.

**W=** Specifies the name of the external writer that can process this output. You can use a TSO userid as the external writer name if the data set is on the HOLD queue waiting for a TSO receive request.

**T= or DG=**

Specifies the value for the device group as assigned on the DGROUP= parameter on the DEVICE initialization statement. The T= parameter refers to the RJP terminal name.

## IAT8131

**F=** Specifies the form name needed to process the output.

**C=** Specifies the name of the carriage control tape or the forms control block needed to process the output.

**U=** Specifies the type of train that must be in a printer to process the output.

**CH=**  
Specifies the character generation module names.

**FL=**  
Specifies the flash image name.

**CJ=**  
Indicates that the data set was created with a spinoff name or job ID, or both. If none of the CJ=, CJID=, and CJNM= parameters is specified with the inquiry command, all work is displayed and SYSOUT with spinoff job names is returned.

**CM=**  
*module*  
Specifies the copy modification module name.

*trc*  
Specifies the table reference character.

**SS=**  
**C** specifies the continuous forms stacker.  
**S** specifies the continuous forms stacker.

**CL=**  
Specifies the SYSOUT class assigned to the output.

**ID=**  
Specifies the TSO/E userid associated with the output.

**DD=***data set* **DDNAME**(*seq-number*)  
*data set* specifies the ddname of the data set. The ddname can contain one to three levels of qualification. The sequence number is the order of occurrence of that ddname within the job.

**DD=***ddn* **NAVAIL-**  
Indicates that the ddname could not be accessed at the time the \*INQUIRY command was issued.

**DSN=***dsn*  
*dsn* contains a five-part identifier consisting of the *nodename, userid, jobid, dsnumber, and dsname*

**H=***types*  
Indicates one of the following hold types:

**OPER | O**  
The operator placed the data set in hold. This keyword can be used with the SYS and USER keywords.

**SYS | S**  
The JES3 subsystem placed the data set in hold. This keyword can be used with the OPER keyword.

**USER | U**  
The user placed the data set in hold. This keyword can be used with the OPER keyword.

**YES | Y**  
The output is currently held. This keyword will not be used with any other keyword.

**NO | N**  
The output is currently not held. This keyword will not be used with any other keyword.

**Note:** If **Q,H=***types* was specified, the parameter types and associated reason codes are not valid. If **H=SYS** and **R=(002)** appeared, see the accompanying message for more information.

If **H=SYS** appears in the message text, then **R=((*nnn*) variable-text)** will also be displayed following the hold keyword. *nnn* is the decimal reason code associated with one of the following *variable-texts*:

- **(000) UNKNOWN REASON CODE**



- (001) FSI RELDS UNPRINTABLE-SWB ERR
- (002) FSI RELDS UNPRINTABLE-FSA
- (003) SAF AUTH FAILED
- (101) NETWORK NODE *nodename* INVALID
- (105) GET DATASET PROCESSOR ERROR
- (106) FSI RELDS UNPRINTABLE-ABEND
- (111) JDSPOINT ERROR OSDPOINT ROUTINE
- (115) PROCESS SYSOUT DATA SET HELD
- (120) JDS POINT ERROR IN CHKPT ROUTINE
- (121) CHKPT ASSIGN IN STT FAILED
- (122) CHKPT ASSIGN IN JOBTAT FAILED
- (123) CHKPT ASSIGN IN DSTAT FAILED
- (140) FSS PIPELINE ERROR - PDQJBSEL
- (141) FSS PIPELINE ERROR - PDQDSSEL
- (142) FSS PIPELINE ERROR - PDQWOSWR
- (143) FSS PIPELINE ERROR - PDQWOSRD
- (144) MISSING OUTPUT REFERENCE

**PM=**

Specifies the mode needed to process the output.

**L=**

Specifies the total number of lines for the output.

**PG=**

Specifies the total number of pages for the output.

**SR=**

Specifies the total number of spool records the output occupies.

**BY=**

Specifies the number of bytes in this job's data set.

**COPIES=num-of-copies [,QS]**

QS indicates that this copy of the data set is queued for separate writer scheduling. Several writers may concurrently print one copy of a multiple-copy data set. This also indicates that \*MODIFY,U commands that are data set specific might not produce the desired output.

**BG=**

Indicates the MVS/BDT group identifier that is assigned to a network job.

**BJ=bd<sub>t</sub> job# | (NAVAIL)**

Indicates the BDT job number assigned to the network job. If NAVAIL appears, no BDT job number was assigned because there is no connection or the jobpool is exhausted.

**BS=**

Indicates the status that a network stream is in. The possible states are:

**INACTIVE**

JES3 has not sent the network stream to the MVS/BDT subsystem.

**SENT**

JES3 sent the network stream to the MVS/BDT subsystem.

**QUEUED**

The network job is on the MVS/BDT job queue and is waiting to be processed by the MVS/BDT subsystem.

**ACTIVE**

The network stream is being sent to the next node in the path.

**BT=**

Specifies if the network stream is a network job or SYSOUT stream.

**BY=**

Specifies the number of bytes in this job's data set.

## IAT8132

**SL**=*security label* | (NAVAIL)

Indicates the security label assigned to the data set by the security product. If NAVAIL appears, the security label was not assigned by the security product.

**APPC**=Y|N|*tpjobname(tpid)*

Specifies that the data set was generated by an Advanced Program-to-Program Communication (APPC) transaction program. Specifying Y allows you to display all APPC output while specifying N display non-APPC output. The *tpjobname* displays a specific transaction program.

**OB**=*outbin value*

Indicates the OUTBIN value associated with the SYSOUT data.

**IP**={*ipaddr* | N}

Specifies the IP address for the output.

**FD**={*formdef* | NONE}

Specifies the FORMDEF for the output.

**PD**={*pagedef* | NONE}

Specifies the PAGEDEF for the output.

**TG**=

Indicates the TCP/IP group identifier that is assigned to a network job.

**TS**=

Indicates the status that a network stream is in. The possible states are as follows:

**INACTIVE**

JES3 has not sent the network stream to a Netserv.

**QUEUED**

JES3 sent the network stream to a Netserv. The stream is waiting to be processed by the Netserv.

**ACTIVE**

The network stream is being processed by a Netserv.

**TT**=

Specifies if the network stream is a network job or SYSOUT stream.

**System action:** Processing continues.

**Operator response:** None. This is an informational message.

**Module:**

**Containing**

IATIQOM

IATIQOM

**Detecting**

IATIQOS

IATIQOI

**Issuing**

IATIQOM

IATIQOM

**Routing Code:** Note 18

**Descriptor Code:** 5,7

---

IAT8132

**Explanation:**

▶▶ — JOB — *jjj(jobid)* - — I/O ERROR, OUTPUT MAY BE LOST —▶▶

This message is issued when an I/O error occurs reading OSE control blocks. Recovery is attempted but the OSE chain may have been truncated, which results in a loss of output for the job. In the message text: *jjj* is the affected job name. *jobid* is the affected job id.

**System action:** Processing continues.

**Operator response:** None. This is an informational message.

**Module:**

**Containing**  
IATIQOI  
IATMOOI

**Detecting**  
IATIQOI  
IATMOOI

**Issuing**  
IATIQOM  
IATMOOI

**Routing Code:** Note 18

**Descriptor Code:** 5,7

### IAT8133

#### Explanation:

▶▶— UNABLE TO COMPLETE INQUIRY— (REISSUE REQUEST)—▶▶

This message indicates that an \*INQUIRY, U command was issued but JES3 was unable to respond properly. One or more of the response entries will be missing.

**System action:** Processing continues.

**Operator response:** Issue the \*INQUIRY,U command again.

#### Module:

**Containing**  
IATIQOS  
IATIQOI

**Detecting**  
IATIQOS  
IATIQOI

**Issuing**  
IATIQOS  
IATIQOI

**Routing Code:** Note 18

**Descriptor Code:** 5,7

### IAT8134

#### Explanation:

▶▶— INVALID DEST CHANGE REQUEST, — [ USE NJE REROUTE — ] —  
[ HOME NODE CANNOT BE USED — ] —▶▶

An \*F,U,Q= BDT or \*F,U,Q= {HOLD | WTR},ND= command was issued in an attempt to reroute a job's output to another node for processing.

#### USE NJE REROUTE

appears in the message if the operator attempted to reroute a data set from the BDT queue.

#### HOME NODE CANNOT BE USED

appears in the message if the operator attempted to reroute a data set to the home node.

**System action:** The destination change request is not made. JES3 processing continues.

**Operator response:** Issue a \*CALL NJEROUT command to reroute the data set from the BDT queue or from the home node.

#### Module:

**Containing**  
IATMOOS

**Detecting**  
IATMOOS

**Issuing**  
IATMOOS

**Routing Code:** Note 18

**Descriptor Code:** 5,7

## IAT8135 • IAT8138

---

### IAT8135

#### Explanation:

▶▶— MAXIMUM \*I,U COMMAND ACTIVITY,— REISSUE COMMAND—▶▶

For each \*INQUIRY command issued, JES3 creates a DSP to process the command and it is chained from the appropriate FCT. JES3 issues this message when the maximum number of DSPs is chained from the FCT that handles the specified command.

**System action:** The command is rejected and JES3 processing continues.

**Operator response:** Use the \*MODIFY,X,D=INQOSFCT,MC=*nnn* command to increase the number of INQOSFCT DSPs.

#### Module:

Containing	Detecting	Issuing
IATIQOS	IATIQOS	IATIQOS

**Routing Code:** Note 18

**Descriptor Code:** 5,7

---

### IAT8137

#### Explanation:

▶▶— INVALID CONSOLE NAME SPECIFIED—▶▶

An unknown or reserved console name was specified on the CONS= parameter of the \*F,U or \*I,U command.

**System action:** JES3 rejects the command and continues processing.

**Operator response:** Reissue the \*MODIFY,U or the \*INQUIRY,U command using a known console name. To determine the known MCS consoles issue the D CONSOLES command. To determine the known JES3 consoles issue the \*INQUIRY O command.

**System programmer response:** None. See *z/OS MVS Initialization and Tuning Reference* for console name restrictions.

#### Module:

Containing	Detecting	Issuing
IATMOOS	IATMOOS	IATMOOI
IATIQOS	IATIQOS	IATIQOS

**Routing Code:** Note 18

**Descriptor Code:** 5,7

---

### IAT8138

#### Explanation:

▶▶— DUPLICATE PARAMETER— *xxxx*— FOR KEYWORD H=—▶▶

The H= keyword on the \*INQUIRY,U or \*MODIFY,U command allows you to specify multiple parameters. Each parameter type can only be specified once on a single command. The possible values of *xxxx* are:

- O | OPER
- S | SYS
- U | USER
- Y | YES

- N | NO

**System action:** JES3 processing continues.

**Operator response:** Respecify the command. For more information about INQUIRY or MODIFY commands, see *z/OS JES3 Commands*.

**Module:**

Containing	Detecting	Issuing
IATIQOS	IATIQOS	IATIQOS
IATMOOS	IATMOOS	IATMOOS

**Routing Code:** Note 18

**Descriptor Code:** 5,7

### IAT8139

**Explanation:**

▶▶ NO STORAGE AVAILABLE FOR \*I,U FCT,— REENTER COMMAND▶▶

This message is in response to an \*INQUIRY command that was unable to obtain sufficient storage for the FCT.

**System action:** The command is rejected. JES3 processing continues.

**Operator response:** When the storage shortage is alleviated, reissue the command.

**Module:**

Containing	Detecting	Issuing
IATIQOS	IATIQOS	IATIQOS

**Routing Code:** Note 18

**Descriptor Code:** —

### IAT8140

**Explanation:**

▶▶ DD= *ddn* or DSN= *dsname* IS REQUIRED WHEN H= OPER— SYS— USER—  
SECONDARY DESTINATION▶▶

▶ IS SPECIFIED▶▶

An inquiry command was entered, specifying the H= keyword without a *ddn* or a *dsname*. The *ddname* or *dsname* is required for a specific HOLD type.

**System action:** JES3 processing continues.

**Operator response:** Respecify the command with the appropriate DD= *ddname* or DSN= *dsname*. See *z/OS JES3 Commands* for more information on using the INQUIRY command.

**Module:**

Containing	Detecting	Issuing
IATIQOS	IATIQOS	IATIQOS
IATMOOS	IATMOOS	IATMOOS

**Routing Code:** Note 18

**Descriptor Code:** —

## IAT8141 • IAT8142

---

### IAT8141

#### Explanation:

▶▶ NUMBER OF 

BDT	JOBS FOUND:—	nnnnnn
TCP		

▶▶

This summary message is issued in response to a \*INQUIRY,U,Q=TCP command or \*INQUIRY,U,Q=BDT command when the S parameter is specified. It indicates the number of TCP/IP or BDT jobs.

In the message text:

*nnnnnn* The number of TCP/IP jobs in the TCP queue or BDT jobs in the BDT queue.

**System action:** JES3 processing continues.

**Operator response:** None. This is an informational message.

#### Module:

Containing	Detecting	Issuing
IATIQOI	IATIQOI	IATIQOM

**Routing Code:** Note 18

**Descriptor Code:** 5,7

---

### IAT8142

#### Explanation:

▶▶ A SWB UPDATE WAS UNSUCCESSFUL FOR JOB *jobname (jobid)*▶▶

This message is issued in response to a \*MODIFY,U,Q=WTR or \*MODIFY,U,Q=HOLD command. The system attempted to update the output SWB file on the JES3 spool and failed for at least one data set in the job.

**System action:** SYSOUT data might be bundled between a job header and trailer correctly but might not appear in the correct printer output bin, or SYSOUT data might not be bundled correctly between a job header and trailer, in addition to not appearing in the correct printer output bin. JES3 processing will continue as follows:

- If the output SWB file for at least one data set under a variable section of an OSE (IATYOSE) had been modified on the JES3 spool before the failure occurs, the OSE and the JES3 in-storage output service data base will be updated to reflect the requested change, allowing the OSE to be synchronized with the output SWB files.
- If no SWBTU file on the JES3 spool had been updated before the failure, the variable OSE and its data set sections will not be updated for any of the information on the MODIFY command, thereby preventing the OSE and output SWB from no longer being synchronized. The MODIFY will not take place in this case.

**Operator response:** Contact the system programmer to correct the system problems causing the output SWB update to fail, and then reenter the MODIFY command.

**System programmer response:** Possible causes for an error while trying to update the output SWB file on the JES3 spool include read or write failures on the JES3 SPOOL, a Scheduler JCL Facility SWBTU\_MERGE failure, or a failure in the JDSPOINT routine. Check the SYSLOG for more information.

For additional information on SJF services, see *z/OS MVS Programming: Authorized Assembler Services Guide*.

#### Module:

Containing	Detecting	Issuing
IATMOOI	IATOSSWB	IATMOOI

**Routing Code:** Note 18

**Descriptor Code:** 5,7

---

---

IAT8143**Explanation:**

►►— SPECIFIC — IP — PARAMETER IS CASE— SENSITIVE AND MUST BE ENCLOSED IN QUOTES —►►  
                   └─┬─┘  
                   NIP

This message is issued in response to the following commands when the programming variable is not enclosed in quotation marks:

- \*INQUIRY,Q=(HOLD|WTR),IP=*ipaddr*
- \*MODIFY,U,Q=(HOLD|WTR),IP=*ipaddr* or NIP=*ipaddr*
- \*CALL,NJEROUT,NIP=*ipaddr*
- \*START,NJEROUT,NIP=*ipaddr*

**System action:** The command is rejected. JES3 processing continues.

**Operator response:** Issue the command again using proper case and syntax.

**Module:**

Containing	Detecting	Issuing
IATIQOS	IATIQOS	IATIQOS
IATMOOS	IATMOOS	IATMOOS
IATNTRD	IATNTRS	IATNTRS

**Routing Code:** –

**Descriptor Code:** –

---

## IAT8144

**Explanation:**

►►— INCORRECT COMBINATION OF USERID— anf NIP=— *ipaddr* —►►

This message is issued when the NIP= and ND= parameters are specified on the \*MODIFY,U,Q=(HOLD|WTR) command and when the ND= parameter specifies a secondary destination. This message is also issued when the NIP= and ID= parameters are specified on the \*CALL,NJEROUT or \*START,NJEROUT command and when the NIP= parameter specifies an IP address and the ID= parameter specifies a userid as a secondary destination. An output data set cannot have both an IP address and a secondary destination.

**System action:** The command is rejected. JES3 processing continues.

**Operator response:** Issue the command again using either ND= or NIP=, not both. Issue the NJEROUT command again using either ID= or NIP=, not both.

**Module:**

Containing	Detecting	Issuing
IATMOOS	IATMOOS	IATMOOS
IATNTRD	IATNTRS	IATNTRS

**Routing Code:** –

**Descriptor Code:** –





---

IAT8147

## Explanation:

►►—MODIFY COMPLETE FOR JOB— *job name (job id)*—SPINOFF OCCURRED—◄◄

**System action:** JES3 successfully processed the command.

**Operator response:** None. This is an informational message.

## Module:

Containing	Detecting	Issuing
IATGRSP	IATGRSP	IATGRSP

**Routing Code:** Note 18

**Descriptor Code:** 5

---

## IAT8148

## Explanation:

►►—MODIFY FAILED FOR JOB— *job name (jobid)*— SPIN RSN=—*rsn*—{TRY AGAIN}—◄◄

**System action:** JES3 was not able to successfully process the command. The following reason codes can be returned:

4	NOT IN EXECUTION (NO RSQ)
8	NOT IN EXECUTION (NO MPC)
C	NOT SPIN ELIGIBLE
10	NOT IN EXECUTION
14	NOT IN EXECUTION (NO MEM)
18	NO JLSI STORAGE
1C	SRB FAILURE
20	IRB FAILURE
24	IEAMSCHD was unsuccessful

**Operator response:** Determine if the job's JESMSG LG and JESYSMSG data set can be spun off. If yes, the job can be in a state which does not allow for the data sets to be spun off, for example, PURGE. Reissue the command if 'TRY AGAIN' was appended to the message.

## Module:

Containing	Detecting	Issuing
IATGRSP	IATGRSP	IATGRSP
IATGRWM	IATGRWM	IATGRWM
IATMOCP	IATMOCP	IATMOCP

**Routing Code:** Note 18

**Descriptor Code:** 5

---

## IAT8150

## Explanation:

►►— MESSAGE ROUTING CHANGE—COMPLETED FOR— *main*—◄◄

This message is issued in response to a \*MODIFY,M command. It indicates that the MCS routing code. mapping table was modified as requested.

**System action:** Processing continues.

## IAT8151 • IAT8152

**Operator response:** None. This is an informational message.

**Module:**

Containing	Detecting	Issuing
IATMOMR	IATMOMR	IATMOMR

**Routing Code:** Note 18

**Descriptor Code:** 5,7

---

### IAT8151

**Explanation:**

▶▶— WARNING - CONSOLE— *con*— IS NOT DEFINED— TO THE SYSPLEX—▶▶

This message is issued in response to a \*MODIFY,M command when the console specified to be associated with a route code is not defined to the sysplex. If *con* is an MCS console, this may be because the system to which the MCS console is attached is not currently active in the sysplex. If *con* is an extended MCS console, the program which defines the extended console may not currently be running.

**System action:** JES3 associates the console with the specified routing code. Messages will be delivered based on other routing attributes until the console is activated.

**Operator response:** Verify the console name, and resubmit the command if necessary.

**Module:**

Containing	Detecting	Issuing
IATMOMR	IATMOMR	IATMOMR

**Routing Code:** Note 18

**Descriptor Code:** 5,7

---

### IAT8152

**Explanation:**

▶▶— *parm*— IS AN INVALID—

—	MAIN PROCESSOR
—	MCS ROUTE CODE
—	CONSOLE NAME
—	MESSAGE DEST
—	MAIN-NOT IPL 'D
—	MAIN-OFFLINE

▶▶

This message is issued in response to a \*MODIFY,M command. It indicates the erroneous parameter and the reason.

**System action:** JES3 ignores the command.

**Operator response:** Correct the parameter in error, and reenter the command.

**Module:**

Containing	Detecting	Issuing
IATMOMR	IATMOMR	IATMOMR

**Routing Code:** Note 18

**Descriptor Code:** 5,7

---

**IAT8155****Explanation:**

►►—MODIFY WTO COMMAND PROCESSING— COMPLETE FOR— *main*—◄◄

This message is issued in response to a \*MODIFY,WTO command. It indicates that JES3 modified the WTO pace-monitoring parameters as requested.

**System action:** Processing continues.

**Operator response:** None. This is an informational message.

**Module:**

Containing	Detecting	Issuing
IATMOMR	IATMOMR	IATMOMR

**Routing Code:** –

**Descriptor Code:** –

---

**IAT8156****Explanation:**

►►— *xxx*— IS NOT A VALID FIELD—◄◄

This message is issued in response to a \*MODIFY,WTO command. An incorrect parameter (*xxx*) was specified on the command.

**System action:** JES3 ignores the command.

**Operator response:** Resubmit the command using valid parameters.

See Chapter 30, “Problem Determination,” on page 1135, Table III, item 4.

**Module:**

Containing	Detecting	Issuing
IATMOMR	IATMOMR	IATMOMR

**Routing Code:** –

**Descriptor Code:** –

---

**IAT8157****Explanation:**

►►— MIN TRACK THRESHOLD FOR— *spart*—WAS CHANGED FROM— *xx%*— TO— *yy%*—◄◄

This message is issued in response to a \*MODIFY Q,SP=*spart*,MIN=*yy* command. In the message text:

*xx* The original value.

*yy* The replacement value.

**System action:** If a spool space shortage existed for this partition. JES3 posted all waiting tasks to resume.

**Operator response:** If the \*MODIFY command was entered in response to message IAT1016 to temporarily relieve a spool shortage condition, a new \*MODIFY should be entered to set the original value.

**Module:**

## IAT8158 • IAT8160

**Containing**  
IATMOSP

**Detecting**  
IATMOSP

**Issuing**  
IATMOSP

**Routing Code:** 2

**Descriptor Code:** 5,7

---

### IAT8158

**Explanation:**

▶▶— \*\* WARNING \*\* MIN=0 FOR— *part1*— MAY CAUSE A COLDSTART—▶▶

The \*F Q,SP=*part1*,MIN= command specified a zero value for the default partition. Room is needed in that partition during JES3 restart. Failure to restart JES3 will require a coldstart to recover.

**System action:** None. Processing continues.

**Operator response:** A new \*MODIFY command specifying a non-zero value should be entered as soon as the spool shortage is relieved.

**Module:**

**Containing**  
IATMOSP

**Detecting**  
IATMOSP

**Issuing**  
IATMOSP

**Routing Code:** 10

**Descriptor Code:** 7,11

---

### IAT8159

**Explanation:**

▶▶— COMMAND REJECTED, MIN EXCEEDS MARGINAL VALUE OF— *marg*—▶▶

The \*F Q,SP=*part1*,MIN= command specified a value that exceeds the marginal value for the spool partition.

**System action:** The command is rejected.

**Operator response:** Use the \*I Q,SP=*partname* command to display the current values for the minimal and marginal thresholds and reissue the command with a value that is not higher than the marginal.

**Module:**

**Containing**  
IATMOSP

**Detecting**  
IATMOSP

**Issuing**  
IATMOSP

**Routing Code:** 10

**Descriptor Code:** 7,11

---

### IAT8160

**Explanation:**

▶▶—*verb*—COMPLETE FOR SOCKET—*sname*—  
└ (INTERNAL) ┘▶▶

This message is issued in response to a \*MODIFY,SOCKET command. The command has completed successfully. If the text (INTERNAL) is present, this is a result of an internally issued modify command during initialization to restore information that was in place before the restart. This form of the message is only written to the system log.

In the message text:

*verb* The verb indicating the type of request (MODIFY, ADD, DELETE).

*sname* The name of the socket that was added, deleted, or changed.

**System action:** Processing continues.

**Operator response:** None.

**System programmer response:** None.

**Module:**

Containing	Detecting	Issuing
IATMOSOC	IATMOSOC	IATMOSOC

**Routing Code:** Note 18

**Descriptor Code:** 5, 7

## IAT8161

### Explanation:

►►—*verb*—REJECTED FOR SOCKET—*sname*—--*errobj errval*—--*reasontext*—◄◄

This message is issued in response to a \*MODIFY,SOCKET command. The command could not be completed for the given reason.

In the message text:

*verb*  
The verb indicating the type of modify (MODIFY, ADD, DELETE).

*sname*  
The name of the socket that was added, deleted, or changed.

*errobj*  
The object that has the error. This object is either of the following items:

- The text 'KEYWORD' if a keyword is incorrect or specified more than once.
- The name of a keyword (for example, 'PORT') if the specified keyword is syntactically legal but the name is specified incorrectly or this keyword is not allowed to be modified under the present conditions (for example, socket is active).

*errval*  
The value of the object that has the error.

*reasontext*  
The reason the MODIFY command was rejected, as indicated below.

*reasontext* specifies one of the following reasons that the command was rejected:

**UNKNOWN**  
The keyword specified on the \*MODIFY command is not valid.

**NOT FOUND**  
The object specified on the DELETE=, SOCKET=, NETSERV=, or NODE= parameter does not exist.

**NOT A NUMBER**  
The value specified for PORT=port is not a number.

**TOO HIGH**  
The value specified for PORT=port exceeds 65535.

**NOT TCPIP**  
The node specified on the NODE=node parameter exists, but the node is not defined with TYPE=TCPIP.



**Containing**  
IATMONSV

**Detecting**  
IATMONSV

**Issuing**  
IATMONSV

**Routing Code:** Note 18

**Descriptor Code:** 5, 7

## IAT8163

### Explanation:

►►—*verb*—REJECTED FOR NETSERV—*nname*—*errobj* *errval*—*reasontext*—◄◄

This message is issued in response to a \*MODIFY,NETSERV command. The command could not be completed for the given reason.

In the message text:

#### *verb*

The verb indicating the type of modify (MODIFY, ADD, DELETE).

#### *nname*

The name of the Netserv that was requested to be added, deleted, or changed.

#### *errobj*

The object that has the error. This object is either of the following items:

- The text 'KEYWORD' if a keyword is incorrect or specified more than once.
- The name of a keyword (for example, 'PORT') if the specified keyword is syntactically legal but the name is specified incorrectly or this keyword is not allowed to be modified under the present conditions (for example, Netserv is active).

#### *errval*

The value of the object that has the error.

#### *reasontext*

The reason the modify command was rejected, as indicated below.

*reasontext* specifies one of the following reasons that the command was rejected:

#### **UNKNOWN**

The keyword specified on the \*MODIFY command is not valid.

#### **NOT FOUND**

The object specified on the DELETE=, NETSERV=, or SYSTEM= parameter does not exist.

#### **NOT A NUMBER**

The value specified for PORT=port is not a number.

#### **TOO HIGH**

The value specified for PORT=port exceeds 65535.

#### **MUST BE YES OR NO**

The value specified for the indicated keyword is incorrect. YES and NO are the only acceptable values for this keyword.

#### **DUPLICATE**

The Netserv specified on the ADD= keyword already exists, or the indicated keyword was specified more than once.

#### **NETSERV IS ACTIVE**

The specified Netserv is active. The only keywords that can be modified for an active Netserv are JTRACE, ITRACE, and VTRACE.

**System action:** The command is rejected.

**Operator response:** Take one of the actions as indicated below:

## IAT8164 • IAT8165

### NETSERV IS ACTIVE

Retry the command with a different Netserv, or cancel the Netserv and reissue the command.

### Anything else

Correct and reissue the command.

**System programmer response:** None.

### Module:

Containing	Detecting	Issuing
IATMONSV	IATMONSV	IATMONSV

**Routing Code:** Note 18

**Descriptor Code:** 5, 7

---

### IAT8164

#### Explanation:

▶▶—SUM OF TRANSMITTERS OR RECEIVERS—CANNOT EXCEED 8, REQUEST IGNORED—▶▶

This message is issued in response to a \*MODIFY,NJE,NAME= command for a node that is defined with TYPE=TCPIP node. The JT=, JR=, OT=, or OR= parameter was specified. The command could not be completed because one of the following pairs of numbers add to a total that exceeds 8.

- The specified JT value and the existing OUTTRANS value.
- The specified OT value and the existing JOBTRANS value.
- The specified JR value and the existing OUTRECV value.
- The specified OR value and the existing JOBRECV value.

**System action:** The command is rejected.

**Operator response:** Correct and reissue the command.

**System programmer response:** None.

### Module:

Containing	Detecting	Issuing
IATMONJ	IATMONJ	IATMONJ

**Routing Code:** Note 18

**Descriptor Code:** 5, 7

---

### IAT8165

#### Explanation:

▶▶—TRANSMITTER OR RECEIVER COUNT—MUST BE FROM 1 TO 7, REQUEST IGNORED—▶▶

This message is issued in response to a \*MODIFY,NJE,NAME= command for a node that is defined with TYPE=TCPIP node. The JT=, JR=, OT=, or OR= parameter was specified. The command could not be completed because the specified value was 0 or a number greater than 7.

**System action:** The command is rejected.

**Operator response:** Correct and reissue the command.

**System programmer response:** None.

### Module:



**Containing**  
IATMONJ

**Detecting**  
IATMONJ

**Issuing**  
IATMONJ

**Routing Code:** Note 18

**Descriptor Code:** 5, 7

### IAT8166

**Explanation:**

▶▶—UNEXPECTED MODIFY ERROR OCCURRED—▶▶

This message is issued in response to a \*MODIFY,NJE,NAME= command for a node. The node is defined with the TYPE=TCPIP parameter. While scanning the modify parameters, an inconsistency occurred such that the JT, JR, OT, OR, SS, or TLS parameter was not detected when it had been specified.

**System action:** The command is rejected.

**Operator response:** Notify the system programmer.

**System programmer response:** Reissue the command. If the error persists, search problem reporting databases for a fix for the problem. If no fix exists, contact the IBM Support Center.

**Module:**

**Containing**  
IATMONJ

**Detecting**  
IATMONJ

**Issuing**  
IATMONJ

**Routing Code:** Note 18

**Descriptor Code:** 5, 7

### IAT8180

**Explanation:**

▶▶— *dev* — VARIED — ONLINE — ON — GLOBAL —▶▶  
       └─ *devname* ─┘           └─ OFFLINE ─┘           └─ *main* ─┘

This message is issued in response to a \*VARY command. The \*VARY was successful.

**Note:** After a device is varied online to a main, jobs and users running on that main can use it. After a device is varied online to global, JES3 Dynamic Support Programs (DSPs) can use it. For example, if the device being varied online is a printer, the WTR DSP can now use it. If the device being varied online is a tape, jobs running on that main and the Dump Job (DJ) DSP can now use it. If a device is varied online to a local that is not connected, you cannot use this or any other device on that local until it connects.

**System action:** Processing continues.

**Operator response:** None. This is an informational message.

**Module:**

**Containing**  
IATMOVR

**Detecting**  
IATMOVR

**Issuing**  
IATMOVR

**Routing Code:** Note 18

**Descriptor Code:** 5,7

## IAT8181 • IAT8185

---

### IAT8181

#### Explanation:

►► *nnnnnnnn*—OSE(S) NOT MODIFIED IN—*mmmmmmmm*—JOB(S), OSE(S) SCHEDULED—◄◄

This informational message is issued when *nnnnnnnn* belonging to *mmmmmmmmmm* jobs match the \*MODIFY U command selection criteria, but were not modified because the OSE was scheduled by an external writer, the SYSOUT Application Program Interface (SAPI), or the Process SYSOUT (PSO) interface.

**System action:** Processing continues.

**Operator response:** None required. This is an informational message. Issue a \*INQUIRY U command using the same selection criteria as the \*MODIFY U command that generated this message for more information about the bypassed OSE(s).

#### Module:

Containing	Detecting	Issuing
IATMOOI	IATMOOI	IATMOOI

**Routing Code:** Note 18

**Descriptor Code:** 5,7

---

### IAT8183

#### Explanation:

►► *dev*— MARKED PENDING OFFLINE ON— *main*—◄◄

This message is issued in response to a \*VARY OFFLINE command for execution device *dev* that is currently allocated. This message is also issued when an operator attempts to \*VARY online a device that is pending offline because of a library vary.

**System action:** The device is marked JES3 *pending-offline* and will be varied offline when it is deallocated, unless it is varied online again. If the message was issued because an operator issued a \*VARY online for a device pending-offline because of a library vary, the device remains pending-offline and is varied offline when it is deallocated, unless the library is varied online again.

**Operator response:** None. This is an informational message.

#### Module:

Containing	Detecting	Issuing
IATMOVR	IATMOVR	IATMOVR

**Routing Code:** Note 18

**Descriptor Code:** 5,7

---

### IAT8185

#### Explanation:

►► VARY RECOVER NOT ALLOWED— INVALID PARAMETER— *parm*—◄◄  
  | *dev*—  
  |— NON-DASD DEVICE— *dev*—  
  |— DDR SWAP ACTIVE— *dev*—  
  |— SPOOL DEVICE— *dev*—  
  |— MOUNT PENDING— *dev*—

This message is issued in response to a \*VARY,*dev*,RECOVER,*proc* command. The command was rejected for one of the following reasons:

1. The command was entered from a console that had an authority level lower than 15.
2. An incorrect parameter was specified on the command.
3. Volume verification could not be performed for the specific device.

**System action:** The command is ignored. Processing continues.

**Operator response:** Correct the problem depending on the reason specified. The following responses correlate to the reasons in the explanation.

1. Reenter the command from a console with authority level fifteen.
2. Correct or remove the incorrect parameter specified in the message.
3. Enter the correct device address in the \*VARY command or modify the status of the device for volume verification.

**Module:**

<b>Containing</b>	<b>Detecting</b>	<b>Issuing</b>
IATMOVR	IATMOVR	IATMOVR

**Routing Code:** Note 18

**Descriptor Code:** 5,7

IAT8186

**Explanation:**

►► VARY OF— *device*— REJECTED —

PREVIOUS CONSOLE STATUS	→
DEVICE CURRENTLY IN USE	→
ALREADY PROCESSING VARY	→
SETUP NOT IN USE	→

This message is issued in response to a \*VARY command of an RJP line. The command was rejected because:

**PREVIOUS CONSOLE STATUS**

the console is allocated. If you wanted to give the device console status, the device is already an active console. If you wanted to change the console status to offline, you may not do so because the console is allocated.

**DEVICE CURRENTLY IN USE**

the device is active with another DSP.

**ALREADY PROCESSING VARY**

JES3 is currently processing a \*VARY ONLINE command for that device.

**SETUP NOT IN USE**

Varying a SETUNITS device is invalid.

**System action:** JES3 ignores the command and processing continues.

**Operator response:** Either resubmit the command when the device is available, or contact the system programmer for assistance. \*INQUIRY,O may be used to display all remote consoles and their switched status.

**Module:**

<b>Containing</b>	<b>Detecting</b>	<b>Issuing</b>
IATMOVR	IATMOVR	IATMOVR

**Routing Code:** Note 18

**Descriptor Code:** 5,7

## IAT8187 • IAT8190

---

### IAT8187

#### Explanation:

►►— VARY— *devname*— ONLINE REJECTED - DEVICE— ADDRESS NOT ASSIGNED—◄◄

This message is issued in response to a \*VARY,*devname*,ONLINE command. The requested device is functional subsystem (FSS)-supported and has not been assigned a device address for one of the following reasons:

- The device is in compatibility mode but is not connected to the global.
- The device is in FSS mode but is not connected to the main where the FSS is assigned to run with the current global.
- The device is in FSS mode, but the FSS has no assigned main with the current global.

**System action:** JES3 ignores the command.

**Operator response:** Use a \*MODIFY,F,D= command to change the device mode, or a \*MODIFY,F,FSS= command to change FSS system assignments, then reissue the \*VARY command.

#### Module:

Containing	Detecting	Issuing
IATMOVR	IATGRFS IATINFS	IATMOVR

**Routing Code:** Note 18

**Descriptor Code:** 5,7

---

### IAT8188

#### Explanation:

►►— *xxx*— IS AN INVALID VARY FIELD—◄◄

This message is issued in response to a \*VARY command. An incorrect parameter was specified.

**System action:** JES3 ignores the command.

**Operator response:** Resubmit the command correctly. See the *z/OS JES3 Commands*.

#### Module:

Containing	Detecting	Issuing
IATMOVR	IATMOVR	IATMOVR

**Routing Code:** Note 18

**Descriptor Code:** 5,7

---

### IAT8190

#### Explanation:

►►— MODULE— (*dev-dev*)—IS INVALID RANGE IN VARY COMMAND—◄◄

This message is issued in response to a \*VARY command. An incorrect range of devices was specified.

**System action:** JES3 ignores the command.

**Operator response:** Resubmit the command correctly.

#### Module:

**Containing**  
IATMOVR

**Detecting**  
IATMOVR

**Issuing**  
IATMOVR

**Routing Code:** Note 18

**Descriptor Code:** 5,7

#### IAT8192

**Explanation:**

▶▶— NO PATHS AVAILABLE TO DEVICE— *dev*,— FORCED OFFLINE TO JES3—▶▶

This message is issued in response to a \*VARY command for a global device *dev* that has no available physical paths.

**System action:** Processing continues. JES3 forces device *dev* offline.

**Operator response:** Do any hardware switching required to ensure that a complete physical path exists between the global and device *dev*. Then vary device *dev* online to JES3.

**Module:**

**Containing**  
IATMOVR

**Detecting**  
IATMOVR

**Issuing**  
IATMOVR

**Routing Code:** Note 18

**Descriptor Code:** 5,7

#### IAT8194

**Explanation:**

▶▶— *main*— HAS NO SETUPABLE DEVICE—▶▶

This message is issued in response to a \*VARY command. The designated main for the \*VARY command contains no setup units.

**System action:** JES3 ignores the command.

**Operator response:** You can use the MVS VARY command to vary non-JES3 devices on a main.

**Module:**

**Containing**  
IATMOVR

**Detecting**  
IATMOVR

**Issuing**  
IATMOVR

**Routing Code:** Note 18

**Descriptor Code:** 5,7

#### IAT8195

**Explanation:**

▶▶— REAL DEVICE CHECKPOINT DISABLED—DUE TO PERMANENT I/O ERROR—▶▶

During current processing, JES3 is unable to record modifications made to the online status of a real device in a checkpoint record because of a permanent JSAM I/O error.

**System action:** Processing continues. The existing real device online status checkpoint record is invalidated. If a cold or warm start is used to reinitialize JES3, all real devices will be initialized as specified in the initialization stream.

## IAT8201 • IAT8300

**Operator response:** Notify the system programmer.

**Note:** After the next hot start, you will need to vary offline any virtual units real devices not desired that are online before you issue the \*START,JSS command.

**Problem determination:** See Table III, item 11.

**Module:**

Containing	Detecting	Issuing
IATMOVR	IATMOVR	IATMOVR

**Routing Code:** Note 18

**Descriptor Code:** 5,7

---

### IAT8201

**Explanation:**

►►— CONSOLE NOT RECEIVING DEST CLASS,— REQUEST IGNORED—►►

You issued a \*F,O=*con*,DDEST=*dest* to remove a destination class that the specified console was receiving. However, the console is not receiving the destination class you specified.

**System action:** JES3 ignores the request and processing continues.

**Operator response:** Issue a \*I,O=\* to display the destination classes that the JES3 consoles in your installation are currently receiving. If you specified an incorrect destination class, reissue the command with the valid destination class.

**Module:**

Containing	Detecting	Issuing
IATMOCN	IATMOCN	IATMOCN

**Routing Code:** Note 18

**Descriptor Code:** 5,7

---

### IAT8300

**Explanation:**

►►— \*F,F REQUIRES EITHER FSS OR D KEYWORD — COMMAND IGNORED—►►

This message is issued in response to a \*MODIFY,F command. Either FSS= or D= must be specified.

**System action:** JES3 ignores the command.

**Operator response:** Correct and resubmit the command.

**Module:**

Containing	Detecting	Issuing
IATMOFS	IATMOFS	IATMOFS

**Routing Code:** Note 18

**Descriptor Code:** 5,7

---

---

IAT8301**Explanation:**

▶▶— KEYWORD— *keyword* — INVALID — COMMAND IGNORED —▶▶  
                                   └ UNDEFINED ─┘

This message is issued in response to a \*MODIFY,F command. Either a nonexistent keyword was entered for this command or two mutually exclusive keywords were specified.

**System action:** JES3 ignores the command.

**Operator response:** Correct and resubmit the command.

**Module:**

Containing	Detecting	Issuing
IATMOFS	IATMOFS	IATMOFS
IATMODW	IATMODW	IATMODW

**Routing Code:** Note 18

**Descriptor Code:** 5,7

---

## IAT8302

**Explanation:**

▶▶— INCORRECT PARAMETER— *parm*— KEYWORD DGRPY—COMMAND IGNORED—▶▶

The operator issued a \*MODIFY,W command but an incorrect parameter *parm* was specified for keyword DGRPY.

**System action:** JES3 ignores the command.

**Operator response:** Correct and resubmit the command.

**Module:**

Containing	Detecting	Issuing
IATMOFS	IATMOFS	IATMOFS
IATMODW	IATMODW	IATMODW

**Routing Code:** Note 18

**Descriptor Code:** 5,7

---

## IAT8303

**Explanation:**

▶▶— UNDEFINED SYSTEM NAME — — *main*— SPECIFIED - COMMAND IGNORED—▶▶

This message is issued in response to a \*MODIFY,F command. A main identified in the SYS= parameter is not defined.

**System action:** JES3 ignores the command.

**Operator response:** Correct and resubmit the command.

**Module:**

Containing	Detecting	Issuing
IATMOFS	IATMOFS	IATMOFS

## IAT8304 • IAT8306

**Routing Code:** Note 18

**Descriptor Code:** 5,7

---

### IAT8304

**Explanation:**

▶▶— INVALID NUMBER OF— SYSTEM NAMES SUPPLIED — — COMMAND IGNORED—▶▶

This message is issued in response to a \*MODIFY,F command. More than 16 main names have been specified for a SYS= parameter or an odd number of main names (greater than two) has been specified.

**System action:** JES3 ignores the command.

**Operator response:** Correct and resubmit the command.

**Module:**

Containing	Detecting	Issuing
IATMOFS	IATMOFS	IATMOFS

**Routing Code:** Note 18

**Descriptor Code:** 5,7

---

### IAT8305

**Explanation:**

▶▶— INVALID INFORMATION AFTER PARAMETER— *parm* — — COMMAND IGNORED—▶▶

This message is issued in response to a \*MODIFY,F command indicating that extra parameters have been specified.

**System action:** JES3 ignores the command.

**Operator response:** Correct and resubmit the command.

**Module:**

Containing	Detecting	Issuing
IATMOFS	IATMOFS	IATMOFS

**Routing Code:** Note 18

**Descriptor Code:** 5,7

---

### IAT8306

**Explanation:**

▶▶— 

FSS	<i>dev</i>	NOT FOUND	COMMAND	IGNORED
DEVICE	<i>devname</i>		DEVICE	
	<i>fsname</i>			

—▶▶

This message is issued in response to a \*MODIFY,F or a \*MODIFY,W command. The specified device name or FSS name was not defined during initialization.

**System action:** JES3 ignores the command.

**Operator response:** Correct and resubmit the command.

**Module:**



**Containing**  
IATMOFS  
IATMODW

**Detecting**  
IATMOFS  
IATMODW

**Issuing**  
IATMOFS  
IATMODW

**Routing Code:** Note 18

**Descriptor Code:** 5,7

#### IAT8307

##### Explanation:

▶▶ WRITER FSS— *fssname*— HAS NO DEVICE ATTACHED— TO SYSTEM— *main*— - COMMAND IGNORED—▶▶

This message is issued in response to a \*MODIFY,F command. A *main* listed as a potential location for an output writer functional subsystem (FSS) is not attached to any device assigned to the FSS.

**System action:** JES3 ignores the command.

**Operator response:** Correct and resubmit the command.

##### Module:

**Containing**  
IATMOFS

**Detecting**  
IATMOFS

**Issuing**  
IATMOFS

**Routing Code:** Note 18

**Descriptor Code:** 5,7

#### IAT8308

##### Explanation:

▶▶ C/I FSS KEYWORD USED FOR WRITER FSS— *fssname*— COMMAND IGNORED—▶▶

This message is issued in response to a \*MODIFY,F command. The DSPC, MAST, and ST keywords do not apply to an output writer functional subsystem (FSS) and cannot be modified for a writer FSS.

**System action:** JES3 ignores the command.

**Operator response:** Correct and resubmit the command.

##### Module:

**Containing**  
IATMOFS

**Detecting**  
IATMOFS

**Issuing**  
IATMOFS

**Routing Code:** Note 18

**Descriptor Code:** 5,7

#### IAT8309

##### Explanation:

▶▶ DEVICE— devname  
dev— MODE CHANGE REJECTED— - *reasontext*—▶▶

This message is issued in response to a \*MODIFY,F or a \*MODIFY,W command. If a device number does not appear in the message, the device is a non-channel attached device (for example, 3820). MVS does not assign device numbers to non-channel attached devices. The mode of the specified device cannot be changed for the indicated reason:

## IAT8309

### DEVICE CANNOT RUN UNDER FSS CONTROL

Device mode is valid only for those devices which are eligible to run under the control of a functional subsystem (FSS); this device is not eligible.

### REQUESTED DYN ALREADY SET

The \*MODIFY,W command that the operator issued specified whether or not the device can be used by JES3 as a dynamic writer. The device is already set to the requested specifications.

### DEVICE CANNOT RUN UNDER COMP MODE

Compatibility mode is valid only for those devices which are eligible to run under the control of both a functional subsystem (FSS) and JES3; this device is not eligible.

### REQUESTED MODE ALREADY SET

The device is already in the requested mode.

### DEVICE ONLINE OR ALLOCATED

The device mode may not be changed while the device is in use; to prevent erroneous mode changes, the device must be both offline and not currently allocated.

### FSS fssname HAS NO ASSIGNED SYSTEM

FSS mode has been requested, but the assigned FSS fssname is unusable or has not been assigned a system on which to run in conjunction with the current global system.

### COMP MODE REQUIRES GLOBAL ATTACHMENT

Compatibility mode requires that the device be attached to the global system; this device has no such attachment.

### FSS MODE REQUIRES ATTACHMENT TO *main*

FSS mode requires that the device be attached to the system where the FSS is assigned to run, specified by *main*; this device has no attachment to system main.

### DGRPNLY=YES REQUIRES A DEVICE GROUP TO BE DEFINED

Dgroup only mode is valid only if a device group has been defined.

### REQUESTED DGRPY ALREADY SET

The device is already set to the requested specifications.

### REQUESTED SETUPMSG ALREADY SET

The \*MODIFY,W command specified whether or not message IAT7030 is suppressed. The device is already set to the requested specifications.

### SETUPMSG VALID FOR FSS SUPPORTED DEVICES ONLY

The suppression of message (IAT7030) is valid only for those devices which are eligible to run under the control of a functional subsystem (FSS); this device is not eligible.

### PDEFAULT VALID FOR FSS SUPPORTED DEVICES ONLY

The PDEFAULT= parameter on the DEVICE (I/O) initialization statement is only valid for FSS devices. It cannot be specified or modified for non-FSS devices.

### keyword VALID FOR RJP DEVICES ONLY

The keyword specified is valid only for RJP printers or punches, but the specified printer or punch is not RJP.

### XLATE IGNORED FOR 3211 COMPATIBLE DEVICES

The XLATE keyword is ignored for 3211 compatible devices because the device performs its own translation.

### WORKSTATION IS ACTIVE

The printer or punch cannot be modified while the workstation owning it is signed on.

**System action:** JES3 ignores the command.

**Operator response:** The \*MODIFY,V command may be used to vary the device offline. The \*MODIFY,F command may be used to change the FSS system assignments. If the error condition can be corrected, and if the mode change is still desired, reenter the command.

### Module:

**Containing**  
IATMOFS  
IATMODW

**Detecting**  
IATMOFS  
IATMODW

**Issuing**  
IATMOFS  
IATMODW

**Routing Code:** Note 18

**Descriptor Code:** 5,7

### IAT8310

**Explanation:**

```

▶▶— MODIFY— [ COMPLETE ]—FOR— ddn—————▶▶
               [ PENDING ]
  
```

This message is issued in response to a \*MODIFY,F or a \*MODIFY,W command. The command has either completed processing or is waiting to be processed.

**System action:** If PENDING appears in the message, the modify completes when the functional subsystem (FSS) ends.

If COMPLETE appears in the message for the \*MODIFY,W command, the \*MODIFY command takes affect:

- when a hot write is canceled
- when a dynamic writer is scheduled to the device

**Operator response:** None. This is an informational message.

**Module:**

Containing	Detecting	Issuing
IATMOFS	IATMOFS IATMODW	IATMOFS IATMODW

**Routing Code:** Note 18

**Descriptor Code:** 5,7

### IAT8311

**Explanation:**

```

▶▶— SYSTEM ASSIGNMENT REMOVES LAST SYSTEM— WHERE FSS— fssname— IS ELIGIBLE TO RUN —▶▶
  
```

```

▶— COMMAND IGNORED—▶▶
  
```

This message is issued in response to a \*MODIFY,F command. If processed, the command would cause the functional subsystem (FSS) to become unusable.

**System action:** JES3 ignores the command.

**Operator response:** Correct and resubmit the command, if appropriate.

**Module:**

Containing	Detecting	Issuing
IATMOFS	IATMOFS	IATMOFS

**Routing Code:** Note 18

**Descriptor Code:** 5,7

## IAT8330 • IAT8332

---

### IAT8330

#### Explanation:

►►— REQUIRED POSITIONAL PARAMETER FOR \*F,W— NOT SPECIFIED - COMMAND IGNORED—►►

This message is issued in response to a \*MODIFY,W command when a device was not specified or the device parameter was not in its proper position.

**System action:** JES3 ignores the command.

**Operator response:** Correct the command by specifying a device or list of devices. See *z/OS JES3 Commands* for the correct syntax for the \*MODIFY,W command.

#### Module:

Containing	Detecting	Issuing
IATMODW	IATMODW	IATMODW

**Routing Code:** Note 18

**Descriptor Code:** 5,7

---

### IAT8331

#### Explanation:

►►— DEVICE—

<i>devname</i>
<i>dev</i>

— NOT A PRINT OR PUNCH— DEVICE - DEVICE IGNORED—►►

This message is issued in response to a \*MODIFY,W command when:

- the device specified is not a print or punch device (local or remote)
- the workstation attached to the specified device is not logged on.

**System action:** JES3 ignores the command.

**Operator response:** Either correct the command to specify a print or punch device (local or remote), or ensure that the workstation attached to the device is logged on.

#### Module:

Containing	Detecting	Issuing
IATMODW	IATMODW	IATMODW

**Routing Code:** Note 18

**Descriptor Code:** 5,7

---

### IAT8332

#### Explanation:

►►— INCORRECT PARAMETER— *parm*— FOR KEYWORD— *keyword*—►►

An incorrect parameter was identified for a keyword in a \*MODIFY,W command or a \*MODIFY,DEST command.

**System action:** JES3 ignores the command.

**Operator response:** Reenter the command with the valid parameters.

#### Module:

**Containing**  
IATMODW  
IATMODST

**Detecting**  
IATMODW  
IATMODST

**Issuing**  
IATMODW  
IATMODST

**Routing Code:** Note 18

**Descriptor Code:** 5,7

### IAT8333

**Explanation:**

►►—UNABLE TO CHECKPOINT—WRITER FSS— *fssname*— FOR— *device(dev)*—◄◄

An output writer DSP is unable to checkpoint the status of its functional subsystem (FSS). If a device number does not appear in the message, the device is a non-channel attached device (for example, 3820). MVS does not assign device numbers to non-channel attached devices.

**System action:** JES3 processing continues.

**Operator response:** Cancel the writer(s) operating under the FSS *fssname* at the end of the current job, and hot start JES3 as soon as possible.

**Containing**  
IATMODW

**Detecting**  
IATMODW

**Issuing**  
IATMODW

**Routing Code:** Note 18

**Descriptor Code:** 5,7

### IAT8334

**Explanation:**

►►— MODIFY COMPLETE FOR DEVICE— *device*—◄◄

The \*MODIFY,W command has completed for the specified device. If the command parameters were correct for this device, the requested changes will have been made for the device; however, if this device did not meet the required environmental characteristics of a parameter (for example, not an FSS device and the SETUPMSG= parameter was specified) that specific parameter will not have been processed for this device.

**Note:** If a parameter did not apply to this device, the IAT8334 message should be preceded by informational messages explaining which parameters did not apply and why they did not apply.

**System action:** JES3 processing continues.

**Operator response:** None. However, using the \*I D D= command to verify the results of the MODIFY command is recommended.

**Module:**

**Containing**  
IATMODW

**Detecting**  
IATMODW

**Issuing**  
IATMODW

**Routing Code:** Note 18

**Descriptor Code:** 5,7

## IAT8335 • IAT8336

---

### IAT8335

#### Explanation:

▶▶—MEMBER— *member*— NOT FOUND IN— *dsn*—▶▶

During \*MODIFY,CONFIG processing, JES3 could not find member *member* in the data set *dsn* specified in the JES3 procedure.

In the message text:

*member* The member name that you specified on the \*MODIFY,CONFIG command.

*dsn* The data set name that you specified on the JES3IN DD statement in the JES3 cataloged start procedure.

**System action:** \*MODIFY,CONFIG processing ends.

**Operator response:** Reissue the command with the correct member name.

**System programmer response:** None

#### Module:

Containing	Detecting	Issuing
IATMOCW	IATMOCF	IATMOCF

**Routing Code:** Note 18

**Descriptor Code:** 5

---

### IAT8336

#### Explanation:

▶▶—DIRECTORY ERROR WHEN—SEARCHING FOR— *member*—▶▶

JES3 encountered a permanent I/O error while searching for the member-name entry in the directory of the JES3IN data set. JES3 issues this message after return code 08 from a BPAM FIND. An out-of-storage condition might have caused the error.

In the message text:

*member* The member name you specified on the \*MODIFY,CONFIG command.

**System action:** \*MODIFY,CONFIG processing ends.

**Operator response:** Reissue the command with the same member name. If this second attempt fails, notify the system programmer.

**System programmer response:** Recreate the JES3IN data set and reissue the \*MODIFY,CONFIG command.

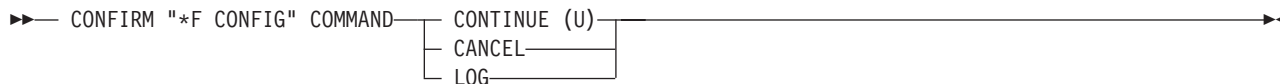
#### Module:

Containing	Detecting	Issuing
IATMOCW	IATMOCF	IATMOCF

**Routing Code:** Note 18

**Descriptor Code:** 5

---

IAT8337**Explanation:**

JES3 issues this message in response to the \*F CONFIG,ADD= command. Verify that JES3 should continue to execute this command.

**System action:**

- If you specify CANCEL, JES3 cancels the \*MODIFY,CONFIG request.
- If you specify CONTINUE or U, JES3 continues \*MODIFY,CONFIG processing.
- The LOG option will appear in the message only if a log was requested on the \*MODIFY,CONFIG command. If you specify LOG in response to IAT8337, JES3 reissues the message without the LOG option.

**Operator response:** Reply LOG if you need to review the \*MODIFY,CONFIG log before deciding whether to continue or cancel the modify process. Then reply 'U', 'CONT', or 'CONTINUE' to allow JES3 to process the command or 'CANCEL' to cancel the command.

**System programmer response:** Examine the initialization statements you are attempting to add and correct the error if JES3 issued any error/warning messages.

**Module:**

Containing	Detecting	Issuing
IATMOCW	IATMOCF	IATMOCF

**Routing Code:** Note 18

**Descriptor Code:** 5

---

IAT8338**Explanation:**

An error has occurred in the dynamic allocation of the JES3IN DD data set *dsname*. This message is issued in conjunction with message IAT8340.

In the message text:

*dsname* The data set name (DSNAME=) specified on the JES3IN DD statement

**System action:** \*MODIFY,CONFIG processing ends.

**Operator response:** Notify your system programmer.

**System programmer response:** See message IAT8340 which contains the dynamic allocation return code, the information reason code, and the error reason code.

**Module:**

Containing	Detecting	Issuing
IATMOCW	IATMOCF	IATMOCF

**Routing Code:** Note 18

**Descriptor Code:** 5

## IAT8339 • IAT8341

---

### IAT8339

#### Explanation:

►►— DYNAMIC—UNALLOCATION ERROR, — DDNAME=JES3IN—◄◄

An error occurred in the dynamic unallocation of the JES3IN DD data set. JES3 issued this message in conjunction with message IAT8340.

**System action:** \*MODIFY,CONFIG processing ends.

**Operator response:** Notify your system programmer.

**System programmer response:** See message IAT8340 which contains the dynamic allocation return code, the information reason code, and the error reason code.

#### Module:

Containing	Detecting	Issuing
IATMOCW	IATMOCF	IATMOCF

**Routing Code:** Note 30

**Descriptor Code:** 5

---

### IAT8340

#### Explanation:

►►— R15=— rc— ERROR=— err\_code— INFO=— info\_code—◄◄

An error occurred in the dynamic allocation or unallocation of the JES3IN DD data set. JES3 issued this message in conjunction with message IAT8339. The dynamic allocation provides the return code *rc* and SVC 99 issues the *err\_code* error code, and information code *info\_code*.

In the message text:

*rc*        The return code issued from dynamic allocation

*err\_code* The error reason code from dynamic allocation

*info\_code*  
          The information reason code from dynamic allocation

**System action:** \*MODIFY,CONFIG processing ends.

**Operator response:** Notify your system programmer.

**System programmer response:** See *z/OS MVS Programming: Authorized Assembler Services Guide* to determine the cause of the failure and how to correct it.

#### Module:

Containing	Detecting	Issuing
IATMOCW	IATMOCF	IATMOCF

**Routing Code:** Note 30

**Descriptor Code:** 5

---

### IAT8341

#### Explanation:



▶▶— ERROR WHILE ATTEMPTING TO OPEN— DDNAME=JES3IN, R15=— *rc*—▶▶

The data set specified by the JES3IN DD failed to open.  
In the message text:

*rc*      The return code from OPEN

**System action:** \*MODIFY,CONFIG processing ends.

**Operator response:** Notify your system programmer.

**System programmer response:** If IEC141I was issued before this message, see the explanation of IEC141I in *z/OS MVS System Messages, Vol 7 (IEB-IEE)*.

**Module:**

Containing	Detecting	Issuing
IATMOCW	IATMOCF	IATMOCF

**Routing Code:** Note 30

**Descriptor Code:** 5

#### IAT8342

**Explanation:**

▶▶— JES3IN BLKSIZE NOT A MULTIPLE OF 80—▶▶

The data set represented by the DD statement JES3IN in the JES3 procedure is not in blocked 80-character card image format. Only 80-character multiple blocks are acceptable for use as JES3IN.

**System action:** \*MODIFY,CONFIG processing ends.

**Operator response:** Notify your system programmer.

**System programmer response:** Recreate the data set that contains the JES3 initialization statements specifying a block size that is an integral multiple of 80, or correct the DD statement in the JES3 procedure to specify the proper data set.

**Problem determination:**

**Module:**

Containing	Detecting	Issuing
IATMOCW	IATMOCF	IATMOCF

**Routing Code:** Note 30

**Descriptor Code:** 5

#### IAT8343

**Explanation:**

▶▶— RDJFCB OF JES3IN FAILED—▶▶

An attempt to read the JFCB (job file control block), using the RDJFCB macro, of JES3IN failed.

**System action:** \*MODIFY,CONFIG processing ends.

**Operator response:** Notify your system programmer.

**System programmer response:** Contact IBM support.

**Problem determination:**

## IAT8344 • IAT8345

### Module:

Containing  
IATMOCW

Detecting  
IATMOCF

Issuing  
IATMOCF

Routing Code: Note 30

Descriptor Code: 5

---

### IAT8344

#### Explanation:

▶▶—CONFIGURATION MODIFICATION FAILED —SEVERE ERROR OCCURRED—▶▶

A severe error occurred while processing the \*MODIFY,CONFIG command. For example, the initialization statements in the member specified in the ADD= parameter contain syntax errors.

**System action:** \*MODIFY,CONFIG processing ends.

**Operator response:** Notify your system programmer.

**System programmer response:** Review the \*MODIFY.CONFIG log or the messages that were displayed on the console (if LOG=NO was specified on the \*MODIFY,CONFIG command) to determine which statements were in error. Correct the errors and reissue the \*MODIFY,CONFIG command.

### Module:

Containing  
IATMOCW

Detecting  
IATMOCF

Issuing  
IATMOCF

Routing Code: Note 30

Descriptor Code: 5

---

### IAT8345

#### Explanation:

▶▶—\*MODIFY,CONFIG - DATE=— *date*,— TIME=— *time*,—▶▶

The required parameter *parm* is missing from the \*MODIFY,CONFIG command or the \*MODIFY,DEST command. In the message text:

*parm* The parameter that is missing from the \*MODIFY,CONFIG command or the \*MODIFY,DEST command.

**System action:** The command is rejected.

**Operator response:** Reissue the command with the addition of the required parameters.

### Module:

Containing  
IATMOCW  
IATMODST

Detecting  
IATMOCF  
IATMODST

Issuing  
IATMOCF  
IATMODST

Routing Code: Note 30

Descriptor Code: 5

---

---

IAT8346

## Explanation:

▶▶—STATEMENT—*stmt*—NOT VALID FOR \*F,CONFIG—▶▶

The initialization statement *stmt* is not supported during \*MODIFY,CONFIG processing, or is out of order. For example, a JSAM statement such as TRACK or OPTIONS that follows a non-JSAM statement such as FSSDEF, is out of order.

In the message text:

*stmt* The initialization statement in error.

**System action:** \*MODIFY,CONFIG processing continues.

**Operator response:** Contact your system programmer.

**System programmer response:** Delete the unsupported initialization statement from the member used by the \*MODIFY,CONFIG command, or reorder the statements to keep all JSAM and non-JSAM statements together in the same section.

## Module:

Containing	Detecting	Issuing
IATMOCW	IATMOCF	IATMOCF

**Routing Code:** Note 30

**Descriptor Code:** 5

---

IAT8347

## Explanation:

▶▶—*wsname* — NOT MODIFIED, —WORKSTATION IS ACTIVE —▶▶

JES3 issues this message in response to the \*MODIFY,T=*wsname*,G=*group* command. The group name cannot be modified while the workstation is signed on.

In the message text:

*wsname* The workstation name specified on the \*MODIFY,T command.

**System action:** JES3 rejects the command.

**Operator response:** Reissue the command after you sign off the workstation.

## Module:

Containing	Detecting	Issuing
IATMORJ	IATMORJ	IATMORJ

**Routing Code:** Note 18

**Descriptor Code:** 5

---

IAT8348

## Explanation:

▶▶—*err\_lvl*— LEVEL MESSAGE(S) ISSUED DURING— INITIALIZATION STATEMENT PROCESSING—▶▶

During \*MODIFY,CONFIG command processing, errors were detected while parsing the initialization statements. This message indicates the highest level of error that occurred. Note that if a severe error occurs, message IAT8344 is issued and \*MODIFY,CONFIG processing ends.

## IAT8349

In the message text:

*err\_lvl* The highest level of error that occurred (ERROR or WARNING).

**System action:** JES3 issues message IAT8337 to confirm the \*MODIFY,CONFIG request.

**Operator response:** Contact your system programmer.

**System programmer response:** If a \*MODIFY,CONFIG log was requested, examine the log to determine whether the operator should cancel the \*MODIFY,CONFIG request. If a \*MODIFY,CONFIG log was not requested, examine the error messages that were issued to the console to determine whether the operator should cancel the \*MODIFY,CONFIG request.

**Module:**

**Containing**  
IATMOCW

**Detecting**  
IATMOCF

**Issuing**  
IATMOCF

**Routing Code:** Note 30

**Descriptor Code:** 5

---

## IAT8349

**Explanation:**

▶▶ ERROR — [ READING ] — THE CHECKPOINT — FOR THE \*F,CONFIG COMMAND, RC=— *rc* —▶▶  
[ WRITING ]

During \*MODIFY,CONFIG processing, the read or write of the JES3 checkpoint data set failed. If a read error occurred, \*MODIFY,CONFIG processing ended before any of the requested changes could be made. If a write error occurred, the requested changes have been made in storage, but they will not be available if you perform a hot start. If you have to restart JES3, you should add the requested information to your initialization stream and perform a hot start with refresh or a warm start.

You should not attempt to issue any more \*MODIFY,CONFIG commands until you perform a hot start with refresh or a warm start since the checkpoint was not updated during the last \*MODIFY,CONFIG command. Errors may occur if you attempt to do so.

In the message text:

*rc* The return code from the IATXCKPT macro. See the macro description in *z/OS JES3 Customization* for an explanation of the reported value.

**System action:** \*MODIFY,CONFIG processing ends. However, the changes that were made are not checkpointed.

**Operator response:** Notify the system programmer.

**System programmer response:** If you need to restart JES3, be certain to add the initialization statements from the \*MODIFY,CONFIG command to your initialization stream and perform a hot start with refresh or a warm start.

**Module:**

**Containing**  
IATMOCW

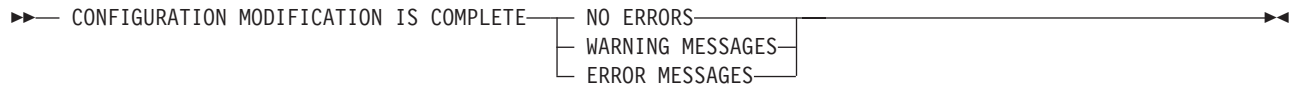
**Detecting**  
IATMOCF

**Issuing**  
IATMOCF

**Routing Code:** Note 30

**Descriptor Code:** 5

---

IAT8350**Explanation:**

The \*MODIFY,CONFIG command has completed.

**System action:** Processing continues.

**Operator response:** None

**System programmer response:** None

**Module:**

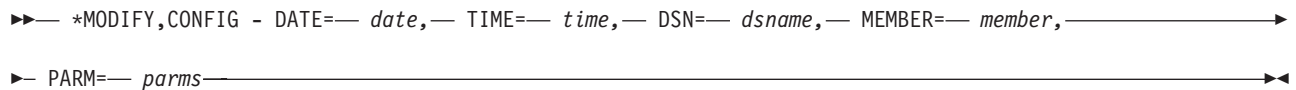
Containing	Detecting	Issuing
IATMOCW	IATMOCF	IATMOCF

**Routing Code:** Note 30

**Descriptor Code:** 5

---

## IAT8351

**Explanation:**

This message appears in the \*MODIFY,CONFIG log only. It describes information about the \*MODIFY,CONFIG command.

**date**

The date the \*MODIFY,CONFIG command was issued.

**time**

The time the \*MODIFY,CONFIG command was issued.

**dsname**

The data set name that contains the initialization stream member.

**member**

The member within the data set that is being used for the \*MODIFY,COMMAND command (from the ADD= parameter).

**parms**

The parameter string to be passed to IATUX15 (from the P= parameter).

**System action:** Processing continues.

**Operator response:** N/A - this message appears in the log only.

**System programmer response:** None - this is an informational message only.

**Module:**

Containing	Detecting	Issuing
IATMOCW	IATMOCW	IATMOCW

**Routing Code:** Note 30

**Descriptor Code:** 5

## IAT8352 • IAT8451

---

### IAT8352

#### Explanation:

►►— MODIFY CONFIG ALREADY ACTIVE— TRY AGAIN LATER—◄◄

This message is issued when a \*MODIFY CONFIG command is issued while another \*MODIFY CONFIG command is already in progress.

**System action:** Processing continues.

**Operator response:** Wait for the current command to finish, and then reissue the command, if necessary.

#### Module:

Containing	Detecting	Issuing
IATMODV	IATMODV	IATMODV

**Routing Code:** 2

**Descriptor Code:** 7

---

### IAT8450

#### Explanation:

►►— DUMP TRACE CONTROL—DATA AREA COMPLETE—◄◄

This message is a hexadecimal dump of the trace control data area (TCDA) in fullwords. It is issued for information only in response to a \*MODIFY,E,DISPLAY command.

**System action:** Processing continues.

**Operator response:** None. This is an informational message.

#### Module:

Containing	Detecting	Issuing
IATMOTR	IATMOTR	IATMOTR

**Routing Code:** 10

**Descriptor Code:** 5,7

---

### IAT8451

#### Explanation:

►►— STORAGE LOCATION— *xxx*— IN MODULE=— *mod*— WAS— *yyy*—◄◄

The storage location identified by *xxx* is in module *mod*. Its content before modification was *yyy*.

**System action:** A trace trap is inserted at storage location *xxx*.

**Operator response:** If the overlaid instruction does not match the program listing, you may remove the trap by issuing a \*MODIFY,E,TRAP=RESET command.

#### Module:

Containing	Detecting	Issuing
IATMOTR	IATMOTR	IATMOTR

**Routing Code:** 10

Descriptor Code: 5,7

---

**IAT8452**

**Explanation:**

▶▶— MODULE=— *mod*— EP=— *xxx*—▶▶

This message, issued in response to a \*START,DC,FIND= *mod* command indicates that the module has an entry point of *xxx*.

**System action:** Processing continues.

**Operator response:** None. This is an informational message.

**Module:**

Containing	Detecting	Issuing
IATMOTR	IATMOTR	IATMOTR

**Routing Code:** 10

**Descriptor Code:** 5,7

---

**IAT8453**

**Explanation:**

▶▶— ALL TRACE IDS ARE ENABLED—▶▶

A \*F E,EXCL=RESET command was issued so that JES3 would create trace entries in the JES3 trace table for all events with trace ids. See *z/OS JES3 Diagnosis* for a list of the possible trace ids.

**System action:** Processing continues.

**Operator response:** None. This is an informational message.

**Module:**

Containing	Detecting	Issuing
IATMOTR	IATMOTR	IATMOTR

**Routing Code:** 10

**Descriptor Code:** 5,7

---

**IAT8454**

**Explanation:**

▶▶— TRACE MODIFY COMPLETE RC=— *rc*—▶▶

The action requested in the last trace modify command entered has been completed. If a *rc* appears, it indicates the status of the last operation:

- 00 request completed successfully.
- 08 exclusive dump ID is less than 0001; no action.
- 10 exclusive dump ID is greater than 4095; no action
- 12 exclusive dump ID queue is full. You may enter your exclusive trace request after resetting the existing exclusive ID queue with a \*MODIFY,E,EXCL=RESET command.
- 16 dump ID is less than 0001; no action.

## IAT8454

- 18 dump ID is greater than 4095; no action.
- 20 the associated exclusive dump is not permitted; no action
- 22 the associated dump is not permitted; no action
- 24 trace trap is active. You may enter your trap request after resetting the active trap with a \*MODIFY,E,TRAP=RESET command.
- 26 address for trap is incorrect (must be 6 characters); no action is taken.
- 28 module not found on JDE queue or on CDE queue; no action is taken.
- 30 DSPSERV request failed while attempting to create or delete a trace data space.
- 32 ALESERV request failed.
- 34 The specified trace is already active for a \*MODIFY,E,START=xx command.
- 36 The specified trace is not active for a \*MODIFY,E,STOP=xx command.
- 38 The size of the trace specified by the SIZE= parameter on the \*MODIFY,E,START=xx command exceeds 2048 megabytes.

If *text* follows the message text, it provides a reason code followed by a description. The following are the possible reason texts:

- 00 REQUEST SUCCESSFUL
- 08 EXCL ID LESS THAN 1
- 10 EXCL ID GREATER THAN 4095
- 12 EXCL ID QUEUE IS FULL
- 16 DUMP ID LESS THAN 1
- 18 DUMP ID GREATER THAN 4095
- 20 EXCL = *nm* NOT PERMITTED
- 22 DUMP = *nm* NOT PERMITTED
- 24 TRACE TRAP ALREADY ACTIVE
- 26 INVALID TRAP ADDRESS
- 28 MODULE NOT FOUND
- 30 *nnnnnnnn* DSPSERV *xx/yyyyyyyy*  
Where *nnnnnnnn* is the data space name, *xx* is the return code from DSPSERV service, and *yyyyyyyy* is the reason code from DSPSERV service.
- 32 *nnnnnnnn* ALESERV *xx/yyyyyyyy*  
Where *nnnnnnnn* is the data space name, *xx* is the return code from ALESERV service, and *yyyyyyyy* is the reason code from ALESERV service.
- 34 TRACING ALREADY ACTIVE
- 36 TRACING NOT ACTIVE
- 38 SIZE EXCEEDE 2048 MBYTES

**System action:** See the indicated return code and reason code.

**Operator response:** See the indicated return code and reason code.

**Module:**

**Containing**  
IATMOTR

**Detecting**  
IATMOTR

**Issuing**  
IATMOTR

**Routing Code:** 10

**Descriptor Code:** 5,7



## IAT8455

**Explanation:**

▶▶ THE FOLLOWING TRACE IDS ARE ENABLED:— xxxx xxxx xxxx—▶▶

A \*F E,EXCL= command was issued to indicate JES3 will create trace entries for the specified ids. JES3 will trace only those ids that are specified in the message. The \*F E,EXCL= command was used to indicate the ids that will be traced. The entries will be added to the JES3 event trace table.

**System action:** Processing continues.

**Operator response:** None. This is an informational message.

**Module:**

Containing	Detecting	Issuing
IATMOTR	IATMOTR	IATMOTR

**Routing Code:** Note 18

**Descriptor Code:** 5,7

## IAT8456

**Explanation:**

▶▶ GMS MODIFY -- *reasontext* —

—	CHECKPOINT COMPLETE	—
—	CLASS NAVAIL THIS MAIN	—
—	CLS/GRP NAVAIL THIS MP	—
—	COMPLETE NO ERRORS	—
—	ERROR CLS HAS NO GRP	—
—	ERROR GRP HAS NO EXRES	—
—	ERROR NO START FAILURE	—
—	INVALID ALLOC OPTION	—
—	INVALID CHOICE OPTION	—
—	INVALID CLASS NAME	—
—	INVALID CLASS OPTION	—
—	INVALID GROUP NAME	—
—	INVALID GROUP OPTION	—
—	INVALID PARTITION NAME	—
—	INVALID PROCESSOR NAME	—
—	INVALID REQUEST TYPE	—
—	INVALID SELECT NAME	—
—	INVALID SELECT OPTION	—
—	INVALID UNALLOC OPTION	—
—	INVALID VALUE SUPPLIED	—
—	INVALID PARTITION NAME	—
—	SELECT MODE NOT FOUND	—
—	SPOOL PARTITION DELETED	—
—	NO ALLOCATION ALLOWED	—

main  
cls

The stated action was taken on the \*MODIFY,GMS command for the processor.

**System action:** If the action is complete, GMS has been updated, and, if necessary, the GMS checkpoint was updated.

**Operator response:** If the stated action was incorrect or in error, correct and reissue the command. See *z/OS JES3 Commands* for an explanation of the \*MODIFY command and its valid options.

**Module:**

## IAT8460 • IAT8462

**Containing**  
IATMOGM

**Detecting**  
IATMOGM

**Issuing**  
IATMOGM

**Routing Code:** Note 18

**Descriptor Code:** 5,7

---

### IAT8460

**Explanation:**

▶▶— NJERMT UPDATE COMPLETED.— REQUEST HONORED—▶▶

This message, issued in response to the \*MODIFY,NJE command, indicates that the modification has completed successfully.

**System action:** Processing continues.

**Operator response:** None. This is an informational message.

**Module:**

**Containing**  
IATMONJ

**Detecting**  
IATMONJ

**Issuing**  
IATMONJ

**Routing Code:** Note 18

**Descriptor Code:** 5,7

---

### IAT8461

**Explanation:**

▶▶— INVALID, DUPLICATE, OR NO KEYWORD.— REQUEST IGNORED—▶▶

The \*MODIFY,NJE command was entered with an incorrect, duplicate, or no parameter specified.

**System action:** JES3 ignores the command.

**Operator response:** Reissue the \*MODIFY,NJE command specifying the correct parameter.

**Module:**

**Containing**  
IATMONJ

**Detecting**  
IATMONJ

**Issuing**  
IATMONJ

**Routing Code:** Note 18

**Descriptor Code:** 5,7

---

### IAT8462

**Explanation:**

▶▶— REMOTE NAME NOT SPECIFIED.— REQUEST IGNORED—▶▶

The \*MODIFY,NJE command was entered with the FORCE, HOLD, or NOHOLD parameter. However, the NAME=*nodename* parameter was not specified. This parameter is required for this command.

**System action:** JES3 ignores the command.

**Operator response:** Reissue the command with the NAME= parameter specified.

**Module:**

**Containing**  
IATMONJ

**Detecting**  
IATMONJ

**Issuing**  
IATMONJ

**Routing Code:** Note 18

**Descriptor Code:** 5,7

**IAT8463****Explanation:**

▶▶— NO CHANGES SPECIFIED.— REQUEST IGNORED.—▶▶

This message is issued in response to a \*MODIFY,NJE,NAME=*nodename* command. The command was entered without specifying any NJE parameters to change for the specified node.

**System action:** JES3 rejects the command. JES3 processing continues.

**Operator response:** Correct and reissue the command.

**Module:**

**Containing**  
IATMONJ

**Detecting**  
IATMONJ

**Issuing**  
IATMONJ

**Routing Code:** Note 18

**Descriptor Code:** 5,7

**IAT8464****Explanation:**

▶▶— NAME=— *nodename*— NOT FOUND IN THE NJERMT— TABLE. REQUEST IGNORED.—▶▶

The \*MODIFY,NJE, NAME= *nodename* command specified a node name that was not defined during JES3 initialization and is, therefore, not a valid node name.

**System action:** JES3 ignores the command.

**Operator response:** Reissue the \*MODIFY,NJE command with a valid node name specified in the NAME=*nodename* parameter.

**Module:**

**Containing**  
IATMONJ

**Detecting**  
IATMONJ

**Issuing**  
IATMONJ

**Routing Code:** Note 18

**Descriptor Code:** 5,7

**IAT8465****Explanation:**

▶▶— PATH=— *nodename1*— NOT FOUND IN THE NJERMT— TABLE. REQUEST IGNORED.—▶▶

The \*MODIFY,NJE,N=*nodename*, PATH=*nodename1* command specified a node name that was not defined during JES3 initialization and is, therefore, not a valid node name.

## IAT8466 • IAT8468

**System action:** JES3 ignores the command.

**Operator response:** Reissue the \*MODIFY,NJE,N=*nodename* command with a valid node name specified in the PATH=*nodename* parameter.

**Module:**

**Containing**  
IATMONJ

**Detecting**  
IATMONJ

**Issuing**  
IATMONJ

**Routing Code:** Note 18

**Descriptor Code:** 5,7

---

### IAT8466

**Explanation:**

▶▶— INVALID PATH CHANGE WILL RESULT IN LOOP— N1=— *nodename1*— P1=— *pathname1*— N2=— *nodename2*————▶  
▶— P2=— *pathname2*,— REQUEST IGNORED————▶▶

The requested path change would result in a node path loop. The path of *nodename1* would point to *nodename2* and the path of *nodename2* would point to *nodename1*.

**System action:** JES3 ignores the command.

**Operator response:** Review your systems node/path configuration tables and enter the corrected request.

**Module:**

**Containing**  
IATMONJ

**Detecting**  
IATMONJ

**Issuing**  
IATMONJ

**Routing Code:** Note 18

**Descriptor Code:** 5,7

---

### IAT8468

**Explanation:**

▶▶— PARAMETER— *errkeywd*— IS NOT ALLOWED FOR— *nodetype*————▶▶

This message is issued in response to a \*MODIFY,NJE,NAME= *nodename* command. This message is also issued if the PATH keyword on the \*MODIFY,NJE command specifies the home node or an alias.

In the message text:

*errkeywd*

The keyword on the \*MODIFY command that does not apply to the requested node. The keyword is one of the following:

- FORCE
- HOLD
- NOHOLD
- PATH
- PRTDEF
- PRTTSO
- PRTXWTR
- PUNDEF
- PWCNTL

- RETRYCT
- TYPE
- JT
- JR
- OR
- OT
- SS

*nodetype*

The type of node for which the modify was requested.

**A SNA CONNECTED NODE**

The node requested was defined as TYPE=SNA.

**AN INDIRECTLY CONNECTED NODE**

The node requested was defined with the PATH parameter.

**THE HOME NODE**

The node requested was defined with the HOME=YES parameter.

**AN ALIAS**

The node requested is an alias of the home node.

**A NODE OTHER THAN HOME/ALIAS**

The node requested is not the home node or an alias of the home node. This node type appears in this message only when the rejected keyword is PRTDEF, PRTTSO, PRTXWTR, OR PUNDEF.

**A TCPIP CONNECTED NODE**

The node requested was defined as TYPE=TCPIP.

**AN ACTIVE TCPIP NODE**

The node requested was defined as TYPE=TCPIP and is currently active.

**A TCPIP NODE WITH SOCKETS**

The node requested was defined as TYPE=TCPIP and has sockets referencing the node even though the node is not necessarily active.

**System action:** The system rejects the command. JES3 processing continues.

**Operator response:** Correct and reissue the command.

**Module:**

Containing	Detecting	Issuing
IATMONJ	IATMONJ	IATMONJ

**Routing Code:** Note 18

**Descriptor Code:** 5,7

IAT8469

**Explanation:**

▶▶ *wsname* — NOT MODIFIED, NOT A — SNA WORKSTATION —▶▶

JES3 issues this message in response to the \*MODIFY,T,T=*wsname* command. JES3 rejects the modify for the specified workstation because the parameter is valid only for SNA workstations, and the specified workstation is not SNA. In the message text:

*wsname* The workstation name specified on the \*MODIFY,T command. command.

**System action:** JES3 rejects the command. JES3 processing continues.

**Operator response:** Reissue the command with T= specifying a SNA workstation name.

## IAT8470

### Module:

**Containing**  
IATMORJ

**Detecting**  
IATMORJ

**Issuing**  
IATMORJ

**Routing Code:** Note 18

**Descriptor Code:** 5

---

## IAT8470

### Explanation:

▶— NODE— *nodename reasontext*— REQUEST IGNORED—▶

This message is issued in response to a \*MODIFY,NJE,ADD= *nodename*, \*MODIFY,NJE,ADDAL= *nodename*, or a \*MODIFY,NJE,DEL= *nodename* command. The command was not accepted for the specified reason. In the message text:

#### *nodename*

The *nodename* specified on the \*MODIFY,NJE,ADD= *nodename*, \*MODIFY,NJE,ADDAL=*nodename*, or the \*MODIFY,NJE,DEL=*nodename* command.

#### *reasontext*

The reason the command was not accepted.

*reasontext* is one of the following:

#### **HAS ACTIVE SOCKETS**

an attempt was made to delete a directly connected TCPIP node that is signed on to the home node by one or more sockets.

#### **ALREADY DEFINED**

an attempt was made to add an existing node to the network.

#### **IS NOT DEFINED**

an attempt was made to delete a node that did not exist in the network.

#### **IS THE HOME NODE**

an attempt was made to delete the home node.

#### **HAS ACTIVE LINES**

an attempt was made to delete a directly-connected BSC node that is connected to the home node by one or more lines.

#### **NOT A VALID NAME**

an attempt was made to add or delete a *nodename* that is not valid.

#### **REF BY SOCKET** *SNAME*

an attempt was made to delete a directly connected TCPIP node that has one or more sockets referencing it. The socket name "*sname*" shown in the message text is the first such socket that was found.

**System action:** JES3 ignores the command.

**Operator response:** Verify the name of the node you want to add or delete, and re-enter the command with the correct node name.

### Module:

**Containing**  
IATMONJ

**Detecting**  
IATMONJ

**Issuing**  
IATMONJ

**Routing Code:** Note 18

**Descriptor Code:** 5,7

---

IAT8471**Explanation:**

▶▶— NJE NETWORK DOES NOT EXIST,— REQUEST IGNORED—▶▶

This message is issued in response to a \*MODIFY,NJE,ADD= *nodename* command. An attempt was made to add an NJE node to a nonexisting network.

**System action:** JES3 ignores the command. Processing continues.

**Operator response:** Notify the system programmer that an NJE network must be defined.

**System programmer response:** Add an NJERMT statement to the initialization stream to define the NJE network.

**Module:**

Containing	Detecting	Issuing
IATMONJ	IATMONJ	IATMONJ

**Routing Code:** Note 18

**Descriptor Code:** 5,7

---

## IAT8472

**Explanation:**

▶▶—(IQDX) - DSP—*dspname*—

IS IN HOLD
IS NOT IN HOLD

—▶▶

This is the response to an \*INQUIRY,X,D=*dsp* command. If the DSP *dspname* is in hold status, no more work is processed by *dspname* until it is released by the \*MODIFY,X,D=*dspname*,RELEASE command. Otherwise the DSP continues to process work.

**System action:** Processing continues.

**Operator response:** None. This is an informational message.

**Module:**

Containing	Detecting	Issuing
IATIQDX	IATIQDX	IATIQDX

**Routing Code:** Note 18

**Descriptor Code:** 5,7

---

## IAT8473

**Explanation:**

▶▶—INVALID VALUE FOR RETRYCT,—REQUEST IGNORED—▶▶

The operator issued a \*MODIFY NJE,NAME=*nodename*,RETRYCT=*nnn* command with a value for *nnn* that was 0 or greater than 300.

**System action:** The command is rejected. JES3 processing continues.

**Operator response:** Reissue the MODIFY command with a value within the range of 1 to 300.

**Module:**

## IAT8475 • IAT8476

**Containing**  
IATMONJ

**Detecting**  
IATMONJ

**Issuing**  
IATMONJ

**Routing Code:** Note 18

**Descriptor Code:** 5,7

### IAT8475

#### Explanation:

►►—(IQDX)—*dspname*, —MXCT= —(nnnnn,xxxxxx), —USE= —(mmmmm,yyyyyy), —MOD =  YES  NO

This is the response to a valid \*INQUIRY,X,D= command. MXCT is the maximum number of copies of the DSP that may be active concurrently, and USE is the current number of active copies. The CI and POSTSCAN DSP maximum use count and current use count for batch jobs are represented by *nnnnn* and *mmmmm*. The counts for TSO logons and started tasks (demand select jobs) are represented by *xxxxxx* and *yyyyyy*. MOD is either YES or NO, specifying whether the maximum use count for this DSP may be modified using the \*MODIFY,X command.

**System action:** Processing continues.

**Operator response:** None. This is an informational message.

#### Module:

**Containing**  
IATIQDX

**Detecting**  
IATIQDX

**Issuing**  
IATIQDX

**Routing Code:** Note 18

**Descriptor Code:** 5,7

### IAT8476

#### Explanation:

►►— MODULE—  RES=— *rescount*  USE=— *usecount*  LOADS=— *loadcount* EP=— *entrypt*

LOADMOD=— *loadmod*  DELETE=—  Y  N REL=—  release  NONE DATE=—  mm/dd/yy  NONE

►— TIME=—  hh:mm  NONE APAR=—  aparum  NONE PTF=—  ptfnum  NONE BASE=— *address*

OFFSET=— *offset*  SIZE=— *size* AMODE=—  31  24 RMODE=—  ANY  24  PREV=— *address*

REFRESH PENDING  CSECT= YES  REUSE=YES  LOC=— *loc*  REFRESH ALLOWED

►—  NUC-REFRESH

#### module

The name of the module being displayed.

#### RES

The module's residency count. This is not displayed if the module was not loaded using the ALOAD macro.



**USE**

The module's current use count. This is not displayed if the module was not loaded using the ALOAD macro.

**LOADS**

The number of times the module was loaded. This is not displayed if the module was not loaded using the ALOAD macro.

**EP** The entry point of the module. This will contain zeros if the module is not currently loaded. PREV= will contain the previous entry point of the module.

**LOADMOD**

If the module name specified on the \*I,X,M= command is a CSECT within IATNUC, the name of the load module (IATNUC) is displayed.

**DELETE**

The module deletion option. This is set by the \*F,X,M=modname,DELETE= command. This is not displayed if the module was not loaded using the ALOAD macro.

**REL**

The release value (from the IATYMOD in the module) or NONE.

**DATE**

The compile date (from the IATYMOD in the module) or NONE.

**TIME**

The compile time (from the IATYMOD in the module) or NONE.

**APAR**

The APAR number (from the IATYMOD in the module) or NONE.

**PTF**

The PTF number (from the IATYMOD in the module) or NONE.

**BASE**

The module's base address if the module entry point is different from the base.

**OFFSET**

If an \*I,X,M= by address is issued, the offset of the address from the module base.

**SIZE**

The module size or zero (if the module is not loaded). If the module is a CSECT within IATNUC, the size is estimated based on the address of the CSECT that follows it in IATNUC.

**AMODE**

The AMODE of the module.

**RMODE**

The RMODE of the module.

**NUC-REFRESH**

The module is a refreshed IATNUC module. That is, a \*MODIFY,X,M=module,REFRESH command was issued for this module and it is part of the IATNUC load module.

**PREV**

If the module is no longer loaded, the address where the module was previously loaded. This is not displayed if the module was not loaded using the ALOAD macro.

**REFRESH PENDING**

Indicates that a refresh is pending for this module. This can occur as a result of a \*MODIFY,X,M=modname,REFRESH command, or if an FCT specified R=YES (refresh = yes) on the ADELETE macro.

**REFRESH ALLOWED**

Indicates that a particular IATNUC module can be refreshed using the \*MODIFY,X,M=modname,REFRESH command.

**CSECT=YES**

Indicates whether the module was loaded as a data CSECT (CSECT=YES specified on the ALOAD macro).

## IAT8477 • IAT8478

### REUSE=YES

Indicates whether the module is serially reusable (REUSE=YES specified on the ALOAD macro).

### LOC

The location of the module if it is located in PLPA, MLPA, FLPA, or CSA.

**System action:** Processing continues.

**Operator response:** None. This is an informational message.

### Module:

Containing	Detecting	Issuing
IATIQDX	IATIQDX	IATIQDX

**Routing Code:** Note 18

**Descriptor Code:** 5,7

---

## IAT8477

### Explanation:

▶▶ (IQDX) - DSP NOT FOUND ◀◀

The DSP name specified in the \*INQUIRY,X command does not appear in the DSP dictionary.

**System action:** JES3 ignores the command.

**Operator response:** Verify the spelling of the DSP, and reissue the command.

### Module:

Containing	Detecting	Issuing
IATIQDX	IATIQDX	IATIQDX

**Routing Code:** Note 18

**Descriptor Code:** 5,7

---

## IAT8478

### Explanation:

▶▶ (IQDX) - MODULE NOT FOUND ◀◀

The module specified in the \*INQUIRY,X command does not appear in the ALOAD directory.

**System action:** JES3 ignores the command.

**Operator response:** Reissue the command after the specified module has been loaded into storage at least once, or check for a spelling error in the module's name.

### Module:

Containing	Detecting	Issuing
IATIQDX	IATIQDX	IATIQDX

**Routing Code:** Note 18

**Descriptor Code:** 5,7

---

## IAT8479

**Explanation:**

▶▶ (IQDX) - INVALID PARAMETER

The \*INQUIRY,X command contains a parameter error.

**System action:** JES3 ignores the command.

**Operator response:** Reissue the command in the correct format.

**Module:**

Containing	Detecting	Issuing
IATIQDX	IATIQDX	IATIQDX

**Routing Code:** Note 18

**Descriptor Code:** 5,7

## IAT8480

**Explanation:**

▶▶ (MODX) - DSP NOT FOUND

The DSP specified in the \*MODIFY,X command does not appear in the DSP dictionary.

**System action:** JES3 ignores the command.

**Operator response:** Verify the spelling of the DSP and reissue the command.

**Module:**

Containing	Detecting	Issuing
IATMODX	IATMODX	IATMODX

**Routing Code:** Note 18

**Descriptor Code:** 5,7

## IAT8481

**Explanation:**

▶▶ (MODX) - INVALID COUNT

(RANGE 0-999999)	}
(RANGE 2-999999)	
(COMBINED RANGE 0-255)	

The value of the MC= parameter in the \*MODIFY,X command is not within the specified allowable range as follows:

**(RANGE 0-999999)**

The value of the MC= parameter in the \*MODIFY,X command is not within the allowable range of 0-999999.

**(RANGE 2-999999)**

The value of the RC= parameter in the \*MODIFY,X command is not within the allowable range of 2-999999.

**(COMBINED RANGE 0-255)**

D=CI was specified and the total of the MC= value combined with current values is not within the allowable combined range of 0-255.

**System action:** The current values are not changed. JES3 issues message IAT8484, giving the current values.

## IAT8482 • IAT8483

**Operator response:** Reissue the command with a valid MC= or RC= parameter.

**Module:**

Containing	Detecting	Issuing
IATMODX	IATMODX	IATMODX

**Routing Code:** Note 18

**Descriptor Code:** 5,7

---

### IAT8482

**Explanation:**

▶▶ (MODX) — *reason text* —▶▶

A \*MODIFY,X,M=modname command was issued and rejected for one of the following reasons.

#### MODULE NOT FOUND

The specified module is not loaded.

#### NO MODULES REFRESHED

No modules were refreshed as a result of a \*MODIFY,X,M=modname,REFRESH command. This could be caused by one of the following:

1. The specified module is not loaded.
2. The specified module was loaded CSECT=YES (CSECT=YES specified on the ALOAD macro).
3. The module is already waiting to be refreshed.
4. The module is in the process of being loaded.

#### MODULE IATXXXX IS NOT REFRESHABLE

The user exit specified on the refresh command is not refreshable according to the information in the IATYUXL.

#### MODULE *module* IS ALREADY LOADED

A \*MODIFY,X,M=modname,LOAD command was issued and the module is already loaded.

#### UNABLE TO LOAD USER EXIT IATXXXX

An error occurred while attempting to load the user exit. Message IAT6308 precedes this message and describes why the load request failed.

#### UNABLE TO LOAD MODULE *module*

An error occurred while attempting to load the module. Message IAT6308 precedes this message and describes why the load request failed.

**System action:** JES3 ignores the command. Processing continues.

**Operator response:** Correct and reissue the command.

**Module:**

Containing	Detecting	Issuing
IATMODX	IATMODX	IATMODX

**Routing Code:** Note 18

**Descriptor Code:** 5,7

---

### IAT8483

**Explanation:**

▶▶ (MODX) - INVALID PARAMETER —▶▶

The \*MODIFY,X command contains a parameter error.

**System action:** JES3 ignores the command.

**Operator response:** Reissue the command with a valid parameter.

**Module:**

Containing	Detecting	Issuing
IATMODX	IATMODX	IATMODX

**Routing Code:** Note 18

**Descriptor Code:** 5,7

#### IAT8484

**Explanation:**

▶▶ *dspname*— OLDMXCT=— *nnnnnn*— NEWMXCT=— *mmmmmm*—▶▶

As the result of a \*MODIFY,X,D=*dspname*,MC=*count* command, the maximum number of copies of the specified DSP that may be concurrently active is changed from its previous value (OLDMXCT) to the value specified by the MC parameter (NEWMXCT).

If the *dspname* given is CI (converter interpreter) or POSTSCAN, the following special meanings apply:

OLDMXCT=(*nnnnnn,xxxxxx*),  
NEWMXCT=(*mmmmmm,yyyyyy*)

The count for batch jobs is represented by *nnnnnn* and *mmmmmm*. The counts for TSO logons and started tasks (demand select jobs) are represented by *xxxxxx* and *yyyyyy*.

**System action:** Processing continues.

**Operator response:** None. This is an informational message.

**Module:**

Containing	Detecting	Issuing
IATMODX	IATMODX	IATMODX

**Routing Code:** Note 18

**Descriptor Code:** 5,7

#### IAT8485

**Explanation:**

▶▶ MXCT FOR— *dspname*— NOT MODIFYABLE—▶▶

The maximum count for the specified DSP cannot be modified by a \*MODIFY,X command.

**System action:** JES3 ignores the command.

**Programmer response:** You may make the DSP eligible for modification by resetting the DSPNMCHG flag in the DSPFLAGS field of the appropriate DSP dictionary entry and linking again to the dictionary.

**Module:**

Containing	Detecting	Issuing
IATMODX	IATMODX	IATMODX

**Routing Code:** Note 18

**Descriptor Code:** 5,7

## IAT8486 • IAT8488

---

### IAT8486

#### Explanation:

►►— MODULE RESIDENT COUNT(S) UPDATED—◄◄

This is the response to a valid \*MODIFY,X,M= {*mod*|ALL} ,RC=*count* command and indicates that the requested resident-count change has been made.

**System action:** Processing continues as modified.

**Operator response:** None. This is an informational message.

#### Module:

Containing	Detecting	Issuing
IATMODX	IATMODX	IATMODX

**Routing Code:** Note 18

**Descriptor Code:** 5,7

---

### IAT8487

#### Explanation:

►►— 

┌ IQDX ─┐	┌ MODX ─┐	ADDRESS SPACE JCL LIMIT — <i>nnn.</i>	— JOB JCL LIMIT — <i>mmm</i>
-----------	-----------	---------------------------------------	------------------------------

—◄◄

The maximum number of JCL statements currently allowed in the C/I processing in the JES3 address space is *nnn*. The maximum number of JCL statements currently allowed for a single job is *mmm*.

**System action:** Processing continues.

**Operator response:** None. This is an informational message.

#### Module:

Containing	Detecting	Issuing
IATMODX	IATMODX	IATMODX
IATIQDX	IATIQDX	IATIQDX

**Routing Code:** Note 18

**Descriptor Code:** 5,7

---

### IAT8488

#### Explanation:

►►— (MODX) — 

┌ HOLD ─┐	┌ RELEASE ─┐	NOT SUPPORTED FOR— <i>dspname</i>
-----------	--------------	-----------------------------------

—◄◄

The \*MODIFY,X,D= command specified a DSP name for which the HOLD or RELEASE function is not supported.

**System action:** JES3 ignores the command. Processing continues.

**Operator response:** Reissue the command correctly.

#### Module:

Containing	Detecting	Issuing
IATMODX	IATMODX	IATMODX

**Routing Code:** Note 18

**Descriptor Code:** 5,7

IAT8489

**Explanation:**

►►— MODULE— *modname* — [ REFRESH IS PENDING  
HAS BEEN REFRESHED ] —————►►

This message is issued in response to an \*F,X,M=*modname*,REFRESH command.

If the module is a user exit, a new copy of the module has been loaded into storage and the bit in the IATYUXL indicating the exit is a dummy has been turned off. The original copy has not been deleted from storage.

If REFRESH IS PENDING appears in the message, the module cannot be deleted at this time because it is still in use. When there are no more functions using the module, the module will be deleted and message IAT8489 with the text "HAS BEEN REFRESHED" will be issued.

If HAS BEEN REFRESHED appears in the message and the module is not a user exit, the module has been deleted from storage and its load count set to zero; a new copy of the module will be loaded the next time an ALOAD request is issued.

**System action:** The module is deleted from storage if it is not a user exit.

**Operator response:** None. This is an informational message.

**Module:**

Containing	Detecting	Issuing
IATMODX	IATMODX	IATMODX
IATGRLD	IATGRLD	IATGRLD

**Routing Code:** Note 18

**Descriptor Code:** 5,7

IAT8490

**Explanation:**

►►— (MODX) - DELETE OPTION—FOR MODULE ALTERED —————►►

This message is issued in response to a \*MODIFY,X,M=,DELETE= command.

**System action:** JES3 flags the module as deletable or non-deletable (must remain resident) as specified in the command.

**Operator response:** None. This is an informational message.

**Module:**

Containing	Detecting	Issuing
IATMODX	IATMODX	IATMODX

**Routing Code:** Note 18

**Descriptor Code:** 5,7

IAT8491

**Explanation:**

## IAT8492 • IAT8493

▶— GROUP MODIFY TO LOCAL OR ANYLOCAL— NOT ALLOWED—▶

JES3 issues this message in response to the \*MODIFY,T,T=wsname,G=grpname command. JES3 rejects the modify because the group cannot be changed to LOCAL or ANYLOCAL.

**System action:** JES3 rejects the command and JES3 processing continues.

**Operator response:** Reissue the command with G= specifying a group name other than LOCAL or ANYLOCAL.

**Module:**

Containing	Detecting	Issuing
IATMORJ	IATMORJ	IATMORJ

**Routing Code:** Note 18

**Descriptor Code:** 5

---

### IAT8492

**Explanation:**

▶— GROUP MODIFY FOR T=ALL NOT ALLOWED—▶

JES3 issues this message in response to the \*MODIFY,T,T=ALL,G=group command. JES3 rejects the modify because the group cannot be changed for all workstations.

**System action:** JES3 rejects the command, and JES3 processing continues.

**Operator response:** Reissue the command with T= specifying an individual workstation name other than ALL.

**Module:**

Containing	Detecting	Issuing
IATMORJ	IATMORJ	IATMORJ

**Routing Code:** Note 18

**Descriptor Code:** 5

---

### IAT8493

**Explanation:**

▶— GROUP MODIFIED FOR— *wsname*—▶

JES3 issues this message in response to the \*MODIFY,T,T=wsname,G=group command. JES3 modifies the workstation as requested.

In the message text:

*wsname* The workstation name specified on the \*MODIFY,T command.

**System action:** JES3 processing continues. This is an informational message.

**Module:**

Containing	Detecting	Issuing
IATMORJ	IATMORJ	IATMORJ

**Routing Code:** Note 18

**Descriptor Code:** 5



---

**IAT8494****Explanation:**

▶▶— PASSWORD LIMIT MUST BE A SINGLE DIGIT— FROM 0-9—▶▶

JES3 issues this message in response to the \*MODIFY,T,T=wsname | ALL,PL=n command. JES3 rejects the modify because the requested password limit specified was not a single digit in the range 0 through 9.

**System action:** JES3 rejects the command. JES3 processing continues.

**Operator response:** Correct the PL= value and reissue the command.

**Module:**

Containing	Detecting	Issuing
IATMORJ	IATMORJ	IATMORJ

**Routing Code:** Note 18

**Descriptor Code:** 5

---

**IAT8495****Explanation:**

▶▶— PASSWORD LIMIT MODIFIED FOR— *wsname*—▶▶

JES3 issues this message in response to the \*MODIFY,T,T=wsname | ALL,PL=n command. JES3 modified the workstation as requested.

In the message text:

*wsname* The workstation name specified on the \*MODIFY,T command, or the text ALL SNA TERMS if T=ALL was specified. command.

**System action:** JES3 processing continues. This is an informational message.

**Module:**

Containing	Detecting	Issuing
IATMORJ	IATMORJ	IATMORJ

**Routing Code:** Note 18

**Descriptor Code:** 5

---

**IAT8496****Explanation:**

▶▶— SNA RJP TRACE FACILITY— *status*— FOR— *wsname*—▶▶

JES3 issues this message in response to the \*MODIFY,T,T=wsname | ALL,TRACE=ON | OFF command. JES3 modified the workstation as requested.

In the message text:

*status* The text ENABLED, if TRACE=ON; or DISABLED if TRACE=OFF.

*wsname* The workstation name specified on the \*MODIFY,T command, or the text ALL SNA TERMS if T=ALL was specified.

**System action:** JES3 processing continues. This is an informational message.

**Module:**



**System action:** JES3 continues processing.

**Operator response:** None. This is an informational message.

**Module:**

**Containing**  
IATIQAC

**Detecting**  
IATIQAC

**Issuing**  
IATIQAC

**Routing Code:** Note 18

**Descriptor Code:** 5,7



---

## Chapter 24. Inquiry Messages

---

IAT8500

**Explanation:**

▶▶—INQUIRY ON DEVICES COMPLETE—▶▶

JES3 issues this message in response to the \*INQUIRY,D,D command and indicates that the device inquiry is complete.

**System action:** JES3 processing continues. This is an informational message.

**System programmer response:** None

**Module:**

**Containing**

IATIQDS

**Detecting**

IATIQDS

**Issuing**

IATIQDS

**Routing Code:** Note 18

**Descriptor Code:** 5

---

IAT8501

**Explanation:**

▶▶—CURRENT SECONDARY EXTENTS IN USE...—nnnn—▶▶

This message is issued in response to an \*INQUIRY,C,C command. The value printed is the number of current secondary extents in use.

**System action:** JES3 processing continues.

**Operator response:** None. This is an informational message.

**Module:**

**Containing**

IATIQCR

**Detecting**

IATIQCR

**Issuing**

IATIQCR

**Routing Code:** 42

**Descriptor Code:** 5,7

---

IAT8503

**Explanation:**

▶▶—MAXIMUM SECONDARY EXTENTS USED...—nnnn—▶▶

This message is issued in response to an \*INQUIRY,C,C command. The value given is the maximum number of secondary extents ever used. The console buffer pool type is identified by header message IAT8514.

**System action:** JES3 processing continues.

**Operator response:** None. This is an informational message.

**Module:**

## IAT8504 • IAT8507

**Containing**  
IATIQCR

**Detecting**  
IATIQCR

**Issuing**  
IATIQCR

**Routing Code:** 42

**Descriptor Code:** 5,7

---

### IAT8504

**Explanation:**

▶▶— *xxx*— IS AN INVALID FIELD—▶▶

An \*I,A command was issued with an incorrect field.

**System action:** JES3 rejects the command and continues processing.

**Operator response:** Correct the specified field and reissue the command.

**Module:**

**Containing**  
IATIQAC

**Detecting**  
IATIQAC

**Issuing**  
IATIQAC

**Routing Code:** Note 18

**Descriptor Code:** 5,7

---

### IAT8506

**Explanation:**

▶▶— JSAM BUFFER USAGE—▶▶

This message is the first of a series of messages issued in response to an \*INQUIRY,C command. This message serves as a header only.

**Operator response:** None. This is an informational message.

**Module:**

**Containing**  
IATIQAC  
IATIQCR

**Detecting**  
IATIQAC  
IATIQCR

**Issuing**  
IATIQAC  
IATIQCR

**Routing Code:** 42

**Descriptor Code:** 5,7

---

### IAT8507

**Explanation:**

▶▶— NO ACTIVE JOBS ON— *main*— IN— *text*—▶▶

One of the following commands was issued:

- \*I,A,main,G=*group*
- \*I,A,G=*group*
- \*I,A,main,C=*class*
- \*I,A,C=*class*
- \*I,A,SRVCLASS=*srvc**class*

- \*I,A,*mainSRVCLASS=svclass*

No jobs are currently running in the specified service class, group, or class on the main processor displayed.

In response to an \*I,A,SRVCLASS=*svclass* command and \*I,A,*mainSRVCLASS=svclass*, *text* is the service class name. In response to an \*I,A,*main,G=group* or \*I,A,*G=group* command, *text* is the group name. In response to an \*I,A,*main,C=class* or \*I,A,*C=class* command, *text* is the class name.

**System action:** JES3 processing continues.

**Operator response:** None. This is an informational message.

**Module:**

<b>Containing</b>	<b>Detecting</b>	<b>Issuing</b>
IATIQCAC	IATIQCAC	IATIQCAC

**Routing Code:** Note 18

**Descriptor Code:** 5,7

**IAT8508**

**Explanation:**

▶— CURRENT NUMBER IN USE...— *nnnn*—▶

This message is issued in response to either an \*INQUIRY,C,C command or an \*INQUIRY,C command. If this message is issued in response to an \*INQUIRY,C,C command, the value given is the total number of primary extents in use. These extents are either console text buffers or IATCNWO work cells as specified by header message IAT8514. If this message is issued in response to an \*INQUIRY,C command, the value given is the number of JSAM buffers in use which were obtained using the GETMAIN macro instruction.

**System action:** JES3 processing continues.

**Operator response:** None. This is an informational message.

**Module:**

<b>Containing</b>	<b>Detecting</b>	<b>Issuing</b>
IATIQCR	IATIQCR	IATIQCR

**Routing Code:** 42

**Descriptor Code:** 5,7

**IAT8509**

**Explanation:**

▶— *spart mmmmmm* — GRPS, — *nnnnn* — LEFT — (*ppp%*) —  
┌ MIN — *xx%*, — MARG — *yy%* ─┘  
▶—  
┌ ,DEF ─┘ ┌ ,OVFL ─┘ ┌ ,OVIN ─┘ ┌ ,INIT ─┘▶

An \*INQUIRY,Q,SP=*spart* command was input to request display of the status of spool partition *spart*.

*spart*  
the name of the spool partition.

*mmmmmm*  
the total number of logical track groups in the spool partition.

## IAT8510

*nnnnn*

the number of logical track groups in the spool partition which are available; the track groups are not currently allocated to any job.

*ppp%*

the percentage of the total number of logical track groups in the spool partition that are available.

*xx%*

the minimal condition available logical track group percentage, as defined by the SPLIM parameter on the SPART or BUFFER initialization statement. The minimal percentage value has no meaning for the DRAINED and UNAVAIL spool partitions and will not be displayed.

*yy%*

the marginal condition available logical track group percentage, as defined by the SPLIM parameter on the SPART or BUFFER initialization statement. The marginal percentage value has no meaning for the DRAINED and UNAVAIL spool partitions and will not be displayed.

**DEF**

indicates that this partition was defined as the default spool partition (using the DEF=YES parameter on the associated SPART initialization statement) or was selected to be the default partition because no spool partition was explicitly defined as the default. It is not displayed for the DRAINED or UNAVAIL spool partitions.

**OVFL**

indicates that overflow from this spool partition is allowed; overflow was specified on the OVRFL parameter of the SPART initialization statement or was enabled by the \*MODIFY,Q,SP=*spart*,OVRFL=*option* command. The \*INQUIRY,Q,SP=*spart*,O command may be entered to display the partition overflow hierarchy for this spool partition. It is not displayed for the DRAINED or UNAVAIL spool partitions.

**OVIN**

indicates that some other spool partition overflows into this partition. It is not displayed for the DRAINED or UNAVAIL spool partitions.

**INIT**

indicates this spool partition contains the data that is required to complete JES3 initialization. It is not displayed for the DRAINED or UNAVAIL spool partitions.

**System action:** JES3 processing continues.

**Operator response:** None. This is an informational message.

**Module:**

**Containing**  
IATIQSP

**Detecting**  
IATIQSP

**Issuing**  
IATIQSP

**Routing Code:** 2

**Descriptor Code:** 5,7

---

**IAT8510**

**Explanation:**

▶— MAXIMUM NUMBER USED...— *nnnnn*—▶

This message is printed in response to either an \*INQUIRY,C,C command or an \*INQUIRY,C command. If this message is issued in response to an \*INQUIRY,C,C command, the value given is the maximum number of primary extents ever used. These extents are either console text buffers, or IATCNWO work cells as specified by header message IAT8514.

If this message is issued in response to an \*INQUIRY,C command, the value given is the maximum number of JSAM buffers ever used.

**System action:** JES3 processing continues.

**Operator response:** None. This is an informational message.

**Module:**



Containing  
IATIQCR

Detecting  
IATIQCR

Issuing  
IATIQCR

Routing Code: 42

Descriptor Code: 5,7

#### IAT8511

##### Explanation:

▶▶— NO ACTIVE JOB— *nnnnnn*— FOUND—▶▶

The \*I,A,J=jobno command was entered for a job that is not active.

**System action:** JES3 processing continues.

**Operator response:** None. This is an informational message.

**Module:**

Containing  
IATIQCAC

Detecting  
IATIQCAC

Issuing  
IATIQCAC

Routing Code: Note 18

Descriptor Code: 5,7

#### IAT8512

##### Explanation:

▶▶— NUMBER OF AWAITs FOR AVAILABLE BUFFER— *nnn*—▶▶

This message is issued in response to an \*INQUIRY,C command. It indicates the number of times *nnn* an AWAIT occurred as a result of the JES3 buffer pool being completely used and a busy code being returned from a AGETMAIN, indicating no storage available.

**System action:** JES3 processing continues.

**Operator response:** None. This is an informational message.

**Module:**

Containing  
IATIQCAC  
IATIQCR

Detecting  
IATIQCAC  
IATIQCR

Issuing  
IATIQCAC  
IATIQCR

Routing Code: 42

Descriptor Code: 5,7

#### IAT8513

##### Explanation:

▶▶— *ddn spart mmmmm*— GRPS,— *nnnnn*— LEFT— (*ppp%*)—  
   [ ,DRAINED ] [ ,UNAVAIL ] [ ,HELD ]▶▶



Routing Code: 2

Descriptor Code: 5,7

---

IAT8514

## Explanation:

▶▶ *text* ◀◀

This message is issued in response to an \*INQUIRY,C,C command or \*INQUIRY,C,C,R command. It serves as a general header for the specific type of console buffers which are:

- console text buffers
- work cell usage

In the message, *text* is one of the following:

- CONSOLE BUFFER POOL USAGE
- CONSOLE TEXT BUFFERS
- IATCNWO WORK CELL USAGE

This message precedes messages IAT8501, IAT8503, IAT8508, IAT8510, IAT8720, and IAT8721 for the types of console buffers listed.

**System action:** JES3 processing continues.

**Operator response:** None. This is an informational message.

## Module:

## Containing

IATIQCR

## Detecting

IATIQCR

## Issuing

IATIQCR

Routing Code: Note 18

Descriptor Code: 5,7

---

IAT8515

## Explanation:

▶▶ CONSOLE BUFFER COUNTERS HAVE BEEN RESET ◀◀

This message is issued in response to an \*INQUIRY,C,C,R command. The maximum use counters for the console buffer pools have been reset to the number currently in use.

**System action:** JES3 processing continues.

**Operator response:** None. This is an informational message.

## Module:

## Containing

IATIQCR

## Detecting

IATIQCR

## Issuing

IATIQCR

Routing Code: 42

Descriptor Code: 5,7

## IAT8517 • IAT8520

---

### IAT8517

#### Explanation:

▶▶— JOB— *jobname(jobid)*— DLTIME=— *tt tt ddd yyyy*,— CURPRTY=— *nn*— TYPE=— *t*—————▶▶

This message is issued in response to an \*INQUIRY,A,D=DLINE command. The deadline, as specified on the // \*MAIN JCL statement for this job, is given. The time of day is given as *tt tt*, *ddd* is the day and *yyyy* is the year. The priority currently assigned to the job is given as *nn* and *t* is the deadline type as specified in the JCL.

**System action:** JES3 processing continues.

**Operator response:** None. This is an informational message.

#### Module:

Containing	Detecting	Issuing
IATIQAC	IATIQAC	IATIQAC

**Routing Code:** Note 18

**Descriptor Code:** 5,7

---

### IAT8519

#### Explanation:

▶▶— NO JOBS ON THE DEADLINE QUEUE.—————▶▶

This message is issued in response to an \*INQUIRY,A,D=DLINE command where there are no jobs on the deadline queue.

**System action:** JES3 processing continues.

**Operator response:** None. This is an informational message.

#### Module:

Containing	Detecting	Issuing
IATIQAC	IATIQAC	IATIQAC

**Routing Code:** Note 18

**Descriptor Code:** 5,7

---

### IAT8520

#### Explanation:

▶▶— NO JOBS ACTIVE ON— *dspname*—————▶▶

This message is issued in response to an \*INQUIRY,A, *dspname* command. The specified DSP has no jobs to process.

**System action:** JES3 processing continues.

**Operator response:** None. This is an informational message.

#### Module:

Containing	Detecting	Issuing
IATIQAC	IATIQAC	IATIQAC

**Routing Code:** Note 18

**Descriptor Code:** 5,7

---

IAT8521**Explanation:**

►►— ERROR TRYING TO READ OR RELEASE A— DEADLINE BUFFER.—◄◄

An error occurred while attempting to read the deadline queue, or while attempting to release a buffer while processing an \*INQUIRY,A,D=DLINE command.

**System action:** Command processing is ended.

**Operator response:** The DEADLINE DSP is probably inoperative. Notify the system programmer.

**Module:**

Containing	Detecting	Issuing
IATIQAC	IATDMNC	IATIQAC

**Routing Code:** Note 18

**Descriptor Code:** 5,7

---

IAT8522**Explanation:**

►►— JOB— *jobname (jobid)*— ACTIVE ON— *name text*—◄◄

*text* is one of the following:

*ddn mm.th* MINS [FOR *nodename*]

TIME NAVAIL [SCHED FOR {*devname* | *nodename*}]

This message is issued in response to an \*INQUIRY,A command to obtain the status of all active jobs being processed by JES3.

*ddn mm.th* MINS [FOR *nodename*]

This text is displayed if the job is active.

TIME NAVAIL [SCHED FOR {*devname* | *nodename*}]

This text is displayed if the job is not active. If the job is in specialized reschedule status, SCHED FOR *devname* or *nodename* is also displayed.

For a 3800 printer, this message displays the job at the transfer station.

**Note:** For an FSS writer DSP, the display contains information for the output sent to the FSS. This may be a job that has completed processing on the output device but is being retained by the FSS. See the FSS application documentation (*z/OS MVS Using the Functional Subsystem Interface*) to determine if there is a better way to monitor job status.

For jobs currently being transmitted to another NJE node, NJESND appears in the message as the *dspname*, *ddn* is the name of the logical sender that is currently transmitting the indicated job, and FOR *nodename* shows the node that is receiving the network stream. For jobs waiting to be transmitted to another node, TIME NAVAIL SCHED FOR *nodename* indicates the node which will receive the network stream.

*jobname* The name of the active job.

*jobid* The id of the active job.

*name* Either the name of the DSP that is currently processing the job or the name of the converter/interpreter (C/I) functional subsystem (FSS) in which the job is active.

*ddn* Indicates the support device, if any, the function is using.

*mm.th* Indicates how long the job has been active in minutes, tenths of minutes, and hundredths of minutes.

## IAT8523 • IAT8524

*devname*

Indicates the device for which the function is scheduled.

*nodename*

Indicates the node of the device for which the function is scheduled.

**System action:** JES3 processing continues.

**Operator response:** None. This is an informational message.

**Module:**

**Containing**  
IATIQAC

**Detecting**  
IATIQAC

**Issuing**  
IATIQAC

**Routing Code:** Note 18

**Descriptor Code:** 5,7

---

### IAT8523

**Explanation:**

▶▶— INTRDR COUNTS - MAX=— (*n,m*), — ACTIVE=— *nn*, — FCT=— *nnn*, — HWATER=— *nnnn*—————▶▶

This message is issued in response to an \*I A D=INTRDR command. It follows message IAT8522 or message IAT8520 for the INTRDR DSP.

**MAX=(*n,m*)**

*n* is the current maximum number of DSPs allowed; *m* is the initialization value.

**ACTIVE=*nn***

the current number of active INTRDR jobs. This includes the number of INTRDR FCTs and the INTRDR jobs waiting to be processed.

**F=*nnn***

the current number of INTRDR FCTs attached.

**HWATER=*nnnn***

the high water mark value for the INTRDRs.

**Note:** ACTIVE and HWATER are not applicable if there are no IRA control blocks. If there are no IRA control blocks, no INTRDRs have been called.

**System action:** JES3 processing continues.

**Operator response:** None. This is an informational message.

**Module:**

**Containing**  
IATIQAC

**Detecting**  
IATIQAC

**Issuing**  
IATIQAC

**Routing Code:** Note 17

**Descriptor Code:** 5,7

---

### IAT8524

**Explanation:**

▶▶— JOB— *jobname (jobid) stepname*— ON— *main mmmmmm.th*— MIN JOB JMF— (*jobid*)—————▶▶

▶ ACTIVE ON— *main mmmmm.th*— MIN—▶

This message is issued in response to one of the following commands to provide you with the status of jobs currently active on the designated main processor:

\*INQUIRY,A,*main*  
 \*INQUIRY,A,*main*,G=*group*  
 \*INQUIRY,A,*main*,C=*class*  
 \*INQUIRY,A,J=*jobid*

This message is also issued in response to an \*INQUIRY,A,D=JMF command to provide you with the status of the JES3 Monitoring Facility (JMF) dynamic support program (DSP).

In the message text:

*jobname* the name of the active job. (For JMF this is always "JMF").

*jobid* the job identifier of the active job.

*stepname*  
 for batch jobs only, the current step of the active job.

*main* the system on which the job is active.

*mmmmmm.th*  
 for batch jobs only, this is the number of minutes, in tenths of minutes and hundredths of minutes, that the job has been active. For jobs that were identified to JES3 using the "request jobid" function, this is the total time that JES3 has been aware of the job. If the job remains active longer than one year, the active time is reset to zero.

*mmmmmm.th*  
 for JMF only, this is the number of minutes, in tenths of minutes and hundredths of minutes, that the job has been active. This time cannot exceed 10,080 (7 days); it is the maximum allowable time on the \*CALL,JMF command. After a JES3 restart, the active time is reset to zero.

**System action:** JES3 processing continues.

**Operator response:** None. This is an informational message.

**Module:**

Containing	Detecting	Issuing
IATIQMF	IATIQMF	IATIQMF
IATIQAC	IATIQAC	IATIQAC

**Routing Code:** Note 18

**Descriptor Code:** 5,7

---

IAT8525

**Explanation:**

▶▶ INVALID SPOOL PARTITION— *spart*—▶▶

An \*INQUIRY,Q,SP= command was issued to display information for the spool partition named *spart* but the partition name is not defined in this complex.

**System action:** Processing ends for this spool partition name; processing continues for any other spool partitions specified in the command.

**Operator response:** Enter the command with the correct spool partition name.

**Module:**

## IAT8526 • IAT8527

**Containing**  
IATIQAC

**Detecting**  
IATIQAC

**Issuing**  
IATIQAC

**Routing Code:** 2

**Descriptor Code:** 5,7

---

IAT8526

**Explanation:**

▶▶— NO JOBS ACTIVE ON ANY DSP—▶▶

This message is issued to report all DSPs are inactive.

**System action:** JES3 processing continues.

**Operator response:** None. This is an informational message.

**Module:**

**Containing**  
IATIQAC

**Detecting**  
IATIQAC

**Issuing**  
IATIQAC

**Routing Code:** Note 18

**Descriptor Code:** 5,7

---

IAT8527

**Explanation:**

▶▶— *spart*— JOB— *jobname* (*jobid*) *gg,ggg*— TRKGPS,— *ppp%*—▶▶

A spool space user \*INQUIRY command, \*INQUIRY,Q,SP={*spart*| ALL},U,N=*nnn* command, was entered for partition *spart* and the specified job was found to be one of the largest users of spool space in the partition.

In the message text:

*spart*

The name of the spool partition.

*jobname*

The job name.

*jobid*

The job identifier (JOB*nnnnn*).

*gg,ggg*

The number of logical track groups allocated to the job from spool partition *spart*. This value will be displayed as "*\*\*\*,\*\*\**" if the number exceeds 99,999.

*ppp%*

Is *gg,ggg* expressed as a percentage of the total number of track groups in the partition.

**System action:** JES3 processing continues.

**Operator response:** None. This is an informational message.

**Module:**

**Containing**  
IATIQPG

**Detecting**  
IATIQPG

**Issuing**  
IATIQPG

**Routing Code:** 2

**Descriptor Code:** 5,7



---

IAT8528

## Explanation:

▶▶— NO MAIN PROCESSORS DEFINED—▶▶

A main was not selected for this job.

**System action:** JES3 processing continues.

**Operator response:** None. This is an informational message.

## Module:

Containing	Detecting	Issuing
IATIQAC	IATIQAC	IATIQAC

**Routing Code:** Note 18

**Descriptor Code:** 5,7

---

## IAT8529

## Explanation:

▶▶— INVALID EXTENT NAME --- *ddn*—▶▶

An \*INQUIRY,Q,DD= command was issued to display status information for a spool data set but the ddname *ddn* is not the name of a spool data set in this complex.

**System action:** Processing ends for this ddname; processing continues for any other spool data sets specified in the command.

**Operator response:** Enter the command with the correct spool data set name.

## Module:

Containing	Detecting	Issuing
IATIQSP	IATIQSP	IATIQSP

**Routing Code:** Note 18

**Descriptor Code:** 5,7

---

## IAT8530

## Explanation:

▶▶— *mmmmmm*— GRPS,— *nnnnn*— LEFT— (*ppp%*); *uuuuuu*— UNAVAIL,— *dddd*— DRAINED—▶▶

An \*INQUIRY,Q,S command was issued to request display of the overall status of the JES3 spool:

***mmmmmm* GRPS**

The total number of logical track groups that are usable.

***nnnnn* LEFT**

The total number of logical track groups that are not in use.

***ppp%***

The percentage of the total spool space that is not in use.

***uuuuuu* UNAVAIL**

The total number of track groups that are in the UNAVAILABLE spool data sets.

## IAT8531 • IAT8532

dddddd **DRAINED**

The total number of track groups that are in the DRAINED spool data sets.

**System action:** JES3 processing continues.

**Operator response:** None. This is an informational message.

**Module:**

Containing	Detecting	Issuing
IATIQSP	IATIQSP	IATIQSP

**Routing Code:** 2

**Descriptor Code:** 5,7

---

### IAT8531

**Explanation:**

▶▶— NO JOBS FOUND IN SPOOL PARTITION— *spart*—————▶▶

An \*INQUIRY,Q,SP=*spart*,U,N=*nnn* command was entered. There are no jobs that have spool space allocated from the partition. Logical track groups may be allocated from the partition for use by JES3 internal functions, STT, and JES3 initialization data.

**System action:** JES3 processing continues.

**Operator response:** None. This is an informational message.

**Module:**

Containing	Detecting	Issuing
IATIQPG	IATIQPG	IATIQPG

**Routing Code:** Note 18

**Descriptor Code:** 5,7

---

### IAT8532

**Explanation:**

▶▶— REQUEST ABORTED BECAUSE OF A MESSAGE— RESOURCE SHORTAGE—————▶▶

An attempt was made to queue an output message, but the MESSAGE service indicated that the request could not be immediately processed because of a resource shortage.

**System action:** The request is ended. This is done to avoid an AWAIT during which a system resource will be enqueued (ENQ).

**Operator response:** This problem could be the result of a system backlog. Reissue the command.

**Programmer response:** If the error consistently recurs, increase the maximum number of WTO buffers specified using the MLIM parameter of the CONSOLxx parmlib member.

**Module:**

Containing	Detecting	Issuing
IATIQAC	IATCNWO	IATIQAC

**Routing Code:** Note 18

**Descriptor Code:** 5,7

---

IAT8533**Explanation:**

▶▶— *spart1*— WILL NOT OVERFLOW INTO— *spart2, spart3, spart4*—▶▶

An \*INQUIRY,Q,SP=*spart*,O command was issued to display the partition overflow list for one or more spool partitions.

*spart1*

Name of the partition in question.

*spart2*

Name of the partition in which spool space will be allocated if partition *spart1* becomes full.

*spart3*

Name of the partition in which spool space will be allocated if partition *spart2* becomes full.

*spart4*

Name of the partition in which spool space will be allocated if partition *spart3* becomes full.

If one of the partitions is the default, (DEFAULT), will be appended to the end of the partition name. A maximum of three overflow partitions in the overflow chain will be displayed.

**System action:** JES3 processing continues.

**Operator response:** None. This is an informational message.

**Module:**

**Containing**  
IATIQSP

**Detecting**  
IATIQSP

**Issuing**  
IATIQSP

**Routing Code:** 2

**Descriptor Code:** 5,7

---

IAT8534**Explanation:**

▶▶— *main*— IS INVALID MAIN PROC NAME—▶▶

This message is issued in response to an \*INQUIRY,B,*main* command in where the name of the *main* was not valid.

**System action:** JES3 processing continues.

**Operator response:** Correct the *main*, and resubmit the command.

**Problem determination:** See Table III, items 4 and 5.

**Module:**

**Containing**  
IATIQBK

**Detecting**  
IATIQBK

**Issuing**  
IATIQBK

**Routing Code:** Note 18

**Descriptor Code:** 5,7

IAT8535

**Explanation:**

▶▶— ERROR PROCESSING EXTENT REQUEST — REQUEST - CANCELLED—▶▶

This message is issued when you issue a \*MODIFY,Q command to hold or release a specific spool data set or to hold or release all jobs that have data on that data set. An error was detected by macro IATXJBTS. The IATXJBTS macro determines if the job has data on a held data set. For more information about macro IATXJBTS, see *z/OS JES3 Customization*.

**System action:** The command is rejected and JES3 processing continues.

**Operator response:** Contact your system programmer.

**System programmer response:**

1. If this problem occurs often, you can issue the \*FAIL,MODDRVR,DUMP command to fail the MODIFY DSP. This will generate a JES3 abend dump of the system. The system continues to process normally.
2. In the dump, locate the RETURN entry for the IATXJBTS macro.
3. Examine register 15 for the return code from macro IATXJBTS. If register 15 contains:
  - 4 An incorrect JCT address was supplied in the JOBTAT search parameter list. Correct the parameter list. Link-edit the DSP and reissue the command.
  - 8 An incorrect address for the JOBTAT search parameter list was supplied on the JTS parameter of the IATXJBTS macro. Correct the address in the parameter list. Link-edit the DSP and reissue the command.
  - 10 An incorrect JBT address or JDS address was specified in the JOBTAT search parameter list. Correct the address in the parameter list. Link-edit the DSP and reissue the command.
  - 14 An error occurred while JES3 was attempting to read the JDS or JBT. Locate the JESREAD entry in the trace table. Use the JESREAD return codes to correct the problem.
  - 18 The required control block is on an unavailable spool data set.
  - 1C The control block resides at a track group address that is not valid.

**Module:**

<b>Containing</b>	<b>Detecting</b>	<b>Issuing</b>
IATGRWM	IATGRWM	IATGRWM

**Routing Code:** Note 18

**Descriptor Code:** 5,7

IAT8536

**Explanation:**

▶▶— *nnnnn*— NON-SPECIFIC JOBS BACKLOGGED FOR— *main*—▶▶

This message is issued to give the number of nonspecific jobs backlogged for the specified main.

**System action:** JES3 processing continues.

**Operator response:** None. This is an informational message.

**Module:**

<b>Containing</b>	<b>Detecting</b>	<b>Issuing</b>
IATIQBK	IATIQBK	IATIQBK

**Routing Code:** Note 18

**Descriptor Code:** 5,7

---

IAT8537

## Explanation:

▶▶ *spart1*— HAS NO OVERFLOW PARTITION— *main*—▶▶

An \*INQUIRY,Q,SP=*spart*,O command was issued to display the partition overflow list for one or more spool partitions. The partition in question does not allow overflow. *spart1* is the name of the partition in question.

**System action:** JES3 processing continues.

**Operator response:** None. This is an informational message.

## Module:

Containing	Detecting	Issuing
IATIQSP	IATIQSP	IATIQSP

**Routing Code:** 2

**Descriptor Code:** 5,7

---

## IAT8538

## Explanation:

▶▶ *nnnnn*— SPECIFIC JOBS BACKLOGGED FOR— *main*—▶▶

This message is issued to give the number of specific jobs backlogged for the specified main.

**System action:** JES3 processing continues.

**Operator response:** None. This is an informational message.

## Module:

Containing	Detecting	Issuing
IATIQBK	IATIQBK	IATIQBK

**Routing Code:** Note 18

**Descriptor Code:** 5,7

---

## IAT8539

## Explanation:

▶▶ *ddn*— BADTRACK ON— *vol*— CYL=*cyl*— TRK=*trk*— OCCURRED—  
 [ AT INITIALIZATION—  
 [ DURING FORMATTING—  
 [ *yyyy/mm/dd hh:mm:ss*—▶▶

An \*INQUIRY,Q,BT command was issued to display the physical tracks within the JES3 spool which have been flagged as being unusable.

*ddn*

the ddname of the spool data set within which the bad track lies.

*vol*

the volume serial of the DASD volume on which spool data set *ddn* was last known to reside.

*cyl*

the cylinder of the unusable physical track.

*trk*

the unusable physical track.

## IAT8540 • IAT8546

*cccchhh*

the track address of the unusable physical track.

### AT INITIALIZATION

will be displayed if the track was defined by a BADTRACK initialization statement.

### DURING FORMATTING

will be displayed if an error was encountered during formatting of the spool data set.

*yyyy/mm/dd hh:mm:ss*

will be displayed if an error was encountered performing I/O to the track; the date and time that the error was encountered is shown.

**System action:** JES3 processing continues.

**Operator response:** None. This is an informational message.

**Module:**

**Containing**

IATIQSP

**Detecting**

IATIQSP

**Issuing**

IATIQSP

**Routing Code:** 2

**Descriptor Code:** 5,7

---

IAT8540

**Explanation:**

▶▶ *nnnnn*— JOBS BACKLOGGED FOR ANY MAIN—▶▶

This message is issued to give the number of jobs backlogged for all mains.

**System action:** Processing continues.

**Operator response:** None. This is an informational message.

**Module:**

**Containing**

IATIQBK

**Detecting**

IATIQBK

**Issuing**

IATIQBK

**Routing Code:** Note 18

**Descriptor Code:** 5,7

---

IAT8546

**Explanation:**

▶▶ *xxx*— IS AN INVALID

CONSOLE NAME
PARAMETER
ROUTING CODE
DEST CLASS
AUTHORITY LEVEL
COUNT VALUE
SAVEMSG VALUE

An incorrect value *xxx* was specified on an \*I,O command. See *z/OS JES3 Commands* for information and restrictions for these commands.

**System action:** JES3 rejects the command and JES3 processing continues.

**Operator response:** Correct the incorrect value and reissue the \*I command.

**Module:**

<b>Containing</b> IATIQC�	<b>Detecting</b> IATIQC�	<b>Issuing</b> IATIQC�
------------------------------	-----------------------------	---------------------------

**Routing Code:** Note 18**Descriptor Code:** 5,7**IAT8547****Explanation:**

▶▶ NO KNOWN BADTRACKS ◀◀

An \*INQUIRY,Q,BT command was issued to display the physical tracks within the JES3 spool that have been flagged as being unusable, and there are no known unusable tracks.

**System action:** JES3 processing continues.

**Operator response:** None. This is an informational message.

**Module:**

<b>Containing</b> IATIQSP	<b>Detecting</b> IATIQSP	<b>Issuing</b> IATIQSP
------------------------------	-----------------------------	---------------------------

**Routing Code:** 2**Descriptor Code:** 5,7**IAT8551****Explanation:**

▶▶ ERROR READING—BADTRACKS CHECKPOINT— RECORD ◀◀

An \*INQUIRY,Q,BT command was issued to display the physical tracks within the JES3 spool which have been flagged as being unusable. An error was encountered reading the BADTRACK checkpoint record.

**System action:** JES3 processing continues.

**Operator response:** None. There may be BADTRACKS on one or more spool data sets.

**Module:**

<b>Containing</b> IATIQSP	<b>Detecting</b> IATGRCK	<b>Issuing</b> IATIQSP
------------------------------	-----------------------------	---------------------------

**Routing Code:** 2**Descriptor Code:** 5,7**IAT8553****Explanation:**

▶▶ JOB— *jobname (jobid)*— START TIME— (*hh.mm.ss*)— IS INVALID START DATE— (*yy.ddd*)— IS INVALID ◀◀

This message is issued in response to an \*INQUIRY,A command in which an incorrect job start time is detected (job start time/date is greater than current system start time/date).

**System action:** JES3 processing continues.

## IAT8560 • IAT8562

**Operator response:** Ensure that the system time and date are correct. If system time and date are correct, this message continues to be issued in response to an \*INQUIRY,A command until the job ends or until the system time and date are greater than the job starting time and date.

**Module:**

**Containing**  
IATIQC�

**Detecting**  
IATIQC�

**Issuing**  
IATIQC�

**Routing Code:** Note 18

**Descriptor Code:** 5,7

### IAT8560

**Explanation:**

►► *parm* IS INVALID INQUIRY FIELD

This message is issued in response to an \*INQUIRY command in which an incorrect or undefined field was specified. In the message text:

*parm* the incorrect value specified on the INQUIRY command. For an inquiry on a range of device numbers, this value may be up to 11 characters (for example: /1234-/1236).

**System action:** JES3 ignores the command.

**Operator response:** Correct the erroneous field, and resubmit the request.

**Problem determination:** See Table III, item 4.

**Module:**

**Containing**  
IATIQDS

**Detecting**  
IATIQDS

**Issuing**  
IATIQDS

**Routing Code:** Note 18

**Descriptor Code:** 5,7

### IAT8562

**Explanation:**

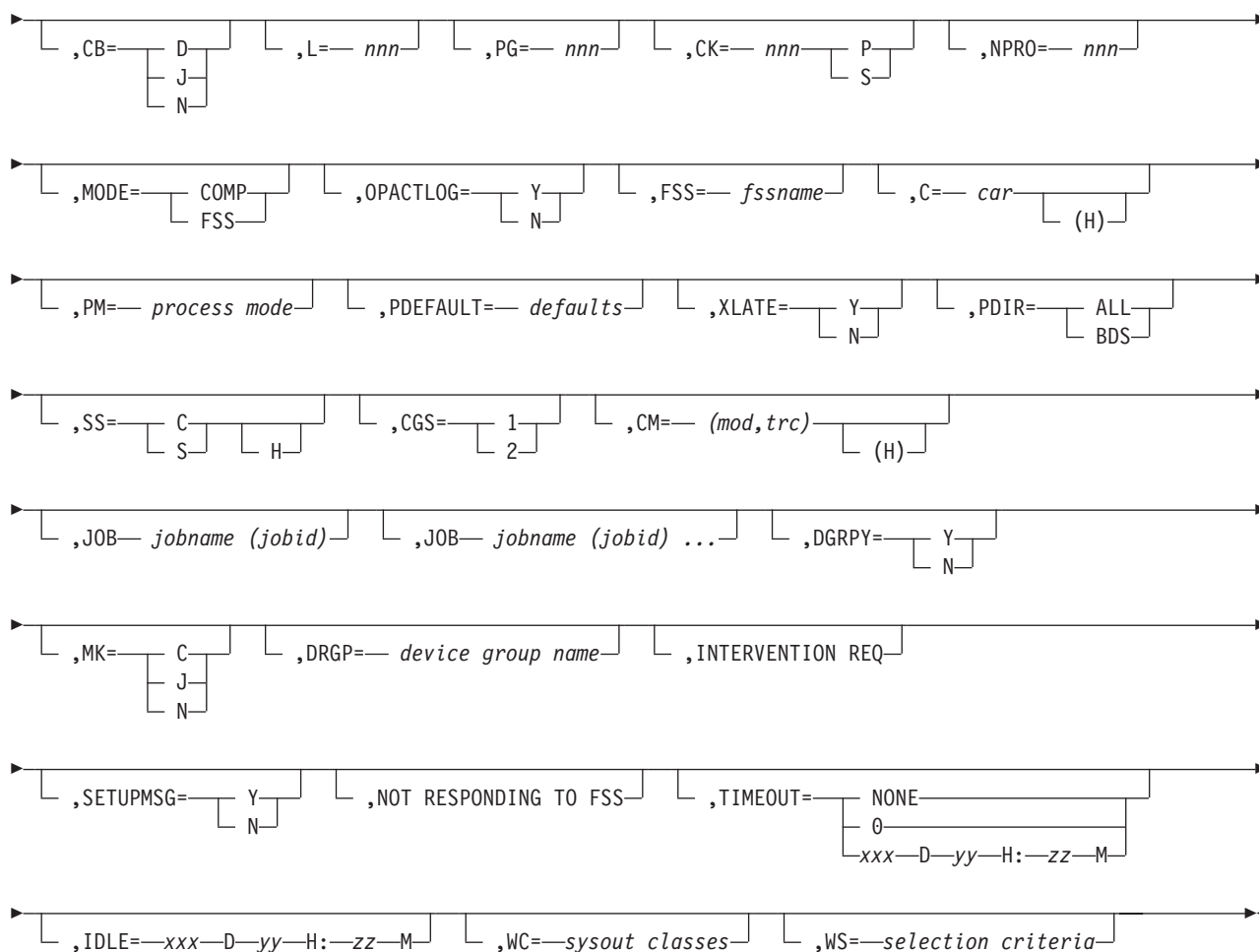
►► ( *AV* ) *,dspname* *,AMBIGUOUS* *,F=*form** (H)

*AC*  
*ACO*  
*OFF*  
*OFN*  
*ACN*

*,U=*train** (H) *CH=*tab** *.tab* ... *,DYN=*Y**  
*N*

*,FL=*overlay** (H) *,H=*Y**  
*N* *,B=*Y** *N* *M* *M* *M=*A**  
*M*





This message is issued in response to the operator command \*I,D,D=*dev* (where *dev* is a device number). If a device is offline because of path reasons, the characters "OFN" will appear in the message. If a device is allocated somewhere in the complex, but is offline because of path reasons to this processor, the characters "ACN" will appear. It is issued once for each device identified by the command. If the device is an active 3800 printer, the display includes the names of all active jobs that have output scheduled to the device that have not yet been stacked. The names appear in sequence starting with the name of the job whose output is closest to the end of the pipe line. The values in all the fields in the message apply to the job whose data sets were most recently sent to the printer (the last job name in the display).

Also included for SNA devices are the *fssname*, *mode* and *NPRO* values for that device. If ambiguous devices are found, a field stating that the device is ambiguous will also be displayed. If "INTERVENTION REQ" is also displayed, then JES3 has been notified that an "intervention condition" exists on the device.

If the device is an active 3800 printer, the display includes the names of all active jobs that have output in the printer's buffer, on the drum, or in the paper line. The names appear in sequence starting with the name of the job whose output is closest to the end of the paper line. The values in all the fields in the message apply to the job whose data sets were most recently sent to the printer (the last job name in the display).

**Note:** The FSS/FSA will notify JES3 about interventions on SNA-attached printers.  
In the message text:

*devname*

The device name as defined on the JNAME initialization statement.

*dev*

The device number.

**AV** Indicates that the device is available (JUNIT status).

**AC** Indicates that the device is active (JUNIT status).

**ACO** Indicates that the device is currently active, but has been varied offline (JUNIT status).

## IAT8562

- OFF** Indicates that the device is offline to JES3 (JUNIT status).
- OFN** Indicates that the device is offline because it has no paths.
- ACN** Indicates that the device is allocated and is offline because of no paths.

### *dspname*

This field appears if the device is currently in use by a JES3 DSP; if the device is in use by a job, the field is blank.

### **AMBIGUOUS**

Indicates that the device is ambiguous.

- F=** Indicates the name of the forms currently in use on the device. H indicates that JES3 cannot change the forms.
- U=** Indicates the ID of the train currently in use on the device. H indicates that JES3 cannot change the train.
- CH=** Specifies the name(s) of the character arrangement table(s) in use for the device. H indicates that JES3 cannot change this characteristic.
- DYN=** Indicates whether the device can be started by JES3 as a dynamic writer (Y) or not (N).
- FL=** Specifies the name of the forms overlay frame in use for the device. H indicates that JES3 cannot change this characteristic.
- H=** Indicates whether header records are to be printed (Y) or not (N).
- B=** Indicates whether burst records are to be printed (Y) or not (N). M indicates that the edges of the burst page or the three blank pages following a job's output are to be marked for ease of separation.
- M=** Indicates whether scheduling is automatic (A) or manual (M).
- CB=** Indicates whether clear-printer processing is being used for a 3800, 4245, or 4248 printer as follows:
  - D** Clear-printer processing is being performed after each data set.
  - J** Clear-printer processing is being performed only at the end of each job.
  - N** Clear-printer processing is not being performed.
- L=** Specifies the maximum or minimum *nnn* number of lines a data set can have to be selected for this device.
- PG=** Specifies the maximum or minimum (*nnn*) number of pages a data set can have to be selected for this device.
- CK=** Specifies the checkpoint interval (*nnn*) for an FSS-supported device in pages (P) or seconds (S).
- NPRO=**

Defines the non-process-run-out interval for this device.
- MODE=**

Defines the FSS (functional subsystem) mode or the COMP (compatibility) operating mode for this device.
- OPACTLOG=**

OPACTLOG=Y specifies that operator command actions will be logged in the output of the displayed device using message IAT7066 or IAT7067. This parameter is only displayed when the OPACTLOG parameter is set to YES for an FSS device. OPACTLOG=N specifies that operator command actions will not be logged in the output. This parameter is only displayed when the OPACTLOG parameter is set to NO for an FSS device.
- FSS=** Defines the *fsname* for this FSS device.
- C=** Indicates the name of the carriage tape currently in use on the device. H indicates that JES3 cannot change the carriage tape.
- PM=** Indicates the process mode(s) defined for this printer or punch device. If the printer is a 3800 model 3 printer, PM indicates the process mode(s) defined for the current device mode.
- PDEFAULT=**

Indicates which JES3 defaults (CHARS, FCB, or NONE (indicating all are applied) ) are not applied to FSS printers.

**XLATE=**

Specifies whether the device translates nondisplay characters to blanks.

**PDIR=** Specifies at what point(s) a peripheral data set information record is sent with a job.

**ALL** Specifies that a PDIR precedes every data set in a job

**BDS** Specifies that a PDIR is sent at the beginning of a job, when JES3 sends the begin destination select (BDS) command.

**SS=** Indicates the stacker option in use on a 3800 printer, as follows:

**S** sheet stacker

**C** continuous forms stacker

**H** Indicates that JES3 cannot change the stacker option.

**CGS=** Indicates the amount of character generation storage in the 3800 printer, as follows:

**1** There is enough storage for 128 characters (2 WCGMs)

**2** There is enough storage for 255 characters (4 WCGMs)

**CM=** Specifies the name of the copy modification module *mod* and the tape reference character *trc* in use for the device. H indicates that JES3 cannot change this characteristic.

**JOB** Specifies the name and number of the job or jobs that are using the device.

**NOTE:** For an FSS device, the display contains job information for the output sent to the FSS. This may be a job that has completed processing on the output device but is being retained by the FSS. See the FSS application documentation (*z/OS MVS Using the Functional Subsystem Interface*) to determine if there is a better way to monitor job status.

**DGRPY=**

If DGRPONLY=Y then only output data sets with a destination equal to the device group will be scheduled to that device. If DGRPONLY=N then that device will accept output data sets with destinations equal to ANYLOCAL, as well as data sets with destinations equal to that device group.

**MK** Specifies that copymarking should be done on:

**C** copies of data sets.

**J** a job basis.

**N** none - no change should be made.

**DGRP=**

The *device group name* that is defined on the initialization stream during initialization.  
DGRP=LOCAL if none is specified.

**INTERVENTION REQ**

Indicates an intervention condition on the device which must be corrected before processing on the device continuing.

**SETUPMSG=**

Indicates whether or not setup message IAT7030 is suppressed for this device (Y) or not (N).

**NOT RESPONDING TO FSS**

JES3 received an indication from the functional subsystem (FSS) indicating that the device is no longer responding to the FSS. To determine why the device is not responding, check the device and/or communication components (for example, VTAM).

To determine what action you need to take to restore the communication from the FSS to the device, see previous messages issued by the FSS and/or communication software.

**TIMEOUT=**

The specified timeout value for writer termination when no more work can be selected by the writer. The specified **TIMEOUT** value can be one of the following:

**NONE** Indicates that the writer will remain active indefinitely.

**0** Indicates that the writer will terminate when no more output can be selected.

## IAT8564

*xxxD yyH:zzM*

Indicates the duration of the timeout: *xxxD* is the timeout value in days (if the timeout value is less than one day, this portion of the message is omitted); *yyH*: is the timeout value in hours; *zzM* is the timeout value in minutes.

**IDLE=** Indicates the time period that the writer has been waiting and unable to select any work: *xxxD* is the idle time period in days (if the idle time value is less than 1 day, this portion of the message is omitted; if the value exceeds 999 days, a maximum of 999 is displayed); *yyH*: is the idle time period in hours; *zzM* is the idle time period in minutes.

**WC=***sysout\_classes*

Specifies one or more sysout classes that the writer can process.

**WS=***selection\_criteria*

Specifies one or more of the following writer selection criteria which are in effect:

- Carriage tape or FCB (C)
- Sysout class (CL)
- Copy modification (CM)
- Data set destination (D)
- Form Requested (F)
- Flash (FL)
- Line or Page Limit (L)
- Stacker (SS)
- Data set priority (P)
- Device type (T)
- Train Image (U)
- Process mode (PM)

**System action:** JES3 processing continues.

**Operator response:** None. This is an informational message.

**Module:**

**Containing**  
IATIQDS

**Detecting**  
IATIQDS

**Issuing**  
IATIQDS

**Routing Code:** Note 18

**Descriptor Code:** 5,7

---

## IAT8564

**Explanation:**

▶ *text* —————▶  
└─ THERE IS NO ADDITIONAL INFORMATION ─┘

This message is issued in response to an \*INQUIRY,J=*jobno*,X command to display extended information for a job. *text* is:

**SCHENV=***schenv*

The scheduling environment associated with the job.

**SRVCLASS=***srvclass*

The job's service class name.

**GROUP=***group (WLM|JES)*

The job's group name and whether the group is JES managed or WLM managed.

**RUN COMMAND**

Indicates that a \*MODIFY,J=*jobno*,RUN command was issued for the job.

**JESLOG=SPIN**

The job produces a log that can be spun off at any time using the command '\*MODIFY,J=job,SPIN'.

**JESLOG=(SPIN, '+hh:mm')**

The job produces a log that is automatically spun off every hh hours and mm minutes; furthermore, the log can be spun off at any time using the command '\*MODIFY,J=job,SPIN'.

**JESLOG=(SPIN, 'hh:mm')**

The job produces a log that is automatically spun off every day at hh:mm; furthermore, the log can be spun off at any time using the command '\*MODIFY,J=job,SPIN'.

**JESLOG=(SPIN, nnn)**

The job produces a log that is automatically spun off every nnn lines; furthermore, the log can be spun off at any time using the command '\*MODIFY,J=job,SPIN'.

**JESLOG=(SPIN, nnnK)**

The job produces a log that is automatically spun off every nnn thousand lines; furthermore, the log can be spun off at any time using the command '\*MODIFY,J=job,SPIN'.

**JESLOG=(SPIN, nnnM)**

The job produces a log that is automatically spun off every nnn million lines; furthermore, the log can be spun off at any time using the command '\*MODIFY,J=job,SPIN'.

**JESLOG=NOSPIN**

The job produces a log but the log cannot be spun off.

**JESLOG=SUPPRESS**

The job does not produce a log.

If there is no extended information to display, THERE IS NO ADDITIONAL INFORMATION is displayed.

**Note:**

1. If a job did not specify JESLOG and the class is defined to either suppress the log or to make it eligible for spinning, JESLOG text will be displayed according to the class definition.
2. JESLOG=NOSPIN will be displayed only if the job specified JESLOG=NOSPIN on the JOB statement. If JESLOG is not specified and the job's class is not defined to make jobs eligible to spin, no JESLOG text will be displayed for the job.

**System action:** JES3 processing continues.

**Operator response:** None. This is an informational message.

**Module:**

**Containing**  
IATGRWJ

**Detecting**  
IATGRWJ

**Issuing**  
IATGRWJ

**Routing Code:** –

**Descriptor Code:** –

IAT8565

**Explanation:**

▶▶ WRITER OUTPUT MULTI-TASKING ENABLED  
DISABLED ▶▶

This message is issued in response to the \*INQUIRY,MT command. It indicates the status of the writer output multi-tasking facility.

**System action:** JES3 processing continues.

**Operator response:** None. This is an informational message.

**Module:**

## IAT8566 • IAT8568

**Containing**  
IATIQMT

**Detecting**  
IATIQMT

**Issuing**  
IATIQMT

**Routing Code:** Note 18,10

**Descriptor Code:** 5,7

---

### IAT8566

**Explanation:**

▶▶— *nnnnn*— DESTINATIONS FOUND—▶▶

This message is issued in response to a \*MODIFY,DEST command. It indicates the number of destinations (*nnnnn*) that were listed.

**System action:** JES3 processing continues.

**Operator response:** None. This is an informational message.

**Module:**

**Containing**  
IATIQDST

**Detecting**  
IATIQDST

**Issuing**  
IATIQDST

**Routing Code:** Note 18

**Descriptor Code:** 5,7

---

### IAT8567

**Explanation:**

▶▶— *main=dev*—  
└─ *main=dev ...* ─▶▶

All the associated processors for a 3800 model 3 are displayed. This message will only be displayed for these devices when the JNAME identifier is specified or included on the \*INQUIRY,D,D= command. The message is repeated until all the mains have been displayed.

**System action:** JES3 processing continues.

**Operator response:** None. This is an informational message.

**Module:**

**Containing**  
IATIQDS

**Detecting**  
IATIQDS

**Issuing**  
IATIQDS

**Routing Code:** Note 18

**Descriptor Code:** 5,7

---

### IAT8568

**Explanation:**

▶▶— DEST— *ddddddd*— IS NOT DEFINED—▶▶

This message is issued in response to an \*INQUIRY,DEST command. The specified destination (*ddddddd*) is not defined.

**System action:** JES3 processing continues.

**Operator response:** Correct the command and reissue it.

**Module:**

Containing	Detecting	Issuing
IATIQDST	IATIQDST	IATIQDST

**Routing Code:** Note 18

**Descriptor Code:** 5,7

IAT8569

**Explanation:**

▶▶— *devname*— - NO NUMBER ASSIGNED TO THIS— FSS DEVICE—▶▶

The current FSS device does not have a device number defined to it.

**System action:** JES3 processing continues.

**Operator response:** None. This is an informational message.

**Module:**

Containing	Detecting	Issuing
IATIQDS	IATIQDS	IATIQDS

**Routing Code:** Note 18

**Descriptor Code:** 5,7

IAT8570

**Explanation:**

▶▶— DEVICE— *dev*— NOT FOUND—▶▶

This message is issued in response to an \*INQUIRY,D command. The designated device cannot be found in the SUPUNITS table. For a remote device, this message is issued if the remote workstation is not active.

**System action:** JES3 processing continues.

**Operator response:** None. This is an informational message.

**Module:**

Containing	Detecting	Issuing
IATIQDS	IATIQDS	IATIQDS

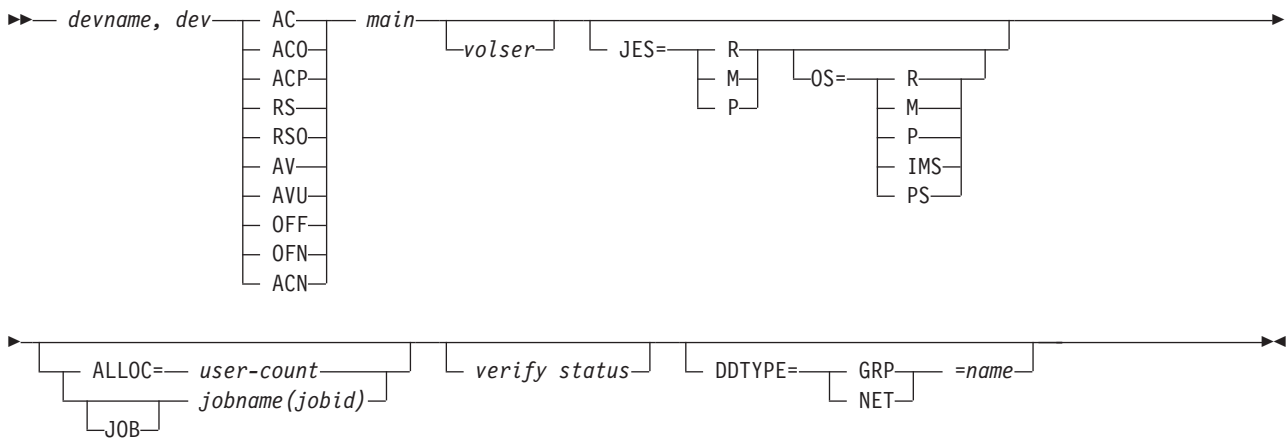
**Routing Code:** Note 18

**Descriptor Code:** 5,7

IAT8572

**Explanation:**

## IAT8572



This message is issued in response to an \*INQUIRY,D command. It provides the device name (XTYPE name) and the address of the device identified by the command, the display status for the device, the mount status for the volume, and allocation information. The terms in the message are:

- AC** the device is in use by a setup job. (XUNIT status)
- ACO** the device is in use but has been varied offline to JES3. (XUNIT status)
- ACP** the device is in use but is pending offline
- RS** the device is reserved by a setup job above a setup barrier. (XUNIT status)
- RSO** the device is reserved but has been varied offline to JES3. (XUNIT status)
- AV** the device is online and not in use. (XUNIT status)
- AVU** the device is online and not in use, but it is in the process of being unloaded.
- OFF** the device is offline to JES3. (XUNIT status)
- OFN** the device is offline because there are no paths available
- ACN** the device is allocated and is offline because there are no paths available

*main* the main to which the device is attached.

*volser* the volume serial number of tape or disk mounted on this device, based on the last volume verification. If the verify status field indicates NO RESP, then the volume serial number of the tape or disk which was previously mounted on the device is given.

**JES=**

- R** the volume (if any) is removable by JES3.
- M** the volume is JES3 mounted.
- P** the volume is permanently resident to JES3.

**OS=**

- R** the volume (if any) is removable to the operating system.
- M** the volume is reserved by the operating system.
- P** the volume is permanently resident to the operating system.
- MS** the volume is reserved by the operating system and is SMS-managed.
- PS** the volume is permanently resident to the operating system and is SMS-managed.

**Note:** The OS= field reflects the last verify for the device inquired on.

**ALLOC=user-count**

this is indicated only if the inquiry is made of a direct-access device which is allocated. The number of users currently allocated to the device is given.



*jobname (jobid)*

this is indicated only if the inquiry is made of allocated devices other than direct-access devices. The job name and the job identifier of jobs allocated to that device are given.

*verify status*

this indicates the results of the last attempt to perform volume verification and may be one of the following:

**VERIFIED**

the volume has completed MDS verification.

**MOUNTED**

the volume is mounted on the indicated device.

**NOT RDY**

the device is not ready.

**NO RESP**

no response has been received from MDS verify on the local.

**I/O ERR**

a permanent I/O error has occurred on the indicated device.

**VOLID ERR**

an error was encountered reading the volume label.

**ALLOCATED**

the device is allocated.

**DUP VOL**

the indicated volume serial number is in use on another device.

**OFFLINE**

the device is offline but contains a permanently resident volume.

**INIT COMP**

the initial MDS verifies are complete ((that is), restart is complete).

**NOT OPR**

the device is not operational.

**EXPD ERR**

the expiration date has not yet been reached.

**LOAD CHK**

a load check error has occurred.

**TIMEOUT**

an execute channel program has timed-out.

**NO DEVICE**

there is no unit control block (UCB) for the indicated device.

**GRP**

the device is dedicated to a job class group.

**NET**

the device is dedicated to a DJC job network.

**name**

the name of the job class group or DJC network ID to which the device is currently dedicated.

**System action:** JES3 processing continues.

**Operator response:** None. This is an informational message.

**Module:**

**Containing**  
IATIQDS

**Detecting**  
IATIQDS

**Issuing**  
IATIQDS

## IAT8574 • IAT8576

**Routing Code:** Note 18

**Descriptor Code:** 5,7

---

IAT8574

**Explanation:**

▶▶ VOL=*vol* NOT FOUND ▶▶

A device with the designated volume serial number cannot be found.

**System action:** JES3 processing continues.

**Operator response:** None. This is an informational message.

**Module:**

Containing	Detecting	Issuing
IATIQDS	IATIQDS	IATIQDS

**Routing Code:** Note 18

**Descriptor Code:** 5,7

---

IAT8575

**Explanation:**

▶▶ NO DEVICES FOUND IN RANGE—*dev-dev* ON GLOBAL IN INQUIRY COMMAND ▶▶

A range of device address or control unit addresses was specified on the \*I,D,D= command. JES3 could not locate any devices in the specified range.

**System action:** JES3 ignores the command and continues processing.

**Operator response:** Correct the specified range and reissue the command.

**Module:**

Containing	Detecting	Issuing
IATIQDS	IATIQDS	IATIQDS

**Routing Code:** Note 18

**Descriptor Code:** 5,7

---

IAT8576

**Explanation:**

▶▶ NO SETUNITS ON—*main* ▶▶

The specified *main* has no devices which require setup.

**System action:** JES3 processing continues.

**Operator response:** None. This is an informational message.

**Module:**

Containing	Detecting	Issuing
IATIQDS	IATIQDS	IATIQDS

Routing Code: Note 18

Descriptor Code: 5,7

IAT8578

**Explanation:**

```

▶▶— NET-ID— djnet— TOT=— nnnnnn— COMP=— nnnnnn— PEND=— nnnnnn— DATE=— nnnnnn————▶▶
▶— TIME=— nnnnnn— MISSC=— 

|   |
|---|
| Y |
| N |

————▶▶

```

This message is issued in response to an \*INQUIRY,N,ID or \*INQUIRY,N command. For the network name given, TOT is the total number of jobs, COMP is the number of jobs that have completed, and PEND is the number of jobs that have abended and are eligible for resubmission. A job is considered PENDING if ABCMP=KEEP is specified in the ||\*NET statement. Otherwise, message IAT8581 is issued with a status of AC. MISSC=Y or N (yes or no) indicates whether there are missing successor jobs and/or missing subnetworks.

**System action:** Processing continues.

**Operator response:** None. This is an informational message.

**Module:**

Containing	Detecting	Issuing
IATIQDC	IATIQDC	IATIQDC

Routing Code: Note 18

Descriptor Code: 5,7

IAT8579

**Explanation:**

```

▶▶— N= OPTION IGNORED ON INQUIRY, RANGE USED————▶▶

```

An \*I,D,D=*dev,dev*,N= \*INQUIRY command was issued to request a list of JES3 and JES3-managed. A range of devices was specified along with a restriction on the number devices that JES3 would display. When a range of devices is requested, JES3 displays all devices within the requested range and ignores the restriction on the number of devices that can be displayed.

**System action:** JES3 continues to process the \*INQUIRY command.

**Operator response:** None. This is an informational message.

**Module:**

Containing	Detecting	Issuing
IATIQDS	IATIQDS	IATIQDS

Routing Code: Note 18

Descriptor Code: 5,7

IAT8580

**Explanation:**

```

▶▶— NET-ID— jobname jobnum nhold ct succesr rel/sch status————▶▶

```

This message is issued in response to an \*INQUIRY,N,ID=*J*= or an \*INQUIRY,N,ID,LIST command. Net ID and job information are given in the message IAT8581 following this message.

## IAT8581

**System action:** JES3 processing continues.

**Operator response:** None. This is an informational message.

**Module:**

Containing	Detecting	Issuing
IATIQDC	IATIQDC	IATIQDC

**Routing Code:** Note 18

**Descriptor Code:** 5,7

---

## IAT8581

**Explanation:**

▶▶—*djnet jobname jobid nhold—succesr rel/sch status*—————▶▶

This message is issued in response to an \*INQUIRY,N,ID=,J= or an \*INQUIRY,N,ID=,LIST command. Net ID and job information are defined as follows:

*djnet*

The name of the DJC network.

*jobname*

The job name.

*jobid*

The job number or job identifier.

*nhold*

The current NHOLD count.

*succesr*

The number of successor jobs to this job.

*rel/sch*

The current RELEASE or SCHEDULE count.

*status*

The current DJC status of the specified job. The STATUS indicators are defined as follows:

**AC** the job completed abnormally

**F** the job failed at the reader/interpreter or the converter/interpreter

**C** the job is complete

**OH** the job is in DJC operator hold

**H** the job is in DJC hold

**N** the job is null

**E** the job is eligible for scheduling and may be active

**System action:** Processing continues.

**Operator response:** None. This is an informational message.

**Module:**

Containing	Detecting	Issuing
IATIQDC	IATIQDC	IATIQDC

**Routing Code:** –

**Descriptor Code:** 5,7

---

IAT8582

## Explanation:

▶▶ NO DJC NETS IN SYSTEM ◀◀

This message is issued in response to an \*INQUIRY,N command. Dependent job control is not active. No jobs in the system have been defined as part of a job net.

**System action:** JES3 processing continues.

**Operator response:** None. This is an informational message.

## Module:

Containing	Detecting	Issuing
IATIQDC	IATIQDC	IATIQDC

**Routing Code:** Note 18

**Descriptor Code:** 5,7

---

## IAT8583

## Explanation:

▶▶ *spart* TOTAL IN USE 

<blank spaces>
BY JOBS
BY JES3

*ggg,ggg* TRKGPS ◀◀

This message is issued in response to an \*INQUIRY,Q,SP={*spart*| ALL},U,N=*nnn* command. The message is issued three times, indicating total track group count, total track group count for JES3 functions, and the total track count usage for active jobs on a partition basis.

Message IAT8527 follows this group of IAT8583 messages to identify the specific jobs or JES3 functions using spool space in the specified partition.

The message might include blank spaces.

In the message text:

*spart* The name of the spool partition.

*ggg,ggg* The total track group usage on the specified partition used by JES3, by jobs, or overall. This value will be displayed as "\*\*\*\*" if the number exceeds 999,999.

**System action:** JES3 processing continues.

**Operator response:** None. This is an informational message.

## Module:

Containing	Detecting	Issuing
IATIQPG	IATIQPG	IATIQPG

**Routing Code:** Note 18

**Descriptor Code:** 5,7

---

## IAT8584

## Explanation:

▶▶ NET-ID— *djnet*— NOT FOUND ◀◀

This message is issued in response to an \*INQUIRY,N command. The specified network has not been defined to the system.

## IAT8586 • IAT8587

**System action:** JES3 processing continues.

**Operator response:** Verify the network name, and reissue the command.

**Module:**

Containing	Detecting	Issuing
IATIQDC	IATIQDC	IATIQDC

**Routing Code:** Note 18

**Descriptor Code:** 5,7

---

### IAT8586

**Explanation:**

▶▶— JOB— *jobname*— FOR NET-ID=— *djnet*— NOT FOUND— *dddd*— DRAINED—▶▶

This message is issued in response to an \*INQUIRY,N command. The specified job is not defined as a DJC job.

**System action:** JES3 processing continues.

**Operator response:** Verify the job name, and reissue the command.

**Module:**

Containing	Detecting	Issuing
IATIQDC	IATIQDC	IATIQDC

**Routing Code:** Note 18

**Descriptor Code:** 5,7

---

### IAT8587

**Explanation:**

▶▶— *spart*— USERS FOUND=— *xxxx*— JES3— *jjjj*— JOBS;— *uuu*— DISPLAYED—▶▶

This is a summary message issued in response to the \*INQUIRY,Q,SP=*spart* | ALL,U,N=*nnn* command.  
In the message text:

*spart* The name of the spool partition to which this summary message applies.

*xxxx* The number of JES3 users found that are using spool space in the indicated spool partition. JES3 users include JES3RJP, JES3INIT, JES3STT, RJP console names, output for JES3 job 0, callable JES3 dynamic support programs (DSPs), and temporary jobs created during JES3 input service.

*jjjj* The number of jobs that use spool space in the indicated spool partition, including JES3 DSPs. Note that a job may use spool space in more than one partition, and will then be displayed in all applicable partitions.

*uuu* The number of users displayed. If you specified N=ALL or N=a value greater than the maximum display value (100), only the maximum (100) is displayed.

**System action:** JES3 processing continues.

**Operator response:** None. This is an informational message.

**Module:**

Containing	Detecting	Issuing
IATIQPG	IATIQPG	IATIQPG

**Routing Code:** Note 18

**Descriptor Code:** 5,7

---

**IAT8588****Explanation:**

▶▶ INVALID CALLING PARAMETERS ◀◀

This message is issued in response to an \*INQUIRY,N command. An incorrect parameter was specified.

**System action:** JES3 ignores the command.

**Operator response:** Verify the parameters, and reissue the command.

**Module:**

Containing	Detecting	Issuing
IATIQDC	IATIQDC	IATIQDC

**Routing Code:** Note 18

**Descriptor Code:** 5,7

---

**IAT8589****Explanation:**

▶▶ CONSOLE DISPLAY | Tabular Information | ROUTE CODE =--(*route*)-- DEST CLASS =--(*dest*)-- ◀◀  
 ▶ [ SWITCHED CONSOLES =--(*swtcons*)-- ] ◀◀

**Tabular Information:**

| --*name cnt swtch ll a sav* |

This is the output from the \*I O command.  
 In the message text:

*name*

Shows the name of the console.

*cnt*

Shows the number of messages waiting to be displayed on this console

*swtch*

Shows the current switch status of the console. If a console name is shown, this console is switched to the *swtch* console.

*ll* Indicates the line length used by JES3 when sending data to this console.

*a* Shows the current JES3 default authority level assigned to the console.

*sav*

Indicates whether or not JES3 is currently saving messages that are being sent to the remote while it is not signed-on.

*route*

Shows the routing codes being received by the console.

*dest*

Shows the JES3 destination classes being received by the console.

*swtcons*

Shows the consoles which are switched to this console.

## IAT8590 • IAT8591

**System action:** None. This is an informational message.

**Operator response:** None. This is an informational message.

**System programmer response:** None. This is an informational message.

**Module:**

**Containing**  
IATIQC�

**Detecting**  
IATIQC�

**Issuing**  
IATIQC�

**Routing Code:** Note 18

**Descriptor Code:** 5,7

---

### IAT8590

**Explanation:**

►►— DEADLINE TYPES ARE—  $x$ —  $\boxed{\begin{matrix} \lrcorner \\ ,y \lrcorner \end{matrix}}$ — ...—►►

This message is issued in response to an \*INQUIRY,L command without a TYPE= parameter.  $x,/y/...$  are the deadline types defined to the JES3 system.

**System action:** JES3 processing continues.

**Operator response:** None. This is an informational message.

**Module:**

**Containing**  
IATIQDL

**Detecting**  
IATIQDL

**Issuing**  
IATIQDL

**Routing Code:** Note 18

**Descriptor Code:** 5,7

---

### IAT8591

**Explanation:**

►►— INQUIRY ON SPOOL SPACE USAGE COMPLETE—►►

This message indicates the spool partition \*INQUIRY command (\*INQUIRY Q,SP=...,U) is complete.

**System action:** JES3 processing continues. This is an informational message.

**Operator response:** None. This is an informational message.

**System programmer response:** None. This is an informational message.

**Module:**

**Containing**  
IATIQPG

**Detecting**  
IATIQPG

**Issuing**  
IATIQPG

**Routing Code:** Note 18

**Descriptor Code:** 5,7

---



## IAT8592

## Explanation:

▶▶ TYPE=*t*, PRTY=  +   *pp*, LEAD=*iii* MINUTES, PINC=  +   →

▶ *pp*, INT=*iii* MINUTES →

This message is issued in response to \*INQUIRY,L,TYPE=*t* command. The keywords specify the current deadline algorithm for the type specified.

**System action:** JES3 processing continues.

**Operator response:** None. This is an informational message.

## Module:

Containing	Detecting	Issuing
IATIQDL	IATIQDL	IATIQDL

**Routing Code:** Note 18

**Descriptor Code:** 5,7

## IAT8593

## Explanation:

▶▶ INQUIRY ON ACTIVE JOBS COMPLETE— *nnnnn*— JOBS DISPLAYED →

This message indicates the active job's \*INQUIRY command (\*INQUIRY A) is complete. It indicates the number of jobs (*nnnnn*) that are displayed.

**System action:** JES3 processing continues. This is an informational message.

**Operator response:** None. This is an informational message.

**System programmer response:** None. This is an informational message.

## Module:

Containing	Detecting	Issuing
IATIQAC	IATIQAC	IATIQAC

**Routing Code:** Note 18

**Descriptor Code:** 5,7

## IAT8594

## Explanation:

▶▶ INVALID DEADLINE TYPE SPECIFIED— *prm* →

This message is issued in response to an \*INQUIRY,L command. Deadline type *prm* has not been defined to JES3.

**System action:** JES3 ignores the command.

**Operator response:** Reissue the command with a valid type specified.

**Problem determination:** See Table III, items 4 and 5.

## Module:

## IAT8595 • IAT8597

**Containing**  
IATIQDL

**Detecting**  
IATIQDL

**Issuing**  
IATIQDL

**Routing Code:** Note 18

**Descriptor Code:** 5,7

---

### IAT8595

**Explanation:**

▶▶— INQUIRY ON JOB QUEUE STATUS COMPLETE— *nnnnn*— JOBS DISPLAYED—▶▶

This message indicates the job queue \*INQUIRY command is complete. It indicates the number of jobs (*nnnnn*) that are displayed.

**System action:** JES3 processing continues. This is an informational message.

**Operator response:** None. This is an informational message.

**System programmer response:** None. This is an informational message.

**Module:**

**Containing**  
IATGRWJ

**Detecting**  
IATGRWJ

**Issuing**  
IATGRWJ

**Routing Code:** Note 18

**Descriptor Code:** 5,7

---

### IAT8596

**Explanation:**

▶▶— INVALID PARAMETER— *parm*—▶▶

This message is issued in response to an \*INQUIRY,L command or to an \*INQUIRY,DEST command. Parameter *parm* is incorrect.

**System action:** JES3 ignores the command.

**Operator response:** Reissue the command with valid parameters.

**Problem determination:** See Table III, items 4 and 5.

**Module:**

**Containing**  
IATIQDL  
IATIQDST

**Detecting**  
IATIQDL  
IATIQDST

**Issuing**  
IATIQDL  
IATIQDST

**Routing Code:** Note 18

**Descriptor Code:** 5,7

---

### IAT8597

**Explanation:**

▶▶—INQUIRY ON JOB PRIORITY COMPLETE— *nnnnn*— JOBS DISPLAYED—▶▶

This message indicates the job priority \*INQUIRY command is complete. It indicates the number of jobs (*nnnnn*) that are displayed.

**System action:** JES3 processing continues. This is an informational message.

**Operator response:** None. This is an informational message.

**System programmer response:** None. This is an informational message.

**Module:**

Containing	Detecting	Issuing
IATGRWJ	IATGRWJ	IATGRWJ

**Routing Code:** Note 18

**Descriptor Code:** 5,7

## IAT8598

**Explanation:**

▶▶—DEADLINE IS NOT DEFINED—IN THE START DECK—▶▶

This message is issued in response to an \*INQUIRY,L command. Deadline scheduling was not specified in the JES3 initialization stream.

**System action:** JES3 processing continues.

**Operator response:** None. This is an informational message.

**Problem determination:** See Table III, items 4 and 5.

**Module:**

Containing	Detecting	Issuing
IATIQDL	IATIQDL	IATIQDL

**Routing Code:** Note 18

**Descriptor Code:** 5,7

## IAT8599

**Explanation:**

▶▶— INQUIRY ON GMC COMPLETE—▶▶

This message indicates the GMS \*INQUIRY command (\*INQUIRY G,...) is complete.

**System action:** JES3 processing continues. This is an informational message.

**Operator response:** None. This is an informational message.

**System programmer response:** None. This is an informational message.

**Module:**

Containing	Detecting	Issuing
IATIQGM	IATIQGM	IATIQGM

**Routing Code:** Note 18

**Descriptor Code:** 5,7

## IAT8600 • IAT8602

---

### IAT8600

**Explanation:**

▶▶— xxx— IS AN INVALID FIELD—▶▶

This message is issued in response to an \*INQUIRY command in which an incorrect parameter was specified.

**System action:** JES3 ignores the command.

**Operator response:** Resubmit the command, using correct parameters.

**Module:**

Containing	Detecting	Issuing
IATIQDV	IATIQDV	IATIQDV

**Routing Code:** Note 18

**Descriptor Code:** 5,7

---

### IAT8601

**Explanation:**

▶▶— MISSING INQUIRY PARAMETER—▶▶

An \*INQUIRY command was entered in which a required parameter was omitted.

**System action:** JES3 ignores the command.

**Operator response:** Correct the \*INQUIRY command, and resubmit it.

**Module:**

Containing	Detecting	Issuing
IATIQDV	IATIQDV	IATIQDV

**Routing Code:** Note 18

**Descriptor Code:** 5,7

---

### IAT8602

**Explanation:**

▶▶— TOO MANY INQUIRY PARAMETERS—▶▶

The number of fields in the command exceeds the maximum number of possible fields.

**System action:** JES3 ignores the command.

**Operator response:** Resubmit the \*INQUIRY command using correct parameters.

**Module:**

Containing	Detecting	Issuing
IATIQDV	IATIQDV	IATIQDV

**Routing Code:** Note 18

**Descriptor Code:** 5,7

---

---

**IAT8603****Explanation:**

▶▶— *con2*— IS AN INVALID CONSOLE—▶▶

This message is issued in response to an \*INQUIRY,O=*con1*, CONS=*con2* command which requested that the response to the inquiry be directed to another console, *con2*. The designated console is incorrect.

**System action:** JES3 ignores the command.

**Operator response:** Verify the console name, and resubmit the command.

**Module:**

Containing	Detecting	Issuing
IATIQDV	IATIQDV	IATIQDV

**Routing Code:** Note 18

**Descriptor Code:** 5,7

---

**IAT8604****Explanation:**

▶▶— INVALID MULTIPLE INQUIRY FIELD—▶▶

More than one multiple field was specified in an \*INQUIRY command.

**System action:** JES3 ignores the command.

**Operator response:** Correct the field, and resubmit the \*INQUIRY command.

**Module:**

Containing	Detecting	Issuing
IATIQDV	IATIQDV	IATIQDV

**Routing Code:** Note 18

**Descriptor Code:** 5,7

---

**IAT8605****Explanation:**

▶▶—SYNTAX ERROR AT— *xxx*—▶▶

A syntax error was detected at the specified field within the command.

**System action:** JES3 ignores the command.

**Operator response:** Resubmit the \*INQUIRY command using proper command syntax.

**Module:**

Containing	Detecting	Issuing
IATIQDV	IATIQDV	IATIQDV

**Routing Code:** Note 18

**Descriptor Code:** 5,7

## IAT8606 • IAT8608

---

### IAT8606

#### Explanation:

▶▶— xxx— IS INVALID FIELD—▶▶

The indicated field is incorrect.

**System action:** JES3 ignores the command.

**Operator response:** Correct the field, and resubmit the \*INQUIRY command.

#### Module:

**Containing**  
IATIQQU

**Detecting**  
IATIQQU

**Issuing**  
IATIQQU

**Routing Code:** Note 18

**Descriptor Code:** 5,7

---

### IAT8607

#### Explanation:

▶▶—INQUIRY ON SPOOL PARTITION—STATUS COMPLETE—▶▶

This message indicates the spool partition status command (\*INQUIRY Q,SP=...) is complete.

**System action:** JES3 processing continues. This is an informational message.

**Operator response:** None. This is an informational message.

**System programmer response:** None. This is an informational message.

#### Module:

**Detecting**  
IATIQSP

**Issuing**  
IATIQSP

**Containing**  
IATIQSP

**Routing Code:** Note 18

**Descriptor Code:** 5,7

---

### IAT8608

#### Explanation:

▶▶—INQUIRY ON RJP COMPLETE—▶▶

JES3 issues this message in response to the \*INQUIRY,D,T command to indicate that the device inquiry is complete.

**System action:** JES3 processing continues. This is an informational message.

**Operator response:** None

#### Module:

**Containing**  
IATIQRJ

**Detecting**  
IATIQRJ

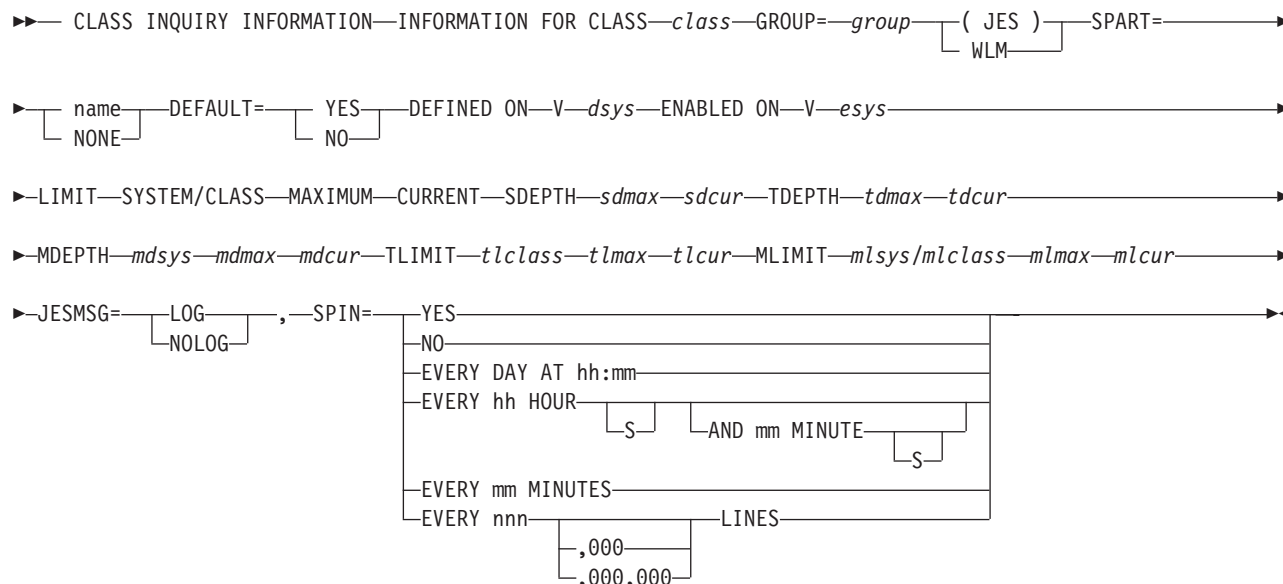
**Issuing**  
IATIQRJ

**Routing Code:** Note 18

**Descriptor Code:** 5

## IAT8609

## Explanation:



This message is issued in response to the \*INQUIRY,C=*class* command.  
 In the message text:

- class* The name of the class for which information is being displayed.
- group* The name of the group associated with the class.
- spart* The name of the spool partition associated with the class.
- dsys* A system in the complex where the class is defined.
- esys* A system in the complex where the class is enabled.
- sdmx* The maximum SDEPTH for the class.
- sdcu* The current SDEPTH for the class.
- tdmx* The maximum TDEPTH for the class.
- tdcu* The current TDEPTH for the class.
- mdsys* The system for which the class being displayed has a maximum depth.
- mdmx* The maximum MDEPTH for the class on the given system *mdsys*.
- mdcu* The current MDEPTH for the class on the given system *mdsys*.
- tlclass* The class for which the class being displayed has a maximum total limit.
- tlmx* The maximum TLIMIT for the given class *tlclass*.
- tlcu* The current TLIMIT for the given class *tlclass*.
- mlsys* The system for which the class being displayed has a main limit by class.
- mlclass* The class for which the class being displayed has a main limit for the given system *mlsys*.
- mlmx* The maximum MLIMIT for the given main and class *mlsys* and *mlclass*.
- mlcu* The current MLIMIT for the given main and class *mlsys* and *mlclass*.
- hh* The hour or hour interval at which automatic spinoff for jobs in the class occurs.
- mm* The minute or minute interval at which automatic spinoff for jobs in the class occurs.
- nnn* The line interval at which automatic spinoff for jobs in the class occurs.

## IAT8610 • IAT8612

**System action:** JES3 processing continues. This is an informational message.

**Operator response:** None

**Module:**

**Containing**  
IATIQCLS

**Detecting**  
IATIQCLS

**Issuing**  
IATIQCLS

**Routing Code:** Note 18

**Descriptor Code:** 5,7

---

### IAT8610

**Explanation:**

▶▶—JOB— *jobno*— NOT FOUND—▶▶

This message is issued in response to an \*INQUIRY,J= command. The indicated job number is not being used.

**System action:** JES3 processing continues.

**Operator response:** None. This is an informational message.

**Module:**

**Containing**  
IATIQQU

**Detecting**  
IATIQQU

**Issuing**  
IATIQQU

**Routing Code:** Note 18

**Descriptor Code:** 5,7

---

### IAT8611

**Explanation:**

▶▶—INQUIRY ON SPOOL DATA SET—STATUS COMPLETE—▶▶

JES3 issue this message to indicate that the spool data set status command (\*INQUIRY Q,DD=...) is complete.

**System action:** JES3 processing continues. This is an informational message.

**Operator response:** None.

**System programmer response:** None.

**Module:**

**Detecting**  
IATIQSP

**Issuing**  
IATIQSP

**Containing**  
IATIQSP

**Routing Code:** Note 18

**Descriptor Code:** 5,7

---

### IAT8612

**Explanation:**

▶▶—PRTY— *prty*, — *prty*, — *prty*— HELD—▶▶

This message is issued in response to an \*INQUIRY,Q,H command. It identifies those job priorities currently in a hold state in the JES3 queue.



**System action:** JES3 processing continues.

**Operator response:** None. This is an informational message.

**Module:**

Containing	Detecting	Issuing
IATIQQU	IATIQQU	IATIQQU

**Routing Code:** Note 18

**Descriptor Code:** 5,7

### IAT8613

**Explanation:**

```

▶▶—END OF—┌───────────┐—TABLE REACHED—▶▶
            │           │
            │ SETUNITS │
            └──┬──┬──┘
              │ │
              │ │
              └─┴─┘
              SUPUNITS
  
```

This message is issued in response to an \*INQUIRY,D command. The end of the specified table has been reached.

**System action:** JES3 continues processing.

**Operator response:** None. This is an informational message.

**Module:**

Containing	Detecting	Issuing
IATIQDS	IATIQDS	IATIQDS

**Routing Code:** Note 18

**Descriptor Code:** 5,7

### IAT8614

**Explanation:**

```

▶▶—┌ L=— lname—┐—DOES NOT EXIST—▶▶
    │           │
    │ T=— wsname—┘
  
```

This message is issued in response to an \*INQUIRY command which requested BSC RJP or SNA RJP workstation or BSC RJP line information. An incorrect line or workstation name was specified.

**System action:** JES3 ignores the command.

**Operator response:** Resubmit the \*INQUIRY command with a valid name specified.

**Problem determination:** See Table III, items 4 and 5.

**Module:**

Containing	Detecting	Issuing
IATIQRJ	IATIQRJ	IATIQRJ

**Routing Code:** Note 18

**Descriptor Code:** 5,7

## IAT8615 • IAT8617

---

### IAT8615

#### Explanation:

▶— JES3 IS PACING THE INQUIRY FCT DUE TO A— MESSAGE BUFFER SHORTAGE—▶

An \*INQUIRY,D command was issued that resulted in more than 200 messages (because either N=ALL or a value greater than N=200 was specified on the command). The high number of messages caused A JES3 console buffer shortage (IAT7186). To avoid making the shortage worse, JES3 will use AWAIT processing to pace the INQUIRY FCT during processing of the command response.

**System action:** JES3 processing continues. This message will remain outstanding until the shortage is relieved and the command response finishes. During this time other \*INQUIRY commands will be enqueued to be processed after the \*INQUIRY,D command completes.

**Operator response:** No action is required. If, however, you want to process other \*INQUIRY commands before this command has finished processing, issue a \*FAIL,INQDRVR command to cancel the original JES3 \*INQUIRY,D command processing. (JES3 will stop pacing the INQUIRY FCT and process other \*INQUIRY commands.)

**Programmer response:** No action is required. You can, however, cancel this command and reissue it, or another, after you have increased either WTO buffers or JES3 console buffers. For information on how to increase the buffer size, see message IEA404A (for WTO buffers) or the CONSTD initialization statement located in *z/OS JES3 Initialization and Tuning Reference* (for JES3 Console buffers).

#### Module:

Containing	Detecting	Issuing
IATIQDS	IATIQDS	IATIQDS

---

### IAT8616

#### Explanation:

▶—  $\left. \begin{array}{l} \text{lname} \\ \text{wsname} \end{array} \right\} \begin{array}{l} \text{ONLINE} \\ \text{OFFLINE} \\ \text{INACTIVE} \\ \text{STARTED} \\ \text{ddn} \end{array}$ —▶

This message is issued in response to an \*INQUIRY command which requested BSC RJP line or BSC RJP or SNA RJP workstation status. The message is issued for each line or workstation specified, based on the parameters of the inquiry.

**System action:** JES3 processing continues.

**Operator response:** None. This is an informational message.

#### Module:

Containing	Detecting	Issuing
IATIQRJ	IATIQRJ	IATIQRJ

**Routing Code:** Note 18

**Descriptor Code:** 5,7

---

### IAT8617

#### Explanation:

▶— DLOG STATUS -- *status*—▶

This message is issued in response to an \*INQUIRY O,DLOG command which requested that the status of the JES3 hardcopy log (DLOG) be displayed. The *status* is one of the following:

**DISABLED**

DLOG is disabled

**ENABLED BUT INACTIVE**

DLOG is enabled (i.e. the DLOG option is turned on) but the JES3DLOG address space is not active.

**ACTIVATE IN PROGRESS**

DLOG is in the process of being activated. That is, the JES3DLOG address space is started and JES3 is waiting for it to initialize.

**ACTIVE**

DLOG is active and is ready to process messages.

**ACTIVE AND SUSPENDED**

DLOG is active but is suspended temporarily because of a WTL buffer shortage or because SYSLOG is not active.

**DEACTIVATE IN PROGRESS**

DLOG is in the process of being deactivated. That is, the JES3DLOG address space has been posted for termination processing, and JES3 is waiting for it to terminate.

**System action:** None. The state of DLOG is displayed.

**Operator response:** None. This is an informational message.

**Module:**

**Containing**

IATIQCEN, IATCNDS

**Detecting**

IATCNDS

**Issuing**

IATIQCEN

**Routing Code:** Note 18

**Descriptor Code:** 5,7

**IAT8618****Explanation:**

```

▶▶ [ lname ] [ wsname ] [ SNA RJP ] NOT SIGNED ON, [ TRACE ON ] [ TRACE OFF, ] PL= n [ ,RDRS HELD ]
▶ SPOOLED MSG= nn

```

JES3 issues this message in response to an \*INQUIRY command that requested the status of a BSC RJP line or workstation or a SNA RJP workstation. The designated line or workstation is not signed on. If SNA RJP is included in the message text, the specified workstation is a SNA RJP workstation; otherwise, the workstation or line is BSC RJP.

TRACE ON or TRACE OFF indicates the status of the SNA RJP trace facility. Tracing can be specified even if the workstation is not signed on. The trace facility is specified using the TRACE=ON parameter of the RJPWS initialization statement or the \*MODIFY,T command.

PL=n indicates the number of times an incorrect password will be allowed on a SNA RJP workstation before logons from that workstation are rejected. Use the PL=n parameter of the RJPWS initialization statement or the \*MODIFY,T command to specify the password limit.

SPOOLED MSG= indicates the number of messages spooled for this workstation. Messages may be spooled while the workstation is signed off, for later delivery when the workstation signs on. The message count is updated for each line of a message. For instance, each line of a multi-line message will cause the count to be incremented. Therefore, the number of unique message ids may be less than the count displayed on the 'SPOOLED MSG=' parameter. This option is controlled by the SAVEMSG keyword of the CONSOLE initialization statement and the \*F O command.

**System action:** JES3 processing continues.

**Operator response:** None. This is an informational message.

## IAT8619 • IAT8621

### Module:

Containing	Detecting	Issuing
IATIQRJ	IATIQRJ	IATIQRJ

Routing Code: Note 18

Descriptor Code: 5,7

---

### IAT8619

#### Explanation:

▶▶ INQUIRY ON BACKLOG COMPLETE ◀◀

This message is issued in response to the \*INQUIRY,B command.

**System action:** JES3 continues processing.

**Operator response:** None. This is an informational message.

### Module:

Containing	Detecting	Issuing
IATIQBCT	IATIQBCT	IATIQBCT
IATIQBK	IATIQBK	IATIQBK

Routing Code: Note 18

Descriptor Code: 5,7

---

### IAT8620

#### Explanation:

▶▶ IAT8620 [ RJP ] NOT IN SYSTEM ◀◀  
[ SNARJP ]

No lines or workstations were defined to JES3 during initialization; therefore, no line or workstation status is available.

**System action:** JES3 ignores the command.

**Operator response:** None. This is an informational message.

### Module:

Containing	Detecting	Issuing
IATIQRJ	IATIQRJ	IATIQRJ

Routing Code: Note 18

Descriptor Code: 5,7

---

### IAT8621

#### Explanation:

▶▶ SRVCLASS MODE EXECUTING SCHEDULED NOT SCHED [ *srvclass* ] [ JES ] *nnn nnn nnn* ◀◀  
[ WLM ]

This message is issued in response to the \*INQUIRY,B,SRVCLASS= command to display a summary of all jobs in main service that use the specified service class. The message contains the

- service class name
- job class group's mode for jobs that are using the service class
- number of jobs executing
- number of jobs that were scheduled for main service and not executing
- number of jobs that are waiting to be scheduled for main service

This message appears in two forms:

IAT8621 SRVCLASS MODE EXECUTING SCHEDULED NOT SCHED

IAT8621 srvc class mode nnn nnn nnn

**System action:** JES3 continues processing.

**Operator response:** None. This is an informational message.

**Module:**

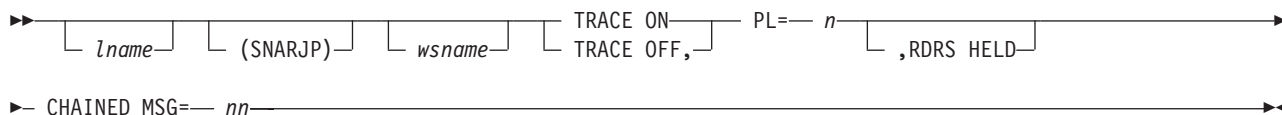
<b>Containing</b>	<b>Detecting</b>	<b>Issuing</b>
IATIQBCT	IATIQBCT	IATIQBCT

**Routing Code:** Note 18

**Descriptor Code:** 5,7

**IAT8622**

**Explanation:**



This message is issued in response to an \*INQUIRY command that requested the status of a BSC RJP line or workstation or a SNA RJP workstation. The designated line or workstation is signed on. RDRS HELD indicates that jobs submitted from the workstation will enter the system in hold status. This setting is controlled using the H (hold) or R (release) parameter of the \*MODIFY,T command. TRACE ON or TRACE OFF indicates the status of the SNA RJP trace facility. Tracing can be specified even if the workstation is not signed on. Use the TRACE=ON parameter of the RJPWS initialization statement or the \*MODIFY,T command to enable the TRACE facility. CHAINED MSG= indicates the number of message lines queued in JES3 storage for this workstation. PL=n indicates the number of times an incorrect password will be allowed on a SNA RJP workstation before logons from that workstation are rejected. Use the PL=n parameter of the RJPWS initialization statement or the \*MODIFY,T command to specify the password limit.

**System action:** JES3 processing continues.

**Operator response:** None. This is an informational message.

**Module:**

<b>Containing</b>	<b>Detecting</b>	<b>Issuing</b>
IATIQRJ	IATIQRJ	IATIQRJ

**Routing Code:** Note 18

**Descriptor Code:** 5,7

**IAT8623**

**Explanation:**



## IAT8624

▶ *nnn nnn nnn* ◀

This message is issued in response to the \*INQUIRY,B,C= command and displays the following information for the specific job class (C=*class*) or for all job classes (C=ALL).

- Whether initiators for the group are managed by JES3 or WLM.
- The JES3 DSP associated with the jobs.
- For main service, the number of jobs that are executing (only batch jobs are included).
- The number of jobs that have been scheduled for C/I or main service (only batch jobs are included). For main service, this does not include jobs that are executing.
- The number of jobs that are waiting to be scheduled for C/I or main service (only batch jobs are included).

This message has two forms:

```
IAT8623 CLASS MODE FUNCTION EXECUTING SCHEDULED NOT SCHED
IAT8623 cls mode dsp nnn nnn nnn
```

**System action:** JES3 continues processing.

**Operator response:** None. This is an informational message.

**Module:**

Containing	Detecting	Issuing
IATIQBCT	IATIQBCT	IATIQBCT

**Routing Code:** Note 18

**Descriptor Code:** 5,7

## IAT8624

### Explanation:

▶▶ *devname*, [AL] [AV] [OFF] [AC] [ACO] [UA] [JOB— *dspname* (*jobid*)] [TO LU=— *luname*] [REAL] [SIMU] ◀◀

This message is issued in response to an \*INQUIRY,D,T=*tname* command. It gives the status of devices at the indicated workstation, as follows:

**AL** allocated, not active

**AV** available, not active

**OFF** offline, not active

**AC** active

**ACO** active with a pending offline request; the DSP requesting the device is given

**UA** indicates that the device is unavailable. This indicator is displayed only after the terminal has signed on

*jobno* is the job number associated with the device or DSP

*jobid* is the job identifier associated with the device or DSP

If the inquiry is of a SNA RJP workstation, the logical unit being used by the device is given as *luname*.

**REAL** indicates that the terminal has a real console

**SIMU** indicates that the terminal has a simulated console

**System action:** JES3 processing continues.

**Operator response:** If the workstation is functioning normally, no response is needed. Otherwise, make sure the devices specified as being active are ready.



## IAT8627 • IAT8628

### Module:

**Containing**  
IATIQRJ

**Detecting**  
IATIQRJ

**Issuing**  
IATIQRJ

**Routing Code:** Note 18

**Descriptor Code:** 5,7

---

### IAT8627

#### Explanation:

▶▶ GROUP MODE FUNCTION EXECUTING— SCHEDULED NOT SCHED—▶▶

▶▶  
└─ group ─┬─ JES ─┬─ MAIN ─┬─ nnn nnn nnn ─┬─▶▶  
          └─ WLM ─┬─ CI ─▶▶

This message is issued in response to the \*INQUIRY,B,C= command and displays the following information for a specific job class group (GROUP=group) or for all job class groups (GROUP=ALL):

- Whether initiators for the group are managed by JES3 or WLM.
- The JES3 DSP associated with the jobs.
- For main service, the number of jobs that are executing (only batch jobs are included).
- The number of jobs that have been scheduled for C/I or main service (only batch jobs are included). For main service, this does not include jobs that are executing.
- The number of jobs that are waiting to be scheduled for C/I or main service (only batch jobs are included).

This message has two forms:

```
IAT8627 GROUP MODE FUNCTION EXECUTING SCHEDULED NOT SCHED  
IAT8627 group mode dsp      nnn      nnn      nnn
```

**System action:** JES3 continues processing.

**Operator response:** None. This is an informational message.

### Module:

**Containing**  
IATIQBCT

**Detecting**  
IATIQBCT

**Issuing**  
IATIQBCT

**Routing Code:** -

**Descriptor Code:** -

---

### IAT8628

#### Explanation:

▶▶ xxx IS INVALID - REQUEST IGNORED—▶▶

This message is issued in response to an \*INQUIRY command which requested BSC RJP or SNA RJP workstation information.

**System action:** JES3 ignores the command.

**Operator response:** Resubmit the command.

**Problem determination:** See Table III, items 4 and 5.

### Module:

**Containing**  
IATIQRJ

**Detecting**  
IATIQRJ

**Issuing**  
IATIQRJ



Routing Code: Note 18

Descriptor Code: 5,7

---

IAT8629

## Explanation:

▶— SPOOL READ ERROR DURING INQUIRY FOR—  $\left\{ \begin{array}{l} \textit{lname} \\ \textit{wsname} \end{array} \right\}$  —————▶

A disk-resident control block could not be read from spool.

**System action:** If the inquiry is for all lines or all workstations, the system continues with the next line or workstation.

**Operator response:** None. This is an informational message.

**Problem determination:** See the I/O error trace output that will be printed.

## Module:

Containing	Detecting	Issuing
IATIQRJ	IATIQRJ	IATIQRJ

Routing Code: Note 18

Descriptor Code: 5,7

---

IAT8630

## Explanation:

▶—  $\textit{lname}$ — CR—  $\textit{nnn}$ ,— IR—  $\textit{nnn}$ ,— BO—  $\textit{nnn}$ ,— EC—  $\textit{nnn}$ ,— DC—  $\textit{nnn}$ ,— OR—  $\textit{nnn}$ ,— LD—  $\textit{nnn}$ —▶  
▶— T0—  $\textit{nnn}$ —▶

This message is issued in response to an \*INQUIRY,T,L= $\textit{lname}$ ,STAT command. The message specifies the number and types of I/O errors that occurred on the line. The abbreviations used are:

CR- command reject  
 IR- intervention required  
 BO- bus out check  
 EC- equipment check  
 DC- data check  
 OR- data overrun  
 LD- lost data  
 TO- timeout

**System action:** Message IAT8632 is issued.

**Operator response:** None. This is an informational message.

## Module:

Containing	Detecting	Issuing
IATIQRJ	IATIQRJ	IATIQRJ

Routing Code: Note 18

Descriptor Code: 5,7

## IAT8631 • IAT8633

---

### IAT8631

#### Explanation:

▶▶— NODE— *nodename*— NETHOLD=— 

YES
NO

—▶▶

This message is issued in response to an \*INQUIRY,NJE,NAME=*nodename*,NETHOLD command. The message indicates whether the incoming SYSOUT that appears to be NETDATA is to be held for TSO RECEIVE (NETHOLD=YES) or be placed on the writer queue if the destination is a JES3 device or remote workstation (NETHOLD=NO).

**System action:** JES3 processing continues.

**Operator response:** None. This is an informational message.

#### Module:

Containing	Detecting	Issuing
IATIQNJ	IATIQNJ	IATIQNJ

**Routing Code:** Note 18

**Descriptor Code:** 5,7

---

### IAT8632

#### Explanation:

▶▶— *lname*— TOTAL ERRORS— *nnn*— TOTAL TRANSMISSIONS— *nnn*—▶▶

This message follows message IAT8630. It summarizes the errors recorded on the designated RJP line.

**System action:** JES3 processing continues.

**Operator response:** None. This is an informational message.

#### Module:

Containing	Detecting	Issuing
IATIQRJ	IATIQRJ	IATIQRJ

**Routing Code:** Note 18

**Descriptor Code:** 5,7

---

### IAT8633

#### Explanation:

▶▶— NETHOLD IS VALID ONLY FOR THE HOME NODE—▶▶

This message is issued in response to an \*INQUIRY,NJE,NAME=*nodename*,NETHOLD command. The NETHOLD parameter is only valid if the specified node is the home node.

**System action:** JES3 ignores the command.

**Operator response:** Resubmit the command using valid parameters.

#### Module:

Containing	Detecting	Issuing
IATIQNJ	IATIQNJ	IATIQNJ

Routing Code: Note 18

Descriptor Code: 5,7

---

IAT8634

## Explanation:

```

▶▶— lname— ERROR STATISTICS HAVE BEEN RESET—▶▶

```

This message is issued in response to the command \*INQUIRY,T,L=*lname*,STAT,R after the recording area has been cleared. The R subparameter in the \*INQUIRY command resets the error statistics for a line and will affect the contents of the SMF type-48 record that is created when the workstation signs off.

**System action:** JES3 processing continues.

**Operator response:** None. This is an informational message.

## Module:

Containing	Detecting	Issuing
IATIQRJ	IATIQRJ	IATIQRJ

Routing Code: Note 18

Descriptor Code: 5,7

---

IAT8635

## Explanation:

```

▶▶— NO WORKSTATIONS FOUND— ONLINE—▶▶
      | WITH TRACE ON |

```

This message is issued in response to an \*INQUIRY,D,T=ALL,ONLINE command or an \*INQUIRY,D,T=ALL,TRACEON command about the status of BSC RJP and SNA RJP workstations. NO WORKSTATIONS FOUND ONLINE indicates that no workstations were signed on. NO WORKSTATIONS FOUND WITH TRACE ON indicates that no SNA RJP workstations had the SNA RJP trace indicator on. (Both online and offline SNA RJP workstations are checked for the trace indicator.)

**System action:** JES3 processing continues.

**Operator response:** None. This is an informational message.

## Module:

Containing	Detecting	Issuing
IATIQRJ	IATIQRJ	IATIQRJ

Routing Code: Note 18

Descriptor Code: 5,7

---

IAT8636

## Explanation:

```

▶▶— DEST=— ddddddd— TYPE=— USERID—▶▶
      | DEVICE |

```

This message is issued in response to an \*INQUIRY,DEST command. It displays information about the defined destination (*ddddddd*).

**System action:** JES3 processing continues.

## IAT8637 • IAT8639

**Operator response:** None. This is an informational message.

**Module:**

Containing	Detecting	Issuing
IATIQDST	IATIQDST	IATIQDST

**Routing Code:** Note 18

**Descriptor Code:** 5,7

---

### IAT8637

**Explanation:**

▶▶ — NO DEFINED DESTINATIONS FOR NJE —▶▶

This message is issued in response to an \*INQUIRY,DEST command. It indicates that no destinations are defined.

**System action:** JES3 processing continues.

**Operator response:** None. This is an informational message.

**Module:**

Containing	Detecting	Issuing
IATIQDST	IATIQDST	IATIQDST

**Routing Code:** Note 18

**Descriptor Code:** 5,7

---

### IAT8638

**Explanation:**

▶▶ — BATCH JOBS WITH THE SAME NAME ARE [NOT] —ALLOWED TO BE SCHEDULED FOR MAIN —▶▶

This message is issued in response to both the \*MODIFY,Q,DUPJOBNM= and \*I,Q,DUPJOBNM commands. It displays whether or not multiple batch jobs of the same name may be scheduled for the MAIN SE.

**System action:** JES3 processing continues.

**Operator response:** None. This is an informational message.

**Module:**

Containing	Detecting	Issuing
IATIQSP	IATIQSP	IATIQSP
IATMOSP	IATMOSP	IATMOSP

**Routing Code:** 2

**Descriptor Code:** 5,7

---

### IAT8639

**Explanation:**

▶▶ — BATCH JOBS WITH THE SAME NAME ARE [NOT] —ALLOWED TO BE SCHEDULED FOR MAIN —▶▶

This message is issued in response to the \*MODIFY WANTDUMP operator command. *keyword* is either LIMIT or INTERVAL. *nm* is the value assigned by JES3.

**System action:** JES3 processing continues.

**Operator response:** None required. The system programmer should note that the LIMIT and INTERVAL parameters must both be specified when WANTDUMP=YES is specified.

**Module:**

Containing	Detecting	Issuing
IATMOMT	IATMOMT	IATMOMT

**Routing Code:** -

**Descriptor Code:** -

#### IAT8641

**Explanation:**

▶▶—REQUEST IS INVALID FROM A CONSOLE NOT—DEFINED TO JES3—▶▶

The \*I,O=\* command has been entered from a console not defined to JES3.

**System action:** JES3 rejects the command and continues processing.

**Operator response:** Use the MVS DISPLAY C command described in *z/OS MVS System Commands* to display information on MCS-managed consoles.

**Module:**

Containing	Detecting	Issuing
IATIQCEN	IATIQCEN	IATIQCEN

**Routing Code:** Note 18

**Descriptor Code:** 5,7

#### IAT8642

**Explanation:**

▶▶—OUTSERV INQUIRY RESPONSE—CARRIAGE=n, CB=x, CDSTOCK=nnnn,—▶▶

▶—CHARS=xxnn, FLASH ID=xxxx, FLASH COUNT=nnn,—MODIFY=xxxx, MODRC=nnn, NPRO=xx, OUTLIM=nnnnnnnn,—▶

▶—OUTSVFCT=nn, SNAGROUP=xx, stacker=x, TRAIN=xx,—FORMS=nxxx, THRESHOLD=nnnnnnnnn, WC=xxxx,—▶

▶—WS=(xx, . . . ,xx)—EXTOENUM=xxx—OUTSERV INQUIRY RESPONSE COMPLETE—▶▶

This message is issued in response to an \*INQUIRY OUTSERV command. For each keyword applicable to the OUTSERV initialization statement, the current status of the keywords are displayed.

**System action:** JES3 processing continues.

**Operator response:** None.

**Programmer response:** None. This is an informational message.

**Module:**

Containing	Detecting	Issuing
IATIQOSV	IATIQOSV	IATIQOSV

**Routing Code:**

**Descriptor Code:**

## IAT8643

IAT8643

### Explanation:

▶▶—MAIN INQUIRY INFORMATION—INFORMATION FOR MAINPROC—*name*—————▶▶

▶| Short Information | Extended Information |—————▶▶

### Short Information:

|—FMID=*fmid*—STATUS=—  
| OFFLINE | CONNECTED | ATTACHED | GLOBAL |  
| NOT-CONNECTED | NOT-ATTACHED | LOCAL |  
| DOWN |  
| JESXCF-ERROR |

### Extended Information:

|—PLEVEL=*p1*—SLEVEL=*s1*—ID=*id*—MDEST=*mdest*—SELECT=*select*—SPART=—  
| NONE | TRKGRPS=(*pri,sec*)————▶

▶—JESMSGLMT=(*limit,intvl*)—FIXPAGE=*fixpage*—PRTPAGE=(*csa,aux*)—USRPAGE=*usrpage*————▶

This message is issued in response to an \*INQUIRY,MAIN command. For an \*INQUIRY,MAIN=*name*, information about the requested main processor is returned. For an \*INQUIRY,MAIN=ALL, information about all main processors is returned.

The status indicators are:

- Online status, in which the following text can appear:

#### ONLINE

The processor has been varied on line to the global, or was defined (explicitly or by default) as being initially on line to the global at initialization time.

#### OFFLINE

The processor has been varied off line to the global, or was defined explicitly as being initially on line to the global at initialization time. The status OFFLINE is also displayed if the processor has been flushed.

- Connect status, in which the following text can appear:

#### CONNECTED

The processor has connected to the global and is capable of receiving jobs.

#### NOT-CONNECTED

The processor has not connected to the global.

- JES3 status as viewed by JESXCF, in which the following text can appear:

#### DOWN

Either the processor is completely down, or JES3 has never attached to JESXCF since the processor was IPLed.

#### ATTACHED

JES3 has initialized and attached to JESXCF.

#### NOT-ATTACHED

JES3 was previously attached to JESXCF, but has been brought down.

#### JESXCF-ERROR

The attach status of JES3 could not be obtained because of an error.

- Global status, in which the following text can appear:

#### GLOBAL

The processor is the JES3 global.

**LOCAL**

The processor is a JES3 local.

If the X parameter is specified (\*INQUIRY,MAIN=name,X or \*INQUIRY,MAIN=ALL,X) then short and extended information are returned; otherwise only short information is returned.

In the message text:

*name* The name of the main processor for which information is being returned.  
*fmid* The JES3 FMID level of the main processor.  
*pl* The JES3 product level of the main processor.  
*sl* The JES3 service level of the main processor.  
*id* The message prefix id of the main processor, as defined by the ID= parameter on the MAINPROC initialization statement.

**MDEST**

The message destination class of the main processor, as defined by the MDEST= parameter on the MAINPROC initialization statement.

**SELECT**

The select mode of the main processor, as defined by the SELECT= parameter on the MAINPROC initialization statement.

**SPART** The default spool partition for jobs that run on this main processor, as defined by the SPART= parameter on the MAINPROC initialization statement. If no partition is defined, the text NONE is displayed.

*pri* The default primary track group allocation for jobs that run on this main processor, as defined by the TRKGRPS= parameter on the MAINPROC initialization statement.

*sec* The default secondary track group allocation for jobs that run on this main processor, as defined by the TRKGRPS= parameter on the MAINPROC initialization statement.

*limit* The maximum number of messages that a job can issue within a given time interval before a warning message is issued, as defined by the JESMSGLMT= parameter on the MAINPROC initialization statement.

*intvl* The time interval for the above message limit, as defined by the JESMSGLMT= parameter on the MAINPROC initialization statement.

*fixpage* The number of pages that are fixed at initialization time for this main processor, as defined by the FIXPAGE= parameter on the MAINPROC initialization statement.

*csa* The number of pages that are allocated in the Common Storage Area for this main processor, as defined by the PRTPAGE= parameter on the MAINPROC initialization statement.

*aux* The number of pages that are allocated in the JES3 Auxiliary address space (JES3AUX) for this main processor, as defined by the PRTPAGE= parameter on the MAINPROC initialization statement.

*usrpage* The number of pages that JES3 uses for each open SYSOUT data set, as defined by the USRPAGE= parameter on the MAINPROC initialization statement.

**System action:** JES3 processing continues. This is an informational message.

**Operator response:** None. However, if the text JESXCF-ERROR appears in either the FMID or the status, notify the system programmer.

**System programmer response:** If the text JESXCF-ERROR appears in either the FMID or the status, search problem reporting databases for a fix for the problem. If no fix exists, contact the IBM Support Center.

**Module:**

**Containing**  
IATIQMPC

**Detecting**  
IATIQMPC

**Issuing**  
IATIQMPC

**Routing Code:** Note 18

**Descriptor Code:** 5, 7

## IAT8644 • IAT8646

---

### IAT8644

#### Explanation:

▶▶—INQUIRY MAIN ERROR, MAIN NAME—*name*—NOT FOUND—▶▶

This message is issued in response to an \*INQUIRY,MAIN command. The command requested information for a main processor name that does not exist.

In the message text:

*name* The main processor name requested in the command.

**System action:** JES3 processing continues. This is an informational message.

**Operator response:** Correct and reissue the command.

**System programmer response:** None.

#### Module:

Containing	Detecting	Issuing
IATIQMPC	IATIQMPC	IATIQMPC

**Routing Code:** Note 18

**Descriptor Code:** 5, 7

---

### IAT8645

#### Explanation:

▶▶—SYSOUT INQUIRY RESPONSE—RESPONSE FOR SYSOUT CLASS A—CARRIAGE=*n*, TYPE=(*xxxxx*), CHNSIZE=*xx*,▶▶

▶—DEST=*xxxxxxx*, FORMS=*nxxx*, SPART=*xxxxn*,—STACKER=*x*, TRAIN=*xx*, THRESHOLD=*nnnnnnnn*,▶

▶—HOLD=*xxx*, TRKGRPS=(*nnn,nnn*), TRUNC=*xxx*, INT=*xxx*,—COMPACT=*xxx*, CONTROL=*xxx*, MODIFY=*xxxx*,▶

▶—MODRC=*nnn*, OVFL=*xx*, PRTY=*nn*, COPIES=*n*—SYSOUT INQUIRY RESPONSE COMPLETE—▶▶

This message is issued in response to an \*INQUIRY SC=*class*|ALL command. For each class, the defined attribute(s) for the SYSOUT class is displayed. If class attributes were not defined but are, effectively, defaulted to through the OUTSERV statement, the default values will be provided in the command response.

**System action:** JES3 processing continues.

**Operator response:** None.

**Programmer response:** None. This is an informational message.

#### Module:

Containing	Detecting	Issuing
IATIQSC	IATIQSC	IATIQSC

**Routing Code:**

**Descriptor Code:**

---

### IAT8646

#### Explanation:

▶▶—OPTIONS INQUIRY RESPONSE—DUMP=*xxxxx*, DUMPLINS=*nnnnnn*,▶▶



```

▶-DUPJOBNM=xx, DUPLOGON=xxx, WANTDUMP=xxx, LIMIT=nn,—INTERVAL=nn, INTRDR=nnnnnn,——————▶
▶-JOBNO=(nnnnnn,nnnnnn,nnnnnn), MT=xx, SE=nn,—XCFCRPNM=xxxx, JOBTRACK=xxxx,—————▶
▶-OPTIONS INQUIRY RESPONSE COMPLETE—————▶

```

This message is issued in response to an \*INQUIRY OPTIONS command. For each keyword applicable to the OPTION initialization statement, the current status of the keywords are displayed.

**System action:** JES3 processing continues.

**Operator response:** None.

**Programmer response:** None. This is an informational message.

**Module:**

Containing	Detecting	Issuing
IATIQOPN	IATIQOPN	IATIQOPN

**Routing Code:**

**Descriptor Code:**

---

IAT8647

**Explanation:**

```

▶▶-STANDARDS INQUIRY RESPONSE—CARDS=(nnnnn,xxxxxxx,nnn), LINES=(nnnnnn,xxxxxxx,nnn),————▶
▶-BYTES=(nnnnnnnnn,xxxxxxx,nnn), PAGES=(nnnnnnnnn,xxxxxxx,nnn),————▶
▶-CICNT=(nnn,nnn), CIBATCH=xxx, CIDEMAND=xxx,—ALTJCL=xxxxxxx, PSTCNT=(nnnnn,nnnnn), DBGCLASS=x,—▶
▶-FAILURE=xxxxx, MAXJOBST=nnnnnnnn, MAXASST=nnnnnnnn,—————▶
▶-JESMSG=xxxxx, PRTY=nn, SETUP=xxx, SYSLINES=(nnnnnnn,nnn),————▶
▶-THWSSEP=xxxxxx, INTPMID=nx, STCPMID=nx, TSOPMID=nx,—INTPROC=nx, STCPROC=nx, TSOPROC=nx————▶
▶-STANDARDS INQUIRY RESPONSE COMPLETE————▶

```

This message is issued in response to an \*INQUIRY STD command. For each keyword applicable to the STANDARDS initialization statement, the current status of the keywords are displayed.

**System action:** JES3 processing continues.

**Operator response:** None.

**Programmer response:** None. This is an informational message.

**Module:**

Containing	Detecting	Issuing
IATIQSTD	IATIQSTD	IATIQSTD

**Routing Code:**

**Descriptor Code:**

---

## IAT8648 • IAT8650

---

### IAT8648

#### Explanation:

►►—NODE—*nodename*—SPART=—*spart*—◄◄

This message is issued in response to an \*INQUIRY,NJE,NAME=*nodename*,SP command. The messages indicates the spool partition to which the inbound NJE stream from that node will be written.

**System action:** JES3 processing continues.

**Operator response:** None.

**Programmer response:** None. This is an informational message.

#### Module:

Containing	Detecting	Issuing
IATIQNJ	IATIQNJ	IATIQNJ

**Routing Code:** Note 18

**Descriptor Code:** 5, 7

---

### IAT8649

#### Explanation:

►►— *linename - nodename*— IN QUIESCE MODE—◄◄

This message is issued in response to an \*I,NJE or \*I,NJE,N=*nodename*,LINE command. A remote node is in the process of sending a job or a SYSOUT data stream to the local node and the local node has initiated a security request to the security product. Until the security request completes, the local node is indicating to the remote node that no more data for the stream should be sent.

**System action:** JES3 processing continues.

**Operator response:** No action is necessary unless a line remains in quiesce mode for an inordinate amount of time. This may indicate that the security product is unable to complete the request. This may result from the security product data base or that the security request is hung. To recover from this condition, cancel the line by using the \*C,*linename*,I command. After the security product or the security product data base have been cleared up, restart the line by using the \*X,NJE,N=*nodename* command.

#### Module:

Containing	Detecting	Issuing
IATIQNJ	IATIQNJ	IATIQNJ

**Routing Code:** Note 18

**Descriptor Code:** 5,7

---

### IAT8650

#### Explanation:

►►— BSC NETWORKING IS NOT IN USE—◄◄

This message is issued in response to the \*INQUIRY,NJE when networking is not active.

**System action:** JES3 processing continues.

**Operator response:** None. This is an informational message.

#### Module:

**Containing**  
IATIQNJ

**Detecting**  
IATIQNJ

**Issuing**  
IATIQNJ

**Routing Code:** Note 18

**Descriptor Code:** 5,7

#### IAT8651

##### Explanation:

▶▶ *linename - nodename*— RESTARTING—▶▶

This message, issued in response to the \*INQUIRY,NJE command, indicates that the specified line has ended.

**System action:** JES3 tries to reconnect the line after the restart delay (as specified in the NJERMT initialization statement) has expired.

**Operator response:** None. This is an informational message.

##### Module:

**Containing**  
IATIQNJ

**Detecting**  
IATIQNJ

**Issuing**  
IATIQNJ

**Routing Code:** Note 18

**Descriptor Code:** 5,7

#### IAT8652

##### Explanation:

▶▶ *linename - nodename*— I/O ACTIVE—▶▶

This message, issued in response to the \*INQUIRY,NJE command, indicates that data is being sent, received, or both across the specified line.

**System action:** JES3 processing continues.

**Operator response:** None. This is an informational message.

##### Module:

**Containing**  
IATIQNJ

**Detecting**  
IATIQNJ

**Issuing**  
IATIQNJ

**Routing Code:** Note 18

**Descriptor Code:** 5,7

#### IAT8653

##### Explanation:

▶▶ *linename - nodename*— ACTIVE—▶▶

This message, issued in response to the \*INQUIRY,NJE command, indicates that the local and remote nodes are connected but are currently in an idle mode.

**System action:** JES3 processing continues.

**Operator response:** None. This is an informational message.

## IAT8654 • IAT8656

### Module:

<b>Containing</b> IATIQNJ	<b>Detecting</b> IATIQNJ	<b>Issuing</b> IATIQNJ
------------------------------	-----------------------------	---------------------------

**Routing Code:** Note 18

**Descriptor Code:** 5,7

---

### IAT8654

#### Explanation:

▶▶ *lname - nodename*— STARTING—▶▶

This message, issued in response to the \*INQUIRY,NJE command, indicates that the line has been started at the local node, but has not been connected to the remote node.

**System action:** JES3 processing continues.

**Operator response:** None. This is an informational message.

### Module:

<b>Containing</b> IATIQNJ	<b>Detecting</b> IATIQNJ	<b>Issuing</b> IATIQNJ
------------------------------	-----------------------------	---------------------------

**Routing Code:** Note 18

**Descriptor Code:** 5,7

---

### IAT8655

#### Explanation:

▶▶ NETWORK NOT ASSIGNED TO SYSTEM—▶▶

This message, issued in response to the \*INQUIRY,NJE command, indicates that the networking capability was not defined in the JES3 initialization stream.

**System action:** JES3 processing continues.

**Operator response:** None. This is an informational message.

### Module:

<b>Containing</b> IATIQNJ	<b>Detecting</b> IATIQNJ	<b>Issuing</b> IATIQNJ
------------------------------	-----------------------------	---------------------------

**Routing Code:** Note 18

**Descriptor Code:** 5,7

---

### IAT8656

#### Explanation:

▶▶ *linename - nodename*— CANCEL REQUESTED—▶▶

This message, issued in response to the \*INQUIRY,NJE command, indicates that the line has been canceled.

**System action:** JES3 processing continues.

**Operator response:** None. This is an informational message.

**Module:**

**Containing**  
IATIQNJ

**Detecting**  
IATIQNJ

**Issuing**  
IATIQNJ

**Routing Code:** Note 18

**Descriptor Code:** 5,7

**IAT8657****Explanation:**

▶▶ *lname* - *nodename*— LINE TERMINATING—▶▶

This message, issued in response to the \*INQUIRY,NJE command, indicates that the line is ending.

**System action:** JES3 processing continues.

**Operator response:** None. This is an informational message.

**Module:**

**Containing**  
IATIQNJ

**Detecting**  
IATIQNJ

**Issuing**  
IATIQNJ

**Routing Code:** Note 18

**Descriptor Code:** 5,7

**IAT8658****Explanation:**

▶▶ *parm*—  
COMMAND— - INVALID—▶▶

This message is issued in response to an \*INQUIRY,NJE command in which an incorrect parameter *parm* was specified. COMMAND appears in the message when the incorrect parameter cannot be determined.

**System action:** JES3 ignores the command.

**Operator response:** Resubmit the command, using the correct parameters.

**Module:**

**Containing**  
IATIQNJ

**Detecting**  
IATIQNJ

**Issuing**  
IATIQNJ

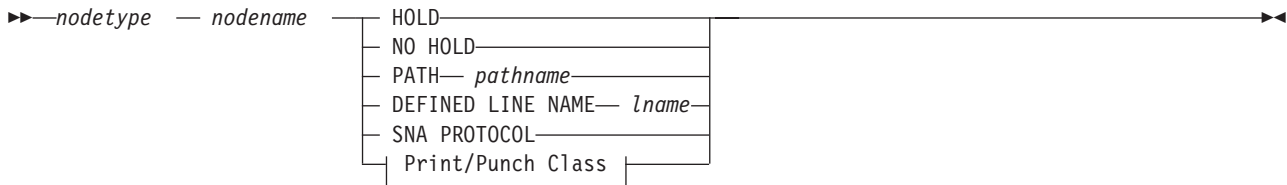
**Routing Code:** Note 18

**Descriptor Code:** 5,7

## IAT8659

IAT8659

### Explanation:



### Print/Punch Class:

|— PRTDEF— *prtclass*— PRITSO— *tsoclass*— PRTXWRTR— *xwrclass*— PUNDEF— *punclass*—|

This message is issued in response to an \*INQUIRY,NJE,NAME=*nodename* command. Various information about the requested node name is included in this message. DEFINED LINE NAME is displayed if the node is a directly connected binary synchronous (BSC) node; SNA PROTOCOL is displayed if the specified node is allowed to receive and send a network job using SNA protocols. The default print, external writer, TSO, and punch classes are displayed if the node is the home node or an alias.

In the message text:

#### *nodetype*

The type of the node being displayed.

#### HOME

The node being displayed is the home node.

#### ALIAS

The node being displayed is an alias of the home node.

#### NODE

The node being displayed is a directly or indirectly connected BSC or SNA node.

#### *nodename*

The name of the node for which information is being displayed.

#### hold

A hold status of either HOLD or NOHOLD.

#### *pathname*

The path of the node if the requested node is directly or indirectly connected. If the node is directly connected and the path has not been modified through the \*MODIFY,NJE,NAME=*node*,PATH=*path* command, the node's path is itself.

#### *lname*

The name of the line, if the requested node is directly connected.

#### *prtclass*

The default print class as defined by the PRTDEF keyword on the home node or alias definition.

#### *tsoclass*

The default TSO class as defined by the PRITSO keyword on the home node or alias definition.

#### *xwrclass*

The default external writer as defined by the PRTXWTR keyword on the home node or alias definition.

#### *punclass*

The default punch as defined by the PUNDEF keyword on the home node or alias definition.

**System action:** JES3 processing continues.

**Operator response:** None. This is an informational message.

**Module:**

Containing  
IATIQNJ

Detecting  
IATIQNJ

Issuing  
IATIQNJ

Routing Code: Note 18

Descriptor Code: 5,7

#### IAT8660

##### Explanation:

▶▶— NODE— *nodename*— ACTIVE LINES— *lname*— 

RCV
NORCV

—————▶▶

This message is issued in response to an \*INQUIRY,NJE,NAME=*nodename*,LINE command. In addition to the line status messages for the specified node *nodename* and linename, RCV|NORCV status for active lines for the specified node are given. RCV indicates node is receiving. NORCV indicates node is not receiving.

**System action:** JES3 processing continues.

**Operator response:** None. This is an informational message.

##### Module:

Containing  
IATIQNJ

Detecting  
IATIQNJ

Issuing  
IATIQNJ

Routing Code: Note 18

Descriptor Code: 5,7

#### IAT8661

##### Explanation:

▶▶— NODE— *nodename*— NJESNDER— *sendername*—————▶▶

This message is issued in response to an \*INQUIRY,NJE,NAME=*nodename*,SNDR command. The *nodename* and NJE logical sender device names for the specified node are given.

**System action:** JES3 processing continues.

**Operator response:** None. This is an informational message.

##### Module:

Containing  
IATIQNJ

Detecting  
IATIQNJ

Issuing  
IATIQNJ

Routing Code: Note 18

Descriptor Code: 5,7

#### IAT8662

##### Explanation:

▶▶— PARAMETER— 

SNDR
LINE
RETRYCT

— IS VALID ONLY FOR A BSC CONNECTED NODE—————▶▶

This message is issued in response to a \*I NJE, NAME=*nodename*, { SNDR | LINE | RETRYCT } command. The SNDR, LINE, or RETRYCT parameter is not correct for a node that does not use BSC protocols.

## IAT8663 • IAT8665

**System action:** JES3 ignores the command.

**Operator response:** Resubmit the command using the valid parameters for a BSC node.

**Module:**

Containing	Detecting	Issuing
IATIQNJ	IATIQNJ	IATIQNJ

**Routing Code:** Note 18

**Descriptor Code:** 5,7

---

### IAT8663

**Explanation:**

▶▶— NODE— *nodename*— , RETRYCT=— *nnn*—▶▶

This message is issued in response to a \*INQUIRY NJE,NAME=*nodename*,RETRYCT=*nnn* command. The *nodename* and RETRYCT values for the specified node are given.

**System action:** JES3 processing continues.

**Operator response:** None. This is an informational message.

**Module:**

Containing	Detecting	Issuing
IATIQNJ	IATIQNJ	IATIQNJ

**Routing Code:** Note 18

**Descriptor Code:** 5,7

---

### IAT8664

**Explanation:**

▶▶— NODE— *nodename*— PASSWORDS WILL BE SENT— 

ENCIPHERED
IN CLEAR TEXT

—▶▶

This message is issued in response to an \*I, NJE,NAME=*nodename*,PENCRYP command. It specifies whether the passwords will be sent to the specified node encrypted or in clear text.

**System action:** JES3 processing continues.

**Operator response:** None. This is an informational message.

**Module:**

Containing	Detecting	Issuing
IATIQNJ	IATIQNJ	IATIQNJ

**Routing Code:** Note 18

**Descriptor Code:** 5,7

---

### IAT8665

**Explanation:**

▶▶— JOB— *jobname* (*jobid*)— MAIN ELIGIBILITY HAS BEEN— HAS BEEN CHANGED—▶▶



An \*FJ=*nnnn*,M=*mains* command was issued to change the job's main eligibility.

**System action:** The specified job is restarted through JES3 C/I processing and will continue using the new list of main processors.

**Operator response:** None. This is an informational message.

**Module:**

Containing	Detecting	Issuing
IATGRWM	IATGRWM	IATGRWM

**Routing Code:** Note 18

**Descriptor Code:** 5,7

## IAT8666

**Explanation:**

▶▶— JOB— *jobname (jobid)*— MAIN CHANGE REJECTED — *reasontext*—▶▶

An \*FJ=*nnnn*,M=*mains* command was issued to change the job's main eligibility but the command was rejected for one of the following reasons (*reasontext*):

### JOB IS INELIGIBLE

- The job is a proclib update job.
- The job is a demand select job.
- The job is already in execution.
- The job is has completed execution.
- The job is in MDS restart.
- The job is active in some other function except main service.
- The job does not require main service.

### MAINS ARE INCONSISTENT WITH JOB CLASS

The main processors specified are not eligible to run with the job's job class.

### *nnnnnnn* IS AN INVALID MAIN NAME

An incorrect main name was specified on the \*FJ=*nnnn*,M=*nnnnn* command.

**System action:** The command is rejected.

**Operator response:** If MAINS ARE INCONSISTENT WITH JOB CLASS is displayed, correct the command so that the mains specified are eligible to run with the job's job class. You can issue an \*FJ=*nnnnn*,CL=*class* command to change the job's job class.

**Module:**

Containing	Detecting	Issuing
IATGRWM	IATGRWM	IATGRWM

**Routing Code:** Note 18

**Descriptor Code:** 5,7

## IAT8667

**Explanation:**

▶▶— JOB— *jobname (jobid)*— HAS BEEN FORCE— SCHEDULED—▶▶

An \*FJ=*nnnn*,SCHED command was issued to force scheduling of a job.

## IAT8668 • IAT8669

**System action:** JES3 ignores most constraints that prevent a job from being scheduled.

**Operator response:** None. This is an informational message.

**Module:**

Containing	Detecting	Issuing
IATGRWM	IATGRWM	IATGRWM

**Routing Code:** Note 18

**Descriptor Code:** 5,7

---

### IAT8668

**Explanation:**

▶▶— NO JMQS EXIST ON THE JMQ CHAIN—xxxxxx---JMQ(S) EXISTS FOR JOB jobname (jobid)—————▶  
▶—\*\*\*\*\*---JMQ(S) EXISTS FOR JOB jobname (jobid)—————▶▶

This message is issued in response to an \*INQUIRY JMQ command.

xxxxxx

A numeric value from 1 to 999999.

\*\*\*\*\*

Used when the numeric value exceeds 999999.

**System action:** Processing continues.

**Operator response:** None. This is an informational message.

**Module:**

Containing	Detecting	Issuing
IATIQQU	IATIQQU	IATIQQU

**Routing Code:** Note 18

**Descriptor Code:** 5,7

---

### IAT8669

**Explanation:**

▶▶—WANTDUMP SET TO—xxx,—INTERVAL=—nn,—LIMIT=—mm—————▶▶

This message is issued in response to the \*INQUIRY WANTDUMP operator command.

In the message text:

xxx The WANTDUMP option. The possible values are YES, NO or ASK. The INTERVAL and LIMIT values are only displayed for the YES option.

**System action:** None.

**Operator response:** None. This is an informational message.

**Module:**

Containing	Detecting	Issuing
IATIQMT	IATIQMT	IATIQMT
IATMOMT	IATMOMT	IATMOMT

Routing Code: 18,10

Descriptor Code: 5,7

---

IAT8670**Explanation:**

▶▶— AN ERROR OCCURRED WHILE ATTEMPTING TO— ACCESS THE JCT DATA SPACE—▶▶

An error occurred while attempting to access the JCT data space. Message IAT4085 follows describing the action taken by JES3.

**System action:** The data space function is disabled. JES3 continues processing.

**Operator response:** Notify the system programmer. Once the problem is fixed, hot start JES3 to create the data space.

**Programmer response:** Examine the system dump to determine the cause of the failure.

**Module:**

Containing	Detecting	Issuing
IATGRJX	IATGRJX	IATGRJX
IATGRJX	IATABRT	IATGRJX

Routing Code: 10

Descriptor Code: 5,7,11

---

IAT8671**Explanation:**

▶▶— \*\*\*\*\* (GRJX) JOB— *jobname (jobid)*— CATASTROPHIC ERROR QUIESCED \*\*\*\*\*—▶▶

**Note:** This message is repeated eight times.

An unrecoverable error has occurred while processing an IATXJQE or IATXJCT macro instruction. Possible causes of the error are:

- Unrecoverable read/write error on JCT record
- Incorrect control block structure for this job
- Damage to JQE/JCT service control blocks
- Program interrupt
- Machine error

**System action:** The error condition is flagged in the IATYJQE control block, and all further access to the job is inhibited. All control blocks remain in storage for diagnostic purposes. The DSP issuing the macro instruction may issue a DM abend.

**Operator response:** Notify the system programmer and/or the submitter of the job about the error for each unique job. Each of the jobs may need to be rerun.

**System programmer response:** Dump JES3 address space and capture dump.

**Problem determination:** See Table I, items 2 and 16; Table III, items 2, 3, 4, and 7.

**Module:**

Containing	Detecting	Issuing
IATGRJX	IATGRJX	IATGRJX

Routing Code: 10

Descriptor Code: –

## IAT8672 • IAT8674

---

### IAT8672

#### Explanation:

▶▶ JOB— *jobname* — NOT FOUND —————▶▶  
          └─ *jobno* —┘

This message is issued in response to an \*INQUIRY command in which the specified job could not be found.

**System action:** JES3 processing continues.

**Operator response:** Verify the correct job ID, and resubmit the command.

#### Module:

**Containing**  
IATGRWJ

**Detecting**  
IATGRWJ

**Issuing**  
IATGRWJ

**Routing Code:** Note 18

**Descriptor Code:** 5,7

---

### IAT8673

#### Explanation:

▶▶ JOB— *jobname (jobid)* — OF NET— *net id* — IS IN SETUP— OR ON MAIN —————▶▶

The specified job of network *net id* was in setup processing, or executing on a processor, when a \*MODIFY,N,ID=*net id*,F command was issued. The job might remain active, and even though the network has completed processing, data sets will continue to be updated.

**System action:** JES3 processing continues.

**Operator response:** None. This is an informational message.

#### Module:

**Containing**  
IATGRWM

**Detecting**  
IATGRWM

**Issuing**  
IATGRWM

**Routing Code:** Note 18

**Descriptor Code:** 5,7

---

### IAT8674

#### Explanation:

▶▶ JOB— *jobname (jobid) text* —————▶▶

JES3 issues this message in response to an \*INQUIRY,J, an \*INQUIRY,P, or an \*INQUIRY,Q command. This is the job or queue status report.

In the message, *text* is one of the following:

**P=** *prty* identifies the job priority. (This field appears only if the request is job-specific.)

**CL=**

*cls* identifies the job class as specified in the CLASS= parameter of the JOB statement for this job.

**NET=**

*djnet* identifies the the dependent network name.

**HOLD=**

*holdtype* identifies the hold status.

*holdtype* is one of the following:

- OP** Operator hold status.
- DJ** DJC operator hold status.
- N** DJC network hold status.
- ER** Operator hold status because of an error in the job.
- PR** Priority hold status.
- SP** Spool hold status.
- ARM** Automatic restart management hold status

**Note:** In response to an \*INQUIRY,Q,H command, a job in priority hold only displays HOLD=PR if other hold types also apply. If PR is the only hold type that applies, IAT8674 is not issued for that job. If you need to see which jobs are in priority hold, use the \*INQUIRY,Q,H,PR command.

The status of the job appears in terms of the JES3 function (scheduler element) being processed for the job, as follows:

***dspname* [status]**

The name of the DSP that is associated with the scheduler element being processed is waiting for output service to complete processing data sets that were spun off by the previous DSP. This DSP will be scheduled when all spinoff data sets have completed output service processing.

*status* is one of the following:

**ACTIVE**

Active.

**COMPLETE**

Complete.

**RESCHEDULED**

This DSP was rescheduled.

**SPEC RESCHED**

This DSP has specialized rescheduling and is waiting for devices.

If the *dspname* is NJESND, the job is waiting for a connection to the destination node. Use the \*INQUIRY A,D=NJESND and the \*INQUIRY NJE,NAME=node commands to determine whether the job is formatted with the same protocol with which the destination node is defined.

If the *dspname* is not NJESND, the job needs to be rerouted using NJEROUT DSP before it can be sent.

**PENDING WTR**

The job's data set is waiting for a writer if DSP=OUTSERV.

**ACTIVE ON WTR**

The job's data set is active on a writer if DSP=OUTSERV.

**DSP ABEND**

JES3 failsoft processing this DSP.

**PENDING SPIN**

The job is waiting for output service to complete processing data sets that were spun off by a previous DSP. For example, spinoff output was created by the job during execution (MAIN DSP) as a result of specifying FREE=CLOSE on a DD statement. The DSP specified in this message will be scheduled when all spinoff data sets have completed output service processing.

**MAIN *status1***

the MAIN scheduler element is ready to be processed or is being processed for the job. If no DSP is running yet, only MAIN appears in the message. Otherwise, *status1* indicates where the job is in relationship to the functions of main service processing.

## IAT8674

*status1* is one of the following:

**FETCH** The job is waiting for volume fetch processing.

**WAITVOL**

The job is waiting for \*S setup processing.

**SYSTEM SELECT**

The job is on the system select queue.

**ALLOCATE**

The job is waiting for resources to be allocated.

**VOL UNAVAIL**

The job is waiting for an unavailable volume.

**VERIFY**

The job is waiting for volumes to be mounted.

**SYSTEM VERIFY**

The job is on the system verify queue.

**MDS ERROR**

The job is waiting for an operator decision. (MDS error queue)

**GMS SELECT**

The job is waiting to be selected for processing on the main.

**EXECUTING**

The job is in execution.

**BREAKDOWN**

The job is waiting for its resources to be deallocated (MDS breakdown).

**MDS RESTART**

The job is waiting for MDS restart processing.

**MAIN COMPLETE**

The job is complete on main.

**OUTSERV WAIT**

The job is in the process of being rescheduled.

**DEMAND SELECT**

The job is a demand-select job that is waiting to be selected for processing on the main.

**I/O WAIT**

The ending function RESQUEUE is waiting for I/O to complete.

**ENDFUNC ERROR**

Error - the ending function RESQUEUE was not processed.

**DSP ABEND**

The main service scheduler element was ended by JES3 failsoft processing.

**DELETE ONLY**

Restart processing with analysis found that the job's control blocks contain incorrect data.

**CI(*status*)**

The C/I scheduler element is ready to be, or is being, processed for the job. If the element is not being processed, only 'CI' appears in the message. Otherwise, *status* indicates where the job is processing in C/I processing. Inquiries on the POSTSCAN DSP also display 'CI' since the POSTSCAN DSP runs under the C/I scheduler element.

*status* is one of the following:

**CATALOG SETUP**

The job is in catalog setup (JOB CAT or STEP CAT DDs).

**CI IN FSS**

The job is active in C/I and PRESCAN processing in a functional subsystem (FSS) address space. In this case, the FSS name of the CI FSS that is processing the job is also displayed.

**ACTIVE**

The job is active in C/I and PRESCAN processing in the JES3 address space.

**LOCATE**

LOCATE processing is being performed for the job.

**POSTSCAN**

The job is active in POSTSCAN processing in the JES3 address space.

**RESCHEDULED**

The CI DSP had specified rescheduling because a main was not available to do LOCATE processing, or the job is in DJC hold status.

**WAIT POSTSCAN**

The job is waiting to be scheduled for POSTSCAN processing. The name of the FSS that the job is associated with is also displayed.

**DSP ABEND**

The C/I scheduler element was ended by JES3 FAILSOFT processing.

**FSS=fssname**

*fssname* identifies functional subsystem (FSS) name.

**MPNAME=mpname**

*mpname* identifies the main processor name.

**System action:** JES3 continues processing.

**Operator response:** No specific action is required if this message is issued in response to a command. If it is issued during restart processing, cancel the indicated job when restart processing is complete. (The only commands that JES3 can accept for the job are \*INQUIRY and \*MODIFY,jobno,C.)

**Module:**

**Containing**  
IATGRWJ

**Detecting**  
IATGRWJ

**Issuing**  
IATGRWJ

**Routing Code:** Note 18

**Descriptor Code:** -

**IAT8675****Explanation:**

►►—JOB—*jobname* (*jobid*) *nn*—EXTENTS HELD—{*:ddn*{*,ddn*}. . . }—◄◄

This message is issued in response to the \*INQUIRY,J=*jobname*|*jobno*,SH command to display the names of the held spool data sets that contain data for the indicated job.

In the message text:

*jobname*

The job name.

*jobid*

The job identifier.

*nn* A count of the number of held spool data sets that contain data for the job. If *nn* is specified as NO, the job has no data on held spool data sets and no spool data set *ddnames* will be displayed.

*ddn*

The *ddname* of a spool data set that is in a held state containing data for the job in question.

**System action:** Processing continues.

**Operator response:** None. This is an informational message.

**Module:**

## IAT8676 • IAT8678

**Containing**  
IATGRWJ

**Detecting**  
IATGRWJ

**Issuing**  
IATGRWJ

**Routing Code:** Note 18

**Descriptor Code:** 5,7

---

IAT8676

**Explanation:**

▶▶— JES3 JOBQ EMPTY—▶▶

This message is issued in response to an \*INQUIRY,Q command. No jobs exist in the JES3 job queue.

**System action:** Processing continues.

**Operator response:** None. This is an informational message.

**Module:**

**Containing**  
IATGRWJ

**Detecting**  
IATGRWJ

**Issuing**  
IATGRWJ

**Routing Code:** Note 18

**Descriptor Code:** 5,7

---

IAT8677

**Explanation:**

▶▶— JOB— *jobname* (*jobid*)— DD=— *ddn*, —  
  └─ ,*ddn*, —  
  └─ *ddn*, —  
  └─ ... —▶▶

An \*INQUIRY, J=*jobno* or *jobname*,SD command was issued to display the names of the spool data sets that contain data for the indicated job.

*jobid* is the job identifier.

*jobname* is the job name.

*ddn* is the *ddn* of the spool data set which contains data for the job in question.

**System action:** JES3 processing continues.

**Operator response:** None. This is an informational message.

**Module:**

**Containing**  
IATGRWJ

**Detecting**  
IATGRWJ

**Issuing**  
IATGRWJ

**Routing Code:** Note 18

**Descriptor Code:** 5,7

---

IAT8678

**Explanation:**

▶▶— P=— *prty*— JOBQ EMPTY—▶▶



This message is issued in response to an \*INQUIRY,P=*prty* command. No jobs exist in the specified priority queue.

**System action:** JES3 processing continues.

**Operator response:** None. This is an informational message.

**Module:**

Containing	Detecting	Issuing
IATGRWJ	IATGRWJ	IATGRWJ

**Routing Code:** Note 18

**Descriptor Code:** 5,7

IAT8679

**Explanation:**

▶— JOB— *jobname (jobid)*— WAITING FOR— *reasontext*—▶

This message is issued in response to an \*I,Q, an \*I,P, or an \*I,J= command with the W operand. It is displayed when the job is on a Job Segment Scheduler (JSS) wait queue, and indicates why the particular job is waiting to be scheduled:

#### SCHEDULING/ENDING FUNCTION

The job has just become ready and is waiting for the Job Segment Scheduler (JSS) to schedule the job. Or the job has just completed a JES3 function (such as C/I) and is waiting for JSS to mark the function complete and schedule the next function. Nothing needs to be done for this condition unless it persists for a long time.

#### A DSP TO BECOME AVAILABLE

The job is waiting for a DSP to become available. To determine which DSP the job is waiting for, find the DSP name in message IAT8674, and issue the \*I,X,D=*dspname* command to determine whether there are enough DSP's defined or whether the DSP is in hold.

#### A DSP TO BECOME AVAILABLE AT THE PROPER JES3 LEVEL

The job is waiting for a C/I DSP to become available on a main processor at HJS7790 level or higher. The job card for this job specified a class of more than one character, or the job class is defined with SYSSYM=ALLOW. Either condition requires C/I service at this level.

#### AN RQ TO BECOME AVAILABLE

JSS was unable to create an RQ to schedule the job because there are no RQs in the RQ cell pool, and storage for another cell pool extent could not be obtained. Nothing needs to be done for this condition unless it persists for a long time.

#### A PROCLIB TO BECOME AVAILABLE

The job is waiting for the procedure library to become available. This means that either the procedure library could not be allocated, or another job is updating the PROCLIB. To determine which procedure library the job is waiting for, issue a \*X,DISPLAY command and find the procedure library identified by "PROCLIB=IATPLBnn". To determine the status of the procedure library, issue a \*I,PROCLIB,ID=*nn* command, where "nn" is the last two characters of the procedure library name. If a job is updating the procedure library, the job number will appear in the output from the \*I,PROCLIB,ID=*nn* command.

#### A MAIN/CLASS/GROUP

The job is waiting for a main processor, a job class, or a job class group to become available. This means that either the main processor is not connected, the main processor is offline, the job class is disabled on all main processors, or the group is disabled on all main processors.

If the job is waiting to be scheduled for C/I, the job can only be waiting for a main processor since the status of the job's class and group does not affect C/I scheduling. To determine which main processors the job is eligible for, issue a \*I,J=*nnnn*,M command. To determine the status of those main processors, issue an \*I,S command (provided you are using JES3 setup), and examine the status of those main processors that appeared in the \*I,J=*nnn*,M command. At least one of these main processors must be connected and online in order for the job to be scheduled for C/I.

## IAT8679

If the job is waiting to be scheduled for MAIN, then the job can be waiting for a main processor, a job class, and/or a job class group. To determine which main processors the job is eligible for, issue a \*I,J=nnnn,M command. To determine the status of those main processors, issue an \*I,S command (provided you are using JES3 setup), and examine the status of those main processors that appeared when you issued the \*I,J=nnnn,M command. At least one of these main processors must be connected and online in order for the job to be scheduled for MAIN.

To determine the status of the job's class, issue a \*I,G,ALL,C,classname command, where "classname" is the name of the class that appears in message IAT8674. The class must be enabled on at least one main processor that is eligible to run the job.

To determine which group the job is associated with, issue a \*I,G,ALL,C,classname, where "classname" is the job class name that appears in message IAT8674. The name of the group will appear in the output from the \*I,G,ALL,C,classname command. Then issue a \*I,G,mainname,G,groupname command to determine the status of the group. The group must be enabled on at least one main processor that is eligible to run the job.

### COMPLETION OF QUEUE PROCESSING

The job is waiting for JSS to complete processing of its queues so that it can later be put back on the DSP wait queue. Nothing needs to be done for this condition unless it persists for a long time.

### SMS RESOURCES TO BECOME AVAILABLE

The job requires SMS-managed user catalogs to become available. This condition occurs when the volume or storage group, where the SMS-managed user catalog, resides is quiesced or disabled. There is no method by which you can list the specific storage groups and volumes that are required by this job. However, you can issue the "D SMS,SG(ALL),LISTVOL" command to list all of the storage groups and volumes defined in your installation.

### A LOCATE MAIN TO BECOME AVAILABLE

The job is waiting for a main processor to become available for locate processing. This condition occurs when a job, that needs catalog locate processing, is scheduled for C/I and the main becomes unavailable before the job begins catalog locate processing. To determine which main processors the job is eligible for, issue a \*I,J=nnnn,M command. To determine the status of those main processors, issue an \*I,S command (provided you are using JES3 setup), and examine the status of those main processors that appeared when you issued the \*I,J=nnnn,M command. At least one of these main processors must be available in order for the job to be scheduled for C/I processing.

### SOME UNKNOWN REASON

JES3 was unable to identify the reason that the job is waiting. This is probably due to some system error; the system programmer should be contacted.

### JOB WITH SAME NAME TO END

A job with the same name has been scheduled for main service processing. To determine which job has been scheduled for main service, issue an \*I,J=jobname command.

### JOB PRIORITY IS IN HOLD

The job's priority was put into hold through a \*F,Q,H command or a \*F,Q,P=prty,H command. The job's priority appears in message IAT8674.

### JSAM BUFFERS TO BECOME AVAILABLE

The job requires POSTSCAN processing, and POSTSCAN cannot proceed until system-wide JSAM buffer usage by C/I decreases below the allowable threshold.

**System action:** JES3 processing continues.

**Programmer response:** The action to be taken depends on the reason why the job is waiting.

**Module:**

**Containing**  
IATGRWJ

**Detecting**  
IATGRWJ

**Issuing**  
IATGRWJ

**Routing Code:** Note 18

**Descriptor Code:** 5,7

---

IAT8680

## Explanation:

►► NO JOB HELD \_\_\_\_\_  
                                   └─ FOR— *grpname*—┘

This message is issued in response to an \*INQUIRY,Q,H command. No jobs exist in hold status.

**System action:** JES3 processing continues.

**Operator response:** None. This is an informational message.

## Module:

Containing	Detecting	Issuing
IATGRWJ	IATGRWJ	IATGRWJ

**Routing Code:** Note 18

**Descriptor Code:** 5,7

---

## IAT8681

## Explanation:

►► JOB— *jobname (jobid)*— SP=— *spart*—┘ CL=— *class*—  
   └─ UNASSIGNED—┘

An \*INQUIRY,J=*jobno* or *jobname*,SP command was issued to display the name of the spool partition assigned to a job.

*jobid*  
 job identifier

*jobname*  
 job name

**SP=*spart***  
 indicates that spool partition *spart* has been assigned to the job. If CL=*class* is not present, the spool partition was specified on the // \*MAIN statement for the job. If CL=*class* is present, the job requested job class *class* and spool partition *spart* has been assigned to that job class.

**SP=UNASSIGNED**  
 indicates that no spool partition has been assigned to the job; the JCL for the job did not specify a specific spool partition and there was no spool partition assigned to the job class that was specified by the job.

**System action:** JES3 processing continues.

**Operator response:** None. This is an informational message.

## Module:

Containing	Detecting	Issuing
IATGRWJ	IATGRWJ	IATGRWJ

**Routing Code:** Note 18

**Descriptor Code:** 5,7

---

## IAT8682 • IAT8683

---

### IAT8682

#### Explanation:

▶▶ NO JOBS IN JES3 JOBQ FOR

CLS
GROUP
SCHENV
SRVCLASS

\_\_\_\_\_▶▶

This message is issued in response to an \*INQUIRY,Q command which requested jobs in the JES3 queue that are members of a specific job class or job class group or that are using the specified scheduling environment or service class. No jobs for the specified selection criteria were found in the queue.

**System action:** JES3 processing continues.

**Operator response:** None. This is an informational message.

#### Module:

**Containing**  
IATGRWJ

**Detecting**  
IATGRWJ

**Issuing**  
IATGRWJ

**Routing Code:** Note 18

**Descriptor Code:** 5,7

---

### IAT8683

#### Explanation:

▶▶ JOB— *jobname (jobid) text* — ELIGIBLE ON— *main* —

main
------

NOT ELIGIBLE FOR MAIN—

\_\_\_\_\_▶▶

This message is issued in response to an \*INQUIRY,J=*jobno* or *jobname*,M command.

#### **ELIGIBLE ON** *main*, [*main*,] [**GLOBAL**]

Indicates the name(s) of the main(s) on which the job is eligible for execution.

#### **NOT ELIGIBLE FOR MAIN**

The job does not have a main scheduler element or the job has completed main processing.

*jobid*

The job identifier.

*jobname*

The job name.

*main*

The name of a JES3 main (as defined by a MAINPROC initialization statement). Up to eight main names may be displayed.

#### **GLOBAL**

the job is a called DSP and runs only on the global processor.

**System action:** JES3 continues processing.

**Operator response:** None. This is an informational message.

#### Module:

**Containing**  
IATGRWJ

**Detecting**  
IATGRWJ

**Issuing**  
IATGRWJ

Routing Code: Note 18

Descriptor Code: 5,7

---

IAT8684**Explanation:**

▶▶— NO JOBS WAITING FOR— *dspname*—▶▶

This message is issued in response to an \*INQUIRY,Q,D=*dspname* command. No jobs are waiting for the designated DSP.

**System action:** JES3 processing continues.

**Operator response:** None. This is an informational message.

**Module:**

Containing	Detecting	Issuing
IATGRWJ	IATGRWJ	IATGRWJ

Routing Code: Note 18

Descriptor Code: 5,7

---

IAT8685**Explanation:**

▶▶— *main - reasontext*—▶▶

This message is issued in response to the \*INQUIRY,Q,\*INQUIRY,P, and \*INQUIRY,J commands when the W operand is specified. It is displayed when the reasons why the job is waiting may vary from main processor to main processor. The message indicates which main processor the delay is associated with and why the job is waiting on that main and cannot be scheduled on that main. Most of the reasons are similar to the ones displayed when you issue a \*CALL,DISPLAY command. They are as follows:

- [,RQJSTAT=(mpname,selection status/bypass reason,...)] - The selection status or bypass reason is given for each main for which this job is eligible (if present) (MPNAME/RQJSTAT). Selection status is one of:
  - VALUE NOT DEFINED - means that RQJSTAT has not yet been filled in (RQJXZERO); either the job has:
    - not yet reached MDS or GMS processing
    - reached MDS or GMS processing but has not yet been selected for a main, and there are not yet any reasons why the job can not be allocated or selected.
  - ON MAIN - job selected for a main (RQJXONMN)

The bypass reasons are divided into GMS reasons and MDS reasons. Through various initialization statements (MAINPROC, SELECT, CLASS, GROUP), the installation defines throughput objectives to be used as GMS balances the workload. If RQJSTAT is one of the GMS reasons, it may mean that the job was not selected on the main specified because of a conflict with one of the installation defined criteria and the current workload of the JES3 complex. The GMS bypass reasons are:

- INSUFFICIENT STORAGE - from the LSTOR parameter (RQJXSTOR)
- TLIMIT EXCEEDED - (RQJXTLIM)
- NO MATCH ON IORATE - (RQJXIORT)
- NO MATCH ON RQMAINS - the job is not eligible to run on this processor (RQJXMAIN)
- JOB CLASS DISABLED - (RQJXCLAS)
- LSTOR UPDATE PENDING - (RQJXLSPN)
- JOB IN HOLD OR ACTIVE - (RQJXHOLD)
- JOB IN DJC HOLD - (RQJXDJCH)
- GROUP OFF THIS MAIN - group disabled on this main (RQJXMGMN)

## IAT8685

MAIN OFFLINE - (RQJXMNOF)  
TDEPTH EXCEEDED - (RQJXTDPT)  
CANCL/RSTRT SETUP ISSUED - a cancel/restart setup command was issued (RQJXRCNS)  
WAITING FOR REQ MVS LVL - waiting for a system at a particular release level or higher to become available (RQJXW522)  
SCHENV UNDEFINED - the scheduling environment is undefined in the current WLM policy (RQJXSEUD)  
SCHENV NAVAIL - the scheduling environment is not available (RQJXSEUN)  
WAITING FOR SPOOL SPACE - (RQJXWSPL)  
MAX JES MANAGED JOBS ON SINGLE MAIN - The maximum number of jobs (65535) that can run concurrently in JES managed initiators (65535) is active and no new job can run on this main in a JES managed initiator until one of these active jobs ends or is canceled.  
MAX WLM MANAGED JOBS ON SINGLE MAIN - The maximum number of jobs (65535) that can run concurrently in WLM managed initiators (65535) is active and no new job can run on this main in a WLM managed initiator until one of these active jobs ends or in canceled.  
GROUP NOT SUPPORTED IN WLM MODE - (RQJXGPWL)  
MDEPTH EXCEEDED - (RQJXMDEP)  
MLIMIT EXCEEDED - (RQJXMLMT)  
SRVCLASS MODIFY IN PROGRESS - (RQJXSRVM)  
WLM RECLASSIFICATION IS IN PROGRESS - (RQJXWLRC)  
SYSTEM NOT AT MIN MVS EXECUTION LEVEL - During JCL conversion, MVS determined that this job must execute on a system of a minimum MVS level. The system does not meet the minimum MVS level that is required for this job - (RQJXMNLV)

The MDS bypass reasons explain why MDS could not perform allocation for the job. The MDS bypass reasons are the following:

RESOURCE UPDATE ONLY - resource update scan is in progress (RQJMDRSU)  
JOB HOLD STATUS - job is held (RQJMDHLD)  
MAX REGION SIZE EXCEEDED - job exceeds maximum region size (RQJMDRGN)  
RESTART JOB PASS ONLY - following a warm start, JES3 allocation first processes jobs that had been allocated before the warm start (RQJMDRST)  
MAIN OFFLINE OR NOIPL - main offline/not connected (RQJMDOFF)  
RESTART MAIN NOT IPLD - restart main not connected (RQJMDROI)  
GROUP/CLASS DISABLED - group/class disabled (RQJMDGMS)  
REQ RESOURCE NAVAIL - required resource not available (RQJMDRSC)  
DEVPOOL FENCE PENDING - device pool fence is pending, not available, and/or not built (RQJMDFNC)  
MAIN SDEPTH EXCEEDED - main setup depth exceeded (RQJMDMDP)  
CLASS SDEPTH EXCEEDED - class setup depth exceeded (RQJMDCDP)  
FAILED PRE-ALLOC SCAN - pre-allocation scan failed (RQJMDSCN)  
SYS MNGD RESOURCES UNAVL - SMS managed resources not available (RQJMDSMS)  
SCHENV UNDEFINED - the scheduling environment is undefined in the current WLM polity (RQJMSEUD)  
SCHENV NAVAIL - the scheduling environment is not available (RQJMSEUN)  
GROUP NOT SUPPORTED IN WLM MODE - WLM groups are not supported by this system (RQJMGPWL)  
JESLOG VALUE NOT SUPPORTED ON MAIN - The job specified (on the JOB statement or the START command) or inherited (from the class definition) a JESLOG attribute of SUPPRESS or SPIN. The main processor for which this text is displayed for the job is not at a sufficient JES3 level to allow the job to run on that processor (RQJMJLNS)

The following additional reasons can be displayed:

**MAIN OFFLINE/NOT CONNECTED**

**GROUP DISABLED**

**JOB CLASS DISABLED**

**NO GROUP INITIATORS STARTED -**

There are no initiators associated with the job's job class group that are started, or there are initiators that are in the process of being started. To determine which group the job is associated with, issue an `*INQUIRY,G,main name,C,classname`, where *main name* is the name of the main processor that appears in message IAT8685, and *classname* is the job class name that appears in message IAT8674. Then issue an `*INQUIRY,G main name,G,groupname` command for that group. The output from the command should show the status of the initiators for that group including the number of initiators that have been allocated (started). If the number of allocated (started) initiators is non-zero, then there are probably some initiators that are in the process of being started and are held up for some reason. To determine the status of the JES3 initiators, issue an `*INQUIRY,J=INITJES3,W` command.

**ALL GROUP INITIATORS IN USE -**

All initiators associated with the job's job class group are in use by jobs in execution. To determine the status of the job's group, use the same steps as when there are no started initiators.

**NO INITIATORS STARTED IN SRVCLASS (RQJNSIST)**

No initiators are associated with the service class. To determine the resource group associated with a service class or the WLM initiator information, use the MVS "LIST ALL" command; `*I,G,ALL,G,group` gives the status of the group on all the systems.

**ALL INITIATORS IN SRVCLASS IN USE (RQJASIUS)**

All the initiators associated with a service class are in use by jobs in execution. To determine the job group's status, use the same steps as when no initiators started in SRVCLASS.

**System action:** JES3 processing continues.

**Operator response:** The action to be taken depends on the reason why the job is waiting.

**Module:**

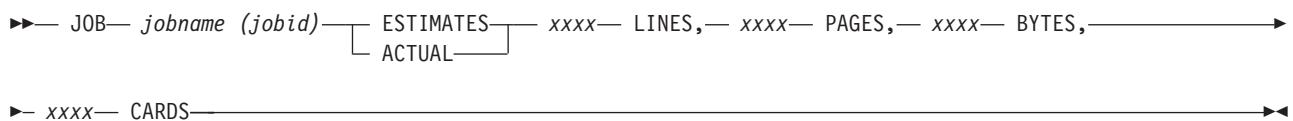
<b>Containing</b>	<b>Detecting</b>	<b>Issuing</b>
IATGRWJ	IATGRWJ	IATGRWJ

**Routing Code:** Note 18

**Descriptor Code:** 5,7

**IAT8686**

**Explanation:**



This message is issued in response to an `*INQUIRY,J=jobname` or `jobno, E` command. The message includes estimates of the number of lines, pages, or bytes to be printed and the number of cards to be punched for the specified job. If the job has completed processing, the display contains the actual counts. The actual counts for the job will not contain the counts for the JESYSMSG, JESMSG LG, and JESJCL system data sets. The actual byte count will specify the spool space used by the job. Because of the manner in which the statistics are saved in the JES3 job queue, up to 7 lines or cards may not have been counted.

**System action:** JES3 processing continues.

**Operator response:** None. This is an informational message.

**Module:**

<b>Containing</b>	<b>Detecting</b>	<b>Issuing</b>
IATGRWJ	IATGRWJ	IATGRWJ

**Routing Code:** Note 18

**Descriptor Code:** 5,7

## IAT8687 • IAT8689

---

### IAT8687

#### Explanation:

▶▶ JOB — WAITING — hhhh — HOURS — mm — MINUTES — ss — SECONDS —▶▶  
ACTIVE —

This message is issued in response to an \*INQUIRY,Q, an \*INQUIRY,P, or an \*INQUIRY,J= command with the W operand. It indicates how long a particular job has been waiting.

**Note:** This time is relative to the last JES3 restart. JES3 does not accumulate the job wait time across restarts.

**System action:** JES3 processing continues.

**Operator response:** None. This is an informational message.

#### Module:

**Containing**  
IATGRWJ

**Detecting**  
IATGRWJ

**Issuing**  
IATGRWJ

**Routing Code:** Note 18

**Descriptor Code:** 5,7

---

### IAT8688

#### Explanation:

▶▶ FUNCTION ACTIVE WAITING — dspname nnn nnn —▶▶

This message is issued in response to an \*INQUIRY,B command or \*INQUIRY,B,T=devgroup command. There are two forms of the message. The first form displays a heading for the messages that will follow. The second form of the message displays the number of jobs active (ACTIVE) and waiting to be scheduled (WAITING) for the specified DSP (FUNCTION).

**System action:** JES3 processing continues.

**Operator response:** None. This is an informational message.

#### Module:

**Containing**  
IATIQBCT

**Detecting**  
IATIQBCT

**Issuing**  
IATIQBCT

**Routing Code:** Note 18

**Descriptor Code:** 5,7

---

### IAT8689

#### Explanation:

▶▶ COMMAND REJECTED, — nnn — JOBS FOUND — MATCHING SELECTION CRITERIA —▶▶

More than one job was found based on the selection criteria specified on the \*MODIFY,J=jobname command. JES3 will only process the request if the specified criteria applies to a single job.

**System action:** JES3 rejects the command.

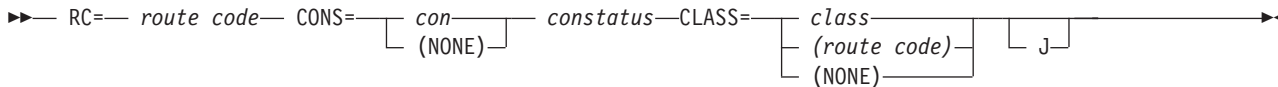
**Operator response:** To see all the jobs that match the selection criteria, issue an \*INQUIRY J=jobname command specifying the same set of parameters that were used on the \*MODIFY,J command. To change one job, use that job number on the \*MODIFY,J=jobnum command.





IAT8692

Explanation:



An \*I,M command was issued to display JES3 routing information for all MVS messages that are assigned to a specific MCS routing code. The following list defines the information specified in the message.

**RC** the routing code

**CONS=**

the name of the console where the messages will be displayed. If (NONE) appears, a specific console is not defined to receive messages with the specified routing code.

*constatus*

The status of the console assigned to receive messages with the specified routing code.

- (ACTIVE) - the indicated console is active in the sysplex
- (INACTIVE) - the indicated console is defined in the sysplex but is not currently active
- (UNDEFINED) - the indicated console is not defined in the sysplex
- (ERROR) - an error occurred determining the status of the indicated console

**CLASS=**

the JES3 destination class that is used to route the message. The MVS routing code equivalent of the destination class is also displayed.

Destination class **ALL** and destination class **MLG** do not map to a specific MVS routing code. For these classes, **BROADCAST** (for dest class ALL) or **HARDCOPY** (for dest class MLG) is displayed. If (NONE) appears, a specific destination class has not been defined for messages with the specified routing code. If ? appears, an error occurred while determining the destination class.

**J**

This option indicates that the routing code equivalent of the JES3 destination class is used for the message in place of the message's original routing code(s). The absence of 'J' indicates the routing code equivalent of the JES3 destination class is merged with the message's original routing codes.

**System action:** JES3 processing continues.

**Operator response:** None. This is an informational message.

**Module:**

Containing	Detecting	Issuing
IATIQMR	IATIQMR	IATIQMR

IAT8693

Explanation:



This message is issued in response to the \*INQUIRY,WTO command.

**System action:** Processing continues.

**Operator response:** None. This is an informational message.

**Module:**

**Containing**  
IATIQMR

**Detecting**  
IATIQMR

**Issuing**  
IATIQMR

**Routing Code:** –

**Descriptor Code:** –

IAT8694

**Explanation:**

►► *parm* IS AN INVALID

MAIN PROCESSOR	MCS ROUTE CODE	MAIN-NOT IPL 'D	MAIN-OFFLINE
----------------	----------------	-----------------	--------------

This message is issued in response to an \*INQUIRY,M command. It indicates an erroneous parameter and the reason for the error.

**System action:** JES3 processing continues.

**Operator response:** None. This is an informational message.

**Module:**

**Containing**  
IATIQMR

**Detecting**  
IATIQMR

**Issuing**  
IATIQMR

**Routing Code:** Note 18

**Descriptor Code:** 5,7

IAT8696

**Explanation:**

►► *nn* JOB(S) IN *holdtype*

JES3 issues this message in response to an \*INQUIRY,Q,H,*holdtype* or \*INQUIRY,Q,H command. This is the summary report for the number of jobs in the requested *holdtype*. *holdtype* is one of the following:

**OPERATOR HOLD**

Indicates that the job(s) are in operator hold.

**DJC OP HOLD**

Indicates that the job(s) are in dependent job control (DJC) operator hold.

**DJC NET HOLD**

Indicates that the job(s) are in dependent job control (DJC) hold.

**ERROR HOLD**

Indicates that the job(s) are in error hold.

**SPOOL HOLD**

Indicates that the job(s) are in spool hold.

**PRIORITY HOLD FOR PRIORITY *nn***

*nn* can be 1 to 15. Indicates that the job(s) are in priority hold for the specified priority.

**ARM HOLD**

Indicates that the job(s) are awaiting possible restart by automatic restart management.

**System action:** JES3 continues processing.

## IAT8697 • IAT8699

**Operator response:** None. This is an informational message.

**Module:**

**Containing**  
IATGRWJ

**Detecting**  
IATGRWJ

**Issuing**  
IATGRWJ

**Routing Code:** Note 18

**Descriptor Code:** 5,7

---

IAT8697

**Explanation:**

▶▶ — ALL JOBS HELD —▶▶

JES3 issues this message in response to an \*INQUIRY,Q,H,PR command when all priorities are held.

**System action:** JES3 continues processing.

**Operator response:** None. This is an informational message.

**Module:**

**Containing**  
IATGRWJ

**Detecting**  
IATGRWJ

**Issuing**  
IATGRWJ

**Routing Code:** Note 18

**Descriptor Code:** 5,7

---

IAT8698

**Explanation:**

▶▶ — HELD JOB SUMMARY —▶▶

JES3 issues this message in response to an \*INQUIRY,Q,H,holdtype command as a header preceding the summary.

**System action:** JES3 continues processing.

**Operator response:** None. This is an informational message.

**Module:**

**Containing**  
IATGRWJ

**Detecting**  
IATGRWJ

**Issuing**  
IATGRWJ

**Routing Code:** Note 18

**Descriptor Code:** 5,7

---

IAT8699

**Explanation:**

▶▶ — INQUIRY ON JOB STATUS COMPLETE, — nnnnnn — JOBS DISPLAYED —▶▶

This message indicates the job "INQUIRY" command is complete. The message indicates the number of jobs (nnnnnn) that are displayed.

**System action:** JES3 continues processing.

**Operator response:** None. This is an informational message.

**1010** z/OS V2R1.0 JES3 Messages

**Module:**

**Containing**  
IATGRWJ

**Detecting**  
IATGRWJ

**Issuing**  
IATGRWJ

**Routing Code:** Note 18

**Descriptor Code:** 5,7

**IAT8700****Explanation:**

▶▶— INVALID INFORMATION AFTER PARAMETER— *parm*, — COMMAND IGNORED—▶▶

This message is issued in response to an \*INQUIRY,F command indicating that extra parameters have been specified in a command or when a positional parameter is not in its correct opinion.

**System action:** JES3 ignores the command.

**Operator response:** Correct and resubmit the command.

**Module:**

**Containing**  
IATIQDV

**Detecting**  
IATIQDV

**Issuing**  
IATIQDV

**Routing Code:** Note 18

**Descriptor Code:** 5,7

**IAT8701****Explanation:**

▶▶— FSSNAME TYP SYSTEM PROCNAME JOBID— STAT T S MD RC DSP/DEV MAXASST—▶▶

This message is issued in response to an \*INQUIRY,F command. It provides the column headings for message IAT8702. Entries appear under each head are:

**FSSNAME**

Functional subsystem (FSS) name.

**TYP** Type of FSS function (WTR or C/I).

**SYSTEM**

Main where the FSS is currently active or where it is assigned to run in conjunction with the current global.

**PROCNAME**

Name of the procedure library member.

**JOBID** Job number of the job that is executing as the FSS address space.

**STAT** Current status of the FSS.

**T** Specifies whether the FSS ends.

**S** Specifies whether this CI FSS is to be started automatically.

**MD** Message Destination class.

**RC** MVS routing code.

**DSP/DEV**

Number of C/I subtasks to be started in the CI FSS address space or the name of a device assigned to an output writer FSS.

## IAT8702

### MAXASST

Maximum number of JCL statements.

**System action:** JES3 formats and issues message IAT8702.

**Operator response:** None. This is an informational message.

**Module:**

**Containing**  
IATIQFS

**Detecting**  
IATIQFS

**Issuing**  
IATIQFS

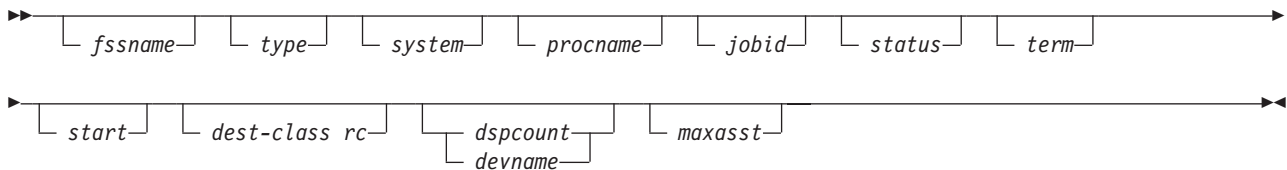
**Routing Code:** Note 18

**Descriptor Code:** 5,7

---

### IAT8702

#### Explanation:



This message is issued in response to an \*INQUIRY,F command. One IAT8702 message is written for each FSS to be displayed; in addition, one message is written for each FSA assigned to an output writer FSS. The values that may be displayed are as follows:

#### *fssname*

The functional subsystem (FSS) name. This field is blank for an output writer FSA.

#### *type*

The type of function (WTR or C/I) being supported by this FSS. This field is blank for an output writer FSA.

#### *system*

The main where this FSS is currently active or where it is assigned to run in conjunction with the current global. This field is blank for an output writer FSA.

#### *procname*

The name of the procedure library member to be used to start the FSS address space. This field is blank for an output writer FSA.

#### *jobid*

The job number of the job that is executing as the FSS address space. This field is blank for an output writer FSA.

#### *status*

The current status of the FSS is one of the following:

##### **UNUS**

The FSS is unusable.

##### **INAC**

The FSS is inactive.

##### **FAIL**

The FSS START command or the FSS address space has failed.

##### **RSTR**

Processing for this FSS in the JES3 global has not yet resumed following a hot start.

##### **STRT**

The MVS START command for the FSS address space has been sent.

**FSSC**

The FSS has connected.

**PLIC**

For a C/I FSS only, the FSS has connected, and procedure library initialization is complete.

**ACTV**

For a C/I FSS or an FSA. For a C/I FSS, subtask initialization is complete and the FSS address space is fully active. For an FSA, the device shown for the FSA is active.

**STOP**

For an FSA only. The STOP DEVICE order has been sent.

**DSTP**

For an FSA only. The FSA device has been stopped.

**FSAD**

For an FSA only. The FSA has been disconnected.

*term*

Specifies whether the FSS ends when the JES3 global address space ends by a \*RETURN command. The possible value is Y or N. This field is blank for an output writer FSA.

*start*

Specifies whether this CI FSS is to be started automatically when the main where it is assigned to run connects to the JES3 global; the possible values are Y or N. This field is blank for both an output writer FSS and an output writer FSA.

*dest-class rc*

Specifies the routing information for messages concerning this FSS. This routing information is displayed in JES3 destination class format and MVS routing code format. If current routing information does not correspond to a JES3 destination class, for example, 1,2,4,5,6, and 11 through 40 then "n/a" is displayed for the JES3 destination class. This field is blank for both a C/I FSS and an output writer FSA.

*dspcount*

The number of C/I subtasks to be started in this CI FSS address space. Two numbers are given. The first one indicates the maximum number of batch jobs that may be processed concurrently. The second one indicates the maximum number of TSO logons and started tasks (demand select jobs) that may be processed concurrently. This field is normally blank for an output writer FSS and contains the device name for an output writer FSA.

*devname*

The name of a device assigned to an output writer FSS. If there are multiple devices, subsequent IAT8702 messages are written; one for each such device, with all other fields blank.

*maxasst*

The maximum number of JCL statements that can be processed concurrently by all CI DSPs in the C/I FSS Address Space. This field is blank for both an output writer FSS and an output writer FSA.

**System action:** Processing continues.

**Operator response:** None. This is an informational message.

**Module:**

**Containing**  
IATIQFS

**Detecting**  
IATIQFS

**Issuing**  
IATIQFS

**Routing Code:** Note 18

**Descriptor Code:** 5,7

---

IAT8703

**Explanation:**

▶▶—NO FSS SATISFIES \*I,F REQUEST—◀◀

## IAT8704 • IAT8705

This message is issued in response to an \*INQUIRY,F command. No FSS was found that satisfied the requirements specified on the command.

**System action:** JES3 processing continues.

**Operator response:** None. This is an informational message.

**Module:**

Containing	Detecting	Issuing
IATIQFS	IATIQFS	IATIQFS

**Routing Code:** Note 18

**Descriptor Code:** 5,7

---

### IAT8704

**Explanation:**

▶▶—FSSNAME GLOBAL ASSIGNED FSS MAIN— PENDING MAIN—▶▶

This message is issued in response to an \*INQUIRY,F...,S command. It is the header message for message IAT8705.

**System action:** JES3 formats and issues message IAT8705.

**Operator response:** None. This is an informational message.

**Module:**

Containing	Detecting	Issuing
IATIQFS	IATIQFS	IATIQFS

**Routing Code:** Note 18

**Descriptor Code:** 5,7

---

### IAT8705

**Explanation:**

▶▶—*fssname sysnamei sysnamej msysnamej*—▶▶

This message is issued in response to an \*INQUIRY,F...,S command. For each FSS displayed, one line of output is displayed for each main in the complex, starting with the current global.

*fssname*

The name of the functional subsystem (FSS). This field is blank on all lines after the first line for a single FSS.

*sysnamei*

The name of a main that is a potential global.

*sysnamej*

The name of the main on which FSS *fssname* runs if *sysnamei* is the global. If the FSS cannot run on any main when *sysnamei* is the global, the word NONE appears in the message.

*msysnamej*

The name of the main on which FSS *fssname* will run if *sysnamei* is the global after a pending \*MODIFY command has been processed. If there is no such modify pending, the word NONE appears in the message.

**System action:** JES3 processing continues.

**Operator response:** None. This is an informational message.

**Module:**





## IAT8708

### *host*

The name of the IP host that the Netserv uses to listen to TCP/IP, or blank if none is defined.

### *port*

The name of the IP port for the Netserv, or blank if none is defined.

### *stack*

The TCP/IP stack name containing the TCP/IP definition for the host, or blank if the default stack is used.

### *njobid*

The job ID of the Netserv address space, or blank if it is not active.

### *djobid*

The job ID of the TCP DSP, or blank if it is not active.

### *sname\_n*

A socket name within a list of socket lines, each representing a socket that is defined for the given Netserv, and an active status.

### *nname\_n*

The node name with which the home node uses the socket named *sname\_n* to communicate.

**System action:** Processing continues.

**Operator response:** None.

**Module:** None.

### **Containing**

IATIQNSV

### **Detecting**

IATIQNSV

### **Issuing**

IATIQNSV

**Routing Code:**Hardcopy log

**Descriptor Code:** 5

---

## IAT8708

### **Explanation:**

▶▶—NETSERV—*netserv*— NOT FOUND—▶▶

This message is issued in response to an \*I,NETSERV= command. The specified Netserv cannot be displayed because it does not exist.

In the message text:

### *netserv*

The name of the requested Netserv. If this name is blank, an \*I,NETSERV=ALL command was issued and there are no Netservs.

**System action:** Processing continues.

**Operator response:** Correct and reissue the command.

**System programmer response:** None.

**Module:**

### **Containing**

IATIQNSV

### **Detecting**

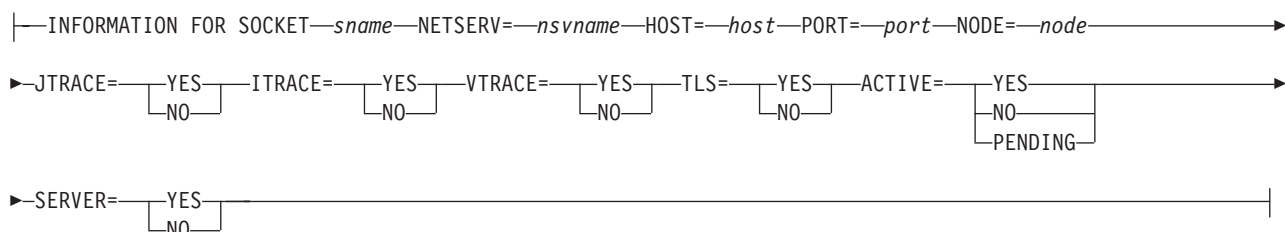
IATIQNSV

### **Issuing**

IATIQNSV

**Routing Code:** Hardcopy log

**Descriptor Code:** 5

**IAT8709****Explanation:****INFORMATION FOR SOCKET:**

This message is issued in response to an \*I,SOCKET= command to display information about a given socket definition, or all socket definitions.

In the message text:

*nsvname*

The name of the Netserv on which this socket is defined, or blank if none is defined.

*host*

The name of the IP host that the socket uses to communicate with TCP/IP, or blank if none is defined.

*port*

The name of the IP port for the socket or zero. Zero is displayed in one of the following cases:

- Inactive port that was not specifically defined.
- Inactive port that was defined as zero, PORT=0.

In all other cases, *port* displays the actual port defined or assigned to it.

*node*

The node that uses this socket, or blank if none is defined.

**System action:** Processing continues.

**Operator response:** None.

**System programmer response:** None.

**Module:****Containing**

IATIQSOC

**Detecting**

IATIQSOC

**Issuing**

IATIQSOC

**Routing Code:** Hardcopy log

**Descriptor Code:** 5

**IAT8710****Explanation:**

This message is issued in response to an \*I,SOCKET= command. The specified socket could not be displayed because it does not exist.

In the message text:

## IAT8711

### *socket*

The name of the requested socket. If this name is blank, an \*I,SOCKET=ALL command was issued and there are no sockets.

**System action:** Processing continues.

**Operator response:** Correct and reissue the command.

**System programmer response:** None.

**Module:**

**Containing**  
IATIQSOC

**Detecting**  
IATIQSOC

**Issuing**  
IATIQSOC

**Routing Code:** Hardcopy log

**Descriptor Code:** 5

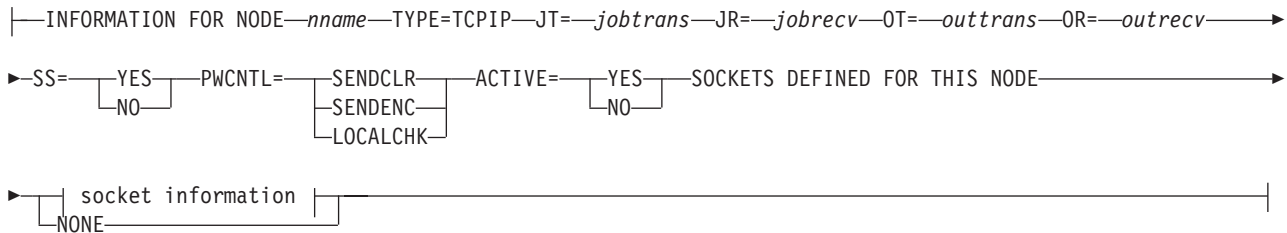
---

## IAT8711

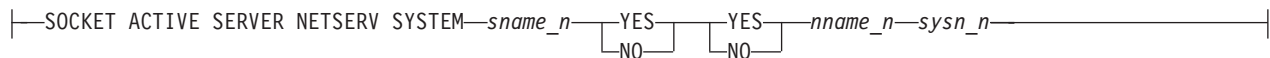
### Explanation:



### INFORMATION FOR NODE:



### socket information::



This message is issued in response to an \*I,NJE,NAME=nname command to display information about a node that uses TCP/IP protocols. If the requested node has BSC or SNA protocol, this message is not issued; message IAT8659 is displayed instead.

In the message text:

### *nname*

The name of the node.

### *jobtrans*

The number of job transmitters for this node.

### *jobrcv*

The number of job receivers for this node.

### *outtrans*

The number of output transmitters for this node.

### *outrcv*

The number of output receivers for this node.

*sname\_n*

A socket name within a list of socket lines, each representing a socket that is defined for the given Netserv, and an active status, a server indicator, a Netserv, and system name.

*nname\_n*

The Netserv on which *sname\_n* is defined.

*sysn\_n*

The name of the system on which Netserv *nname\_n* runs.

**System action:** Processing continues.

**Operator response:** None.

**System programmer response:** None.

**Module:**

Containing	Detecting	Issuing
IATIQNJT	IATIQNJT	IATIQNJT

**Routing Code:** Hardcopy log

**Descriptor Code:** 5

IAT8720

**Explanation:**

▶▶— CURRENT NUMBER OF RESERVED CELLS— IN USE—..nnnn—▶▶

This message is the response to an \*INQUIRY,C,C command or \*INQUIRY,C,C,R command where *nnnn* indicates the number of primary extent reserved cells in use. The type of cells is identified by header messages IAT8514. This message precedes message IAT8721.

**System action:** JES3 processing continues.

**Operator response:** None, unless the value of *nnnn* is other than zero. A non-zero *nnnn* value indicates an abnormal condition and action to relieve the cell shortage should be taken.

**Module:**

Containing	Detecting	Issuing
IATIQCR	IATIQCR	IATIQCR

**Routing Code:** Note 18

**Descriptor Code:** 5,7

IAT8721

**Explanation:**

▶▶— MAXIMUM NUMBER OF RESERVED CELLS— USED—..nnnn—▶▶

This message is issued in response to an \*INQUIRY,C,C command or \*INQUIRY,C,C,R command where *nnnn* indicates the maximum number of primary extent reserved cells ever used. The type of cells is identified by header messages IAT8514. This value is reset in response to the \*INQUIRY,C,C,R command.

**System action:** JES3 processing continues.

**Operator response:** None. This is an informational message.

**Module:**

## IAT8722 • IAT8724

**Containing**  
IATIQCR

**Detecting**  
IATIQCR

**Issuing**  
IATIQCR

**Routing Code:** Note 18

**Descriptor Code:** 5,7

---

### IAT8722

**Explanation:**

▶— PRIMARY EXTENT SIZE— *nnnn*—▶

This message is issued in response to an \*INQUIRY,C command. *nnnn* represents the number of buffers in the primary extent of the JSAM Buffer Pool.

**System action:** JES3 processing continues.

**Operator response:** None. This is an informational message.

**Module:**

**Containing**  
IATIQCR

**Detecting**  
IATIQCR

**Issuing**  
IATIQCR

**Routing Code:** Note 18

**Descriptor Code:** 5,7

---

### IAT8723

**Explanation:**

▶— SECONDARY EXTENT SIZE— *nnnn*—▶

This message is issued in response to an \*INQUIRY,C command. *nnnn* represents the number of buffers in a secondary extent of the JSAM Buffer Pool.

**System action:** JES3 processing continues.

**Operator response:** None. This is an informational message.

**Module:**

**Containing**  
IATIQCR

**Detecting**  
IATIQCR

**Issuing**  
IATIQCR

**Routing Code:** Note 18

**Descriptor Code:** 5,7

---

### IAT8724

**Explanation:**

▶— SECONDARY EXTENTS ALLOWED— *nnnn*—▶

This message is issued in response to an \*INQUIRY,C command. *nnnn* represents the maximum number of secondary extents of the JSAM Buffer Pool that is allowed.

**System action:** JES3 processing continues.

**Operator response:** None. This is an informational message.

**Module:**

**Containing**  
IATIQCR

**Detecting**  
IATIQCR

**Issuing**  
IATIQCR

**Routing Code:** Note 18

**Descriptor Code:** 5,7

**IAT8725****Explanation:**

►► TOTAL NUMBER OF JSAM BUFFERS— *nnnn* —————►

This message is issued in response to an \*INQUIRY,C command. *nnnn* represents the total number of buffers in the primary extent and all secondary extents currently in use.

**System action:** JES3 processing continues.

**Operator response:** None. This is an informational message.

**Module:**

**Containing**  
IATIQCR

**Detecting**  
IATIQCR

**Issuing**  
IATIQCR

**Routing Code:** Note 18

**Descriptor Code:** 5,7

**IAT8742****Explanation:**

►► KEYWORD— 

INTERVAL
LIMIT

 MAY NOT BE SPECIFIED WITH WANTDUMP SET TO— 

ASK
NO

 —COMMAND IGNORED—►

This message is issued in response to the \*MODIFY WANTDUMP operator command. Either the current setting for WANTDUMP was what the message indicates, ASK or NO, or the command tried to change it to that value.

**System action:** None. The command is ignored.

**Operator response:** Reissue the command with the correct keyword combination.

**Module:**

**Containing**  
IATMOMT

**Detecting**  
IATMOMT

**Issuing**  
IATMOMT

**Routing Code:** Note 18,10

**Descriptor Code:** 5,7

**IAT8750****Explanation:**

►► JOB— *jobname (jobid)* — DD— *ddn— gg,ggg* — TRKGPS—►

An \*INQUIRY, J=*jobno* or *jobname*,SD or SH,U command was issued to display the names of the spool data sets that contain data for the indicated job, and to display the number of logical track groups allocated to the job from the spool data sets.

## IAT8751 • IAT8752

*jobname* The job name.

*jobid* The job identifier.

*ddn* The DD name of the spool data set which contains data for the job.

*ggg,ggg* The number of logical track groups allocated to the job from spool data set *ddn*. This value will be displayed as "\*\*\*,\*\*\*" if the number exceeds 99,999.

**System action:** JES3 processing continues.

**Operator response:** None. This is an informational message.

**Module:**

Containing	Detecting	Issuing
IATGRWJ	IATGRWJ	IATGRWJ

**Routing Code:** Note 18

**Descriptor Code:** 5,7

---

### IAT8751

**Explanation:**

▶▶— NO JOBS FOUND IN SPOOL DATA SET— *ddn*—————▶▶

This message is issued in response to an \*INQUIRY,Q,DD={*ddn* | ALL},U,N=*nnn* command, where *ddn* is the DD name of a spool data set. There are no jobs that have spool space allocated from the spool data set. Logical track groups can be allocated from the spool data set for use by JES3 internal functions, STT, and JES3 initialization data.

**System action:** JES3 processing continues.

**Operator response:** None. This is an informational message.

**Module:**

Containing	Detecting	Issuing
IATIQPG	IATIQPG	IATIQPG

**Routing Code:** Note 18

**Descriptor Code:** 5,7

---

### IAT8752

**Explanation:**

▶▶— *ddn*— TOTAL IN USE [ blanks | BY JOBS | BY JES3 ]— *ggg,ggg*—TRKGPS—————▶▶

This message is issued in response to an \*INQUIRY,Q,DD={*ddn* | ALL},U,N=*nnn* command:

*ddn* The DD name of a spool data set.

*ggg,ggg* The total track group usage on the specified spool data set used by JES3, by jobs, or overall. If the *ggg,ggg* value exceeds 999,999, six asterisk characters (\*\*\*,\*\*\*) are displayed.

This messages is issued three times, indicating total track group count, total track group count for JES3 functions, and the total track count usage for active jobs on a spool data set basis.

Message IAT8754 follows this group of IAT8752 messages to identify the specific jobs or JES3 functions using spool space in the specified spool data set.

**System action:** JES3 processing continues.



**Operator response:** None. This is an informational message.

**Module:**

Containing	Detecting	Issuing
IATIQPG	IATIQPG	IATIQPG

**Routing Code:** Note 18

**Descriptor Code:** 5,7

### IAT8753

**Explanation:**

▶▶— *ddn*— USERS FOUND=— *xxxx*—JES3— *jjjj*— JOBS— *uuu*— DISPLAYED—▶▶

This is a summary message issued in response to an **\*INQUIRY,Q,DD={*ddn* | ALL},U,N=*nnn*** command:

*ddn* The DD name of a spool data set.

*xxxx* The number of JES3 users found that are using spool space in the indicated spool data set. JES3 users include JES3RJP, JES3INIT, JES3STT, RJP console names, output for JES3 job 0, JES3 dynamic support programs (DSPs), and temporary jobs created during JES3 input service.

*jjjj* The number of jobs that use spool space in the indicated spool data set, including JES3 DSPs. Note that a job may use spool space in more than one data set, and will then be displayed in all applicable spool data sets.

*uuu* The number of users displayed. If you specified the **\*INQUIRY,Q** command with **DD=ALL** or an **N=*nnn*** value greater than the maximum display value of 100, the maximum value of 100 is displayed.

**System action:** JES3 processing continues.

**Operator response:** None. This is an informational message.

**Module:**

Containing	Detecting	Issuing
IATIQPG	IATIQPG	IATIQPG

**Routing Code:** Note 18

**Descriptor Code:** 5,7

### IAT8754

**Explanation:**

▶▶— *ddn*—:— JOB— *jobname* (*jobid*)— *gg,ggg*—TRKGPS—,— *ppp*—%—▶▶

A spool space user **\*INQUIRY** command, **\*INQUIRY,Q,DD={*ddn* | ALL},U,N=*nnn*** command, was entered for spool data set *ddn* and the specified job is one of the largest users of spool space in the spool data set:

*ddn* The DD name of a spool data set.

*jobname* The job name.

*jobid* The job identifier.

*gg,ggg* The number of logical track groups allocated to the job from spool data set *ddn*. If the *gg,ggg* value exceeds 99,999, five asterisk characters (\*\*,\*\*) are displayed.

*ppp*% The *gg,ggg* value expressed as a percentage of the total number of track groups in the spool data set.

**System action:** JES3 processing continues.

**Operator response:** None. This is an informational message.

## IAT8755 • IAT8800

### Module:

**Containing**  
IATIQPG

**Detecting**  
IATIQPG

**Issuing**  
IATIQPG

**Routing Code:** Note 18

**Descriptor Code:** 5,7

---

### IAT8755

#### Explanation:

▶▶— INQUIRY ON SPOOL DATA SET USAGE COMPLETE—▶▶

This message indicates the spool partition \*INQUIRY command \*INQUIRY,Q,DD={*ddn* | ALL},U,N=*mmm* has completed.

**System action:** JES3 processing continues.

**Operator response:** None. This is an informational message.

### Module:

**Containing**  
IATIQPG

**Detecting**  
IATIQPG

**Issuing**  
IATIQPG

**Routing Code:** Note 18

**Descriptor Code:** 5,7

---

### IAT8756

#### Explanation:

▶▶— MINIMUM MVS EXECUTION LEVEL— == z/OS— *vv.rr.mmm*—▶▶

The MVS converter has determined that this job must execute on a system whose MVS level matches or exceeds the level shown in the message, where *vv* is the version, *rr* is the release and *mmm* is the modification level for MVS z/OS.

**System action:** JES3 processing continues.

**Operator response:** None. This is an informational message.

### Module:

**Containing**  
IATGRWJ

**Detecting**  
IATGRWJ

**Issuing**  
IATGRWJ

**Routing Code:** Note 18

**Descriptor Code:** 5,7

---

### IAT8800

#### Explanation:

▶▶— JMF IS NOT ACTIVE ON— *main*—▶▶

This message is issued when the operator enters an \*I,A,D=JMF command and JMF is not active on an IPLed processor.

**System action:** JES3 processing continues.

**Operator response:** None. This is an informational message.

**Module:**

Containing	Detecting	Issuing
IATIQMF	IATIQMF	IATIQMF

**Routing Code:** Note 18

**Descriptor Code:** 5,7

### IAT8930

**Explanation:**

▶▶— SELECT— *option-value-main*—▶▶

For processor main, the current value of the select mode item option is the value specified. JES3 select mode options are determined by the SELECT initialization statement, which is discussed in *z/OS JES3 Initialization and Tuning Reference*.

**System action:** JES3 processing continues.

**Operator response:** None. This is an informational message.

**Module:**

Containing	Detecting	Issuing
IATIQGM	IATIQGM	IATIQGM

**Routing Code:** Note 18

**Descriptor Code:** 5,7

### IAT8932

**Explanation:**

▶▶— GROUP— *grp*— STATUS = ON DI=— *nnn*— AI=— *nnn*— UI=— *nnn*— ALLOC=— *nnn*—▶▶

▶— UNAL=— *nnn*— BAR=— *xxx*— JSPAN=— *xxx*— MODE= JES  
WLM - *main* (NOT SUPPORTED)—▶

Under the current select mode for the main, the current status of group *grp* is STATUS=, whether the group is online or offline to this main. For JES-managed groups, all values are displayed except the part indicated as "NOT SUPPORTED". For WLM-managed groups, only STATUS=, MODE=, *main*, and "NOT SUPPORTED" are displayed. Other terms in the message are:

**DI=** the dedicated initiator count for this group for this main (JES-managed groups only)

**AI=** the allocated initiator count (JES-managed groups only)

**UI=** the number of initiators in use (JES-managed groups only)

**ALLOC=**  
the group execution resource allocation option (JES-managed groups only)

**UNAL=**  
the group execution resource unallocation option (JES-managed groups only)

**BAR=** the current group scheduling barrier (JES-managed groups only)

**JSPAN=**  
the number of jobs in this group to be examined in selecting a job to be scheduled (JES-managed groups only)

## IAT8934

### MODE=

whether the group is JES3 managed (JES) or WLM managed (WLM)

### STATUS=

the status of the WLM-managed group

**main** the main processor

### NOT SUPPORTED

text displayed if the group is WLM managed (MODE=WLM) and the system does not support WLM batch initiator management (WLM-managed groups only)

**System action:** JES3 processing continues.

**Operator response:** None. This is an informational message.

### Module:

#### Containing

IATIQGM

#### Detecting

IATIQGM

#### Issuing

IATIQGM

**Routing Code:** Note 18

**Descriptor Code:** 5,7

---

## IAT8934

### Explanation:

▶▶ CLASS --- *cls* --- - STATUS=--- *xxx* --- - GRP=--- *grp-main*—————▶▶

An \*INQUIRY,J=*jobno* or *jobname*,SP command was issued to display the name of the spool partition assigned to a job.

*jobid*

job identifier

*jobname*

job name

**SP=***spart*

indicates that spool partition *spart* has been assigned to the job. If CL=*class* is not present, the spool partition was specified on the /\*MAIN statement for the job. If CL=*class* is present, the job requested job class *class* and spool partition *spart* has been assigned to that job class.

**SP=UNASSIGNED**

indicates that no spool partition has been assigned to the job; the JCL for the job did not specify a specific spool partition and there was no spool partition assigned to the job class that was specified by the job.

Under the current select mode for the specified main, the status for class *cls* is:

### STATUS=

whether this class is online, offline, or N/E (not eligible) for this main

**GRP=** the group to which this class belongs

**System action:** JES3 processing continues.

**Operator response:** None. This is an informational message.

### Module:

#### Containing

IATIQGM

#### Detecting

IATIQGM

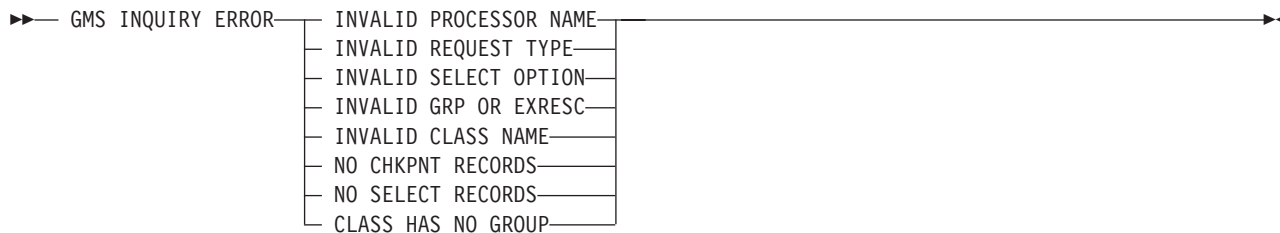
#### Issuing

IATIQGM

**Routing Code:** Note 18

**Descriptor Code:** 5,7

## IAT8936

**Explanation:**

A \*INQUIRY,G or \*INQUIRY,C command is in error. If the error text is INVALID, a non-legal command was issued. If the error text is NO CHPNT RECORDS, NO SELECT RECORDS, or CLASS HAS NO GROUP, an incorrect GMS control block was found.

**System action:** JES3 processing continues.

**Operator response:** If the command was incorrect, see *z/OS JES3 Commands* for a discussion of GMS operator commands.


**Module:**

Containing	Detecting	Issuing
IATIQGM	IATIQGM	IATIQGM
IATIQCLS	IATIQCLS	IATIQCLS

**Routing Code:** Note 18

**Descriptor Code:** 5,7

## IAT8938

**Explanation:**

The GMS CHPNT or SMR records at offset *xxx* contain this data.

**System action:** JES3 processing continues.

**Operator response:** None. This is an informational message.

**Module:**

Containing	Detecting	Issuing
IATIQGM	IATIQGM	IATIQGM

**Routing Code:** Note 18

**Descriptor Code:** 5,7

## IAT8940

**Explanation:**

This message defines the end of a GMS checkpoint record; trailing zeros have been suppressed.

**System action:** JES3 processing continues.

## IAT8941 • IAT8943

**Operator response:** None. This is an informational message.

**Module:**

**Containing**  
IATIQGM

**Detecting**  
IATIQGM

**Issuing**  
IATIQGM

**Routing Code:** Note 18

**Descriptor Code:** 5,7

---

### IAT8941

**Explanation:**

▶▶— SPOOL PARTITION FOR JOB CLASS— *cls*— IS— *spart*—▶▶

An \*INQUIRY,C=,SP command was issued to display the name of the spool partition assigned for the data from all jobs in job class *cls*. In the message, *spart* is the name of the requested partition.

**System action:** JES3 processing continues.

**Operator response:** None. This is an informational message.

**Module:**

**Containing**  
IATIQCLS

**Detecting**  
IATIQCLS

**Issuing**  
IATIQCLS

**Routing Code:** Note 18

**Descriptor Code:** 5,7

---

### IAT8942

**Explanation:**

▶▶— NO PARTITION DEFINED FOR CLASS— *cls*—▶▶

An \*INQUIRY,C=,SP command was issued to display the name of the spool partition assigned for data from jobs in job class *cls* but the job class is not currently assigned to a spool partition.

**System action:** Command processing ends.

**Operator response:** If the job class name was entered incorrectly, reissue the command with the correct name.

**Module:**

**Containing**  
IATIQCLS

**Detecting**  
IATIQCLS

**Issuing**  
IATIQCLS

**Routing Code:** Note 18

**Descriptor Code:** 5,7

---

### IAT8943

**Explanation:**

▶▶— SPOOL PARTITION FOR— *main*— IS— *spart*—▶▶

An \*INQUIRY,G,*main*,SP command was issued to display the name of the spool partition assigned to the specified main. In the message, *spart* is the name of the requested partition.

**System action:** JES3 processing continues.

**Operator response:** None. This is an informational message.

**Module:**

Containing	Detecting	Issuing
IATIQGM	IATIQGM	IATIQGM

**Routing Code:** Note 18

**Descriptor Code:** 5,7

#### IAT8944

**Explanation:**

▶▶— NO PARTITION DEFINED FOR— *main*—▶▶

An \*INQUIRY,G,*main*,SP command was issued to display the spool partition defined for the specified main but the main is not assigned to a spool partition.

**System action:** Command processing ends.

**Operator response:** Reissue the command with the correct name of the main.

**Module:**

Containing	Detecting	Issuing
IATIQGM	IATIQGM	IATIQGM

**Routing Code:** Note 18

**Descriptor Code:** 5,7

#### IAT8950

**Explanation:**

▶▶— - INVALID REQUEST - PROCLIB IATPLB— *nn*— UNDEFINED—▶▶

An incorrect proclib DD statement identifier *nn* was specified in the \*INQUIRY,PROCLIB,ID=*nn* command. The proclib DDNAME (IATPLB*nn*) was not found in the proclib table.

**System action:** JES3 ignores the command. Processing continues.

**Operator response:** Correct the proclib ID and resubmit the command.

**Module:**

Containing	Detecting	Issuing
IATIQPR	IATIQPR	IATIQPR

**Routing Code:** Note 18

**Descriptor Code:** 5,7

## IAT8952 • IAT8954

---

### IAT8952

#### Explanation:

►► PROCLIB IATPLB— *nn*— IS 

HELD FOR UPDATE AND DISABLED
UNALLOCATED AND DISABLED
DISABLED
ENABLED

◀◀

This message is issued in response to an \*INQUIRY,PROCLIB,ID=*nn* command. The proclib DDNAME (IATPLB*nn*) is in one or more of the following states:

#### HELD FOR UPDATE AND DISABLED

The proclib is being held for a job which will update the proclib. Jobs which use the proclib will not be scheduled for C/I processing until after the proclib update is complete.

#### UNALLOCATED AND DISABLED

The proclib has been unallocated in the JES3 and all CI FSS address spaces to allow execution of a proclib update job.

#### DISABLED

The proclib has been disabled because of an error. This may occur during initialization, or during enable processing. A disabled proclib may also be HELD FOR UPDATE or UNALLOCATED.

#### ENABLED

The proclib is not being updated or held by any job.

Message IAT8954 is also issued to display the status of each of the data sets in the proclib concatenation.

**System action:** JES3 processing continues.

**Operator response:** None. This is an informational message.

#### Module:

**Containing**  
IATIQPR

**Detecting**  
IATIQPR

**Issuing**  
IATIQPR

**Routing Code:** Note 18

**Descriptor Code:** 5,7

---

### IAT8954

#### Explanation:

►► IATPLB— *nn*,— DSNAME=— *dsn*— 

NOT BEING UPDATED
BEING UPDATED

 BY JOB— *jobname (jobid)*— ◀◀

This message is issued in response to an \*INQUIRY,PROCLIB command. For each data set in the proclib (IATPLB*nn*), the status of the data set *dsn* is displayed. If the data set is being updated, the job name *jobname* and either the job number *jobno* or job identifier *jobid* are displayed.

**System action:** Processing continues.

**Operator response:** None. This is an informational message.

#### Module:

**Containing**  
IATIQPR

**Detecting**  
IATIQPR

**Issuing**  
IATIQPR

**Routing Code:** Note 18

**Descriptor Code:** 5,7



## IAT8968

## Explanation:

```

▶▶— JOB— jobname (jobid)— IN— dspname—
ACTIVE IN AN FSS CI—
AWAITING POSTSCAN (BATCH)—
AWAITING POSTSCAN (DEMSEL)—
AWAITING VOLUME FETCH—
AWAITING START SETUP—
AWAITING RESOURCE ALLOCATION—
AWAITING UNAVAILABLE VOL(S)—
VERIFY — nnn— VOL MOUNTS PENDING—
AWAITING OPERATOR ACTION—
AWAITING SELECTION ON MAIN—
AWAITING BREAKDOWN—
AWAITING MDS RESTART PROC—
MAIN AND MDS PROC COMPLETE—
AWAITING OUTPUT SERVICE—
AWAITING OUTPUT SERVICE WRITER—
AWAITING RESERVED SERVICE—
OUTPUT SERVICE COMPLETE—
MAIN SERVICE IS FOR DEMAND SELECT—
stepname— ON— sysname— TIME(MM:SS)—
RESALLOC— ww— DASD— xx— TAPE— yy— OTHER—
DJC NET— netid--— OPERATOR HOLD—
DJC NET— netid--— DJC HOLD—
WAITING FOR THE NEXT JOB PHASE—
UNKNOWN RESQUEUE INDEX—
ENDING FUNCTION I/O WAIT—
ENDING FUNCTION IN ERROR—
SYSTEM SELECT PROCESSING—
SYSTEM VERIFY PROCESSING—
AWAITING ARM RESTART—
***WARNING*** ... JOB INFO... NOT AVAILABLE—

```

This is a secondary message in response to a TSO/E status command. This message is only issued if IATUX30 is used for authority checking.

**IN *dspname***

The job is currently associated with the names Dynamic Support Program.

**ACTIVE IN AN FSS CI**

The job is currently undergoing C/I processing in a JES3 FSS C/I address space.

**AWAITING POSTSCAN (BATCH)**

The batch job is waiting for JES3 C/I processing in the JES3 global address space.

**AWAITING POSTSCAN (DEMSEL)**

The demand select job is waiting for JES3 C/I processing in the JES3 global address space.

**AWAITING VOLUME FETCH**

The job is waiting volume fetch processing.

**AWAITING START SETUP**

The job is waiting for the system operator to issue a \*START SETUP JES3 command.

**AWAITING RESOURCE ALLOCATION**

The job is currently waiting for resources to be allocated.

**AWAITING UNAVAILABLE VOL(S)**

The job is currently waiting for one or more unavailable volumes.

**VERIFY - *nnn* VOL MOUNTS PENDING**

The job is currently undergoing verify processing with *nnn* mounts pending.

## IAT8968

### AWAITING OPERATOR ACTION

The job is currently waiting action to be taken on its behalf by the system operator (Main Device Scheduler error queue).

### AWAITING SELECTION ON MAIN

The job is awaiting selection for MVS processing on a JES3 MAIN processor.

### AWAITING BREAKDOWN

The job has finished processing and is waiting for deallocation of resources.

### AWAITING MDS RESTART PROC

The job is waiting for restart processing through JES3 Main Device Scheduler functions.

### MAIN AND MDS PROC. COMPLETE

The job has completed MVS processing on a JES3 MAIN processor and all resources have been deallocated.

### AWAITING OUTPUT SERVICE

The job is waiting for output service processing.

### AWAITING OUTPUT SERVICE WRITER

The job is waiting for the availability of a JES3 output service writer.

### AWAITING RESERVED SERVICE

The job is unable to be scheduled for output service processing.

### OUTPUT SERVICE COMPLETE

The job has completed output service and will be transitioning to the next JES3 scheduler element, most likely PURGE.

### MAIN SERVICE IS FOR DEMAND SELECT

The job is a demand select job that is waiting to be selected for processing on a JES3 MAIN processor.

### *stepname* ON *sysname* TIME(MM:SS)

The job is currently processing on a JES3 MAIN processor and is in step *sysname*. The amount of processing time completed is MM:SS.

### RESALLOC *ww* DASD *xx* TAPE *yy* OTHER

The job is currently waiting for *ww* DASD to be allocated, *xx* tapes to be allocated, and/or *yy* other devices (for example: unit record devices) to be allocated.

### DJC NET *netid* -- OPERATOR HOLD

The job is in a Dependent Job Control (DJC) NET *netid*. The job has been held by a system operator.

### DJC NET *netid* -- DJC HOLD

The job is in a DJC NET *netid*. The job is in DJC network hold status.

### WAITING FOR THE NEXT JOB PHASE

The job is waiting for processing by JES3 for its next processing phase.

### UNKNOWN RESQUEUE INDEX

The job has an unknown status state (error condition).

### ENDING FUNCTION I/O WAIT

The function is in JES3 ending function processing and is waiting for I/O operations to complete.

### ENDING FUNCTION IN ERROR

The job is in JES3 ending function and is in error (error condition).

### SYSTEM SELECT PROCESSING

The job is on the system select queue (waiting for SMS-managed resources or is active in system select processing).

### SYSTEM VERIFY PROCESSING

The job is waiting for system verify processing.

### AWAITING ARM RESTART

The job is waiting for automatic restart management to restart it. This message appears after the job ends and before automatic restart management tells JES3 whether or not to restart it.

### \*\*\*WARNING\*\*\* ADDITIONAL JOB INFORMATION NOT AVAILABLE

Additional information about the job is not available.

**Note:** JES3 will send an OK return code to TSO with the STATUS of all the JES3 jobs that it was able to provide before the maximum staging area size was exceeded.

**System action:** JES3 processing continues.

**Operator response:** None. This is an informational message.

**Module:**

Containing	Detecting	Issuing
IATSIST	IATSIST	IATSIST

**Routing Code:** Note 20

**Descriptor Code:** 5

#### IAT8969

**Explanation:**

```

▶▶ [userid (jobid)] IS [jobname]
    [JOB—jobname]   [OWNED BY—userid]
  
```

This is a secondary message in response to a TSO/E STATUS command. This message is only issued if IATUX30 is used for authority checking. A TSO/E STATUS command with no operands causes *userid jobid IS jobname* to be issued. A TSO/E STATUS command with operands causes **JOB jobname IS OWNED BY userid(jobid)** to be issued.

**System action:** JES3 processing continues.

**Operator response:** None. This is an informational message.

**Module:**

Containing	Detecting	Issuing
IATYTSWK	IATSIST	IATSIST

**Routing Code:** Note 20

**Descriptor Code:** 5

#### IAT8970

**Explanation:**

```

▶▶ —INQUIRY ERROR—INVALID SYSOUT CLASS —cls—
  
```

This message is issued in response to an \*INQUIRY SC=class command when the specified class is not defined.

**System action:** JES3 processing continues.

**Operator response:** None.

**Programmer response:** None. This is an informational message.

**Module:**

Containing	Detecting	Issuing
IATIQSC	IATIQSC	IATIQSC

**Routing Code:**

**Descriptor Code:**

## IAT8980 • IAT8989

---

### IAT8980

#### Explanation:

▶▶— *spart*— HAS NO SPOOL DATA SETS—▶▶

An \*INQUIRY,Q,SP=*spart*,U,N=*nnn* or an \*INQUIRY,Q,SP=*spart*,DD command was issued to display the status of spool partition *spart* and there are no spool data sets defined in the partition at this time.

**System action:** JES3 processing continues.

**Operator response:** None. This is an informational message.

#### Module:

Containing	Detecting	Issuing
IATIQPG	IATIQPG	IATIQPG
IATIQSP	IATIQSP	IATIQSP

**Routing Code:** 2

**Descriptor Code:** 5,7

---

### IAT8981

#### Explanation:

▶▶—SPOOL INQUIRY INCOMPLETE FOR JOB— *jobname (jobid)*,— JOB HAS UNAVAILABLE DATA—▶▶

An \*INQUIRY,Q,SP=*spart*,U,N=*nnn* command was entered to display the *nnn* largest users of spool space within spool partition *spart* and the specified job was found to have a job data set control block (JDS) or a job/data set TAT (JBT) on an unavailable spool data set.

**System action:** JES3 processing continues.

**Operator response:** None. This is an informational message.

#### Module:

Containing	Detecting	Issuing
IATIQPG	IATIQPG	IATIQPG
IATGRWJ	IATGRWJ	IATGRWJ

**Routing Code:** 2,Note 18

**Descriptor Code:** 5,7

---

### IAT8989

#### Explanation:

▶▶— SPOOL DATA SET INQUIRY ON TRACK GROUPS— REQUEST IGNORED—▶▶

The maximum number of spool data set inquiries on track groups requests (\*INQUIRY,Q,DD=*ddn*,U command) are already active.

**System action:** JES3 ignores the request.

**Operator response:** Wait for preceding requests to complete.

#### Module:

Containing	Detecting	Issuing
IATIQSP	IATIQSP	IATIQSP

Routing Code: Note 18

Descriptor Code: 5,7

---

IAT8990

## Explanation:

▶▶—SPOOL PARTITION INQUIRY ON TRACK GROUPS REQUEST IGNORED—▶▶

The maximum number of partition inquiries on track groups requests (\*INQUIRY,Q,SP=*spart*,U command) are already active.

**System action:** JES3 ignores the request.

**Operator response:** Wait for preceding requests to complete.

## Module:

**Containing**  
IATIQSP

**Detecting**  
IATIQSP

**Issuing**  
IATIQSP

Routing Code: Note 18

Descriptor Code: 5,7

---

IAT8991

## Explanation:

▶▶—(MODX) - DM CODE SUPPRESSION—NOT IN EFFECT—▶▶

An \*F,X,ABEND=DM*xxx*,RESET command was issued to resume generating dumps for all JES3 failsoft completion codes. The \*F,X,ABEND=DM*xxx*,SET command was never issued to select the JES3 failsoft completion codes that do not need a JES3 dump.

**System action:** JES3 ignores the command and continues processing.

**Operator response:** None. This is an informational message.

**System programmer response:** Examine your installation's procedures to identify if your installation has selected JES3 failsoft completion codes that do not require a JES3 dump. If your installation has not compiled a list of codes, you may want to create a list.

## Module:

**Containing**  
IATMODX

**Detecting**  
IATMODX

**Issuing**  
IATMODX

Routing Code: Note 18

Descriptor Code: 5,7

---

IAT8992

## Explanation:

▶▶—(MODE) - DM—*xxxx*—IS INCORRECT—SPECIFY ALL OR 001-999—▶▶

An incorrect DM completion code was on the \*F,X,ABEND=DM*xxx*,SET or \*F,X,ABEND=DM*xxx*,RESET command. Specify a valid JES3 failsoft completion code listed in *z/OS JES3 Diagnosis Reference* or ALL.

**System action:** JES3 ignores the request and continues processing.





## IAT8998

**Containing**  
IATIQDX

**Detecting**  
IATIQDX

**Issuing**  
IATIQDX

**Routing Code:** Note 18

**Descriptor Code:** 5,7

---

### IAT8998

**Explanation:**

▶▶— (IQDX) - THE FOLLOWING CODES ARE— SUPPRESSED: DMxxx—▶▶

An \*I,X,DM=xxx command was issued to display all the DM codes for which JES3 suppresses dumps.

**System action:** JES3 processing continues.

**Operator response:** None. This is an informational message.

**Module:**

**Containing**  
IATIQDX

**Detecting**  
IATIQDX

**Issuing**  
IATIQDX

**Routing Code:** Note 18

**Descriptor Code:** 5,7



---

## Chapter 25. JES3 Networking Messages

---

### IAT9101

#### Explanation:

▶▶— NO PARAMETERS SPECIFIED ON NETWORKING— CALL COMMAND—▶▶

The \*CALL,NJE command was issued but there were no parameters specified. The NAME= parameter is required.

**System action:** JES3 does not initialize networking.

**Operator response:** Reissue the \*CALL,NJE command with at least the NAME= parameter specified.

#### Module:

Containing	Detecting	Issuing
IATNTDR	IATNTDR	IATNTDT

**Routing Code:** Note 18

**Descriptor Code:** 7

---

### IAT9102

#### Explanation:

▶▶—BAD PARAMETERS SPECIFIED ON NETWORKING— CALL COMMAND—▶▶

The \*CALL,NJE command contained a NAME= or LINE= parameter that exceeded eight characters.

**System action:** JES3 does not initialize networking.

**Operator response:** Reissue the \*CALL,NJE command with the correct parameters.

#### Module:

Containing	Detecting	Issuing
IATNTDR	IATNTDR	IATNTDT

**Routing Code:** Note 18

**Descriptor Code:** 7

---

### IAT9103

#### Explanation:

▶▶— INVALID NODE NAME SPECIFIED --NETWORKING CALL COMMAND—▶▶

JES3 determined an incorrect node name was specified on a networking command. The node name was incorrect because of one of the following reasons:

- the NAME= parameter on the \*CALL NJE command contained a node name that has not been defined to JES3 using a NJERMT initialization statement.
- the node name specified on the command is the home node.
- the node name specified on the command specified a remote node that uses SNA or TCP/IP protocols to receive network jobs.

**System action:** JES3 does not initialize networking.

## IAT9104 • IAT9105

**Operator response:** Reissue the \*CALL,NJE command with a valid node name specified.

**Module:**

Containing	Detecting	Issuing
IATNTDR	IATNTDR	IATNTDT
	IATNTRS	

**Routing Code:** Note 18

**Descriptor Code:** 7

---

### IAT9104

**Explanation:**

▶▶— PATH FOR NODE— *nodename*— IS INVALID—▶▶

The node name specified on the \*CALL,NJE command is not directly connected to the node from which the command was entered.

**System action:** JES3 does not initialize networking.

**Operator response:** The \*CALL,NJE command cannot be used to initialize the networking capability between two indirectly-connected nodes. Issue the \*CALL,NJE command for directly-connected nodes. If a line exists between these two nodes, but the direct path has not been defined, use the \*MODIFY,NJE,N=*nodename*... command to define the path.

**Module:**

Containing	Detecting	Issuing
IATNTDR	IATNTDR	IATNTDT

**Routing Code:** Note 18

**Descriptor Code:** 7

---

### IAT9105

**Explanation:**

▶▶— LINE— *lname*— IS NOT AVAILABLE—▶▶

The line specified (or defaulted to) on the \*CALL,NJE command could not be allocated. Either an error occurred while trying to allocate the line or the LINE= parameter was not specified on the \*CALL,NJE command nor the LINE= parameter on the NJERMT initialization statement.

**System action:** JES3 does not initialize networking.

**Operator response:** If you did not specify the LINE= parameter, reissue the \*CALL command and specify a line. If you specified the LINE= parameter, reissue the command. If the message persists, contact your system programmer.

**Module:**

Containing	Detecting	Issuing
IATNTDR	IATNTDR	IATNTDT

**Routing Code:** Note 18

**Descriptor Code:** 7

---

**IAT9106****Explanation:**

▶▶— MISSING INTERRUPT ON— *lname*—————▶▶

An I/O interrupt has not been received during the last 5 minutes. If the line is CTC connected, the system at the other node is probably down. If the line is BSC connected, there may be a hardware problem.

**System action:** Processing continues.

**Operator response:** When this message is received for a BSC connection, cancel the line immediately using the \*CANCEL,*lname*,I command.

**Module:**

Containing	Detecting	Issuing
IATNTDR	IATNTDR	IATNTDT

**Routing Code:** Note 17

**Descriptor Code:** 7

---

**IAT9107****Explanation:**

▶▶— DATA RECEPTION INHIBITED FOR LINE— *lname*—————▶▶

The NORCV parameter was specified on either the \*CALL,NJE or \*START,*lname* command.

**System action:** JES3 continues to transmit data over the line but it will not receive data over the line. Any data reception active when the command was issued completes.

**Operator response:** None. This is an informational message.

**Module:**

Containing	Detecting	Issuing
IATNTDR	IATNTDR	IATNTDT

**Routing Code:** Note 18

**Descriptor Code:** 7

---

**IAT9108****Explanation:**

▶▶—DATA RECEPTION PERMITTED FOR LINE— *lname*—————▶▶

The RCV parameter was specified on the \*START,*lname* command.

**System action:** JES3 accepts data sent over the line.

**Operator response:** None. This is an informational message.

**Module:**

Containing	Detecting	Issuing
IATNTDR	IATNTDR	IATNTDT

**Routing Code:** Note 18

## IAT9109 • IAT9111

Descriptor Code: 7

---

### IAT9109

**Explanation:**

▶▶— LOGGING TERMINATED FOR LINE— *lname*—————▶▶

JES3 has received the \*START,*lname* command with the NOLOG parameter specified.

**System action:** JES3 ends the line tracing facility. Any tracing output that has been collected is printed.

**Operator response:** None. This is an informational message.

**Module:**

Containing	Detecting	Issuing
IATNTDR	IATNTDR	IATNTDT

**Routing Code:** Note 18

Descriptor Code: 7

---

### IAT9110

**Explanation:**

▶▶— LOGGING STARTED FOR— *lname*—————▶▶

The \*CALL,NJE or \*START,*lname* command was issued with the LOG parameter specified. The line trace facility is initialized.

**System action:** JES3 initializes tracing for this line.

**Operator response:** None. This is an informational message.

**Module:**

Containing	Detecting	Issuing
IATNTDR	IATNTDR	IATNTDT

**Routing Code:** Note 18

Descriptor Code: 7

---

### IAT9111

**Explanation:**

▶▶—CANCEL IMMEDIATE ACCEPTED FOR LINE—*lname*—————▶▶

The \*CANCEL,*lname*,I command was issued.

**System action:** JES3 ends all processing for the specified line. No additional I/O operations will be performed on this line.

**Operator response:** None. This is an informational message.

**Module:**

Containing	Detecting	Issuing
IATNTDR	IATNTDR	IATNTDT

**Routing Code:** Note 18

**Descriptor Code:** 7

IAT9112

**Explanation:**

▶▶—CANCEL ACCEPTED FOR LINE—*lname*—▶▶

The \*CANCEL command was issued for this line.

**System action:** Current line activity continues. No new line activity is started. After all active functions are complete, JES3 ends the line.

**Operator response:** None. This is an informational message.

**Module:**

Containing	Detecting	Issuing
IATNTDR	IATNTDR	IATNTDT

**Routing Code:** Note 18

**Descriptor Code:** 7

IAT9113

**Explanation:**

▶▶—LINE—*lname*—TERMINATING—▶▶

The specified line is ending either because the \*CANCEL command was issued or an I/O error has occurred.

**System action:** JES3 purges any outstanding I/O operations.

**Operator response:** Consult your system programmer.

**Module:**

Containing	Detecting	Issuing
IATNTDR	IATNTDR	IATNTDT

**Routing Code:** Note 17

**Descriptor Code:** 7

IAT9114 INTERVENTION REQUIRED ON LINE *lname*

**Explanation:**

▶▶—INTERVENTION REQUIRED ON LINE—*lname*—▶▶

A line error has occurred. Intervention is required to correct the problem.

**System action:** JES3 ends the line.

**Operator response:** Correct the condition requiring intervention. Then restart the line.

**Module:**

Containing	Detecting	Issuing
IATNTDR	IATNTDR	IATNTDT

## IAT9115 • IAT9117

**Routing Code:** Note 18

**Descriptor Code:** 7

---

### IAT9115

**Explanation:**

▶▶—LINE—*lname*—NOT OPERATIONAL—▶▶

JES3 could not start an I/O operation on the line. The device is not operational. The condition is probably due to a hardware problem.

**System action:** JES3 ignores the request.

**Operator response:** Ensure that the device is on.

**Module:**

Containing	Detecting	Issuing
IATNTDR	IATGROP	IATNTDT

**Routing Code:** Note 17

**Descriptor Code:** 7

---

### IAT9116

**Explanation:**

▶▶—UNEXPECTED RESPONSE DURING SIGNON—FOR LINE—*lname*—▶▶

An unexpected record was received during line initialization.

**System action:** JES3 ends the line.

**Operator response:** Wait several minutes to allow the other node time to start line initialization. Then restart the line.

**Module:**

Containing	Detecting	Issuing
IATNTDR	IATNTDR	IATNTDT

**Routing Code:** Note 17

**Descriptor Code:** 7

---

### IAT9117

**Explanation:**

▶▶—UNEXPECTED BCB RECEIVED ON LINE—*lname*—▶▶

A remote node sent a record containing an incorrect block count. JES3 considers this a lost data condition.

**System action:** JES3 ends the line.

**Operator response:** Restart the line.

**Module:**

Containing	Detecting	Issuing
IATNTDR	IATNTDR	IATNTDT

**Routing Code:** Note 17

**Descriptor Code:** 7

### IAT9118

**Explanation:**

▶▶— LINE— *lname*— CONNECTED—▶▶

This message, issued in response to the \*X,NJE,N=*nodename*.. command, indicates that line initialization for the specified line is complete.

**System action:** Processing continues.

**Operator response:** None. This is an informational message.

**Module:**

Containing	Detecting	Issuing
IATNTDR	IATNTDR	IATNTDT

**Routing Code:** Note 17

**Descriptor Code:** 7

### IAT9119

**Explanation:**

▶▶— NODE— *nodename*— SIGNED ON—▶▶

This message, issued in response to the \*X,NJE,N=*nodename*.. command, indicates that sign on for the specified node is complete.

**System action:** Processing continues.

**Operator response:** None. This is an informational message.

**Module:**

Containing	Detecting	Issuing
IATNTDR	IATNTDR	IATNTDT

**Routing Code:** Note 17

**Descriptor Code:** 7

### IAT9120

**Explanation:**

▶▶—INVALID RCB RECEIVED FROM NODE—*nodename*—▶▶

A remote node sent a record that contains an incorrect RCB.

**System action:** JES3 ends the line.

**Operator response:** If the condition occurs after a line restart, ask the operator at the remote node to hold the job currently being transmitted.

**Module:**

## IAT9121 • IAT9122

**Containing**  
IATNTDR

**Detecting**  
IATNTDR

**Issuing**  
IATNTDT

**Routing Code:** Note 17

**Descriptor Code:** 7

---

### IAT9121

**Explanation:**

▶▶— INVALID SIGNON RECORD RECEIVED ON LINE— *lname*—————▶▶

A signon record received from another node contains an incorrect node name, signature, password, or buffer size.

**System action:** JES3 ignores the signon record.

**Operator response:** Check the password and buffer size and try again.

**Module:**

**Containing**  
IATNTDR

**Detecting**  
IATNTDR

**Issuing**  
IATNTDT

**Routing Code:** Note 17

**Descriptor Code:** 7

---

### IAT9122

**Explanation:**

▶▶— INVALID RECORD RECEIVED ON LINE— *lname*.— ERROR IN 

JOB
SYSOUT
NMR
NAVAIL

— STREAM RC=— *rc*—————▶▶

As the home node received a network job or SYSOUT stream using BSC protocols, an error was found. For example:

- Incorrect record length was found
- Incorrect record identifier (RID) was found

**System action:** JES3 cancels the job stream for reason codes:

- 004 - 400
- 504 - 600

**Operator response:** Notify the system programmer.

**Programmer response:** Analyze the reason code to determine the reason for the error.

**RC in decimal**

**Meaning**

- |     |  |
|-----|--|
| 004 | While breaking a record out of the transmission buffer, mixed record control bytes (RCBs) were detected.   |
| 008 | An error was detected while validating the next record within the transmission buffer. The record control byte (RCB) of the next record did not contain a valid stream identifier (1 - 7).   |
| 012 | An error was detected while validating the next record within the transmission buffer. Module IATNTJS was invoked to process a transmission buffer from a SYSOUT stream and the next record in the transmission buffer was not from a SYSOUT stream. |
| 016 | An error was detected while validating the next record within the transmission buffer. Module IATNTJS was invoked to process a transmission buffer from a job stream and the next record in the transmission buffer was not from a job stream.       |



- 044 While processing a job stream, a job header was expected. A record other than the job header was received before receiving a job header record.
- 048 While processing the job stream, a job header segment was expected. A record other than a job header segment was received before receiving the entire job header.
- 056 While processing a job stream from a BSC node, a record was received after the job trailer that was not valid. The only valid record after the job trailer is an end of file (EOF).
- 060 A subsequent job header record was received after a data record had been received.
- 064 A record was removed from the transmission buffer. The length of the record is zero.
- 068 A job header segment was received for a job stream. While rebuilding the job header, the length of the job header exceeded the maximum size allowed.
- 072 A record was received that contained a zero length job header segment.
- 076 The job stream contains a zero length job trailer record.
- 080 A job trailer segment was received for a job stream. While rebuilding the job trailer, the length of the job trailer exceeded the maximum size allowed.
- 088 The first segment of a job trailer has been received. An additional record was found in a job trailer buffer while processing a job stream from a BSC node. The additional record was not a job header, job trailer, or an end of file record.
- 092 The first segments of the job header and the job trailer have not been received. An additional record was found in a job header or job trailer buffer while processing a job stream. The additional record was not a job header or a job trailer record.
- 096 The first segment of the job trailer has not been received. An additional record was found in a job header or job trailer buffer while processing a job stream. The additional record was not a job header, job trailer, or a data record. The first segment of the job header has been received.
- 100 While processing a SYSOUT stream, a job header was expected. A record other than the job header was received before receiving a job header record.
- 104 While processing a SYSOUT stream, a job header segment was expected. A record other than a job header segment was received before receiving the entire job header.
- 112 While processing a SYSOUT stream from a BSC node, a record was received after the job trailer that was not valid. The only valid record after a job trailer is an end of file (EOF).
- 116 While processing a SYSOUT stream, a data record was received before receiving a data set header.
- 120 While processing a SYSOUT stream, a data record's carriage control type was not recognized from the subrecord control byte (SRCB).
- 124 While processing a SYSOUT stream, a data record's spanned record indication was not recognized from the subrecord control byte (SRCB).
- 128 While processing a SYSOUT stream, a data record's spanned record indication was not recognized from the subrecord control byte (SRCB).
- 132 While processing a SYSOUT stream, a data record's length exceeded the maximum allowed for a spool data management spanned record.
- 136 While processing a SYSOUT stream, a network spanned data record's length exceeded the maximum logical record length defined for this data set. The maximum logical record length is indicated in the field NDHGLREC of the associated data set header.
- 140 While processing a SYSOUT stream data record, a "first" segment of a network spanned data record was received when an outstanding "first" segment had already been received.
- 144 While reconstructing a SYSOUT stream network spanned data record, a segment was detected when no outstanding "first" segment was received.
- 148 While processing a SYSOUT stream network spanned data record, a problem was detected with a work area.
- 152 While processing a SYSOUT stream non-spanned data record, a "first" segment of a spanned data record was detected.

## IAT9122

- 156 While processing a SYSOUT stream, a job header record was detected after receiving data or data set header records.
- 160 While processing a SYSOUT stream job header record, a zero length record was detected.
- 164 A job header segment was received for a SYSOUT stream. While rebuilding the job header, the length of the job header exceeded the maximum size allowed.
- 168 While reconstructing a SYSOUT stream job header, a segment with a zero length was detected.
- 172 While processing a job trailer buffer, a zero length job trailer record was detected.
- 176 A job trailer segment was received for a SYSOUT stream. While rebuilding the job trailer, the length of the job trailer exceeded the maximum size allowed.
- 180 While processing a data set header buffer, a zero length data set header record was detected.
- 184 While reconstructing a SYSOUT stream data set header, a zero length segment was detected.
- 188 A data set header segment was received for a SYSOUT stream. While rebuilding the data set header, the length of the data set header exceeded the maximum size allowed.
- 200 The first segment of the job header has not been received. An additional record was found in a job header, data set header, or job trailer buffer while processing a SYSOUT stream. The additional record was not a job header, data set header, or job trailer record.
- 204 The first segment of the job header has been received. An additional record was found in a job header, data set header, or job trailer buffer while processing a SYSOUT stream. The additional record was not a job header, data set header, or job trailer record. A data set header was currently being constructed.
- 208 An incorrect specification of the job header password encryption bits was detected.
- 212 The length of a job header section is not positive.
- 216 The total length of all of the job header sections is not equal to the length of the entire job header minus the job header prefix.
- 220 The length of a data set header section is not positive.
- 224 The total length of all of the data set header sections is not equal to the length of the entire data set header minus the data set header prefix.
- 228 A stream was either rejected by the security product or an error occurred during the processing of the security request.
- 232 An error was detected while decompressing a BSC record from the transmission buffer.
- 236 An error was detected while validating the next record within the transmission buffer. The next record was beyond the end of the transmission buffer.
- 240 While processing a SYSOUT stream record, a "first" segment of a sdm spanned record was received when an outstanding "first" segment of a sdm spanned record has already been received.
- 244 While processing a SYSOUT stream record, a "first" segment of a sdm spanned record was received when an outstanding "first" segment of a spanned record has already been received.
- 248 While processing a SYSOUT stream record, an "nth" segment of a sdm spanned record was received when no "first" segment was received.
- 252 While processing a SYSOUT stream record, a last segment of a sdm spanned record was received when no "first" and/or "nth" segment was received.
- 256 While processing a SYSOUT spanned record, a "first" segment of a spanned record was detected when an outstanding "first" segment of a sdm spanned record has been received.
- 260 While processing a SYSOUT non-spanned record, an outstanding "first" segment of a sdm spanned record was detected.
- 264 A job trailer has been received and the prior SYSOUT stream contained a sdm spanned record and the last segment of the sdm spanned record has not been received.
- 268 A job trailer has been received and the prior SYSOUT stream contained a spanned record and the last segment of the spanned record has not been received.

- 272 A data set header has been received and the prior SYSOUT stream contained a sdm spanned record and the last segment of the sdm spanned record has not been received.
- 276 A data set header has been received and the prior SYSOUT stream contained a spanned record and the last segment of the spanned record has not been received.
- 280 While processing a SYSOUT stream record, the length of the record exceeded the logical record length.
- 288 While processing a SYSOUT stream, the segments of a spanned record exceeded the spanned record length that was contained in the first segment.
- 999 Unknown error (the reason code returned by the common receiver was not recognized).

**Module:**

Containing	Detecting	Issuing
IATNTDT	IATNTDR	IATNTDT

**Routing Code:** Note 17**Descriptor Code:** 7**IAT9123****Explanation:**

▶▶ DATA RECEPTION ACTIVE ON LINE— *lname*—————▶▶

A stream of SYSOUT data is being received on the specified line.

**System action:** Processing continues.

**Operator response:** None. This is an informational message.

**Module:**

Containing	Detecting	Issuing
IATNTDR	IATNTDR	IATNTDT

**Routing Code:** Note 17**Descriptor Code:** 7**IAT9124****Explanation:**

▶▶ JOB RECEPTION ACTIVE ON LINE— *lname*—————▶▶

A job stream is being received on the specified line.

**System action:** Processing continues.

**Operator response:** None. This is an informational message.

**Module:**

Containing	Detecting	Issuing
IATNTDR	IATNTDR	IATNTDT

**Routing Code:** Note 17**Descriptor Code:** 7

## IAT9125 • IAT9127

---

### IAT9125

#### Explanation:

▶▶ UNABLE TO ADD JCT TO QUEUE ◀◀

An error occurred while JES3 was trying to add a job to the job queue.

**System action:** JES3 ends the line.

**Operator response:** Notify the system programmer.

**Programmer response:** Take a dump of JES3 and analyze it to determine the reason for the error.

#### Module:

Containing	Detecting	Issuing
IATNTDR	IATNTDR	IATNTDT

**Routing Code:** Note 17

**Descriptor Code:** 7

---

### IAT9126

#### Explanation:

▶▶ NO MORE JES3 JOB NUMBERS AVAILABLE ◀◀

Each job in JES3 is assigned a JES3 job number. This message is issued when there are not any available JES3 job numbers.

**System action:** JES3 ends the line.

**Operator response:** Contact your system programmer.

**Programmer response:** You may want to ease the current situation by canceling some jobs; or you may be able to find a bottleneck (output service, for example) in your installation.

To prevent this situation from recurring in the future, check the JOBNO parameter on the OPTIONS initialization statement. Allocate enough direct-access space to accommodate your installation's working data set for JCT records. (See *z/OS JES3 Initialization and Tuning Reference* for more information on the OPTIONS statement.)

#### Module:

Containing	Detecting	Issuing
IATNTDR	IATNTDR	IATNTDT

**Routing Code:** Note 17

**Descriptor Code:** 7

---

### IAT9127

#### Explanation:

▶▶ JOB— *jobid*— IS— *jobname*— FROM— *nodename (userid)* ◀◀

The system has added a job to the job queue. This job can be a job stream or a SYSOUT stream from another node.

**System action:** The system continues processing.

**Operator response:** None. This is an informational message.

#### Module:

<b>Containing</b> IATNTJS	<b>Detecting</b> IATNTJS	<b>Issuing</b> IATNTDT
------------------------------	-----------------------------	---------------------------

**Routing Code:** Note 17

**Descriptor Code:** 7

#### IAT9128

**Explanation:**

▶▶— LINE— *lname*— RESTARTING—▶▶

JES3 ended the line and is now attempting restart.

**System action:** JES3 restarts the line.

**Operator response:** None. This is an informational message.

**Module:**

<b>Containing</b> IATNTDR	<b>Detecting</b> IATNTDR	<b>Issuing</b> IATNTDT
------------------------------	-----------------------------	---------------------------

**Routing Code:** Note 17

**Descriptor Code:** 7

#### IAT9129

**Explanation:**

▶▶— INSUFFICIENT STORAGE FOR LOGGING—▶▶

The LOG parameter was specified on the \*CALL,NJE or \*START,*lname* command; however, there is not enough storage for the trace facility.

**System action:** JES3 ignores the LOG parameter on the \*CALL,NJE or \*START,*lname* command.

**Operator response:** To acquire logging function, restart JES3.

**Module:**

<b>Containing</b> IATNTDR	<b>Detecting</b> IATNTDR	<b>Issuing</b> IATNTDT
------------------------------	-----------------------------	---------------------------

**Routing Code:** Note 17

**Descriptor Code:** 7

#### IAT9130

**Explanation:**

▶▶— MAXIMUM LINES ALREADY—STARTED FOR— *nodename*—▶▶

This message, issued in response to the \*START,*lname*... command, indicates that the maximum number of lines have already been started.

**System action:** Processing continues.

**Operator response:** Wait until some of the lines have been canceled.

## IAT9131 • IAT9134

### Module:

Containing	Detecting	Issuing
IATNTDR	IATNTDR	IATNTDT

**Routing Code:** Note 18

**Descriptor Code:** 7

---

### IAT9131

#### Explanation:

▶▶— NJECONS NOT ACTIVE - CMD/MSG—DISCARDED—▶▶

The JES3 networking console (NJECONS) DSP is not active.

**System action:** JES3 disregards the command or message that was received from the network.

**Operator response:** Enter the \*CALL,NJECONS command.

### Module:

Containing	Detecting	Issuing
IATNTDR	IATNTDR	IATNTDT
IATMSGC	IATMSGC	IATMSGC

**Routing Code:** Note 17

**Descriptor Code:** 7

---

### IAT9132

#### Explanation:

▶▶— LINE— *lname*— RESTARTING, START IGNORED—▶▶

The \*INQUIRY,NJE command caused message IAT8651 to be issued and the operator responded by issuing the \*START,*lname* command.

**System action:** JES3 ignores the \*START command.

**Operator response:** None. This is an informational message.

### Module:

Containing	Detecting	Issuing
IATNTDR	IATNTDR	IATNTDT

**Routing Code:** Note 17

**Descriptor Code:** 7

---

### IAT9134

#### Explanation:

▶▶— DATA RECEIVED FROM UNDEFINED NODE— JOB=— *jobname*,— LINE=— *lname*,— NODE=— *nodename*—▶▶

Each node in the network is defined to the home node by a NJERMT statement. For each statement an entry is created and added to the networking node table. When a network job is received by a node, the networking node

table is checked to ensure that the node that sent the data is defined to the home node. This message is issued if the node that sent the data is not defined to the home node.

**System action:** JES3 places the received job in operator hold for inspection by the system programmer. Networking and JES3 processing continues.

**Operator response:** Because the network job is placed in operator hold, JES3 will not transmit the network job. Give the job number, line name and node name issued in the message to the system programmer. JES3 processing continues. Other network streams can be transmitted.

**Programmer response:** Investigate the source of the job.

**Module:**

Containing	Detecting	Issuing
IATNTJS	IATNTR	IATNTDT

**Routing Code:** Note 17

**Descriptor Code:** 7

#### IAT9135

**Explanation:**

▶▶— BAD CONTROL RECORD—RECEIVED ON LINE— *lname*—▶▶

An incorrect control character was received on line *lname*.

**System action:** JES3 ignores the record and responds with a negative acknowledgment (NAK) to indicate that an incorrect record has been received.

**Operator response:** None. The sending node should respond to the NAK.

**Module:**

Containing	Detecting	Issuing
IATNTDR	IATNTDR	IATNTDT

**Routing Code:** Note 17

**Descriptor Code:** 7

#### IAT9136

**Explanation:**

▶▶— LINE— *lname*— TERMINATED BY NAK LOOP—▶▶

A NAK loop has developed between nodes: each time a record is transmitted, the receiver sends a negative acknowledgment (NAK) indicating that the record is incorrect and should be retransmitted.

**System action:** JES3 has ended line *lname*. The line will restart if it is an automatically restarting line.

**Operator response:** None; or restart the line if it is not automatically restarted.

**Module:**

Containing	Detecting	Issuing
IATNTDR	IATNTDR	IATNTDT

**Routing Code:** Note 17

**Descriptor Code:** 7

## IAT9137 • IAT9139

---

### IAT9137

#### Explanation:

▶▶— JOB RECEPTION CANCELED ON LINE— *lname*—————▶▶

The remote node has sent a command (by an SCB of hexadecimal 40) to cancel the job it is currently transmitting or to respond to the receiver's \*CANCEL command which was sent to the remote node on the specified line.

**System action:** The active receiver is canceled.

**Operator response:** None. This is an informational message.

#### Module:

Containing	Detecting	Issuing
IATNTDR	IATNTDR	IATNTDR

**Routing Code:** Note 17

**Descriptor Code:** 7

---

### IAT9138

#### Explanation:

▶▶— DATA RECEPTION CANCELED ON LINE— *lname*—————▶▶

The remote node has sent a command (by an SCB of hexadecimal 40) to cancel the data it is currently transmitting or to respond to the receiver's \*CANCEL command which was sent to the remote node on the specified line.

**System action:** The active receiver is canceled.

**Operator response:** None. This is an informational message.

#### Module:

Containing	Detecting	Issuing
IATNTDR	IATNTDR	IATNTDR

**Routing Code:** Note 17

**Descriptor Code:** 7

---

### IAT9139

#### Explanation:

▶▶— NODE— *nodename*— SIGNED OFF—————▶▶

A sign-off record has been received from a node connected by a TP line.

**System action:** The line is canceled and then restarted if automatic sign-on was requested.

**Operator response:** None. This is an informational message.

#### Module:

Containing	Detecting	Issuing
IATNTDR	IATNTDR	IATNTDT

**Routing Code:** Note 17

**Descriptor Code:** 7



---

**IAT9140****Explanation:**

▶▶— JOB— *jobname (jobid)*— ADDED TO JES3 JOB QUEUE—▶▶

A job stream received by JES3 networking has been added to the JES3 job queue.

**System action:** JES3 processing continues.

**Operator response:** None. This is an informational message.

**Module:**

Containing	Detecting	Issuing
IATNTJS	IATNTJS	IATNTJS

**Routing Code:** Note 17

**Descriptor Code:** 7

---

**IAT9141****Explanation:**

▶▶— JOB— *jobname (jobid)*— ADDED TO JES3 OUTPUT QUEUE—▶▶

A SYSOUT stream received by JES3 networking has been added to the JES3 output queue.

**System action:** JES3 processing continues.

**Operator response:** None. This is an informational message.

**Module:**

Containing	Detecting	Issuing
IATNTJS	IATNTJS	IATNTJS

**Routing Code:** Note 17

**Descriptor Code:** 7

---

**IAT9143****Explanation:**

▶▶— ERROR RETURN FROM CALL TO MACRO— IATXOSPC—▶▶

A network stream was received using SNA protocols by the NJE Reader DSP. The NJE Reader DSP added the job to the job queue so that JES3 will process the network stream. The NJE Reader DSP created data sets for the:

- job header
- data set header
- data
- job trailer

but could not delete the data set containing the network stream because of an error from the IATXOSPC TYPE=PUT macro.

**System action:** JES3 successfully processed the network stream. The NJERDR DSP ends and JES3 processing continues.

**Operator response:** JES3 processing continues. Issue a \*IJ=NJERDR to determine the number of NJERDR DSPs that are active. If a NJERDR DSP is active, JES3 will continue to transmit network streams. If there are not any active

## IAT9144 • IAT9145

NJERDR DSPs, JES3 cannot transmit any network streams using SNA protocols until a \*CALL NJERDR command is issued.

**System programmer response:** To indicate the data set can be deleted, the NJERDR DSP issues an IATXOSPC TYPE=PUT request to update the output service element (OSE) that represents the network stream. Use a slip trap for module IATNTNR and IATOSPC to isolate the errors. Because the data set containing the network stream has not been deleted, JES3 may process the network stream again.

### Module:

Containing	Detecting	Issuing
IATYNDN	IATNTNR	IATNTNR

**Routing Code:** Note 17

**Descriptor Code:** 7

---

### IAT9144

#### Explanation:

▶▶ PARTIAL STREAM FLUSHED - JOB SYSOUT— STREAM FROM ORIGIN NODE— *node*—————▶

▶ USER— *userid*— JOB— *jobname*—————▶▶

While MVS/BDT was receiving a network stream, an error occurred that caused MVS/BDT to end processing. Due to the error, the partial stream was sent to JES3 for processing. JES3 flushes the partial network stream.

**System action:** JES3 processing and networking continues.

**Operator response:** None. This is an informational message.

### Module:

Containing	Detecting	Issuing
IATYNDN	IATNTNR	IATNTNR

**Routing Code:** Note 17

**Descriptor Code:** 7

---

### IAT9145

#### Explanation:

▶▶ ERROR IN 

JOB
SYSOUT

 STREAM FROM ORIGIN NODE— *nodename*— USER— *userid*— JOB— *jobname*—————▶

▶ RC=— *rc*—————▶▶

As the home node received a network job or SYSOUT stream using SNA protocols, an error was found. For example:

- Incorrect record length was found
- Incorrect record identifier (RID) was found

**System action:** The network job stream or network SYSOUT stream is not processed. The NJERDR ends with an abend code of DM530. Network streams cannot be received at this node until a \*CALL NJERDR is reissued. JES3 processing continues.

**Operator response:** Request a dump. Notify the system programmer. Reissue a \*CALL NJERDR command to initialize another NJERDR DSP. Another NJERDR DSP enables your node to receive a network stream that require SNA networking protocols. Other JES3 processing continues.

**System programmer response:** Analyze the dump provided by the operator. For additional information on DM530,

see *z/OS JES3 Diagnosis* and use the appropriate return code listed below.

**RC in decimal**

**Meaning**

- 004 While breaking a record out of the transmission buffer, mixed record control bytes (RCBs) were detected.
- 008 An error was detected while validating the next record within the transmission buffer. The record control byte (RCB) of the next record did not contain a valid stream identifier (1 - 7).
- 012 An error was detected while validating the next record within the transmission buffer. Module IATNTJS was invoked to process a transmission buffer from a SYSOUT stream and the next record in the transmission buffer was not from a SYSOUT stream.
- 016 An error was detected while validating the next record within the transmission buffer. Module IATNTJS was invoked to process a transmission buffer from a job stream and the next record in the transmission buffer was not from a job stream.
- 044 While processing a job stream, a job header was expected. A record other than the job header was received before receiving a job header record.
- 048 While processing the job stream, a job header segment was expected. A record other than a job header segment was received before receiving the entire job header.
- 052 While processing a job stream from a SNA node, a record was received after the job trailer that was not valid. The only valid record after the job trailer is an end of file (EOF).
- 060 A subsequent job header record was received after a data record had been received.
- 064 A record was removed from the transmission buffer. The length of the record is zero.
- 068 A job header segment was received for a job stream. While rebuilding the job header, the length of the job header exceeded the maximum size allowed.
- 072 A record was received that contained a zero length job header segment.
- 076 The job stream contains a zero length job trailer record.
- 080 A job trailer segment was received for a job stream. While rebuilding the job trailer, the length of the job trailer exceeded the maximum size allowed.
- 084 The first segment of a job trailer has been received. An additional record was found in a job trailer buffer while processing a job stream from a SNA node. The additional record was not a job header, job trailer, or an end of file record.
- 092 The first segments of the job header and the job trailer have not been received. An additional record was found in a job header or job trailer buffer while processing a job stream. The additional record was not a job header or a job trailer record.
- 096 The first segment of the job trailer has not been received. An additional record was found in a job header or job trailer buffer while processing a job stream. The additional record was not a job header, job trailer, or a data record. The first segment of the job header has been received.
- 100 While processing a SYSOUT stream, a job header was expected. A record other than the job header was received before receiving a job header record.
- 104 While processing a SYSOUT stream, a job header segment was expected. A record other than a job header segment was received before receiving the entire job header.
- 108 While processing a SYSOUT stream from a SNA node, a record was received after the job trailer that was not valid. The only valid record after a job trailer is an end of file (EOF).
- 116 While processing a SYSOUT stream, a data record was received before receiving a data set header.
- 120 While processing a SYSOUT stream, a data record's carriage control type was not recognized from the subrecord control byte (SRCB).
- 124 While processing a SYSOUT stream, a data record's spanned record indication was not recognized from the subrecord control byte (SRCB).
- 128 While processing a SYSOUT stream, a data record's spanned record indication was not recognized from the subrecord control byte (SRCB).

## IAT9145

- 132 While processing a SYSOUT stream, a data record's length exceeded the maximum allowed for a spool data management spanned record.
- 136 While processing a SYSOUT stream, a network spanned data record's length exceeded the maximum logical record length defined for this data set. The maximum logical record length is indicated in the field NDHGLREC of the associated data set header.
- 140 While processing a SYSOUT stream data record, a "first" segment of a network spanned data record was received when an outstanding "first" segment had already been received.
- 144 While reconstructing a SYSOUT stream network spanned data record, a segment was detected when no outstanding "first" segment was received.
- 148 While processing a SYSOUT stream network spanned data record, a problem was detected with a work area.
- 152 While processing a SYSOUT stream non-spanned data record, a "first" segment of a spanned data record was detected.
- 156 While processing a SYSOUT stream, a job header record was detected after receiving data or data set header records.
- 160 While processing a SYSOUT stream job header record, a zero length record was detected.
- 164 A job header segment was received for a SYSOUT stream. While rebuilding the job header, the length of the job header exceeded the maximum size allowed.
- 168 While reconstructing a SYSOUT stream job header, a segment with a zero length was detected.
- 172 While processing a job trailer buffer, a zero length job trailer record was detected.
- 176 A job trailer segment was received for a SYSOUT stream. While rebuilding the job trailer, the length of the job trailer exceeded the maximum size allowed.
- 180 While processing a data set header buffer, a zero length data set header record was detected.
- 184 While reconstructing a SYSOUT stream data set header, a zero length segment was detected.
- 188 A data set header segment was received for a SYSOUT stream. While rebuilding the data set header, the length of the data set header exceeded the maximum size allowed.
- 192 The first segment of a job trailer has already been received. An additional record was found in a job header, data set header, or job trailer buffer while processing a SYSOUT stream from a SNA node. The additional record was not a job header, data set header, job trailer, or an end of file record.
- 196 The first segment of a job trailer has already been received. An additional record was found in a job header, data set header, or job trailer buffer while processing a SYSOUT stream from a BSC node. The additional record was not a job header, data set header, job trailer, or an end of file record.
- 200 The first segment of the job header has not been received. An additional record was found in a job header, data set header, or job trailer buffer while processing a SYSOUT stream. The additional record was not a job header, data set header, or job trailer record.
- 204 The first segment of the job header has been received. An additional record was found in a job header, data set header, or job trailer buffer while processing a SYSOUT stream. The additional record was not a job header, data set header, or job trailer record. A data set header was currently being constructed.
- 208 An incorrect specification of the job header password encryption bits was detected.
- 212 The length of a job header section is not positive.
- 216 The total length of all of the job header sections is not equal to the length of the entire job header minus the job header prefix.
- 220 The length of a data set header section is not positive.
- 224 The total length of all of the data set header sections is not equal to the length of the entire data set header minus the data set header prefix.
- 228 A stream was either rejected by the security product or an error occurred during the processing of the security request.
- 232 An error was detected while decompressing a BSC record from the transmission buffer.

- 236 An error was detected while validating the next record within the transmission buffer. The next record was beyond the end of the transmission buffer.
- 404 The end of file record was passed to the common receiver in the last transmission buffer, but the common receiver did not detect the end of file record.
- 408 The end of file record was not passed to the common receiver in the last transmission buffer, but the common receiver detected an end of file record.
- 412 While processing a job stream, the common receiver has detected a transmitter abort record within the transmission buffer.
- 416 While processing a SYSOUT stream, the common receiver has detected a transmitter abort record within the transmission buffer.
- 420 While processing a stream, the common receiver detected a job header, data set header, or job trailer that exceeded the allowable size.
- 424 The records within the stream are not in the proper order. Either a job header record was expected and not found, a job trailer record was expected and not found, or an end of file record was expected and not found.
- 504 A transmitter abort or an end of file record was received for a job stream that is not active.
- 508 A transmitter abort or an end of file record was received for a SYSOUT stream that is not active.
- 512 A decompression error occurred while processing a nodal message record (NMR).
- 999 Unknown error (the reason code returned by the common receiver was not recognized).

**Module:**

Containing	Detecting	Issuing
IATYNDN	IATNTNR	IATNTNR

**Routing Code:** Note 17**Descriptor Code:** 7**IAT9146****Explanation:**

▶— INVALID RECORD FOUND IN— INBOUND STREAM—▶

While using SNA protocols to receive a network job or SYSOUT stream, an incorrect record was found in the inbound stream. JES3 cannot identify the type of data that was received from the remote node that used SNA protocols to transmit the network stream.

**System action:** The NJERDR DSP fails with an abend code of DM530. The NJERDR DSP ends and additional work sent by a SNA node cannot be processed until the DSP is called again.

**Operator response:** Request a dump and notify the system programmer. JES3 processing other than SNA networking continues.

**Programmer response:** Analyze the dump to determine why the records in the transmitted data set are incorrect. See *z/OS JES3 Diagnosis* for assistance in determining the error.

**Module:**

Containing	Detecting	Issuing
IATYNDN	IATDMDT	IATNTNR

**Routing Code:** Note 17**Descriptor Code:** 7

## IAT9147 • IAT9149

---

### IAT9147

#### Explanation:

▶▶— NJERDR UNABLE TO ADD JOB TO QUEUE—▶▶

While the NJERDR DSP was attempting to add a network job to the job queue, an error occurred.

**System action:** The NJERDR DSP ends and the network stream is released so that it can be processed when the job can be added. SNA networking ends and other JES3 processing continues.

**Operator response:** Request a dump and notify the system programmer.

**Programmer response:** Analyze the dump to determine why the job could not be added to the job queue. See *z/OS JES3 Customization* for a list of the reason codes for the IATXJCT macros.

#### Module:

Containing	Detecting	Issuing
IATYNDN	IATNTNR	IATNTNR

**Routing Code:** Note 17

**Descriptor Code:** 7

---

### IAT9149

#### Explanation:

▶▶— ERROR RETURN FROM CALL TO—MACRO IATXJQE—▶▶

A network stream was received using SNA protocols by the NJE Reader DSP. The NJE Reader DSP added the job to the job queue so that JES3 will process the network stream. The NJE Reader DSP created data sets for the:

- job header
- data set header
- data
- job trailer

but could not delete the data set containing the network stream because of an error from the IATXJQE macro.

**System action:** JES3 successfully processed the network stream. The NJERDR DSP ends and JES3 processing continues.

**Operator response:** JES3 processing continues. Issue a \*IJ=NJERDR to determine the number of NJERDR DSPs that are active. If a NJERDR DSP is active, JES3 will continue to transmit network streams. If there are not any active NJERDR DSPs, JES3 cannot transmit any network streams using SNA protocols until a \*CALL NJERDR command is issued.

**System programmer response:** To indicate the data set can be deleted, the NJERDR DSP issues an IATXOSPC TYPE=PUT request to update the output service element (OSE) that represents the network stream. Use a slip trap for module IATNTNR and IATGRJX to isolate the error. Because the data set containing the network stream has not been deleted, JES3 may process the network stream again.

#### Module:

Containing	Detecting	Issuing
IATYNDN	IATNTNR	IATNTNR

**Routing Code:** Note 17

**Descriptor Code:** 7

---

---

**IAT9150****Explanation:**

▶▶ MISSING JDS ENTRY FOR— *jobname*— JOB— (*jobid*)— FROM— *nodename*—————▶▶

A required JDS entry for a job that was received from another node could not be found.

**System action:** JES3 purges the job.

**Operator response:** Notify the operator at the other node that submitted the job that JES3 has purged the job.

**Module:**

Containing	Detecting	Issuing
IATNTSF	IATNTSF	IATNTFD

**Routing Code:** Note 17

**Descriptor Code:** 7

---

**IAT9152****Explanation:**

▶▶ INVALID EXECUTION NODE— (*destination node*)— FOR— *jobname*— JOB— (*jobid*)— FROM— *nodename*—————▶▶

The execution node name specified for a JCL stream received from the node indicated in the message is incorrect. The specified node was not defined at initialization.

**System action:** If your installation has installed the SNA/NJE Enhancement, JES3 places the job into operator hold. If your installation has not installed the SNA/NJE Enhancement, the job is purged from the system.

**Operator response:** Notify the operator at the node that sent the job that you have purged the job or that it has been placed in operator hold.

**Module:**

Containing	Detecting	Issuing
IATNTSF	IATNTSF	IATNTFD

**Routing Code:** Note 17

**Descriptor Code:** 7

---

**IAT9153****Explanation:**

▶▶ INVALID INVALID DESTINATION— (*invalid destination*)— FOR— *jobname*— JOB— (*jobid*)—————▶▶

▶ FROM— *nodename*—————▶▶

The *invalid destination* consists of a primary and secondary destination. The *invalid destination* was not defined to the specified origin *nodename*.

**System action:** If your installation has installed the SNA/NJE Enhancement, JES3 places the job in operator hold. If your installation has not installed the SNA/NJE Enhancement, JES3 purges the job from the system.

**Operator response:** Notify the operator at the node that sent the job that the job was placed in operator hold or it was purged. If the job was purged, ask the operator at the sending node to resubmit the network job.

**Module:**

## IAT9154 • IAT9156

**Containing**  
IATNTSF

**Detecting**  
IATNTSF

**Issuing**  
IATNTFD

**Routing Code:** Note 17

**Descriptor Code:** 7

---

### IAT9154

**Explanation:**

▶▶ FILE FROM— *nodename*— [ *userid/jobname* ]— RECORDS— (*nnn*)—▶▶

JES3 has received a file from the node and *userid|jobname* indicated. If the *userid* is unavailable, JES3 uses the job name for the *userid*. *nnn* is the size of the file.

**System action:** The file is held in the JES3 spool until the user enters the TSO/E RECEIVE command to retrieve it.

**User response:** Enter the TSO/E RECEIVE command to retrieve the file from JES3.

**Module:**

**Containing**  
IATNTSF

**Detecting**  
IATNTSF

**Issuing**  
IATNTSF

**Routing Code:** Note 18

**Descriptor Code:** 7

---

### IAT9155

**Explanation:**

▶▶ FILE TO— *nodename/userid*— DELETED. INVALID USERID.—▶▶

A file was sent to the *userid* at the indicated *nodename*. The installation exit IATUX42 at that node indicated that the *userid* is incorrect and requested that the file be deleted. The text may have been modified by the installation exit.

**System action:** The file in error was deleted and this message sent back to the originator.

**Operator response:** Verify the target *userid* and retransmit the file.

**Module:**

**Containing**  
IATNTSF

**Detecting**  
IATNTSF

**Issuing**  
IATNTSF

**Routing Code:** Note 18

**Descriptor Code:** 7

---

### IAT9156

**Explanation:**

▶▶ JCT ACCESS ERROR FOR— [ *JOB* ]— *jobname (jobid)*— FROM— *nodename*— RC=— *rc*—▶▶

An error occurred while attempting to obtain a JCT for the network job. The return code is from the IATXJCT macro. For more information on the return codes, see *z/OS JES3 Customization*.



**System action:** JES3 places the job in operator hold.

**Operator response:** Issue a \*S DC command to obtain a snap dump of the job's control blocks and notify the system programmer.

**Programmer response:** Analyze the snap dump to determine the error. See *z/OS JES3 Diagnosis* for assistance in determining the error.

**Module:**

Containing	Detecting	Issuing
IATNTSF	IATNTSF	IATNTSF

**Routing Code:** –

**Descriptor Code:** –

### IAT9157

**Explanation:**

▶▶— *nnnn*— DATA SET(S) FROM JOB— *jobname (jobid)*—PURGED DUE TO SECURITY CHECK—▶▶

This message is issued to notify NJE users when one or more SYSOUT data sets have been purged from the destination node before being processed. The SYSOUT data set was denied permission by the security product at the destination node.

**System action:** JES3 deletes the SYSOUT data sets without processing them.

**Operator response:** Contact the security administrator for authorization to send SYSOUT data sets to the destination node.

**Module:**

Containing	Detecting	Issuing
IATNTSF	IATNTSF	IATNTSF
IATNTRD	IATNTRS	IATNTRS

**Routing Code:** –

**Descriptor Code:** –

### IAT9161

**Explanation:**

▶▶— EMPTY INBOUND STREAM IS— FOUND AND FLUSHED—▶▶

While MVS/BDT is writing a network stream to spool so that JES3 can process it, MVS/BDT ended. Because of the error, an empty network stream was sent to JES3.

**System action:** JES3 flushes the network stream and continues processing.

**Operator response:** If the error occurs again, contact the system programmer.

**System programmer response:** Determine why MVS/BDT ended.

**Module:**

Containing	Detecting	Issuing
IATNTDN	IATNTNR	IATNTNR

**Routing Code:** Note 17

**Descriptor Code:** 7

## IAT9162 • IAT9164

---

### IAT9162

#### Explanation:

▶▶— NJERDR INPUT STREAM—FLUSHED DUE TO DM722— WHILE READING STREAM—▶▶

While the NJE Reader was reading a network stream from spool, JES3 encountered an error similar to the conditions that would cause JES3 to abend with a DM722. A probable cause is that JES3 has hot or warm started before MVS/BDT finished writing the network stream.

**System action:** JES3 flushes the network stream and continues processing.

**Operator response:** If a warm or hot start was just performed, this condition is normal. Otherwise, contact the system programmer.

**System programmer response:** Use the information for DM722 in *z/OS JES3 Diagnosis* to determine the cause of the failure.

#### Module:

Containing	Detecting	Issuing
IATNTNR	IATYNDR	IATDMDT

**Routing Code:** Note 17

**Descriptor Code:** 7

---

### IAT9163

#### Explanation:

▶▶— JOB— *jobname (jobid)*— NJE DATA SET HEADER IS— INCOMPLETE—▶▶

The SWB data created from the OUTPUT statement would have caused the data set header to exceed its maximum logical record length. To avoid this problem, the data set header is transmitted without the SWB data.

**System action:** JES3 transmits the data set header without the SWB data.

**Operator response:** Notify the submitter of the job that the intended output or security processing may not take place.

**Programmer response:** Resubmit the job with fewer OUTPUT statements or fewer keywords on the OUTPUT statement.

#### Module:

Containing	Detecting	Issuing
IATNTDH	IATNTDH	IATNTDH

**Routing Code:** Note 17

**Descriptor Code:** 7

---

### IAT9164

#### Explanation:

▶▶— JOB— *jobname (jobid)*— NJE JOB HEADER IS— INCOMPLETE—▶▶

JES3 attempted to add a scheduling section or a security token section to the NJE job header for a job which was submitted at a remote node. There was not enough room left in the job header to add the new section.

**System action:** JES3 sends the jobs SYSOUT data sets to the destination node without adding the scheduling section or the security token section to the job header.

**Operator response:** Notify the submitter of the job that the intended output or security processing may not take place.

**Module:**

Containing	Detecting	Issuing
IATNTHT	IATNTHT	IATNTHT

**Routing Code:** Note 17

**Descriptor Code:** 7

**IAT9165**

**Explanation:**

▶▶ CANNOT CALL NODE— *nodename*— BECAUSE NJE IS— NOT ENABLED—▶▶

This message is issued in response to a \*CALL,NJE command. The NJE network is not enabled because of an error in the definition of the network. Either the home node was not defined or multiple home nodes were defined. Since NJE is not enabled, no \*CALL,NJE commands will be allowed.

**System action:** The \*CALL,NJE command is rejected.

**Operator response:** Notify the system programmer.

**System programmer response:** Correct the NJE network definition in the initialization stream and perform a warm start or hot start with refresh of JES3. The JES3OUT data set (from the previous warm or cold start) identifies the definition error in message IAT3223.

**Module:**

Containing	Detecting	Issuing
IATNTDR	IATNTDR	IATNTDT

**Routing Code:** Note 18

**Descriptor Code:** 7

**IAT9166**

**Explanation:**

▶▶ BCB SEQUENCE ERROR—RECEIVED ON LINE— *lname*—▶▶

The remote node has sent a BCB sequence error (identified by an RCB of hexadecimal E0). This is an indication that the remote node received an incorrect BCB from the node issuing this message.

**System action:** JES3 ends the line *lname*. The line will restart if it is an automatically restarting line.

**Operator response:** None, if it is an automatically restarting line. Restart the line if it is not an automatically restarting line.

**Module:**

Containing	Detecting	Issuing
IATNTDR	IATNTDR	IATNTDT

**Routing Code:** 108

**Descriptor Code:** 7

## IAT9170 • IAT9191

---

### IAT9170

#### Explanation:

▶▶ THE DISTRIBUTION FIELD FOR JOB— *jobname*— HAS BEEN CHANGED TO— *new distribution id*—▶▶

A job was received from network job entry (NJE) that contains an incorrect character in the distribution identifier.

**System action:** JES3 changes the distribution identifier and continues processing.

**Operator response:** None. This is an informational message.

#### Module:

Containing	Detecting	Issuing
IATNTSF	IATNTSF	IATNTSF

**Routing Code:** 42

**Descriptor Code:** 7

---

### IAT9190

#### Explanation:

▶▶ JOB— *jobname (jobid)*— 

JB
OP

 IS BEING SENT ON LINE—▶▶

The system has started to transmit data to another node. A network job (JB) stream or network SYSOUT (OP) stream is being sent on the specified line *lname*.

**System action:** Processing continues.

**Operator response:** None. This is an informational message.

#### Module:

Containing	Detecting	Issuing
IATNTSD	IATNTSD	IATNTSD

**Routing Code:** Note 17

**Descriptor Code:** 7

---

### IAT9191

#### Explanation:

▶▶ JOB— *jobname (jobid)*— 

JB
OP

 SENT TO— *nodename*—ON LINE— *lname*—▶▶

The system has successfully completed transmitted data to another node. A network job (JB) stream or network SYSOUT stream (OP) is being sent on the specified line *lname*.

**System action:** Processing continues.

**Operator response:** None. This is an informational message.

#### Module:

Containing	Detecting	Issuing
IATNTSD	IATNTDR	IATNTSD

**Routing Code:** Note 17

**Descriptor Code:** 7

#### IAT9192

**Explanation:**

▶▶— JOB— *jobname (jobid)*— HAS NO JOB HEADER.— IT WILL BE PUT IN OPER. HOLD .—————▶▶

JES3 could not find a job header for this job.

**System action:** JES3 puts the job in operator hold status.

**Operator response:** Notify the system programmer.

**Programmer response:** Cancel the job. Check the JCL and resubmit the job.

**Module:**

Containing	Detecting	Issuing
IATNTSD	IATGRJA	IATNTSD

**Routing Code:** Note 17

**Descriptor Code:** 7

#### IAT9193

**Explanation:**

▶▶— IATYNDT NOT IN JDS FOR JOB— *jobname (jobid)*— JOB WILL BE PUT IN OPER. HOLD—————▶▶

JES3 could not find the actual data to be transmitted.

**System action:** JES3 puts the job in operator hold status.

**Operator response:** Notify the system programmer.

**Programmer response:** Analyze the hard-copy message log to determine why the \*NJEDATA ddname is not in JDS.

**Module:**

Containing	Detecting	Issuing
IATNTSD	IATGRJA	IATNTSD

**Routing Code:** Note 17

**Descriptor Code:** 7

#### IAT9194

**Explanation:**

▶▶— IAT9194— JOB— *jobname (jobid)*— HAS NO TRAILER.— JOB WILL BE PUT IN OPER. HOLD—————▶▶

The data has been transmitted. However, JES3 could not find the job trailer with a ddname of \*NJEJBTR.

**System action:** JES3 puts the job in operator hold status.

**Operator response:** Cancel the job and contact the system programmer.

**Module:**

## IAT9195 • IAT9199

**Containing**  
IATNTSD

**Detecting**  
IATGRJA

**Issuing**  
IATNTSD

**Routing Code:** Note 17

**Descriptor Code:** 7

---

### IAT9195

**Explanation:**

▶▶— DESTINATION NODE NAME— INVALID FOR JOB.— *jobname (jobid)*— JOB WILL BE PUT IN OPER. HOLD—▶▶

The node name for the specified job is not defined to JES3.

**System action:** JES3 puts the job in operator hold status.

**Operator response:** Cancel and resubmit the job with a valid node name. If the job still fails, cancel the job and contact the system programmer.

**Programmer response:** Insert a NJERMT statement for the node to the initialization stream and restart JES3.

**Module:**

**Containing**  
IATNTSD

**Detecting**  
IATNTRS

**Issuing**  
IATNTSD

**Routing Code:** Note 17

**Descriptor Code:** 7

---

### IAT9197

**Explanation:**

▶▶— JOB— *jobname (jobid)*— XMISSION CANCELLED BY— REMOTE NODE, — *nodename*—▶▶

▶— JOB WILL BE PUT IN OPER. HOLD—▶▶

Remote node requested that transmission of the job be canceled.

**System action:** The transmission is canceled and the job put in operator hold.

**Operator response:** Notify the system programmer.

**Module:**

**Containing**  
IATNTSD

**Detecting**  
IATNTDR

**Issuing**  
IATNTSD

**Routing Code:** Note 17

**Descriptor Code:** 7

---

### IAT9199

**Explanation:**

▶▶— JOB— *jobname*— SENT ON LINK— *pathname*— TO— *nodename*— JOB WILL BE PUT IN OPER. HOLD—▶▶

A specified job has been transmitted to node *nodename* using link *pathname*.

**System action:** JES3 processing continues.

**Operator response:** None. This is an informational message.

**Module:**

Containing	Detecting	Issuing
IATNTSD	IATCNMR	IATNTSD

**Routing Code:** Note 17

**Descriptor Code:** 7

#### IAT9200

**Explanation:**

```

▶▶ NJEROUT— [RRTjobno] IS ACTIVE —————▶▶
                [Rjobno]
  
```

This message is issued in response to a \*CALL NJEROUT command. It informs the operator that the REROUTE DSP is capable of rerouting network jobs to other nodes. Rjobno is used whenever jobno is greater than 99999.

**System action:** Processing continues.

**Operator response:** None. This is an informational message.

**Module:**

Containing	Detecting	Issuing
IATNTRD	IATNTRS	IATNTRS

**Routing Code:** Note 18

**Descriptor Code:** 7

#### IAT9201

**Explanation:**

```

▶▶ JOB— (jobid1) — [GROUPID— (groupid)] REROUTED TO— (nodename),— NEW JOB— (jobid2) —▶▶
  
```

This message is issued after a network stream has been rerouted to another node. The message indicates the job number assigned to the stream, *jobid1*, and for a stream that is sent using SNA or TCP/IP protocols, the *groupid*, that was successfully transmitted to the specified node.

If HOME was specified on the reroute command and the original job number is assigned to another job at the home node, another job number is assigned. The new job number is identified by *jobid2* in the message. Otherwise, JES3 assigns the job number that was originally assigned to the job.

**System action:** The job has been rerouted. If other jobs were specified on the reroute command, JES3 reroutes the next job specified on the command. Otherwise, JES3 processing continues.

**Operator response:** None. This is an informational message.

**Module:**

Containing	Detecting	Issuing
IATNTRD	IATNTRS	IATNTRS

**Routing Code:** Note 7,Note 17

**Descriptor Code:** 7

## IAT9202 • IAT9204

---

### IAT9202

#### Explanation:

▶▶ *nnn* — JOB — REROUTED —————▶▶  
          └─ JOBS ─┘

The operator specified the TO=\* parameter on one of the following statements:

- \*CALL,NJEROUT
- \*START,NJEROUT
- \*RESTART,NJEROUT

The reroute DSP will reroute the jobs specified on the J=, or JG= parameter. *nnn* specifies the number of jobs that were successfully rerouted.

**System action:** The network streams are routed to their original destinations and processing continues.

**Operator response:** None. This is an informational message.

#### Module:

Containing	Detecting	Issuing
IATNTRD	IATNTRS	IATNTRS

**Routing Code:** Note 17

**Descriptor Code:** 7

---

### IAT9203

#### Explanation:

▶▶ ORIGINAL COMMAND OVERRIDDEN —————▶▶

If a \*RESTART NJEROUT command is issued, it runs before a previously issued \*CALL, \*RESTART, or \*START NJEROUT command.

**System action:** The last \*RESTART command that was issued runs.

**Operator response:** The message is an informational message. It does not require any response.

#### Module:

Containing	Detecting	Issuing
IATNTRD	IATNTRS	IATNTRS

**Routing Code:** Note 18

**Descriptor Code:** 7

---

### IAT9204

#### Explanation:

▶▶ NO WORK AVAILABLE FOR JOB—(*jobid*)— GROUPID— (*groupid*) —————▶▶

The reroute command specified a job number and groupid that either did not exist or is being currently transmitted by MVS/BDT.

**System action:** Processing continues.

**Operator response:** Check the job number and groupid and reissue the reroute command.



**Module:**

<b>Containing</b> IATNTRD	<b>Detecting</b> IATNTRS	<b>Issuing</b> IATNTRS
------------------------------	-----------------------------	---------------------------

**Routing Code:** Note 18**Descriptor Code:** 7**IAT9205****Explanation:**

▶▶— JOB—(*jobid*)— IS NOT ELIGIBLE FOR NJEROUT—▶▶

An attempt was made to reroute a network stream that is formatted to be transmitted over BSC protocols, but the network job was not in specialized reschedule status, or an attempt was made to reroute a job that was not supposed to be transmitted to another node.

**System action:** The NJEROUT DSP does not reroute the job and processing continues.

**Operator response:** Verify the job number and the status of the job.

**Module:**

<b>Containing</b> IATNTRD	<b>Detecting</b> IATNTRS	<b>Issuing</b> IATNTRS
------------------------------	-----------------------------	---------------------------

**Routing Code:** Note 18**Descriptor Code:** 7**IAT9206****Explanation:**

▶▶— UNABLE TO REROUTE JOB— (*jobid*)— RC=— *rc*—▶▶  
   └ GROUPID— (*groupid*) ─┘  
 ▶└ JOB PLACED IN OPER. HOLD ─▶

The operator issued a reroute command but an error occurred that caused the job not to be routed. The error that occurred is indicated by a return code. If the return code is in the range of 1-3, the affected network stream is using BSC protocols. If the return code is in the range of 4-6 or 15, the affected network stream is using SNA or TCP/IP protocols. The other return codes can be issued when sending a network stream using any protocol. See the list specified below for the possible return codes and their meanings.

**RC in decimal****Meaning**

- 1 end-of-data was reached for a JDSGET request for the job header.
- 2 a data set containing the network stream (\*NJEDATA) was not found.
- 3 end-of-data was reached for a JDSGET request for the job trailer.
- 4 a data set that did not contain a job header, data set header, data, or job trailer was obtained by the IATXOSPC TYPE=GET request.
- 5 an error occurred during a IATXOSPC TYPE=PUT request.
- 6 a data set containing the job trailer was not found.
- 7 an error occurred while trying to obtain the job's JQE.

## IAT9207

- 8 a RESQUEUE could not be found for the network job.
- 9 an error occurred while trying to access a job's JCT element.
- 10 an error occurred while trying to obtain a new job number.
- 11 an error occurred while trying to add the job to the job queue.
- 12 An IATXJCT error occurred (BSC).
- 13 An IATXJCT error occurred (SNA) or TCP/IP. Queue (SNA) or TCP/IP.
- 14 An error occurred while trying to delete the origin job (SNA) or TCP/IP.
- 15 the first data set of a network stream did not contain a job header.
- 16 the authorization failed by SAF.
- 17 protocol error occurred.
- 18 a current OSE FDB was not found.
- 19 the job being processed no longer exists.
- 20 data set header contained an incorrect length while trying to AOPEN sysout stream data.

**System action:** JES3 does not reroute the network stream. The network job is left on the job queue in operator hold. JES3 processing continues.

**Operator response:** Your response is dependant on the return code in the message.

If the return code is a 7, verify the job number that was issued on the reroute command. If the return code is valid, there may be a system error and the system programmer should be contacted. Otherwise, reissue the reroute command with the correct job number. If the return code is a 9 or 10, there may be a system error and the system programmer should be contacted.

For the **other return codes**, the message was issued because of an error in the job. Issue a \*S DC (OPTION=SNP),J=jobno and contact the system programmer.

**Programmer response:** Determine the error by using the return code supplied in the message and the accompanying snap dump.

### Module:

Containing	Detecting	Issuing
IATNTRD	IATNTRS	IATNTRS

**Routing Code:** Note 17

**Descriptor Code:** 7

---

## IAT9207

### Explanation:

►►— ERROR DELETING ORIGINAL JOB— (*jobid*)— [ GROUPID— (*groupid*) ]— RC=— *rc*—►►

JES3 successfully rerouted a network stream but an error occurred during cleanup processing for the network job. See the list specified below for the possible return codes and their meanings.

### RC in decimal

#### Meaning

- 12 an error occurred while trying to release the JCT for a BSC formatted job.
- 13 an error occurred while trying to release the JCT for a SNA or TCP/IP formatted job.
- 14 an error occurred while deleting the original network job by the IATXOSPC TYPE=PUT request.

**System action:** JES3 rerouted the network stream but the network job at your node cannot be deleted from the job queue.

**Operator response:** The error was issued because of a problem with the network job. Issue a \*S DC (OPTION=SNP),J=*jobno* for a snap dump of the job's control blocks dump and contact the system programmer. Other, JES3 processing continues.

**Programmer response:** Determine the error from the return code and the accompanying snap dump.

**Module:**

Containing	Detecting	Issuing
IATNTRD	IATNTRS	IATNTRS

**Routing Code:** Note 17

**Descriptor Code:** 7

IAT9208

**Explanation:**

▶▶— NODE NAME— (*nodename*)— NOT DEFINED—▶▶

Each node in the network is defined to JES3 by a NJERMT initialization statement. From the NJERMT statements, a networking node table is created that identifies the nodes and the type of networking protocols used to transmit data. The reroute command specified a networking node that was not defined to the home node by a NJERMT statement.

**System action:** JES3 rejects the command and the NJEROUT DSP continues.

**Operator response:** Verify the name of the node. If the remote node is defined to your node, the home node, reissue the command with the corrected node name. If the remote node is not defined to the home node, contact the system programmer.

**System programmer response:** Include a NJERMT initialization statement in the network stream to define the remote node to your node. Restart JES3 using a warm start, cold start or hot start with refresh.

**Module:**

Containing	Detecting	Issuing
IATNTRD	IATNTRS	IATNTRS

**Routing Code:** Note 18

**Descriptor Code:** 7

IAT9209

**Explanation:**

▶▶— ID— (*wsname*)— NOT DEFINED AT THIS NODE—▶▶

The reroute command specified the name of a RJP workstation that was to receive the network SYSOUT stream. However, the workstation specified on the reroute command was not defined to your node.

**System action:** JES3 rejects the command and continues the NJEROUT DSP.

**Operator response:** Verify the name of the RJP workstation and reissue the reroute command.

**Module:**

Containing	Detecting	Issuing
IATNTRD	IATNTRS	IATNTRS

## IAT9210 • IAT9212

**Routing Code:** Note 18

**Descriptor Code:** 7

---

### IAT9210

**Explanation:**

▶▶— DUPLICATE PARAMETER— (*text*)— SPECIFIED—▶▶

The reroute command included more than one of these keywords:

- T
- JOB=
- TO=
- ID=

**System action:** JES3 rejects the command and continues the NJEROUT DSP.

**Operator response:** Correct the reroute command to include only one of these parameters. Reissue the command.

**Module:**

Containing	Detecting	Issuing
IATNTRD	IATNTRS	IATNTRS

**Routing Code:** Note 18

**Descriptor Code:** 7

---

### IAT9211

**Explanation:**

▶▶— NO PARAMETER FOR KEYWORD— (*text*)— SPECIFIED—▶▶

A keyword on the reroute command did not include a value. The text specifies the keyword that did not have a value assigned to it.

**System action:** JES3 rejects the command and continues the NJEROUT DSP.

**Operator response:** Correct the reroute command to include a value for the keyword.

**Module:**

Containing	Detecting	Issuing
IATNTRD	IATNTRS	IATNTRS

**Routing Code:** Note 18

**Descriptor Code:** 7

---

### IAT9212

**Explanation:**

▶▶— BAD PARAMETER— (*text*)— SPECIFIED—▶▶

A keyword other than:

- J=
- JG=
- JOB=

- JOBGROUP=
- TO=
- T
- ID=

was specified on the reroute command. The text specifies the incorrect keyword.

**System action:** JES3 rejects the command and continues the NJEROUT DSP.

**Operator response:** Correct the keyword on the reroute command and reissue the command.

**Module:**

Containing	Detecting	Issuing
IATNTRD	IATNTRS	IATNTRS

**Routing Code:** –

**Descriptor Code:** –

### IAT9213

**Explanation:**

▶▶ FDEST=/J=/JG=//PATH=— AND— TO= ARE REQUIRED KEYWORDS—▶▶

The reroute command is missing a required keyword.

**System action:** JES3 rejects the command and continues the NJEROUT DSP.

**Operator response:** Correct the reroute command to include the TO= keyword and the J= keyword if rerouting a network job using BSC protocols or the JG= keyword if rerouting a network job using SNA protocols.

**Module:**

Containing	Detecting	Issuing
IATNTRD	IATNTRS	IATNTRS

**Routing Code:** Note 18

**Descriptor Code:** 7

### IAT9214

**Explanation:**

▶▶ INVALID COMBINATION OF FDEST=— /J=/JG=/PATH=S—▶▶

The J= and JG= keyword cannot be specified together on the reroute command. Use the J= parameter, if rerouting a network job using BSC protocols. Use the JG= parameter, if rerouting a network job using SNA protocols.

**System action:** JES3 rejects the command and continues the NJEROUT DSP.

**Operator response:** Determine the type of networking protocol that the networking stream is currently formatted for. To determine the format of the network stream, use the \*I,U,Q=BDT,J=jobno or the \*I,A,D=NJESND command. Message IAT8522 or IAT8524 is issued in response to the \*I,A,D=NJESND command. Either message displays all the network jobs that will be transmitted using BSC protocols. If the job number for the network job is displayed by one of these messages, the network stream will be transmitted by using BSC protocols. Message IAT8131 is issued in response to the \*I,U,Q=BDT command. If a message is issued in response to the inquiry, the network stream will be transmitted using SNA protocols. Correct and reissue the reroute command.

**Module:**

## IAT9215 • IAT9217

**Containing**  
IATNTRD

**Detecting**  
IATNTRS

**Issuing**  
IATNTRS

**Routing Code:** Note 18

**Descriptor Code:** 7

---

### IAT9215

**Explanation:**

▶▶— GROUPID MUST BE SPECIFIED FOR JG=—————▶▶

The JG= keyword on the reroute command included only the job number and not the groupid(s) of the job to be rerouted. For each job number, at least one job group identifier must be specified.

**System action:** JES3 rejects the command and the NJEROUT DSP will process the next command that was issued.

**Operator response:** Correct the reroute command to include at least one job group identifier. Reissue the reroute command to transmit the network job to another node.

**Module:**

**Containing**  
IATNTRD

**Detecting**  
IATNTRS

**Issuing**  
IATNTRS

**Routing Code:** Note 18

**Descriptor Code:** 7

---

### IAT9216

**Explanation:**

▶▶— TOO MANY JOB NUMBERS—AND GROUPIDS SPECIFIED—————▶▶

The command contained too many job numbers and/or groupids.

**System action:** The command is rejected and JES3 continues the NJEROUT DSP.

**Operator response:** Reduce the number of job number(s) or groupid(s) in the command.

**Module:**

**Containing**  
IATNTRD

**Detecting**  
IATNTRS

**Issuing**  
IATNTRS

**Routing Code:** Note 18

**Descriptor Code:** 7

---

### IAT9217

**Explanation:**

▶▶— USE THE 

J=	] PARAMETER FOR	BSC	] TYPE JOB— ( <i>jobname</i>   <i>jobid</i> )
JG=		SNA	

		TCP	
--	--	-----	--

—————▶▶

An incorrect keyword, J= or JG=, was specified on the reroute command.

**System action:** The NJEROUT DSP continues and the command is ignored.

**Operator response:** Correct and reissue the reroute command.

**Module:**

Containing	Detecting	Issuing
IATNTRD	IATNTRS	IATNTRS

**Routing Code:** Note 18

**Descriptor Code:** 7

### IAT9218

**Explanation:**

▶▶— SYNTAX ERROR AT— (*text*)—▶▶

A syntax error occurred while processing the reroute command. The *text* in the message indicates the portion of the command where the error was located.

**System action:** The NJEROUT DSP continues and the command is ignored.

**Operator response:** Correct and reissue the reroute command.

**Module:**

Containing	Detecting	Issuing
IATNTRD	IATNTRS	IATNTRS

**Routing Code:** Note 18

**Descriptor Code:** 7

### IAT9219

**Explanation:**

▶▶— NJEROUT—  
           └─ RRTjobno—  
           └─ Rjobno—  
           WAITING FOR—  
                   ┌─ START—  
                   ├─ RESTART—  
                   └─ CANCEL—  
           REQUEST—▶▶

The specified NJEROUT DSP has completed processing all requests. This message is issued when:

- The specified NJEROUT DSP is waiting for network jobs to reroute to another destination.
- A \*START, \*RESTART, or \*CANCEL command was issued without parameters.

*Rjobno* is used whenever *jobno* is greater than 99999.

**System action:** JES3 processing continues. The NJEROUT DSP will wait until the operator issues a \*START NJEROUT, \*CANCEL NJEROUT or \*RESTART NJEROUT command.

**Operator response:** Issue a \*START NJEROUT or \*RESTART NJEROUT command to send a network stream to another node. Issue a \*CANCEL NJEROUT command to end NJEROUT DSP.

**Module:**

Containing	Detecting	Issuing
IATNTRD	IATNTRS	IATNTRS

**Routing Code:** Note 18

**Descriptor Code:** 2,7

## IAT9220 • IAT9222

---

### IAT9220

#### Explanation:

▶▶—NO WORK FOUND FOR PATH= OR FDEST= KEYWORD—▶▶

On an \*CALL,NJEROUT or \*START,NJEROUT command, the PATH= or FDEST= (final destination) parameter was specified. There were no jobs found matching the specified parameter.

**System action:** The command is rejected and JES3 continues the NJEROUT DSP.

**Operator response:** Correct and reissue the reroute command.

#### Module:

Containing	Detecting	Issuing
IATNTRD	IATNTRS	IATNTRS

**Routing Code:** Note 18

**Descriptor Code:** 2,7

---

### IAT9221

#### Explanation:

▶▶—INVALID COMBINATION OF Q= AND J=/JG=—▶▶

On an \*CALL,NJEROUT or \*START,NJEROUT command, the J= (job) or JG= (job group) keyword was specified. The Q= (queue) keyword was also specified. This combination of keywords is not allowed.

**System action:** The command is rejected and JES3 continues the NJEROUT DSP.

**Operator response:** Correct and reissue the reroute command.

#### Module:

Containing	Detecting	Issuing
IATNTRD	IATNTRS	IATNTRS

**Routing Code:** Note 18

**Descriptor Code:** 2,7

---

### IAT9222

#### Explanation:

▶▶— PREMATURE EOF FOUND FOR JOB— *jobname (jobno)* — [ *GROUPID— (groupid),— PROCESSING CONTINUES—* ] ▶▶

The NJEROUT DSP could not find more data or an end-of-file marker for the data set while processing the job. This can occur if there was a system failure while a job was writing an output data set or an IPL caused the job to cancel.

**System action:** The data set is ended and the reroute is completed. Processing continues.

**Operator response:** None. This is an informational message.

#### Module:

Containing	Detecting	Issuing
IATNTRD	IATNTRS	IATNTRS



**Routing Code:** 108,Note 17

**Descriptor Code:** –

#### IAT9225

##### Explanation:

▶▶— NJERDR IS ACTIVE—▶▶

This message is issued to inform the operator that the NJERDR DSP is active and is ready to process a job or SYSOUT network stream from a node that used SNA protocols to transmit the data.

**System action:** Processing continues.

**Operator response:** None. This is an informational message.

##### Module:

Containing	Detecting	Issuing
IATNTRD	IATNTNR	IATNTNR

**Routing Code:** Note 17

**Descriptor Code:** 7

#### IAT9230

##### Explanation:

▶▶— JOB— *jobname (jobno)*— HAS BEEN PUT IN— OPERATOR HOLD—▶▶

An error occurred while JES3 was attempting to send a network stream to a remote node. While recovering from the error networking released the resources allocated to the job and placed the job in operator hold.

**System action:** JES3 places the network job used to transmit the network stream into operator hold. JES3 continues processing.

**Operator response:** Notify the system programmer.

**System programmer response:** Use the DM code and *z/OS JES3 Diagnosis* to determine the error.

##### Module:

Containing	Detecting	Issuing
IATNTSD	IATNTSD	IATNTSD

**Routing Code:** Note 17

**Descriptor Code:** 7

#### IAT9231

##### Explanation:

▶▶— THE LAST LOGICAL SENDEER FOR NODE— *nodename*— HAS BEEN VARIED OFFLINE—▶▶

The NJESND DSP has varied the last sender offline because of an error detected by the BSC NJE line driver (NJE DSP).

**System action:** All networking traffic to the specified node stops.

**Operator response:** Use the \*I NJE,N=*nodename*,SNDR command described in *z/OS JES3 Commands* to determine the names of the senders and vary them back online. If the message persists, notify the system programmer.

## IAT9300

**Programmer response:** Start the networking logging facility for the line(s) to the specified node and determine why the line driver is requesting the sender to be varied offline.

### Module:

Containing	Detecting	Issuing
IATNTSD	IATNTSD	IATNTSD

**Routing Code:** –

**Descriptor Code:** –

---

## IAT9300

### Explanation:

▶— *command* — FOR — *object* — *name* — FAILED - *reasontext* —▶

A command for the TCP DSP failed.

In the message text:

#### *command*

The command that failed. It is one of the following:

- CALL
- START
- RESTART

#### *object*

The type of object on which the command was intended to be performed. It is one of the following:

- NETSERV
- SOCKET

#### *name*

The name of the object on which the command was intended to be performed, or UNKNOWN if the name cannot be determined.

#### *reasontext*

The reason that the command failed. It is one of the following:

##### **ERROR RETRIEVING CONSOLE INPUT**

An internal error occurred when retrieving the input console command.

##### **EXTRANEOUS \*CALL, TCP PARAMETERS**

The only allowable parameter on the \*CALL, TCP command is NETSERV=ntsvname. This parameter was found, but extraneous parameters were also found.

##### **INCORRECT \*CALL, TCP PARAMETERS**

The only allowable parameter on the \*CALL, TCP command is NETSERV=ntsvname. Some other parameter was found instead.

##### **NETSERV NAME TOO LONG**

The name on the NETSERV= parameter cannot exceed eight characters.

##### **NETSERV IS NOT DEFINED**

The name on the NETSERV= parameter is not defined.

##### **NETSERV SYSTEM NAME *sysname* NOT DEFINED**

The NETSERV definition does not specify a system name. A system name must be defined before the NETSERV can be started.

##### **NETSERV SYSTEM NAME *sysname* DOWNLEVEL**

The NETSERV definition specifies a system name, but the system name is not at the required JES3 release.

##### **NETSERV SYSTEM NAME *sysname* IS DOWN**

The NETSERV definition specifies a system name, but the processor is down.

**NETSERV ALREADY STARTED**

The NETSERV cannot be started because there is already a TCP DSP active using that NETSERV.

**NETSERV GETUNIT ERROR**

The NETSERV cannot be started because an internal error issued a GETUNIT for the NETSERV device in question. This text should not normally be issued; NETSERV IS UNAVAILABLE is the only expected error from the GETUNIT.

**SOCKET IS ALREADY ACTIVE**

The specified socket cannot be started because it is already active.

**SOCKET IS PENDING START**

The command is not allowed for the socket at this time because a start command (either \*S,TCP,SOCKET=socket or \*S,TCP,NODE=node) was previously issued and the socket is in a pending state while waiting for the connection to be made.

**TIMEOUT DURING SIGNON**

During a \*S,TCP,SOCKET= command to start a socket, 30 seconds elapsed before the socket was successfully started. The start of the socket is considered unsuccessful and the socket is returned from the pending to inactive state.

**CANCEL OR FAIL BY OPERATOR**

The NETSERV address space failed to start. Message IAT9308 was issued one or more times if at least 60 seconds have elapsed without the NETSERV starting successfully. While JES3 was waiting for the NETSERV to start, the operator entered the \*CANCEL or \*FAIL command to abandon all attempts to start this NETSERV.

**System action:** The command is rejected.

**Operator response:** If the reason text indicates a parameter error, correct and reissue the command. Otherwise, if the probable cause of the error cannot be determined, notify the system programmer.

**System programmer response:** If the error is caused by an incorrect NETSERV definition, correct the definition and reissue the command. If the reason text indicates an internal error, retry the command. If the problem persists, search problem reporting databases for a fix for the problem. If no fix exists, contact the IBM Support Center.

**Module:**

Containing	Detecting	Issuing
IATNTTDR	IATNTTDR	IATNTTDR

**Routing Code:** Hardcopy log

**Descriptor Code:** 5

**IAT9301****Explanation:**

▶▶—TCP START SUCCESSFUL FOR SERVER—*netserv*—(*jobid 1*)—FOR TCP DSP—(*jobid 2*)—▶▶

The start for the specified Netserv was successful.  
In the message text:

*netserv*

The name of the NETSERV that has started.

*jobid 1*

The job ID of the NETSERV.

*jobid 2*

The job ID of the TCP DSP.

**System action:** Processing continues.

**Operator response:** None.

## IAT9302 • IAT9303

**System programmer response:** None.

**Module:**

Containing	Detecting	Issuing
IATNTTDR	IATNTTDR	IATNTTDR

**Routing Code:** Hardcopy log

**Descriptor Code:** 5

---

### IAT9302

**Explanation:**

▶▶—TCP DSP—(*jobid 1*)—FOR SERVER—*net serv*—(*jobid 2*)—HAS ENDED DUE TO—ADDRESS SPACE END—▶▶

A TCP DSP is ending, because the Netserv address space has ended.  
In the message text:

*net serv*

The name of the NETSERV associated with the TCP DSP.

*jobid 1*

The job ID of the TCP DSP.

*jobid 2*

The job ID of the NETSERV.

**System action:** Processing continues.

**Operator response:** If the address space is ending for unexpected reasons (for example, any reason other than an operator command), notify the system programmer.

**System programmer response:** If the reason for the address space ending was not normal, look for any other messages or abends that are relevant to the address space ending.

**Module:**

Containing	Detecting	Issuing
IATNTTDR	IATNTTDR	IATNTTDR

**Routing Code:** Hardcopy log

**Descriptor Code:** 5

---

### IAT9303

**Explanation:**

▶▶—TCP START FAILED FOR SERVER—*net serv*—

ASCRE RC— <i>rc</i> —RSN— <i>rsn</i>
UNABLE TO CREATE NSCT

—▶▶

A Netserv failed to start either because of an address space creation error or because of an error obtaining storage. If the reason for the failure is an address space creation error, the return code from ASCRE is included in the message.  
In the message text:

*net serv* The name of the Netserv that failed to start. Typically this occurs because of an address space or storage limit preventing the creation of the address space or data areas. Other messages at the time of issuing the \*CALL,TCP command should also be present to further clarify the error.

*rc* The return code from the ASCRE service.

**System action:** The server address space fails to start.

**Operator response:** Notify the system programmer.

**System programmer response:** If the probable cause of the error cannot be determined, retry the command. If the problem persists, search problem reporting databases for a fix for the problem. If no fix exists, contact the IBM Support Center.

**Module:**

Containing	Detecting	Issuing
IATNTTAC	IATNTTAC	IATNTTAC

**Routing Code:** Hardcopy log

**Descriptor Code:** 5

IAT9304

**Explanation:**

```

▶▶—NETSERV—netserv— FAILED—
      |
      |—INCORRECT ID IN ASCRE PARAMETER—
      |
      |—UNABLE TO CREATE—TCT
      |                   |
      |                   |—MEM
      |
      |—IEANTCR RC=crrc—
      |
      |—DUPLICATE NAME TOKEN, IEANTDL RC=d1rc—
  
```

A Netserv address space started, but one of the following internal errors was detected. The error prevented the Netserv address space from continuing.

**INCORRECT ID IN ASCRE PARAMETER**

The Address Space Create service was called with an incorrect identifier in the parameter string.

**UNABLE TO CREATE TCT or MEM**

The Netserv address space was unable to create the indicated data area.

**IEANTCR RC=*crrc***

The Name Token create service (IEANTCR) failed with the indicated return code.

**DUPLICATE NAME TOKEN, IEANTDL RC=*d1rc***

The Name Token create service (IEANTCR) failed because a name token with the same name already exists, and an attempt to call the Name Token Delete service (IEANTDL) to delete the duplicate failed with the indicated return code.

In the message text:

*crrc* The return code from the IEANTCR service.

*d1rc* The return code from the IEANTDL service for the duplicate name token that was found.

*netserv* The name of the Netserv that failed.

**System action:** Netserv address space started, but stopped because of an internal error.

**Operator response:** Notify the system programmer.

**System programmer response:** Retry the command. If the problem persists, search problem reporting databases for a fix for the problem. If no fix exists, contact the IBM Support Center.

**Module:**

Containing	Detecting	Issuing
IATNTTAS	IATNTTAS	IATNTTAS

**Routing Code:** 10

**Descriptor Code:** 4, 7

## IAT9305 • IAT9306

---

### IAT9305

#### Explanation:

▶▶—NODE—*node*—SIGNED—ONOFF—NETSERV—*netserv*—SOCKET—*socket*— (SECURE) ▶▶

A remote node has signed on or off by using TCP/IP protocol.  
In the message text:

*node* The name of the remote node.

*netserv* The name of the Netserv on which the sign on/off is occurring.

*socket* The name of the socket on which the sign on/off is occurring.

If the text (SECURE) appears, this indicates that secure signon has taken place. Secure signon is an optional NJE definition parameter that requires nodes to confirm their identities to each other.

**System action:** Processing continues.

**Operator response:** None.

**System programmer response:** None.

#### Module:

**Containing**  
IATNTTXR

**Detecting**  
IATNTTXR

**Issuing**  
IATNTTXR

**Routing Code:** 10

**Descriptor Code:** 4, 7

---

### IAT9306

#### Explanation:

▶▶—CANCEL SOCKET REJECTED—*socket*—NOT ACTIVE—▶▶

A \*CANCEL,TCP,SOCKET= *socket* command was entered. The command cannot be completed because the socket is not active.

In the message text:

*socket* The name of the socket that was requested in the command.

**System action:** The command is rejected. Processing continues.

**Operator response:** None.

**System programmer response:** None.

#### Module:

**Containing**  
IATNTTDR

**Detecting**  
IATNTTDR

**Issuing**  
IATNTTDR

**Routing Code:** Hardcopy log

**Descriptor Code:** 5

---

## IAT9307

**Explanation:**

►►—TCP/IP SIGNON FOR NODE—*node*—FAILED—*rsntext*—◄◄

An NJE signon was attempted by using TCP/IP protocol but the signon failed for the indicated reason. In the message text:

*node* The name of the remote node.

*rsntext* The reason that the signon failed. The reason text is one of the following:

**NO SESSION KEY DEFINED**

The session key for the remote node is not defined in the security product APPCLU security class.

**INCONSISTENT SECSIGNON DEFINITIONS**

The two nodes involved in the signon do not both specify the same SECSIGNON settings in the NJERMT definition. (In JES2, SIGNON=COMPAT is equivalent to SECSIGNON=NO in JES3, and SIGNON=SECURE is equivalent to SECSIGNON=YES in JES3.)

**ENCRYPT OF LOCAL KEY FAILED**

The security call to encrypt the home node's session key has failed.

**ENCRYPT OF REMOTE KEY FAILED**

The security call to encrypt the remote node's session key has failed.

**ENCRYPTION KEYS DO NOT MATCH**

The nodes do not consistently define the session keys in the security product APPCLU security class.

**APPCLU SECURITY CLASS NOT ACTIVE**

The APPCLU security class has not been activated in the security product.

**INCONSISTENT TLS DEFINITIONS**

The two nodes involved in the signon do not both specify the same TLS settings in the NJERMT definition. (In JES2, the TLS setting is on the socket definition.)

**UNDEFINED NODE**

The remote node is not defined.

**NODE IS NOT TCP/IP**

The remote node is defined but does not specify TYPE=TCPIP.

**System action:** The signon of the nodes will not complete.

**Operator response:** Notify the system programmer.

**System programmer response:** If the reason text says ENCRYPT OF LOCAL KEY FAILED or ENCRYPT OF REMOTE KEY FAILED, search problem reporting databases for a fix for the problem. If no fix exists, contact the IBM Support Center.

If the reason text says UNDEFINED NODE, add the remote node with the command '\*MODIFY,NJE,ADD=nodename,TYPE=TCPIP'. If you need this node permanently added, include an NJERMT statement to define it during the next hot start with refresh or warm start.

If the reason text says INCONSISTENT SECSIGNON DEFINITIONS or INCONSISTENT TLS DEFINITIONS, correct the NJE definitions. If the change is required on the home node, stop and restart the TCP DSP for the affected Netserv.

If the reason text says NO SESSION KEY DEFINED, APPCLU SECURITY CLASS NOT ACTIVE, or ENCRYPTION KEYS DO NOT MATCH, correct the security product definitions and retry the \*S,TCP command.

**Module:**

**Containing**  
IATNTTXR

**Detecting**  
IATNTTXR

**Issuing**  
IATNTTXR

**Routing Code:** 10

## IAT9308 • IAT9309

Descriptor Code: 4, 7

---

### IAT9308

#### Explanation:

▶▶—IAT9308 WAITING FOR NETSERV TO START. CONTINUE WAITING OR—\*CANCEL / \*FAIL THE—*nsvname*—DSP.—▶▶

A time interval of 60 seconds has elapsed during which a NETSERV that was requested to start as a result of a '\*CALL,TCP' command has not proceeded far enough for JES3 to recognize a successful start request. Typically this occurs because of an address space or storage limit preventing the creation of the address space. It can also occur because of DASD contention delaying the address space start. One or more other messages at the time of the '\*CALL,TCP' command should also be present to further clarify the error. If the problem is with the address space create service, message IAT9303 will also be issued.

In the message text:

*NSVNAME*

The name of the NETSERV that has not yet initialized.

**System action:** JES3 repeats this message at 60 second intervals until the operator takes an action or the NETSERV successfully starts.

**Operator response:** If you want to give the NETSERV more time to start, do nothing. If you believe that the NETSERV has a problem coming up and want to stop JES3 from waiting, enter either the '\*CANCEL,*nsvname*' or '\*FAIL,*nsvname*' command. If the NETSERV comes up after one of these commands is entered, you must then cancel the address space by entering the MVS command 'C *nsvname*'.

**System programmer response:** Look for messages or other conditions that might prevent the NETSERV from starting, and correct these conditions.

#### Module:

##### Containing

IATNTTDR

##### Detecting

IATNTTDR

##### Issuing

IATNTTDR

**Routing Code:** Hardcopy log

**Descriptor Code:** 5

---

### IAT9309

#### Explanation:

▶▶—TCP DSP WAITING FOR CONNECT OR—RESET OF SYSTEM—*system*—OR \*CANCEL,—*netserv*—▶▶

▶—COMMAND TO BE ISSUED—▶▶

A Netserv was defined to run on a particular system, but the system in question has not been connected to the global. The Netserv cannot start until that system is connected.

In the message text:

*system* The name of the system.

*netserv* The name of the Netserv.

**System action:** The Netserv does not start. This message is repeated every 30 seconds until either the system is connected or reset, or the operator cancels the TCP DSP by issuing the command '\*CANCEL,*netserv*'.

**Operator response:** If the system is expected to connect, no further action is needed. If the system does not need to be connected, issue the '\*CANCEL,*netserv*' command to cancel the TCP DSP for the Netserv in question. Alternatively, the system in question can be flushed or partitioned out of the SYSPLEX.

**System programmer response:** None.

#### Module:



**Containing**  
IATNTTDR

**Detecting**  
IATNTTDR

**Issuing**  
IATNTTDR

**Routing Code:** Hardcopy log

**Descriptor Code:** 5

### IAT9351

**Explanation:**

▶▶—NO NETSERV—

DEFINED
ACTIVE

—TO SEND—TCP NJE TRANSACTION—▶▶

A job or SYSOUT stream has requested a destination of a node that is defined as TYPE=TCPIP, but no Netserv is available to transmit the work to the destination node for one of the following reasons:

- No Netserv statement is defined in the JES3 initialization deck.
- No Netserv is started on that JES3 node.

**System action:** Any network job to be transmitted by a Netserv using TCP/IP protocol, is placed on the JES3 TCP job queue. The network job remains on the queue until the Netserv is defined to JES3 and gets started by using the \*CALL,TCP,NETSERV=netserv command.

**Note:** JES3 spool might reach maximum capacity if there is an abnormal number of networking jobs waiting for the Netserv.

**Operator response:** If the Netserv is defined, start the Netserv by using the \*CALL,TCP,NETSERV=netserv command, followed by a \*START,TCP,SOCKET=socket command to establish the TCP/IP NJE connection with the destination node. Otherwise, notify the system programmer.

**System programmer response:** Define a Netserv either by adding a NETSERV statement and performing a hot start with refresh, or by using the \*MODIFY,NETSERV,ADD= command.

**Module:**

**Containing**  
IATOSDR

**Detecting**  
IATOSDR

**Issuing**  
IATOSDR

**Routing Code:** Hardcopy log

**Descriptor Code:** 2, 7

### IAT9352

**Explanation:**

▶▶—NO SOCKET—

DEFINED
ACTIVE

—TO NODE— *node*—FOR TCP NJE TRANSACTION—▶▶

A job or SYSOUT stream has requested a destination of a node that is defined as TYPE=TCPIP, but no socket is available to transmit the work to the destination node for one of the following reasons:

- No socket statement is defined in the JES3 initialization deck for that destination node.
- No socket is started to that destination node.

**System action:** Any network job to be transmitted by a Netserv using TCP/IP protocol, is placed on the JES3 TCP job queue. The network job remains on the queue until a socket is defined to JES3 and gets started by using the \*START,TCP,SOCKET=socket command.

**Note:** JES3 spool might reach maximum capacity if there is an abnormal number of networking jobs waiting for the Netserv.

## IAT9370 • IAT9371

**Operator response:** If the socket is defined, start the socket by using the \*START,TCP,SOCKET=socket command to establish the TCP/IP NJE connection with the destination node. Otherwise, notify the system programmer.

**System programmer response:** Define a socket either by adding a SOCKET statement and performing a hot start with refresh, or by using the \*MODIFY,SOCKET,ADD= command.

**Module:**

Containing	Detecting	Issuing
IATOSBM	IATOSBM	IATOSBM

**Routing Code:** Hardcopy log

**Descriptor Code:** 2, 7

---

### IAT9370

**Explanation:**

▶▶—JOB—*jobname*—(—*jobid*—)—GROUPID—(—*groupid*—)—TRANSMISSION—TO NODE—*node*—SUCCESSFUL————▶▶

A specified job or SYSOUT stream has been successfully transmitted to the specified node.

**System action:** JES3 processing continues.

**Operator response:** None. This is an informational message.

**Module:**

Containing	Detecting	Issuing
IATNTTXR	IATNTTXR	IATNTTXR

**Routing Code:** Hardcopy log

**Descriptor Code:** 7

---

### IAT9371

**Explanation:**

▶▶—JOB—*jobname*—(—*jobid*—)—GROUPID—(—*groupid*—)—TRANSMISSION—CANCELLED—JOB PUT IN HOLD————▶▶

A specified job or SYSOUT stream has been transmitted to the specified node. An error occurred before the transmission was completed. The transmitter detected this error and put the job in hold.

**System action:** JES3 puts the job in system hold.

**Operator response:** Notify the system programmer.

**System programmer response:** Report the problem to the IBM Support Center.

**Module:**

Containing	Detecting	Issuing
IATNTTXR	IATNTTXR	IATNTTXR

**Routing Code:** 2

**Descriptor Code:** 4

---

---

IAT9372**Explanation:**

▶▶—JOB—*jobname*—(—*jobid*—)—GROUPID—(—*groupid*—)—TRANSMISSION—————▶

▶—CANCELLED BY RECEIVER—, —JOB PUT IN HOLD—————▶▶

The job transmission is canceled by the receiver.

**System action:** JES3 puts the job in system hold.

**Operator response:** Notify the system programmer.

**System programmer response:** Check with the receiver node to analyze the reason for the receiver cancel. When the receiver node is ready to accept the job again, release the job using \*F U,J=XX,H=y,NH=n command.

**Module:**

Containing	Detecting	Issuing
IATNTTXR	IATNTTXR	IATNTTXR

**Routing Code:** Hardcopy log

**Descriptor Code:** 7

---

IAT9373**Explanation:**

▶▶—INCORRECT DATA SET TYPE IN—JOB—*jobname*—(—*jobid*—)—▶

▶—GROUPID—(—*groupid*—)—, —JOB PUT IN HOLD—————▶▶

The Netserv got an incorrect data set type while reading the spool data sets of a network job. Job header, Data set header, SYSIN/SYSYOUT data sets, and Job trailer are valid data set types for network jobs.

**System action:** JES3 puts the job in system hold.

**Operator response:** Notify the system programmer.

**System programmer response:** Report the problem to the IBM Support Center.

**Module:**

Containing	Detecting	Issuing
IATNTTXR	IATNTTXR	IATNTTXR

**Routing Code:** Hardcopy log

**Descriptor Code:** 7

---

IAT9374**Explanation:**

▶▶—ERROR FROM SAPI WITH—RC=*returncode*—FOR—JOB—*jobname*—(—*jobid*—)—GROUPID—(—*groupid*—)—▶

▶,—JOB PUT IN HOLD—————▶▶

While Netserv transmitter read the spool data sets of the network job, the SAPI application took an error return.

**System action:** JES3 puts the job in system hold.

## IAT9375 • IAT9376

**Operator response:** Notify the system programmer.

**System programmer response:** See *z/OS MVS Using the Subsystem Interface* for the explanation of the return codes. If the problem could not be diagnosed with this information, report the problem to the IBM Support Center.

**Module:**

Containing	Detecting	Issuing
IATNTTXR	IATNTTXR	IATNTTXR

**Routing Code:** Hardcopy log

**Descriptor Code:** 7

---

### IAT9375

**Explanation:**

▶▶—ERROR FROM BLOCK SPOOLER WITH—RC=*returncode*—FOR—  
▶—JOB—*jobname*—(—*jobid*—)—GROUPID—(—*groupid*—)—,—JOB PUT IN HOLD—▶▶

While Netserv transmitter read the spool buffer using the block spooler, the application took an error return.

**System action:** JES3 puts the job in system hold.

**Operator response:** Notify the system programmer.

**System programmer response:** See descriptions of the block spooler related JES3 (IAT) messages immediately preceding IAT9375 for more information. If the problem could not be diagnosed with this information, report the problem to the IBM Support Center.

**Module:**

Containing	Detecting	Issuing
IATNTTXR	IATNTTXR	IATNTTXR

**Routing Code:** Hardcopy log

**Descriptor Code:** 7

---

### IAT9376

**Explanation:**

▶▶—ALL REQUIRED DATA SETS WERE NOT SENT FOR—JOB—*jobname*—(—*jobid*—)—GROUPID—(—*groupid*—)—  
▶,—JOB PUT IN HOLD—▶▶

All needed data sets for a network job are not available in the spool. This might happen because program error or storage overlay.

**System action:** The X'EC8' abend with RC=10 is issued after the message and the corresponding socket connection is terminated. JES3 puts the job in system hold.

**Operator response:** Notify the system programmer.

**System programmer response:** Report the problem to the IBM Support Center.

**Module:**

Containing	Detecting	Issuing
IATNTTXR	IATNTTXR	IATNTTXR

**Routing Code:** Hardcopy log

**Descriptor Code:** 7

IAT9377

**Explanation:**

▶▶—NO DATA SET FOUND FOR JOB—JOB—*jobname*—(—*jobid*—)—GROUPID—(—*groupid*—)—BY NETSERV—▶▶

No data set was found by the netserv while processing the job. The corresponding job might have been deleted by NJEROUT or DJ from the global.

**System action:** JES3 processing continues.

**Operator response:** This is an informational message. Check whether the job was deleted by NJEROUT or DJ from the preceding JES3 messages. If the job was not deleted by NJEROUT or DJ from the preceding JES3 messages, take a dump and notify the system programmer.

**System programmer response:** Report the problem to the IBM Support Center.

**Module:**

Containing	Detecting	Issuing
IATNTTXR	IATNTTXR	IATNTTXR

**Routing Code:** Hardcopy log

**Descriptor Code:** 7

IAT9378

**Explanation:**

▶▶—IAT9378 JOB—*jobname*—(—*jobid*—)—GROUPID—(—*groupid*—)—DELETED DUE TO ZERO JDS ENTRY—▶▶

A job with a zero JDS entry was encountered during the restart of a Network Server (Netserv) after the system was IPLed. When the Netserv goes down because of a system IPL, jobs that are under delete processing contain a zero JDS entry. Those jobs with a zero JDS entry will be deleted from the system the next time the Netserv comes up and begins to process work.

**System action:** JES3 processing continues.

**Operator response:** None. This is an informational message.

**System programmer response:** None. This is an informational message.

**Module:**

Containing	Detecting	Issuing
IATOSOR	IATOSOR	IATOSOR

**Routing Code:** Hardcopy log

**Descriptor Code:** 7

IAT9379

**Explanation:**

▶▶—JOB—TRAILER—NOT—RECEIVED—FOR—JOB—*jobname*—ORIGIN—NODE—(—*node*—)—USER—(—*user*—)—, —▶▶

## IAT9380

▶—DATA—DISCARDED—▶

A specified job or SYSOUT stream has been partially received from the origin node. The job header was received, but no job trailer was received. Because the transmission was incomplete, the data was discarded.

**System action:** JES3 discards all data received for the job.

**Operator response:** Notify the system programmer.

**System programmer response:** Report the problem to the IBM Support Center.

**Module:**

Containing	Detecting	Issuing
IATNTTXR	IATNTTXR	IATNTTXR

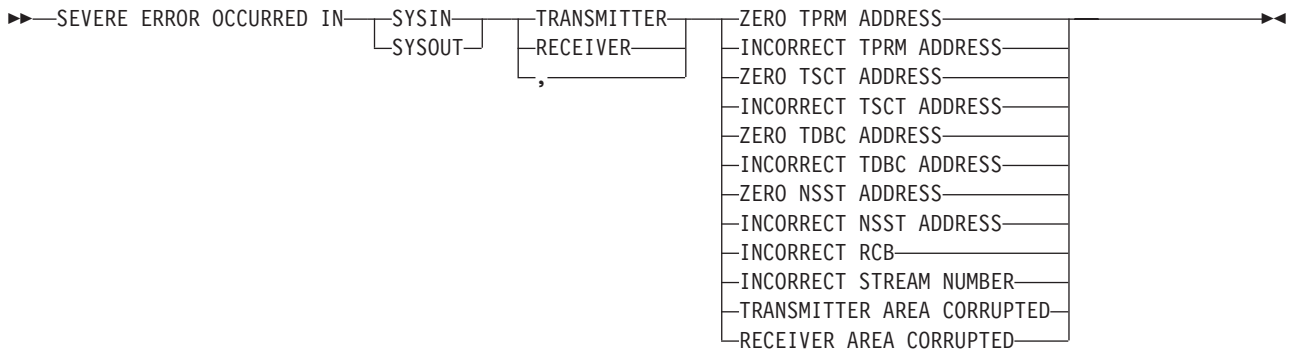
**Routing Code:** 2

**Descriptor Code:** 4

---

## IAT9380

**Explanation:**



A severe error occurred in the transmitter/receiver exits like SYSIN TRANSMITTER, SYSIN RECEIVER, SYSOUT TRANSMITTER, or SYSOUT RECEIVER because of the following reasons:

- ZERO TPRM ADDRESS
- INCORRECT TPRM ADDRESS
- ZERO TSCT ADDRESS
- INCORRECT TSCT ADDRESS
- ZERO TDBC ADDRESS
- INCORRECT TDBC ADDRESS
- ZERO NSST ADDRESS
- INCORRECT NSST ADDRESS
- INCORRECT RCB
- INCORRECT STREAM NUMBER
- TRANSMITTER AREA CORRUPTED
- RECEIVER AREA CORRUPTED

This might be caused because of program logical error or storage overlay.

**System action:** The 'X'EC8' abend with RC=10 is issued after the message and the corresponding socket connection is terminated.

**Operator response:** Notify the system programmer.

**System programmer response:** Report the problem to the IBM Support Center.

**Module:**

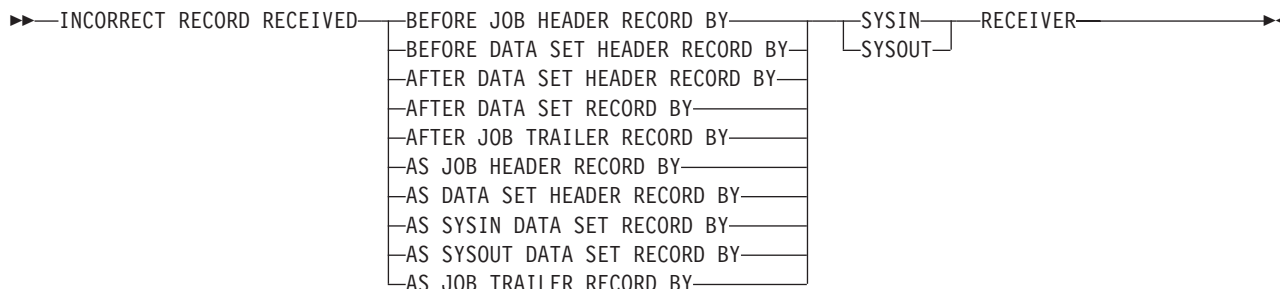
**Containing**  
IATNTTXR

**Detecting**  
IATNTTXR

**Issuing**  
IATNTTXR

**Routing Code:** Hardcopy log

**Descriptor Code:** 7

**IAT9381****Explanation:**

As the home node received a network job or SYSOUT stream using TCP/IP protocol, one of the following protocol error was occurred:

- A different data set record is received before the job header record.
- A sysout data set record is received before the data set header record.
- A job header record is received after the data set header record.
- A job header record is received after the data set record.
- A non end-of-file record is received after the job trailer record.
- The job header record is incorrect.
- The data set header record is incorrect.
- The sysin data set record is incorrect.
- The sysout data set record is incorrect.
- The job trailer record is incorrect.

**System action:** The network job or SYSOUT stream is not processed. JES3 puts the job in system hold on the transmitter side.

**Operator response:** Release the job using \*F U,J=XX,H=y,NH=n command and see whether the job/sysout stream is successfully transmitted next time. If the problem persists, take the dump and notify the system programmer.

**System programmer response:** Report the problem to the IBM Support Center.

**Module:**

**Containing**  
IATNTTXR

**Detecting**  
IATNTTXR

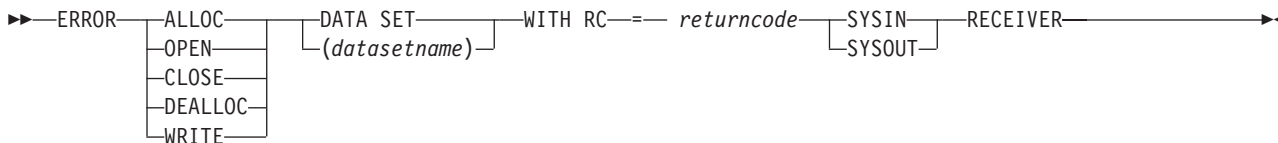
**Issuing**  
IATNTTXR

**Routing Code:** Hardcopy log

**Descriptor Code:** 7

IAT9382

**Explanation:**



As the home node received a network job or SYSOUT stream using TCP/IP protocols, an error occurred while processing the dummy data set or network stream data set. The sysin or sysout receiver allocated and opened a dummy data set to get a spool address or record allocation block (RAB) . The same RAB is used by all data sets for that network stream. The dummy data set with data set name T3xxxxxx is allocated and deallocated using DYNALLOC. The MVS macro OPEN is used to open the dummy data set and it is closed using CLOSE. The network stream data sets like job header data set (\*NJEJBHD), sysin data set (\*NJEINPT), data set header (\*NJEJHDR), File FDB data set (\*NJEFDB), sysout data sets (DSxxxxxx), and job trailer data set (\*NJEJBTR) are allocated, open, close and deallocated using IATXSMD macro.

**System action:** The X'EC8' abend with RC=10 is issued after the message and the corresponding socket connection is terminated.

**Operator response:** Notify the system programmer.

**System programmer response:** For network stream data set errors, see *z/OS JES3 Customization* for the explanation of the return codes. For dummy data set errors, see *z/OS MVS Programming: Authorized Assembler Services Reference ALE-DYN* for the explanation of the return codes. If the problem could not be diagnosed with this information, report the problem to the IBM Support Center.

**Module:**

<b>Containing</b> IATNTTXR	<b>Detecting</b> IATNTTXR	<b>Issuing</b> IATNTTXR
-------------------------------	------------------------------	----------------------------

**Routing Code:** Hardcopy log

**Descriptor Code:** 7

IAT9383

**Explanation:**



An error occurred in the sysin or sysout receiver while processing MJIB to build the utility job in the global.

**System action:** The X'EC8' abend with RC=10 is issued after the message and the corresponding socket connection is terminated.

**Operator response:** Notify the system programmer.

**System programmer response:** Report the problem to the IBM Support Center.

**Module:**

<b>Containing</b> IATNTTXR	<b>Detecting</b> IATNTTXR	<b>Issuing</b> IATNTTXR
-------------------------------	------------------------------	----------------------------

**Routing Code:** Hardcopy log

**Descriptor Code:** 7



---

**IAT9384****Explanation:**

▶▶—JOB—*jobname*—(—*jobid*—)—GROUPID—(—*groupid*—)—TRANSMISSION—TO—NODE—*node*—▶▶

A specified job or SYSOUT stream has been transmitted to the specified node. When the transmission is completed, IAT9370 will be posted.

**System action:** JES3 processing continues.

**Operator response:** None. This is an informational message.

**Module:**

Containing	Detecting	Issuing
IATNTTXR	IATNTTXR	IATNTTXR

**Routing Code:** 2

**Descriptor Code:** 4

---

**IAT9385****Explanation:**

▶▶—SERVER—*server\_name*—ABEND—CODE=—*Sxxx*—RC=—*rsn*—▶▶

An abend occurred in the Netserv address space during JES TCP/IP NJE processing. In the message text:

*server\_name*

Specifies the TCP/IP NJE server name.

*Sxxx* Specifies the system completion code in hexadecimal format.

*rsn* Specifies the reason code.

**System action:** The Netserv socket subtask is terminated with an abend dump.

**Operator response:** Notify the system programmer.

**Programmer response:** Obtain the abend dump and other relevant documentation, and contact the IBM Support Center. If the abend code is X'DFB' (reason codes 65, 66, 67 or 68), there should be a subsequent X'EC8' abend dump when the subtask is terminated.

**Module:**

Containing	Detecting	Issuing
IATNTTXR	IATNTTXR	IATNTTXR

**Routing Code:** 10

**Descriptor Code:** 4

---

**IAT9500****Explanation:**

▶▶—INVALID— BDT SYSTEM ID:— *sys-id*—▶▶  
     └── DUPLICATE ─┘

If **INVALID BDT SYSTEM ID** was issued a JES3 operator entered a MVS/BDT command or transaction that could not be processed because the *sys-id* specified on the transaction or command is not valid. JES3 could not locate a SSCVT that exists for the MVS/BDT subsystem.

## IAT9501

If **DUPLICATE BDT SYSTEM ID** was issued two or more MVS/BDT subsystems exist with the same *sys-id*. While processing a shuttle BSID, JES3 encountered more than one BSID that contained the same *sys-id*.

**System action:** JES3 rejects the command or transaction; other JES3 processing continues.

**Operator response:** If an incorrect *sys-id* was entered for the MVS/BDT subsystem:

- correct the *sys-id*, if possible
- reissue the command or transaction

If you cannot correct the *sys-id*, contact your system programmer.

If a duplicate *sys-id* was entered, note the duplicate *sys-id* of the MVS/BDT subsystem and contact the system programmer so that the initialization stream may be changed for the next restart. Issue a dump for the system programmer.

**Programmer response:** If an incorrect *sys-id* was specified, provide a valid *sys-id* for the operator to specify. If a duplicate *sys-id* was specified, two or more MVS/BDT subsystems communications tables (BSCTs) contained the same *sys-id*. Each MVS/BDT subsystem in a JES3 complex must have a unique *sys-id*.

- determine the duplicate *sys-id* of the MVS/BDT subsystem from the dump and the message.
- correct the BDTNODE statement in the MVS/BDT initialization stream so that the error will be corrected during the next restart.

### Module:

Containing	Detecting	Issuing
IATBDCI	IATBDCI	IATBDCI
IATYBDD	IATBDCI	IATBDCI

**Routing Code:** Note 18

**Descriptor Code:** 7

---

## IAT9501

### Explanation:

▶▶— ERROR ACCESSING JOB— *jobname (jobid)*— RD=— *rc*—▶▶

While JES3 was accessing a job's JCT or JQE from spool an error was encountered. The job related information is obtained from spool when:

- establishing communications between JES3 and MVS/BDT
- placing a network job in operator hold
- MVS/BDT requests JES3 to delete a job from the JES3 job queue

*jobno* in the message indicates the job number of the job. *jobid* in the message indicates the job identifier (JOBnnnnn). *rc* indicates the reason JES3 could not obtain the job's data. For information on the reason code, see *z/OS JES3 Customization*.

**System action:** If MVS/BDT was establishing communications with JES3, communications between the two subsystems is in a:

- disconnect state for Version 1 of MVS/BDT
- initialize state from Version 2 of MVS/BDT

When communications between the subsystems enter this state, JES3 and MVS/BDT are not aware of each other and will not send or receive transactions. JES3 processing will continue but all transactions are ignored until communications are established between the two subsystems.

If MVS/BDT issued a request to place a network job in hold or to delete a job from the JES3 job queue, the request is ignored and JES3 processing continues.

**Operator response:** Notify the system programmer.

**Programmer response:** Use the return code to determine the error. See *z/OS JES3 Customization* for a description of the return codes from the IATXJCT and IATXJQE macros.

**Module:**

Containing	Detecting	Issuing
IATBDCI	IATBDCI	IATBDCI

**Routing Code:** 42

**Descriptor Code:** 7

#### IAT9504

**Explanation:**

▶▶— BDT/JES3 COMMUNICATIONS— [ ESTABLISHED WITH— BDT SUBSYSTEM— *sys-id*— ]  
 [ REJECTED FROM— ]

If communications were rejected, the request failed because of one of the following:

- JES3 encountered a duplicate or incorrect *sys-id* for a MVS/BDT subsystem. (Message IAT9500 was issued to indicate the error)
- JES3 cannot access the job related control blocks associated with the MVS/BDT subsystem. Message IAT9501 was issued to indicate the job could not be accessed.

If communications were established, transactions can be sent to either subsystem.

**System action:** JES3 processing continues. If communications were rejected, future processing for the MVS/BDT subsystem is rejected until communications are established between the two subsystems.

**Operator response:** If communications are not established, inform the system programmer of the *sys-id* so that the problem can be corrected over the next restart.

**Programmer response:** If message IAT9500 was issued to indicate duplicate or incorrect *sys-ids* were specified, provide a valid subsystem ID for the MVS/BDT subsystem. If the message IAT9501 was issued to indicate the job's control blocks could not be accessed, determine the error from the reason code given in message IAT9501.

**Module:**

Containing	Detecting	Issuing
IATBDCI	IATBDCI	IATBDCI
IATYBDD	IATBDCI	IATBDCI

**Routing Code:** 42

**Descriptor Code:** 7

#### IAT9506

**Explanation:**

▶▶— INVALID STAGING AREA RECEIVED:ID=— *cbname*— MC=— *code*— FROM BDT SUBSYSTEM— *sys-id*—▶▶

While processing a subsystem interface (SSI) request, the BDT subsystem interface data area (BSID) contained one of the following errors:

- the BSID ID field *cbname* did not contain the characters, BSID.
- a staging area that does not contain a shuttle BSID was placed on the shuttle destination queue.
- the BSID modifier code (*code*) was not in the range defined for use by the user. The range defined for the user is 128-255.



**System action:** JES3 processing continues. The message is issued to inform the operator of the state of the communications between JES3 and MVS/BDT. If your installation has installed Version 2 of MVS/BDT, JES3 will not send any networking work to MVS/BDT for processing. Therefore, JES3 can not indicate to MVS/BDT that network streams, commands, or messages are ready to be transmitted using SNA protocols.

**Note:** The only command that can be issued when communications between MVS/BDT and JES3 are in a disconnect state is the \*START BDT command. See *z/OS JES3 Commands* for a description of this command.

**Operator response:** Notify the system programmer.

**Module:**

Containing	Detecting	Issuing
IATBDCI	IATBDCI	IATBDCI
IATYBDD	IATBDCI	IATBDCI

**Routing Code:** 10

**Descriptor Code:** 7

**IAT9509**

**Explanation:**

▶▶— INVALID RETURN CODE RECEIVED RC=— *rc*;— USER EXIT IATUXnn— HAS BEEN DISABLED—▶▶

Installation exit IATUXnn returned a code other than 0, 4, or 8.

**System action:** The installation exit is disabled; JES3 processing continues.

**Operator response:** Notify the system programmer.

**Programmer response:** See the specified installation exit in *z/OS JES3 Customization* for the specified reason code. Use the reason code to determine the error.

**Module:**

Containing	Detecting	Issuing
IATBDCI	IATBDCI	IATBDCI
IATYBDD	IATBDCI	IATBDCI

**Routing Code:** 42

**Descriptor Code:** 7

**IAT9512**

**Explanation:**

▶▶— SECURITY EXIT IATUXnn— ABEND— *nnnn*— -- REQUEST TERMINATED—▶▶

Installation exit IATUXnn, which checks whether commands or transactions are authorized, has ended (code *nnnn*).

**System action:** The installation exit is disabled; the command or transaction is rejected. JES3 processing continues.

**Operator response:** Notify the system programmer.

**Programmer response:** Determine the cause of the problem in the installation exit routine.

**Module:**

Containing	Detecting	Issuing
IATBDCI	IATBDCI	IATBDCI
IATYBDD	IATBDCI	IATBDCI

## IAT9513

**Routing Code:** 9

**Descriptor Code:** 7

---

### IAT9513

**Explanation:**

▶— ABNORMAL RETURN FROM SUBSYSTEM— INTERFACE; RC=— *rc*— COMMAND/TRANSACTION REJECTED—▶

An IEFSSREQ has returned with a non-zero reason code *rc* when trying send a transaction to MVS/BDT. MVS/BDT returns one of the following values in *rc*:

**Value    Meaning**

000	Normal completion
104	Abnormal return from BDTLP
108	Abnormal return from SSI
10C	SSI initialization failure
110	GETMAIN/FREEMAIN failure
114	Cross memory failure
118	Unable to load BDTLP
11C	Unable to locate job name
120	Execution error
124	No MVS/BDT subsystems active
128	Incorrect ENABLE/DISABLE code for MVS/TQI
12C	MVS/BDT subsystem requested not found
130	GETMAIN failed
134	Unable to locate MVS/BDT address space control block (ASCB)
138	Abnormal return from POST
13C	MVS/BDT TQI inactive
140	MVS/BDT TQI failure
144	No default MVS/BDT subsystem defined
148	Called by unauthorized program
14C	ESTAE routine entered
150	No SYSNAME specified
154	Error when BDT issued an IEFSSREQ macro to return to JES3.
158	No or incorrect SYSID specified
15C	Duplicate SYSID specified
160	ESTAE not available
164	FESTAE not available

**System action:** JES3 rejects the command or transaction; other JES3 processing continues.

**Operator response:** Notify the system programmer.

**Programmer response:** Field SSOBRETN in the SSOB contains the reason code.

**Module:**

**1100** z/OS V2R1.0 JES3 Messages

**Containing**  
IATBDCI  
IATYBDD

**Detecting**  
IATBDCI  
IATBDCI

**Issuing**  
IATBDCI  
IATBDCI

**Routing Code:** Note 18

**Descriptor Code:** 7

#### IAT9514

##### Explanation:

▶▶— COMMAND/TRANSACTION ACCEPTED, TQI— 

ENABLED
DISABLED

—————▶▶

A command or transaction was sent to MVS/BDT using an IEFSSREQ and was accepted. MVS/BDT TQI is enabled or disabled.

**System action:** JES3 processing continues.

**Operator response:** None. This is an informational message.

##### Module:

**Containing**  
IATYBDD

**Detecting**  
IATBDCI

**Issuing**  
IATBDCI

**Routing Code:** Note 18

**Descriptor Code:** 7

#### IAT9515

##### Explanation:

▶▶— INVALID BSID RECEIVED, BDT SUBSYSTEM— *sys-id*—————▶▶

The MVS/BDT subsystem requests a service from JES3 by sending a MVS/BDT subsystem interface data area (BSID) to JES3. This message is issued if:

- JES3 receives a BSID from the MVS/BDT subsystem for a request other than connect before communications between the two subsystems enters a connect state. This will only occur if your installation has installed MVS/BDT Version 2.
- the MVS/BDT subsystem identified by the *sys-id* is not defined to JES3.
- a Version 1 MVS/BDT subsystem sent a Version 2 BSID to JES3. (that is, a BSID that contains a suspend, resume, or connect request)

**System action:** JES3 ignores the request. The staging area is purged or returned to the MVS/BDT subsystem. Unless message IAT9508 was issued to indicate JES3 and MVS/BDT could not issue any requests, future processing between JES3 and MVS/BDT can still be performed. JES3 processing continues.

**Operator response:** None. This is an informational message.

##### Module:

**Containing**  
IATYBDD

**Detecting**  
IATBDCI

**Issuing**  
IATBDCI

**Routing Code:** 42

**Descriptor Code:** 7

## IAT9516 • IAT9518

---

### IAT9516

#### Explanation:

▶▶ JOB— *jobname (jobid)*— BDTJOB=BDT— *jobno*— GROUPID=— *groupid*— IN OPERATOR HOLD————▶▶

While MVS/BDT was trying to process a transaction or network job a permanent error occurred. Either *jobname* or *jobid* identifies the job number that JES3 assigns to the network job. The BDT *jobno* identifies the job number that the MVS/BDT subsystem assigns to the job. The *groupid* is a unique JES3 identifier assigned to a job or to each SYSOUT data set that is being transmitted by the MVS/BDT using SNA protocols.

**System action:** JES3 places the job in operator hold.

**Operator response:** See the MVS/BDT messages that are issued, these will direct your response.

#### Module:

Containing	Detecting	Issuing
IATYBDD	IATBDCI	IATBDCI

**Routing Code:** 42

**Descriptor Code:** 7

---

### IAT9517

#### Explanation:

▶▶ JOB— *jobname (jobid)*— BDTJOB=BDT— *jobno*— GROUPID=— *groupid*— CANCELLED————▶▶

The MVS/BDT operator issued a command to cancel the specified SNA/NJE job.

**System action:** The corresponding JES3 SNA/NJE job is canceled. JES3 continues processing.

**Operator response:** None. This is an informational message.

#### Module:

Containing	Detecting	Issuing
IATBDCD	IATBDCI	IATBDCI

**Routing Code:** 42

**Descriptor Code:** 7

---

### IAT9518

#### Explanation:

▶▶ JOB— *jobname (jobid)*— GROUPID=— *groupid*— HELD, PATH NODE UNDEFINED TO BDT————▶▶

MVS/BDT is trying to send a network stream to a remote node using SNA protocols. The nodes are indirectly connected and the stream must be sent to a path node. However, the path node is defined to JES3 as a node that can receive a network stream using SNA protocols but the node is not defined to the MVS/BDT subsystem. Either *jobname* or *jobid* indicates the job number assigned to the job by JES3. *group* is a unique JES3 identifier assigned to the network job or to each SYSOUT data set that is being transmitted by the MVS/BDT subsystem using SNA protocols.

**System action:** The indicated job is placed in operator hold.

**Operator response:** Notify the system programmer. Issue a \*CALL NJEROUT command to reroute the job to a different execution node.



**Programmer response:** Include a BDTNODE initialization statement in the MVS/BDT initialization stream to define the node to MVS/BDT.

**Module:**

Containing	Detecting	Issuing
IATYBDD	IATBDCI	IATBDCI

**Routing Code:** 42

**Descriptor Code:** 7

**IAT9519**

**Explanation:**

▶▶ JOB— *jobname* (*jobid*)— GROUPID=— *groupid*— REMOVED FROM BDT JOB QUEUE,—————▶

▶— PATH NODE UNDEFINED TO BDT—————▶▶

MVS/BDT is trying to send a network stream to a remote node using SNA protocols. The nodes are indirectly connected and the stream must be sent to a path node. The path node is defined to JES3 as a node that can receive a network stream using SNA protocols. However, the MVS/BDT subsystem at the home node ended. When the MVS/BDT subsystem was restarted, the path node was not defined to the MVS/BDT subsystem. Either *jobname* or *jobid* indicates the job number assigned to the job by JES3. *group* is a unique identifier assigned to a job or to each SYSOUT data set that is being transmitted by the MVS/BDT subsystem using SNA protocols.

**System action:** The job is placed in operator hold.

**Operator response:** Notify the system programmer. Issue a \*CALL NJEROUT command to reroute the job to a different execution node.

**Programmer response:** Either include a BDTNODE initialization statement in the MVS/BDT initialization stream or remove the NJERMT statement from the JES3 initialization stream that defines the node to JES3.

**Module:**

Containing	Detecting	Issuing
IATYBDD	IATBDCI	IATBDCI

**Routing Code:** 42

**Descriptor Code:** 7

**IAT9520**

**Explanation:**

▶▶ BDT=— *sys-id*— CANNOT BE DEFINED AS THE— SNA NJE BDT—————▶▶

The JES3 initialization stream specified a Version 1 MVS/BDT subsystem instead of a Version 2 MVS/BDT subsystem. Only Version 2 MVS/BDT supports SNA/NJE processing.

**System action:** This node will not transmit or receive any network jobs that use SNA networking protocols.

**Operator response:** Notify the system programmer if the node is expected to receive or send network jobs by using SNA protocols.

**Module:**

Containing	Detecting	Issuing
IATYBDD	IATBDCI	IATBDCI

## IAT9522 • IAT9523

**Routing Code:** 42

**Descriptor Code:** 7

---

### IAT9522

**Explanation:**

▶▶— CHECKPOINT DATA LOST,— BDT COMMUNICATIONS— INTERFACE FCT PERMANENTLY DISABLED—▶▶

A permanent error occurred while updating the checkpoint data set. This error caused all the JES3 MVS/ BDT checkpoint data to become inaccessible.

**System action:** JES3 removes the MVS/BDT communications interface FCT from the FCT chain. All communication between JES3 and all the MVS/BDT subsystems are disabled. JES3 processing can continue, however, JES3 cannot communicate with the MVS/BDT subsystem.

**Operator response:** Notify the system programmer.

**Programmer response:** A return code of 20 was returned in register 15 from the WRTCHAIN macro. The MVS/BDT communications interface FCT ends with an abend code of 703. Determine the reason for the permanent error. See *z/OS JES3 Diagnosis* and *z/OS JES3 Customization* to help diagnosis the error. To establish communications between JES3 and the MVS/BDT subsystems, JES3 must be restarted by performing a warm or hot start.

**Module:**

**Containing**  
IATYBDD

**Detecting**  
IATGRCP

**Issuing**  
IATBDCI

**Routing Code:** 42

**Descriptor Code:** 7

---

### IAT9523

**Explanation:**

▶▶— UNABLE TO SEND AVAILABLE SNA NJE— TRANSACTION, NO SNA NJE BDT—▶▶

An MVS/BDT subsystem is not yet defined to JES3 for one of the following reasons:

- a Version 2 MVS/BDT subsystem was not defined to JES3 by a SYSID or NJERMT initialization statement.
- the MVS/BDT subsystem has not sent a CONNECT request to JES3.

**System action:** Any network job to be transmitted by MVS/BDT using SNA protocols, is placed on the JES3 job queue. The network job remains on the queue until MVS/BDT is defined to JES3 and communication is in the connected state.

**Note:** JES3 spool may reach maximum capacity if there is an abnormal number of networking jobs waiting for MVS/BDT.

**Operator response:** Notify the system programmer about the BDT subsystem condition.

**Programmer response:** Check the initialization stream to ensure a Version 2 MVS/BDT subsystem is defined to JES3. The initialization stream should include a BDTID parameter on the NJERMT statement or a SYSID initialization statement. If a Version 2 MVS/BDT subsystem is defined to JES3, initialize the MVS/BDT subsystem. If the MVS/BDT subsystem is not defined and the node will be receiving jobs sent to the node over a SNA connection, correct the initialization stream and restart JES3 by performing a warm start, cold start, or hot start with refresh.

**Module:**

**Containing**  
IATYBDD

**Detecting**  
IATBDCI

**Issuing**  
IATBDCI

**Routing Code:** 42

**Descriptor Code:** 2.7

#### IAT9524

##### Explanation:

▶▶— ERROR INITIATING JOB— 

HOLD—	,
DELETE—	,

 JOB— *jobname (jobid)*— GROUPID=— *groupid*— WAS NOT FOUND—▶▶

The MVS/BDT subsystem requested a job be held or deleted from the JES3 job queue. This message indicates the requested job could not be found on the JES3 job queue.

**System action:** The request is ignored and processing continues.

**Operator response:** If more of these messages appear, notify the system programmer.

**Programmer response:** If this message appears whenever MVS/BDT requests to hold or delete a job from the JES3 job queue, it may be an indication that the JES3 and MVS/BDT job queues are out of synch. Restart the MVS/BDT subsystem.

##### Module:

Containing	Detecting	Issuing
IATYBDD	IATOSPC	IATBDCI

**Routing Code:** 42

**Descriptor Code:** 7

#### IAT9525

##### Explanation:

▶▶— IATOSBM FAILURE - JESTAE— EXIT ENTERED— IN IATBDCI—▶▶

A IATXOSBM macro was issued to obtain a job from the MVS/BDT subsystem. While attempting to get a job, an error occurred. JES3 entered the JESTAE recovery routine in IATBDCI to recover from the error.

**System action:** Processing continues.

**Operator response:** Request a dump and notify the system programmer.

**Programmer response:** See *z/OS MVS Diagnosis: Tools and Service Aids* on how to read a formatted dump. See *z/OS JES3 Diagnosis* for information on how to determine the error.

##### Module:

Containing	Detecting	Issuing
IATYBDD	IATBDCI	IATBDCI

**Routing Code:** 10

**Descriptor Code:** 7

#### IAT9526

##### Explanation:

▶▶— JESREAD ERROR, MVS/BDT— CHECKPOINT DATA,— RC=— *rc*—▶▶

An error occurred during a JES3 hot start. During a hot start, initialization information is kept in checkpoint data sets. While reading records from the JES3 checkpoint data set, an error occurred. The JESREAD macro, that was

## IAT9528 • IAT9529

issued to read the information from spool, supplies these return codes *rc* when an error occurs.

### Return Code

#### Meaning

X'04'	Incorrect FDB address in the file directory
X'08'	Incorrect spool address
X'0C'	Unrecoverable I/O error
X'10'	Zero FDB
X'14'	IDs did not match
X'18'	File unavailable during initialization

**System action:** JES3 saves the checkpoint data set. However, the data in the data set is considered as lost. Message IAT9528 is issued following this message.

**Operator response:** See message IAT9528.

### Module:

Containing	Detecting	Issuing
IATYBDD	IATDMNC	IATBDCI

**Routing Code:** 42

**Descriptor Code:** 7

---

### IAT9528

#### Explanation:

▶▶— MVS/BDT CHECKPOINT— DATA READ ERROR MAY— REQUIRE VARY JES3 ON—▶▶

An error occurred while reading information from the JES3 checkpoint data set.

**System action:** Processing continues.

**Operator response:** Because information in the checkpoint data set is lost, the states of any MVS/BDT subsystems defined to JES3 are also lost. To establish communication between JES3 and the MVS/BDT subsystems, issue an MVS/BDT VARY JES3 ONLINE command. See the MVS/BDT Commands document for the correct syntax of the command. Notify the system programmer.

**Programmer response:** Use the return code specified in message IAT9526 to help determine the error.

### Module:

Containing	Detecting	Issuing
IATYBDD	IATBDCI	IATBDCI

**Routing Code:** 42

**Descriptor Code:** 7

---

### IAT9529

#### Explanation:

▶▶— NJECONS NOT ACTIVE - CMD/MSG— DISCARDED—▶▶

An inbound nodal message record (NMR) was sent across a SNA connection to this node. However, the NJECONS DSP was inactive so the message or command in the NMR was not added to the inbound NMR queue.

**System action:** Processing continues.

**Operator response:** Issue a \*CALL NJECONS command so that commands and messages can be received.

**Module:**

Containing	Detecting	Issuing
IATYBDD	IATBDCI	IATBDCI

**Routing Code:** 42

**Descriptor Code:** 7

#### IAT9530

**Explanation:**

▶▶— BDT SUBSYSTEM SET FOR DELETE,— JOB— *jobid*—————▶▶

JES3 determined that a MVS/BDT subsystem ended. A shuttle was received from the ended MVS/BDT subsystem which indicates the MVS/BDT subsystem is still active.

**System action:** The staging area is released and communication between the MVS/BDT subsystem is rejected. Processing continues.

**Operator response:** Restart JES3 with an IPL. Restarting JES3 will release the job from the system.

**Module:**

Containing	Detecting	Issuing
IATYBDD	IATGRJX IATINAL	IATBDCI

**Routing Code:** 42

**Descriptor Code:** 7

#### IAT9531

**Explanation:**

▶▶— ERROR UPDATING SNA NJE JOB, SNA NJE— DISABLED—————▶▶

An error occurred in module IATOSBM while trying to update a network job that was used to transmit a stream using SNA protocols.

**System action:** JES3 will not send any jobs sent to the node using SNA protocols. JES3 ends with an abend code of DM950.

**Operator response:** Notify the system programmer.

**Programmer response:** See *z/OS JES3 Diagnosis* for information on DM950.

**Module:**

Containing	Detecting	Issuing
IATYBDD	IATBDCI	IATBDCI

#### IAT9533

**Explanation:**

▶▶— BDT START COMMAND FAILED DUE TO BDTLP— LOAD ERROR, AC=— *ac*— RC— *rc*—————▶▶

## IAT9534

IATBDCI was unable to load module BDTLP. The abend code *ac* and return code *rc* are given from the MVS load macro instruction described in *z/OS MVS Programming: Authorized Assembler Services Reference LLA-SDU*.

**System action:** The \*START, BDT command is not processed.

**Operator response:** Notify the system programmer.

**Programmer response:** See Chapter 30, "Problem Determination," on page 1135.

**Problem determination:** See Chapter 30, "Problem Determination," on page 1135, Table I, item 29; Table III, items 4 and 7.

### Module:

Containing	Detecting	Issuing
IATBDCD	IATBDCI	IATBDCI

**Routing Code:** Note 18

**Descriptor Code:** 7

---

## IAT9534

### Explanation:

▶▶— JES3 COMMAND ENTRY— NO LONGER SUPPORTED—▶▶

The entry of JES3 commands from a BDT console is not supported as of JES3 5.2.1.

**Operator response:** Use an alternate means of directing commands to JES3, such as a TSO CONSOLE mode session.

### Module:

Containing	Detecting	Issuing
IATYBDD	IATBDCI	IATBDCI

**Routing Code:** –

**Descriptor Code:** –

---

## Chapter 26. JMF (JES3 Monitoring Facility) Messages

---

IAT9601

**Explanation:**

▶▶— JMF INTERVAL STARTING ON— *main*—▶▶

A valid \*CALL,JMF command was entered on the specified *main* and report processing has begun for the interval.

**System action:** JMF report processing begins.

**Operator response:** None. This is an informational message.

**Module:**

**Containing**

IATMFDT

**Detecting**

IATMFDR

**Issuing**

IATMFRN

**Routing Code:** Note 18

**Descriptor Code:** 7

---

IAT9602

**Explanation:**

▶▶— JMF ENDED ON— *main*—▶▶

This message is issued when one of the following has occurred:

- a \*CANCEL JMF command was entered to cancel the JES3 monitoring facility DSP.
- a \*CALL JMF command with a syntax error was entered.
- JMF completed processing on the specified *main*. (Message IAT9611 and/or IAT9612 was issued before this message)

**System action:** The JES3 monitoring facility DSP is purged from the system.

**Operator response:** None. This is an informational message.

**Module:**

**Containing**

IATMFDT

**Detecting**

IATMFDR

**Issuing**

IATMFRN

**Routing Code:** Note 18

**Descriptor Code:** 7

---

IAT9603

**Explanation:**

▶▶—INVALID INPUT PARAMETER:—*parm*—IS INVALID—▶▶

An incorrect parameter was entered on the \*CALL JMF command.

**System action:** JMF issues message IAT9602 and ends processing. JES3 continues processing.

**Operator response:** Re-enter the \*CALL JMF command with the corrected parameters. See *z/OS JES3 Diagnosis* for

## IAT9604 • IAT9605

information about valid parameters for the \*CALL JMF command.

### Module:

Containing	Detecting	Issuing
IATMFDT	IATMFDR	IATMFRN

**Routing Code:** Note 18

**Descriptor Code:** 7

---

### IAT9604

#### Explanation:

▶▶— JMF CANNOT OBTAIN TABLE SPACE—▶▶

A value specified on one of the following options on the \*CALL JMF command caused JMF to attempt to obtain more storage than was available.

- FCT= *nn*
- AWAIT= *nn*
- WAIT= *nn*
- SPOT= *nn*
- JOB= *nn*
- JSTAT= *nn*

**System action:** JMF issues message IAT9602 and ends processing. JES3 continues processing.

**Operator response:** Re-enter the \*CALL JMF command with a smaller value for one or more of the previously mentioned options. See *z/OS JES3 Diagnosis* for the values allowed on the \*CALL JMF command.

### Module:

Containing	Detecting	Issuing
IATMFDT	IATMFDR	IATMFRN

**Routing Code:** Note 18

**Descriptor Code:** 7

---

### IAT9605

#### Explanation:

▶▶— JMF TIMER SUBTASK ABENDED WITH— COMPLETION CODE— *abend*— IN TASK— *task-id*—▶▶

▶— MODULE NAME— *module name*— ENTRY POINT— *entry-point-address*— PSW AT TIME OF FAILURE— *psw*—▶

▶— REGISTERS AT TIME OF FAILURE—REGS 0-3 xxxxxxxx xxxxxxxx xxxxxxxx xxxxxxxx—▶

▶—REGS 4-7 xxxxxxxx xxxxxxxx xxxxxxxx xxxxxxxx—REGS 8-11 xxxxxxxx xxxxxxxx xxxxxxxx xxxxxxxx—▶

▶—REGS 12-15 xxxxxxxx xxxxxxxx xxxxxxxx xxxxxxxx—▶▶

This message is imbedded in the IAT3713 failsoft multiline message as part of the JES3 failure logout for the specified abend.

**Operator response:** See message IAT3717 and *z/OS JES3 Diagnosis* to help determine the error.

### Module:



**Containing**  
IATMFDR

**Detecting**  
IATMFDR

**Issuing**  
IATMFDR

**Routing Code:** Note 17

**Descriptor Code:** 7

### IAT9606

**Explanation:**

▶▶— REPORT INTERVAL EXCEEDS 60 MINUTES—▶▶

A \*CALL JMF command was entered with an INTERVAL value greater than 60 minutes.

**System action:** JMF issues message IAT9602 and ends processing. JES3 continues processing.

**Operator response:** Re-enter the \*CALL JMF command with an INTERVAL option less than 60 minutes. See *z/OS JES3 Diagnosis* for more information about the INTERVAL option on the \*CALL JMF command.

**Module:**

**Containing**  
IATMFDT

**Detecting**  
IATMFDR

**Issuing**  
IATMFRN

**Routing Code:** Note 18

**Descriptor Code:** 7

### IAT9607

**Explanation:**

▶▶— NO OPTIONS SELECTED—▶▶

A \*CALL JMF with the following options was entered:

- SDM=N
- DESTQ=N
- INTRDR=N
- SSI=N
- FCT=N
- JOB=N

A \*CALL,JMF command was entered that specified that no reports are to be processed.

**System action:** JMF issues message IAT9602 and ends processing. JES3 processing continues.

**Operator response:** Re-enter a \*CALL JMF command with report processing options specified. See *z/OS JES3 Diagnosis* for information about report processing options on the \*CALL JMF command.

**Module:**

**Containing**  
IATMFDT

**Detecting**  
IATMFDR

**Issuing**  
IATMFRN

**Routing Code:** Note 18

**Descriptor Code:** 7

## IAT9608 • IAT9610

---

### IAT9608

#### Explanation:

▶▶— JMF TIMER SUBTASK FAILED TO ATTACH—▶▶

This message is imbedded in the IAT3713 failsoft multiline message as part of the JES3 failure logout for a DM999 failure.

**Operator response:** See message IAT3713 and *z/OS JES3 Diagnosis* to help determine the error.

#### Module:

Containing	Detecting	Issuing
IATMFDT	IATMFDR	IATMFRN

**Routing Code:** Note 18

**Descriptor Code:** 7

---

### IAT9609

#### Explanation:

▶▶— JMF OPTION— *option name*— NOT SUPPORTED ON LOCAL—▶▶

A \*CALL JMF command was entered to start JMF on a local main. The specified option had a parameter value that is incorrect on a local main. See *z/OS JES3 Diagnosis* for information on valid parameter values when using JMF on a local main.

**System action:** JMF issues message IAT9602 and ends processing. JES3 continues processing.

**Operator response:** Reissue the \*CALL JMF command with the correct option parameter.

#### Module:

Containing	Detecting	Issuing
IATMFDT	IATMFDR	IATMFRN

**Routing Code:** Note 18

**Descriptor Code:** 7

---

### IAT9610

#### Explanation:

▶▶— NO DATA REPORTING OPTION SELECTED—▶▶

No options were specified that allowed JMF to produce output either by SMF records or JMF reports. A \*CALL JMF command was entered with SMF=N specified. Either a value for SMF (either Y or a module name) or a value for WTR (either Y or a module name) must be specified when JMF is called on a global main. A value for SMF (either Y or a module name) must be specified when JMF is called on a local main. JMF defaults to SMF=Y and WTR=N on both the global and local mains.

**System action:** JMF issues message IAT9602 and ends processing. JES3 continues processing.

**Operator response:** To call JMF on a global main, re-issue the \*CALL JMF command, specifying SMF=Y or SMF=module-name and/or WTR=Y or WTR=module/name. To call JMF on a local main, re-issue the \*CALL JMF command with SMF=Y or SMF=module-name specified.

#### Module:

**Containing**  
IATMFDT

**Detecting**  
IATMFDR

**Issuing**  
IATMFRN

**Routing Code:** Note 18

**Descriptor Code:** 7

#### IAT9611

##### Explanation:

▶▶— *nnn*— SMF TYPE 84 RECORD(S) WERE— SUCCESSFULLY GENERATED—▶▶

This message is issued when JMF has finished processing the current \*CALL JMF command, and indicates the number of SMF Type 84 records that were successfully generated for that session. See *z/OS JES3 Diagnosis* for more information about SMF Type 84 records.

**System action:** JMF issues message IAT9602 and ends processing. JES3 continues processing.

**Operator response:** None. This is an informational message.

##### Module:

**Containing**  
IATMFDT

**Detecting**  
IATMFDR

**Issuing**  
IATMFRN

**Routing Code:** Note 18

**Descriptor Code:** 7

#### IAT9612

##### Explanation:

▶▶— *nnn*— JMF HARDCOPY REPORT(S) WERE— SUCCESSFULLY GENERATED—▶▶

This message is issued when JMF has finished processing the current \*CALL JMF command, and indicates the number of JMF hard-copy reports that were successfully generated for that session. See *z/OS JES3 Diagnosis* for more information about JMF hard-copy reports.

**System action:** JMF issues message IAT9602 and ends processing. JES3 continues processing.

**Operator response:** None. This is an informational message.

##### Module:

**Containing**  
IATMFDT

**Detecting**  
IATMFDR

**Issuing**  
IATMFRN

**Routing Code:** Note 18

**Descriptor Code:** 7

#### IAT9613

##### Explanation:

▶▶— SMF FUNCTION NOT ACTIVE—▶▶

This message is issued when SMF=Y or SMF=module-name was specified on the \*CALL,JMF command and SMF was not active.

## IAT9614 • IAT9615

**System action:** When the \*CALL JMF command was issued on a **local** processor, JMF issues message IAT9602 and ends. JES3 continues processing.

When the \*CALL JMF command was issued on a **global** processor:

- If WTR=N was specified, JMF issues messages IAT9610 and IAT9602, and ends. JES3 continues processing.
- If either WTR=Y or WTR=module-name was specified, JMF continues processing on the global.

**Operator response:** Correct and reissue the \*CALL JMF command.

**Module:**

Containing	Detecting	Issuing
IATMFDT	IATMFDR	IATMFDR

**Routing Code:** Note 18

**Descriptor Code:** 7

---

### IAT9614

**Explanation:**

▶▶— SMF RECORD NOT WRITTEN RC=— *rc*—————▶▶

The SMF Type 84 record was not written. The return code from the SMF record output routine is displayed. See *z/OS MVS System Management Facilities (SMF)* for an explanation of the return code.

**System action:** When the \*CALL JMF command was issued on a **local** processor, JMF issues message IAT9602 and ends. JES3 continues processing.

When the \*CALL JMF command was issued on a **global** processor:

- If WTR=N was specified, JMF issues message IAT9602, and ends. JES3 continues processing.
- If either WTR=Y or WTR=module-name was specified, JMF continues processing on the global.

**Operator response:** If JMF issues message IAT9602 and ends, contact your system programmer.

**Module:**

Containing	Detecting	Issuing
IATMFDT	IATMFDR	IATMFDR

**Routing Code:** Note 18

**Descriptor Code:** 7

---

### IAT9615

**Explanation:**

▶▶— 

REPORT
SMF

 WRITER MODULE— (*modname*)—NOT FOUND, IBM DEFAULT USED—————▶▶

If REPORT is included in the message text, the module name for "WTR=*modname*" on the \*CALL JMF command was not found and report writer module IATMFWR creates the report. If SMF is included in the message text, the module name specified for "SMF=*modname*" on the \*CALL JMF command was not found and SMF writer module IATMFWSM creates the SMF data set.

**System action:** If REPORT was specified, IATMFWR creates the JMF report. If SMF was specified, subtypes 1 through 9 of the JMF/SMF data set are written by IATMFWSM. JMF ends normally. JES3 continues processing.

**Operator response:** Check the writer name in SYSLOG. If it is correct, contact the system programmer.

**Module:**

**Containing**  
IATMFDT

**Detecting**  
IATMFDR

**Issuing**  
IATMFRN

**Routing Code:** Note 18

**Descriptor Code:** 7

---

IAT9617

**Explanation:**

▶▶— JMF ABNORMALLY TERMINATED ON— *main* —————▶▶

JMF abended on the processor designated by *main*.

**System action:** JMF processing ends. The system produces an SVC dump.

**Operator response:** Notify the system programmer.

**System programmer response:** Analyze the SVC dump to determine why the abend occurred. Contact the IBM Support Center. Provide the SVC dump.

**Module:**

**Containing**  
IATMFDR

**Detecting**  
IATMFDR

**Issuing**  
IATMFDR

**Routing Code:** –

**Descriptor Code:** –



---

## Chapter 27. Assignable Device Recovery Messages

---

IAT9652

**Explanation:**

▶— VARYL - VERIFY GLOBAL IS DISABLED—▶

The \*CALL VARYL command is executing on a local main and VARYL processing is about to begin. The operator needs to make sure that the global main is disabled.

**System action:** VARYL processing continues.

**Operator response:** Determine the status of the global. If the global has failed, but it is not disabled, press SYSTEM RESET on the global.

See *z/OS JES3 Commands* for more information on disabling the global.

**Module:**

Containing	Detecting	Issuing
IATMOVL	IATMOVL	IATMOVL

**Routing Code:** 10

**Descriptor Code:** 7

---

IAT9655

**Explanation:**

▶— VARYL - RUNS ONLY ON A LOCAL—▶

The \*CALL VARYL command was executing on a **global** JES3 main. You need to invoke VARYL on the local main to vary a multi-system assigned device (such as, IBM 3480) offline from the global.

**System action:** VARYL processing ends. JES3 processing continues.

**Operator response:** Issue the \*CALL VARYL command from a **local** main. See *z/OS JES3 Commands* for more information.

**Module:**

Containing	Detecting	Issuing
IATMOVL	IATMOVL	IATMOVL

**Routing Code:** 10

**Descriptor Code:** 7

---

IAT9656

**Explanation:**

▶— VARYL - JES3 IS TERMINATING—▶

The \*CALL VARYL command is executing on the local main. The VARYL DSP has determined that JES3 is abending on the local main.

**System action:** VARYL and JES3 processing ends.

## IAT9657 • IAT9658

**Operator response:** Contact your system programmer.

**System programmer response:** JES3 is ending because of a problem in a functional area other than VARYL. Use the DM code and the failsoft logout in the messages contained in the hardcopy message log to determine where the problem exists.

**Module:**

Containing	Detecting	Issuing
IATMOVL	IATABIP IATSIEM	IATMOVL

**Routing Code:** 10

**Descriptor Code:** 7

---

### IAT9657

**Explanation:**

▶▶ VARYL- SETUNITS TABLE NOT FOUND ◀◀

An incorrect device address was specified on the \*START VARYL command entered on the local main. No SETUNITS table for the device attached to the local main was found. The main processor control table (MPC) doesn't contain the address of the SETUNITS table.

**System action:** VARYL processing ends. JES3 processing continues.

**Operator response:** Determine if the device specified in the \*START command is valid. Contact your system programmer.

**System programmer response:** The main processor control table (MPC) does not contain a valid address of the SETUNITS table. Follow the procedure described below to correct the incorrect address:

1. Locate the incorrect SETUNITS address by:
  - a. using IPCS or the JES3 nucleus section of the formatted dump to locate the transfer vector table (TVT). Locate the TVT in storage to obtain the address of the MPC.
  - b. Locate the MPC in storage. The MPC contains the incorrect address of the SETUNITS table.
2. Locate the SSVT to obtain the valid SETUNITS address
3. Use dump core to correct the address of the incorrect SETUNITS table in the MPC.

**Problem determination:** See Table I, items 4,5,7 and 16; Table III, item 7.

**Module:**

Containing	Detecting	Issuing
IATMOVL	IATMOVL	IATMOVL

**Routing Code:** 10

**Descriptor Code:** 7

---

### IAT9658

**Explanation:**

▶▶ VARYL --- *devname(dev)* --- NOT IN SETUNITS TABLE ◀◀

This message is issued in response to a \*START VARYL command. An incorrect device number has been specified for the *dev* parameter when entering the command.

**System action:** JES3 ignores the command and reissues message IAT9665 asking you to enter a \*START or \*CANCEL command.



**Operator response:** Reissue the \*START command with the correct device number. If you do not know the number of the device you want to unassign from the local main, ask your system programmer.

**Module:**

Containing	Detecting	Issuing
IATMOVL	IATMOVL	IATMOVL

**Routing Code:** 10

**Descriptor Code:** 7

**IAT9659**

**Explanation:**

▶▶— VARYL - ERROR WHILE SCANNING— \*START COMMAND—▶▶

An incorrect parameter was entered on the \*START VARYL command.

**System action:** VARYL issues message IAT9659 requesting a new \*START or \*CANCEL command, and then waits for the command to be entered. JES3 processing continues.

**Operator response:** Reissue the \*START VARYL command with valid parameters. See *z/OS JES3 Commands* for the valid parameters on the \*START command.

**Module:**

Containing	Detecting	Issuing
IATMOVL	IATMOVL	IATMOVL

**Routing Code:** 10

**Descriptor Code:** 7

**IAT9660**

**Explanation:**

▶▶— VARYL - NO PARMS ENTERED ON— \*START COMMAND—▶▶

This message is issued because no parameters were specified on the \*START VARYL command. The *dev* parameter, used to specify the device number, is required on the \*START command.

**System action:** The VARYL DSP issues message IAT9665 requesting a \*START command or \*CANCEL command, and then waits for a command to be entered. JES3 processing continues.

**Operator response:** Determine the correct device number and enter the \*START command again with the valid number. See *z/OS JES3 Commands* for the correct parameters.

**Module:**

Containing	Detecting	Issuing
IATMOVL	IATMOVL	IATMOVL

**Routing Code:** 10

**Descriptor Code:** 7

## IAT9661 • IAT9663

---

### IAT9661

#### Explanation:

►►— VARYL - PARM AFTER—*dev*— IS INVALID—◄◄

A keyword other than OFF or OFFLINE was entered after the *dev* parameter on the \*START VARYL command.

**System action:** The VARYL DSP issues message IAT9665 requesting a \*START command or \*CANCEL command, and then waits for a command to be entered. JES3 processing continues.

**Operator response:** Reissue the \*START VARYL command with the correct parameters. See *z/OS JES3 Commands* for the correct command syntax.

#### Module:

Containing	Detecting	Issuing
IATMOVL	IATMOVL	IATMOVL

**Routing Code:** 10

**Descriptor Code:** 7

---

### IAT9662

#### Explanation:

►►— VARYL --*dev*— IS NOT AN ASSIGNABLE DEVICE—◄◄

The *dev* parameter specified on the \*START VARYL command was not an address of a device that can be multi-system assigned.

**System action:** The VARYL DSP issues message IAT9665 requesting a \*START command or \*CANCEL command, and then waits for a command to be entered.

**Operator response:** Reissue the \*START VARYL command with the correct device number. If you do not know which devices in your complex can be multi-system assigned, ask your system programmer. See *z/OS JES3 Commands* for an explanation of assignable devices.

#### Module:

Containing	Detecting	Issuing
IATMOVL	IATMOVL	IATMOVL

**Routing Code:** 10

**Descriptor Code:** 7

---

### IAT9663

#### Explanation:

►►— VARYL --*dev*— IS NOT MULTI-SYSTEM ASSIGNED—◄◄

The device specified by the *dev* parameter of the \*START VARYL command is not currently multi-system assigned.

**System action:** The VARYL DSP issues message IAT9665 requesting a \*START command or \*CANCEL command, and then waits for a command to be entered.

**Operator response:** Reissue the \*START VARYL command with the correct device number. If you do not know which devices in your complex are currently multi-system assigned, ask your system programmer.

#### Module:

**Containing**  
IATMOVL

**Detecting**  
IATMOVL

**Issuing**  
IATMOVL

**Routing Code:** 10

**Descriptor Code:** 7

**IAT9665**

**Explanation:**

▶▶— VARYL - ENTER \*START or \*CANCEL—▶▶

This message is issued in response to the \*CALL VARYL command or when the \*START VARYL command is entered incorrectly. Specify work for VARYL by issuing a \*START or \*CANCEL command.

**System action:** JES3 waits for a \*START or \*CANCEL command to be entered.

**Operator response:** Issue a \*START VARYL or \*CANCEL VARYL command.

**Module:**

**Containing**  
IATMOVL

**Detecting**  
IATMOVL

**Issuing**  
IATMOVL

**Routing Code:** 10

**Descriptor Code:** 7

**IAT9666**

**Explanation:**

▶▶— VARYL - NOT FOUND ON FCT CHAIN—▶▶

A \*CANCEL command was issued to end VARYL.

**System action:** JES3 issues message IAT9667 and cancels the VARYL DSP. JES3 processing continues. VARYL processing is complete.

**Operator response:** None. This is an informational message.

**Module:**

**Containing**  
IATMOVL

**Detecting**  
IATMOVL

**Issuing**  
IATMOVL

**Routing Code:** 10

**Descriptor Code:** 7

**IAT9667**

**Explanation:**

▶▶— VARYL - CANCELLED—▶▶

This message is issued in response to a \*CANCEL VARYL command.

**System action:** JES3 processing continues. VARYL processing is complete.

**Operator response:** None. This is an informational message.

## IAT9668 • IAT9800

### Module:

**Containing**  
IATMOVL

**Detecting**  
IATMOVL

**Issuing**  
IATMOVL

**Routing Code:** 10

**Descriptor Code:** 7

---

### IAT9668

#### Explanation:

▶▶— VARYL - DDDD PARM IS INVALID—▶▶

The device number *dev* parameter specified on the \*START VARYL command was too long or had the wrong format.

**System action:** VARYL issues message IAT9659 requesting a new \*START or \*CANCEL command, and then waits for the command to be entered. JES3 processing continues.

**Operator response:** Reissue the \*START VARYL command with a valid device number. See *z/OS JES3 Commands* for the correct syntax.

### Module:

**Containing**  
IATMOVL

**Detecting**  
IATMOVL

**Issuing**  
IATMOVL

**Routing Code:** 10

**Descriptor Code:** 7

---

### IAT9800

#### Explanation:

▶▶— UNABLE TO ACCESS REQUESTED STORAGE—▶▶

└─FOR—*name*─┘

The requested storage is inaccessible.

*name* is the area of storage that couldn't be obtained. Some examples are:

- TVTLNGTH
- TVT
- FSL
- IATYTVTX
- ITRCHDR
- IARCHTRY

**System action:** None. The requested storage will not be displayed.

**Programmer response:** Check the address pointer.

### Module:

**Containing**  
IATABCBT  
IATABJST  
IATABLG

**Detecting**  
IATABCBT  
IATABJST  
IATABLG

**Issuing**  
IATABCBT  
IATABJST  
IATABLG

**Routing Code:** —

Descriptor Code: –

---

IAT9802

**Explanation:**

▶▶— INVALID JST ENTRY TYPE—xx—▶▶

The JST entry type identifier is incorrect.

**System action:** The system waits for the next command.

**Programmer response:** Enter the BROWSE command to make sure the type is valid.

**Module:**

Containing	Detecting	Issuing
IATABJST	IATABJST	IATABJST

**Routing Code:** Note 18

**Descriptor Code:** 7

---

IAT9820

**Explanation:**

▶▶— UNABLE TO ACCESS REQUESTED STORAGE—▶▶

The abend formatter for mapping macro IATYOSE attempted to retrieve storage from the dump, but the storage was not available.

**System action:** JES3 stops formatting IATYOSE.

**Operator response:** Notify the system programmer.

**System programmer response:** Ensure that the parameters passed to the formatting routine by the IPCS CBF command are valid. These parameters include the address and ASID of IATYOSE. If the correct address and ASID were passed to the formatting routine, it is also possible that the storage area is not in the dump being viewed. In this case IATYOSE can not be formatted.

If the storage is not available in the dump, make sure that the JES3 private storage is available.

**Module:**

Containing	Detecting	Issuing
IATABOS2	IATABOS2	IATABOS2

**Routing Code:** –

**Descriptor Code:** –

---

IAT9821

**Explanation:**

▶▶—IATYOSE ABEND FORMATTER WAS UNABLE TO— DETERMINE CONTROL BLOCK OFFSETS—▶▶

The abend formatter for mapping macro IATYOSE was unable to dynamically determine the offsets for IATYOSE.

**System action:** JES3 stops formatting IATYOSE.

**Operator response:** Notify the system programmer.

**System programmer response:** Ensure that no user modifications have been made to CSECT IPOS2MT in module IATIPOS2.

**Module:**

**Containing**  
IATABOS2

**Detecting**  
IATABOS2

**Issuing**  
IATABOS2

**Routing Code:** –

**Descriptor Code:** –

---

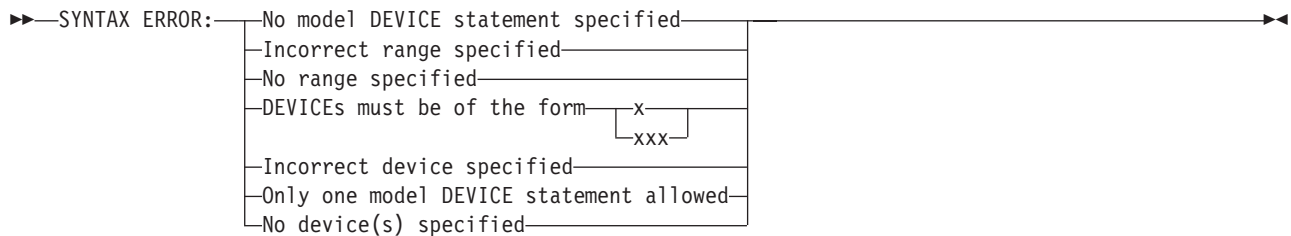
## Chapter 28. JES3 macro messages

The following sections describe JES3 macro messages.

---

### IATDV100

#### Explanation:



'MOD' must be specified at the beginning of a DEVICE statement.  
An IATDEVC or IATDEVA edit macro was invoked using incorrect syntax.

#### No model DEVICE statement specified.

An existing DEVICE statement needs to be marked with 'MOD' on the line command to be used as a model.

#### Incorrect range specified.

The last number specified in the device range must be greater than the first.

#### No range specified.

'CC' must be specified to identify the DEVICE range to be changed; or, a DEVICE range or DEVICE list must be specified on the command.

#### DEVICES must be of the form {x}xxx.

Device numbers need to be 3 or 4 digits.

#### Incorrect device specified.

The device statement specified must be a valid hexadecimal number.

#### Only one model DEVICE statement allowed.

More than one model DEVICE statement was specified.

#### 'MOD' must be specified at the beginning of a DEVICE statement.

A model was specified, however, it was not found on the first line of a DEVICE statement.

#### No device(s) specified.

No devices were marked or specified.

**System action:** The system ends processing.

**System programmer response:** Fix the command syntax and try the command again.

#### Module:

Containing	Detecting	Issuing
IATDEVA	IATDEVC	n/a
IATDEVC	IATDEVC	n/a

---

### IATDV200

#### Explanation:

## IATDV205 • IATDV300

▶▶—Unmatched parentheses in *parm* parameter for *devnum* model DEVICE statement

The DEVICE statement for the specified device (*devnum*) contained an unmatched parenthesis or the model DEVICE statement contained an unmatched parenthesis.

**System action:** The edit macro makes no changes to the specified device; or, the macro does not add the requested devices.

**System programmer response:** Correct the DEVICE statement and re-issue the command.

### Module:

Containing	Detecting	Issuing
IATDEVA	IATDEVA	n/a
IATDEVC	IATDEVC	n/a

---

## IATDV205

### Explanation:

▶▶—Missing XUNIT/JUNIT on device statement: *line*

A required parameter, either XUNIT or JUNIT, was missing from the DEVICE statement specified (*line*).

**System action:** The edit macro makes no changes.

**System programmer response:** Select a different DEVICE statement and re-issue the command.

### Module:

Containing	Detecting	Issuing
IATDEVA	IATDEVA	n/a
IATDEVC	IATDEVC	n/a

---

## IATDV210

### Explanation:

▶▶—ERROR: No MAINPROC statements found in the initialization stream.

No MAINPROC statements were found. MAINPROC statements are needed to determine how to build the specified DEVICE statements.

**System action:** The edit macro makes no changes.

**System programmer response:** Re-issue the command in a valid initialization stream that contains MAINPROC statements.

### Module:

Containing	Detecting	Issuing
IATDEVC	IATDEVC	n/a

---

## IATDV300

### Explanation:

▶▶—Device *devnum*, specified in *list*, *range*, does not exist. It will not be changed.



A DEVICE statement was not found for the specified device number (*devnum*).

**System action:** The edit macro makes no changes for the specified device.

**System programmer response:** Re-issue the command with an existing device number.

**Module:**

Containing	Detecting	Issuing
IATDEVC	IATDEVC	n/a

#### IATDV400

**Explanation:**

►►—Attempted to add a DEVICE—that is already defined:—*devnum*—◄◄

One of the DEVICES, *devnum*, is already defined. It cannot be added again.

**System action:** The edit macro makes no changes.

**System programmer response:** Reissue the IATDEVA command, specifying device(s) that are not already defined in the initialization stream; or, issue IATDEVC to change the existing DEVICE statement(s).

**Module:**

Containing	Detecting	Issuing
IATDEVA	IATDEVA	n/a

#### IATDV800

**Explanation:**

►►—WARNING! Order of the MAINPROC—statements may have changed—◄◄

An IATDEVC edit macro was invoked to add a new processor to, or delete an existing processor from, a DEVICE statement. The order of the MAINPROC statements may have changed because a new MAINPROC statement was added somewhere other than at the end of MAINPROC statements. When this initialization stream becomes effective, any scheduled jobs defined after the addition or deletion may not run properly.

The system issues the WARNING message when a MAIN is detected on the XUNIT or JUNIT parameters and the MAIN is no longer defined by a MAINPROC statement.

If any new MAINs are detected in the middle of the existing MAINPROC statements, the system issues the WARNING message. Any jobs scheduled to processors defined after the addition may not run properly.

**System action:** Processing continues.

**System programmer response:** Ensure that the MAINPROC statements are in the correct order. New MAINPROC statements should be added at the end of the existing list; MAINs removed should be deleted from the end.

If this is not done, ensure that no jobs are scheduled to the processors following the added/deleted MAINPROC statements when the initialization stream is applied.

**Module:**

Containing	Detecting	Issuing
IATDEVC	IATDEVC	n/a

## IATDV900 • IATDV905

---

### IATDV900

#### Explanation:

►►—Command completed successfully.—┌Device # used JNAME—————┐ Updated ───►  
└Last defined DESTCODE repeated as necessary┘

#### Updated:

┌Update as appropriate—————┘

The command completed successfully; however, detailed processing conditions may be displayed.

#### *no text*

The IATDEVA or IATDEVC edit macro completed successfully.

#### **Device number was used for JNAME. Update as appropriate.**

An IATDEVA edit macro was successfully completed. The device numbers were used as the JNAMEs on the new DEVICE statements. This is an informational message for the system programmer.

#### **Last defined DESTCODE was repeated as necessary. Update as appropriate.**

An IATDEVC edit macro was successfully completed. Either a sequential DESTCODE pattern (i.e., S1, S2, S3) was not recognized; or the DESTCODES were sequential, but not enough valid sequential DESTCODES existed to complete the DEVICE statement. In either case the last valid DESTCODE defined or generated on the DEVICE statement was propagated as the DESTCODE for the added processor(s).

**System action:** Processing continues.

**System programmer response:** One of the following:

#### *no text*

None.

#### **Device number was used for JNAME. Update as appropriate.**

If this is not acceptable, the JNAME may need to be changed.

#### **Last defined DESTCODE was repeated as necessary. Update as appropriate.**

If this is not acceptable, the DESTCODES may need to be changed.

#### Module:

Containing	Detecting	Issuing
IATDEVA	IATDEVA	n/a
IATDEVC	IATDEVC	n/a

---

### IATDV905

#### Explanation:

►►—COMMAND COMPLETED.—NO DEVICE STATEMENTS CHANGED—————►►

The operator entered a command to change DEVICE statements. No DEVICES were found that could be changed.

**System action:** The edit macro makes no changes.

**System programmer response:** Check the input parameters for valid DEVICES that can be changed and reissue the command.

#### Module:

Containing	Detecting	Issuing
IATDEVC	IATDEVC	n/a

---

## Chapter 29. JES3 IPCS Messages

The ISPF dialog messages consist of a short message followed by an optional long message.

---

### IATKM720

#### Explanation:

▶▶—GROUP—*group*—IS EMPTY—▶▶

▶▶—NO CONTROL BLOCK IN GROUP—*group*—▶▶

JES3 could not display any installation-defined control blocks for the specified group because they were previously deleted from the group.

**System action:** Processing continues. The IPCS session remains active.

**User response:** Make another selection or press the PF3 key to exit.

#### Module:

Containing	Detecting	Issuing
ISPMLIB	IATJIPCS	IATJIPCS

---

### IATKM721

#### Explanation:

▶▶—SELECT ONLY ONE OPTION—▶▶

▶▶—NO MORE THAN ONE SELECTION CAN BE MADE—▶▶

On one of the selection panels for the JES3 component of IPCS, more than one option was specified.

**System action:** The panel reappears, allowing you to select only one option.

**User response:** Enter 'S' next to one option only.

#### Module:

Containing	Detecting	Issuing
ISPMLIB	IATJIPCS	IATJIPCS

---

### IATKM722

#### Explanation:

▶▶—ENTER REQUIRED FIELD—▶▶

▶▶— PLEASE ENTER THE REQUIRED FIELD—▶▶

On one of the input panels for the JES3 component of IPCS, a required field was not completed.

## IATKM723 • IATKM724

**System action:** The panel reappears with the cursor at the required field, allowing you to fill in the required information.

**User response:** Enter the required information.

**Module:**

Containing	Detecting	Issuing
ISPMLIB	IATJIPCS	IATJIPCS

---

### IATKM723

**Explanation:**

▶▶—NO MORE SPACE IN DATA SET—*dataset*—▶▶

▶▶— REALLOCATE THE DATA SET WITH MORE SPACE—▶▶

IPCS could not add the group or control block specified when you were using one of the following panels:

- ADD AN INSTALLATION DEFINED CONTROL BLOCK
- ADD AN INSTALLATION DEFINED CONTROL BLOCK GROUP

IPCS attempted to add the control block or group to the preallocated data set '*userid.ISPTABLE*', but IPCS failed to add because of insufficient space in the data set.

**System action:** JES3 processing continues. The IPCS session remains active.

**User response:** Exit JES3 IPCS and reallocate data set '*userid.ISPTABLE*' with more space. After reallocating the data set, return to the IPCS session to add the control block or the control block group.

**Module:**

Containing	Detecting	Issuing
ISPMLIB	IATJIPCS	IATJIPCS

---

### IATKM724

**Explanation:**

▶▶— NOTHING TO DELETE—▶▶

▶▶—THERE ARE NO INSTALLATION-DEFINED— TO DELETE—▶▶

The DELETE A USER DEFINED CONTROL BLOCK GROUP option was selected, but JES3 determined that there are no installation-defined control blocks.

**System action:** The system waits for the you to select another option.

**User response:** Make another selection or press the PF3 key to exit.

**Module:**

Containing	Detecting	Issuing
ISPMLIB	IATJIPCS	IATJIPCS

---

---

IATKM725

## Explanation:

▶▶— NOTHING TO DELETE—▶▶

▶▶—THERE ARE NO INSTALLATION-DEFINED—CONTROL BLOCK GROUPS TO DELETE—▶▶

The DELETE A USER DEFINED CONTROL BLOCK GROUP or the DELETE A USER DEFINED CONTROL BLOCK FROM A GROUP option was selected, but JES3 determined that no user-defined control blocks exist.

**System action:** The system waits for you to enter select another option.

**User response:** Make another selection or press the PF3 key to exit.

## Module:

Containing	Detecting	Issuing
ISPMLIB	IATJIPCS	IATJIPCS

---

IATKM727

## Explanation:

▶▶—*control block*—ALREADY EXISTS—▶▶

▶▶— THE CONTROL BLOCK—*control block*— YOU SPECIFIED ALREADY EXISTS—▶▶

While adding an installation-defined control block, you specified the name of a control block that already exists.

**System action:** The system waits for you to enter another control block name.

**User response:** Enter another control block name or press the PF3 key to exit.

## Module:

Containing	Detecting	Issuing
ISPMLIB	IATJIPCS	IATJIPCS

---

IATKM728

## Explanation:

▶▶—*control block*— IS ADDED—CONTROL BLOCK—*control block*—HAS BEEN ADDED TO TABLE—▶▶

You have successfully defined a control block to the IPCS session.

**System action:** Processing continues.

**User response:** None. This is an informational message.

## Module:

Containing	Detecting	Issuing
ISPMLIB	IATJIPCS	IATJIPCS

## IATKM729 • IATKM731

---

### IATKM729

#### Explanation:

▶▶—NOTHING TO DELETE—▶▶

▶▶—NO INSTALLATION-DEFINED CONTROL BLOCKS— GROUP—*group*—▶▶

JES3 could not delete any installation-defined control blocks from the specified group because you did not define any control blocks to the group previously.

**System action:** Processing continues. The IPCS session remains active.

**User response:** Make another selection or press the PF3 key to exit.

#### Module:

Containing	Detecting	Issuing
ISPMLIB	IATJIPCS	IATJIPCS

---

### IATKM730

#### Explanation:

▶▶—DISPLAY CHAIN INVALID—▶▶

▶▶— DISPLAY CHAIN CANNOT BE—'Y' IF POSITION FIELD IS FILLED IN—▶▶

After you selected a chain control block without a find routine, you completed the position field with the 3-digit extension and specified 'Y' for the display chain group. The 3-digit extension and 'Y' for the display chain group cannot be specified together.

**System action:** The system will wait for the user to blank out the position field and enter a 'Y' or an 'N' for the display chain option. The user could also enter the 3-digit extension in the position field and enter an 'N' for the display chain option.

**User response:** Select the appropriate action or press the PF3 key to exit.

#### Module:

Containing	Detecting	Issuing
ISPMLIB	IATJIPCS	IATJIPCS

---

### IATKM731

#### Explanation:

▶▶—# CONTROL BLOCKS ADDED—▶▶

▶▶— # CONTROL BLOCKS ARE—ADDED SUCCESSFULLY—▶▶

This message notifies you of the number of control blocks you have successfully added.

**System action:** Processing continues.

**User response:** None. This is an informational message.

#### Module:

<b>Containing</b> ISPMLIB	<b>Detecting</b> IATJIPCS	<b>Issuing</b> IATJIPCS
------------------------------	------------------------------	----------------------------

---

**IATKM732****Explanation:**

▶▶ # CONTROL BLOCKS DELETED

▶▶ # CONTROL BLOCKS ARE DELETED SUCCESSFULLY

This message notifies you of the number of control blocks you have successfully deleted.

**System action:** Processing continues.

**User response:** None. This is an informational message.

**Module:**

<b>Containing</b> ISPMLIB	<b>Detecting</b> IATJIPCS	<b>Issuing</b> IATJIPCS
------------------------------	------------------------------	----------------------------

---

**IATKM733****Explanation:**

▶▶ # GROUPS DELETED

▶▶ # USER-DEFINED CONTROL BLOCK GROUPS ARE DELETED SUCCESSFULLY

This message notifies you of the number of control block groups you have successfully deleted.

**System action:** Processing continues.

**User response:** None. This is an informational message.

**Module:**

<b>Containing</b> ISPMLIB	<b>Detecting</b> IATJIPCS	<b>Issuing</b> IATJIPCS
------------------------------	------------------------------	----------------------------

---

**IATKM734****Explanation:**

▶▶ PROCESSING COMPLETE

▶▶ THE PRINTING PROCESS HAS BEEN COMPLETED

A 'P' was entered to print the formatted output for a summary or a control block. Print processing is complete.

**System action:** Processing continues.

**User response:** None. This is an informational message.

**Note:** If the IPCSPRINT data set was allocated, you will have to log on to TSO again to view the output.

## IATKM735 • IATKM736

### Module:

Containing	Detecting	Issuing
ISPMLIB	IATJIPCS	IATJIPCS

---

### IATKM735

#### Explanation:

▶▶—INVALID NAME—*control block*—CANNOT HAVE IMBEDDED BLANKS—▶▶

▶▶—CONTROL BLOCK—*control block*—CANNOT HAVE IMBEDDED BLANKS—▶▶

While attempting to add an installation defined control block, a blank was specified in the control block name.

**System action:** The system waits for a valid control block name to be entered.

**User response:** Either:

- Enter a valid control block name of one to eight characters with no embedded blanks or
- Press PF3 to exit this panel.

### Module:

Containing	Detecting	Issuing
ISPMLIB	IATJIPCS	IATJIPCS

---

### IATKM736

#### Explanation:

▶▶—TABLE IN USE—▶▶

▶▶—CONTROL BLOCK DEFINITIONS CANNOT—BE MODIFIED IN SPLIT SCREEN MODE—▶▶

An attempt was made to modify a control block definition while in split screen mode. A control block definition cannot be modified within split screen mode.

**System action:** The system rejects the command.

**User response:** Get out of split screen mode and reissue the command(s) to modify the control block definition.

### Module:

Containing	Detecting	Issuing
ISPMLIB	IATJIPCS	IATJIPCS



---

## Chapter 30. Problem Determination

Problem determination is the activity required to identify a failing hardware unit or program and determine who is responsible for support.

Problem determination is accomplished by using procedures specified by IBM. In some cases, these procedures may be initiated by a message or code which requires operator or programmer response. The response may include the requirement for additional problem-related data to be collected and will attempt, where possible, to indicate “probable” failure responsibility.

Problem determination information is included for applicable messages and codes under the heading “Problem Determination.”

For z/OS problem determination procedures, see *z/OS Problem Management*, and for further JES3 problem determination procedures, see *z/OS JES3 Diagnosis*. In any case, it is intended you take the specified actions and collect any requested documentation before calling IBM for support.

---

### TABLE I

#### Standard Problem Determination

If the problem recurs, follow the problem determination aids specified by the associated message or code before calling IBM for support.

1. If MSGLEVEL=(1,1) was not specified in the JOB statement, specify it and rerun the job.
2. Save the console sheet from the primary console. For systems with remote consoles, save the remote console sheet. In systems with Multiple Console Support (MCS), save a copy of the hard copy log.
3. Save the job stream associated with the job.
4. Save the system output (SYSOUT) associated with the job.
5. Make sure that the failing job step includes a:
  - a. SYSABEND DD statement.
  - b. SYSUDUMP DD statement.
  - c. PL1DUMP DD statement.
  - d. SYSMDUMP DD statement.
6. Make sure that the PARM parameter of the EXEC statement specifies the following:
  - a. MAP
  - b. LIST
  - c. DIAG
  - d. MSG=AP
  - e. CORE, if applicable
  - f. XREF
  - g. DUMP

7. If SMP is used to make all changes to the system, run the LIST CDS and LIST PTFBY functions of SMP to obtain a list of the current maintenance from the SMP control data set (CDS).  
If any changes are made to the system without using SMP, run the LISTIDR function of the AMBLIST service aid program to obtain a list of all members with a PTF or local fix, and save the output. Run the program against the:
  - a. SYS1.LINKLIB data set.
  - b. SYS1.SVCLIB data set.
  - c. Library containing the program that issued the message.
  - d. SYS1.LPALIB data set.
8. Run the IMCJOBQD (stand-alone) or IMCOSJQD (system-assisted) service aid program to obtain a formatted copy of the contents of the SYS1.SYSJOBQE or SYS1.SYSWADS data sets, SWADS or the resident job list.
9. Run the AMBLIST service aid program to obtain:
  - a. An object module listing, specifying the LISTOBJ function.
  - b. A load module map and cross-reference listing, specifying the OUTPUT=BOTH option of the LISTLOAD function.
10. Have a copy of the Message Control Program (MCP) available.
11. Run the AMDSADMP service aid program to dump the contents of real storage and page data sets on magnetic tape.  
After restarting the system, use IPCS to print the required portion of the dump tape produced by AMDSADMP.  
Save both the tape from AMDSADMP (should further information from the tape be required) and the listing from IPCS.
12. Run the SEREP program, and save the resulting output.  
(Note: The SEREP program is not supported on processors in the 4300 series.)
13. Save all the associated output.
14. The normal response to this message requests the programmer/operator to run a specific program. Save all output from that program.
15. Save the program listing associated with the job.
16. Save the dump.
17. Run the EREP service aid, to dump the SYS1.LOGREC data set and save the resulting output.
18. Save the assembly listing associated with the job.
19. Save the control cards associated with the job.
20. Save the compiler output associated with the job.
21. Save the source input associated with the job.
22. Save the source program listing associated with the job.
23. Run OLTEP diagnostics for the problem device and save the output.
24. Run the IEHLIST system utility program to obtain a list of the:
  - a. Volume table of contents of the associated volume, specifying the FORMAT option.
  - b. Volume table of contents of the associated volume, specifying the DUMP option.
  - c. Directory of the associated data set
25. Run the IEBTPCH data set utility to print the:
  - a. Directory of the applicable data set.
  - b. Applicable data set.

- c. Applicable member.
  - d. Applicable procedure.
26. Have the linkage editor/loader map available.
  27. Save the associated volume.
  28. Contact your programming support personnel.
  29. Contact your hardware support personnel.
  30. Save the trace output data set.
  31. Print the GTF trace data set using IPCS.
  32. Print the associated SVC Dump data set using IPCS.
  33. Run the access method services LISTCAT command to:
    - a. List the contents of the applicable catalog.
    - b. List the catalog entries for the applicable objects and any related objects.
  34. Run the following access method services command:
    - a. The PRINT command to list the contents of the mass storage volume control inventory data set.
    - b. The LISTMSVI command.
    - c. The LISTMSF command with the ALL parameter.
  35. Run the access method services PRINT command to print the repair work file.
  36. Run the AMASPZAP service aid program using the ABSDUMP statement to print the contents of the applicable:
    - a. Data set.
    - b. Track.
  37. Run the access method services COMPARET command.
  38. Display units for units associated with the problem area. If specific unit(s) is not known, display range of all virtual units. See your configuration path chart for address ranges.
  39. Obtain the RACF profile of the associated data set, where applicable.
  40. Stop the processor and use the hardware ALTER/DISPLAY facility to display:
    - a. All general purpose registers.
    - b. The PSW.
    - c. Main storage locations 0 through 200 (hexadecimal) and 7000 through 7080 (hexadecimal).
  41. If the AMDSADMP program resides on tape, save the tape. If the AMDSADMP program resides on disk, use the DUMP feature of IEHDASDR to print the SYS1.PAGEDUMP data set and cylinder 0 track 0 of this residence disk.
  42. Save the output (listings) of the stage 1 and stage 2 AMDSADMP initialization jobs.
  43. Follow the procedures for item 9b of this table for load modules AMDSAPGE, AMDSAPRO and AMDSALDR of SYS1.LINKLIB. Use IEBUPDTE or IEBPTCH to print the AMDSADMP and AMDSADM2 macros from SYS1.MACLIB.
  44. Save the AMDSADMP dump output (tape or listing).
  45. If the program seems to be looping, use the display PSW feature of the hardware ALTER/DISPLAY facility along with the hardware instruction Step facility to trace the loop, instruction by instruction.
  46. If there is an error in the contents of a page data set dump, restart the system using a different page data set, then dump the original page data set.
  47. Use IEBCOPY to unload SYS1.IMAGELIB to tape.

48. Have a list of RACF-defined entities available.
49. Contact your IBM system engineer.
50. Save the log from all active global resource serialization systems, and from any systems that are restarting or joining the global resource serialization complex.
51. Use the following instructions to find the IPL WTO buffer and locate a message in that buffer.

Before a stand-alone dump is taken:

- a. Using the hardware ALTER/DISPLAY facility, read the address in storage location X'14'; this address points to the IPL diagnostic area.
- b. Add X'28' to the address in location X'14'; the result is a 31-bit pointer to the virtual address of the IPL vector table (IVT).
- c. Add X'E0' to the IVT address; the result is a 31-bit pointer to the IVTMQHP field of the IVT. IVTMQHP contains the address of the message queue header (MQH).
- d. Add X'8' to the address of the MQH; the result is a 31-bit pointer to the youngest message queue element (MQE), which is the message you want to see.
- e. Add X'A' to the address of the MQE; the result points to the MQETEXT field of the MQE. MQETEXT contains the text of the most recent message.

After a stand-alone dump has been taken and copied to DASD, you may use either ISPF browse or IPCS to find the buffer and locate a message:

- Using ISPF browse
  - a. Search the dump for the message string you want to locate. For example, if your system is in a wait state, code 055, you want to locate message IEA086W; so enter Find 'IEA086W'.
  - b. Repeat Find 'message ID' until you have located all occurrences of that message.
- Using IPCS
  - a. Enter the VERBX CPUDATA command to get the value in control register 1; this value points to the segment table.
  - b. Enter the EQUATE command to equate the segment table (SGT1) to the value in control register 1. Ignore the low-order byte; the segment table will always be on a page boundary. An example of this EQUATE command follows:
 

```
EQU SGT1 FFE000. ABSOLUTE STR(SGT)
```
  - c. Enter EQU PSA0 0. ABSOLUTE to equate PSA0 to absolute location 0.
  - d. Enter DROPD RECORDS(TRANSLATION) to reinitialize the dump so that IPCS can process virtual addresses in the dump.
  - e. The IPL vector table (IVT) will always be at virtual storage address X'2000 1000'. Add X'E0' to the IVT address; the result is a 31-bit pointer to the IVTMQHP field of the IVT. IVTMQHP contains the address of the message queue header (MQH).
  - f. Add X'8' to the address of the MQH; the result is a 31-bit pointer to the youngest message queue element (MQE), which is the message you want to see.
  - g. Add X'A' to the address of the MQE; the result points to the MQETEXT field of the MQE. MQETEXT contains the text of the most recent message.

---

## TABLE II

### GTF Problem Determination

#### Format 1: Tracing Without Prompting for Event Keywords:

Before reproducing the problem, have the system operator issue a START GTF command specifying tape output, MODE=EXT and TIME=YES. In response to message AHL100A, the operator should type TRACE=opt, where opt is the trace option indicated for the particular message or code, within the text of his reply.

When data for the problem has been recorded, use IPCS to format the trace output, specifying DDNAME=(ddname of the trace data set).

#### Format 2: Tracing With Prompting for Event Keywords:

Before reproducing the problem, have the system operator issue a START GTF command specifying tape output, MODE=EXT and TIME=YES. In response to the message AHL100A, the operator should specify the trace options indicated for the associated message or code within the text of his reply. Then, in response to the message AHL101A, the operator should specify the event keywords also indicated with the associated message or code.

When data for the problem has been recorded, use IPCS to format the trace output, specifying DDNAME=(ddname of the trace data set).

#### Format 3: Specialized Tracing Action:

Before reproducing the problem, have the system operator issue a START GTF command specifying tape output, MODE=EXT and TIME=YES. In response to message AHL100A, the operator should type 'TRACE=SYS,USR,SLIP'. The DD statement for a data set in error should specify DCB=DIAGNS=TRACE.

When data for the problem has been recorded, use IPCS to format a dump.

#### Format 4: Specialized Tracing Action for VSAM:

Before reproducing the problem, have the system operator issue a START GTF command specifying tape output, MODE=EXT and TIME=YES. In response to message AHL100A, the operator should type 'TRACE=SYS,USR'. The DD statement for a data set in error should specify AMP=TRACE.

When data for the problem has been recorded, use IPCS to format a dump.

---

## TABLE III

### JES3 Problem Determination

If a problem occurs in JES3, one or more of the following steps may be taken to assist in determining the cause:

1. Take a stand-alone dump of the system by specifying DUMP=PRDMP on the OPTIONS card in the initialization deck and save the output (SYS1.DUMPnn).
2. Take a standard dump of the system by specifying DUMP=JES on the OPTIONS card in the initialization deck and save the output (JESABEND).

3. Take an operating system dump including the nucleus and SQA by specifying DUMP=MVS on the OPTIONS card in the initialization deck and save output (SYSABEND).
4. Save the MLOG listing or get a print of DLOG.
5. Provide listing of initialization deck (JES3OUT).
6. Provide console log from initialization.
7. Determine z/OS level and JES3 PTF level.
8. Provide z/OS nucleus LOADMOD map.
9. Issue \*F T,L=linename, SNAPON and \*X RJP SNPS.
10. Issue \*F T,L-linename,TRCEON. This will give an RJP event trace on the MLOG console. Save MLOG output.
11. Take a system dump by placing an INTDEBUG,n, message-text\$\$ card in the initialization deck. The message-text field is compared for occurrences of the chosen message. The n field specifies the number of message occurrences before the system is dumped.
12. Issue \*X DISPLAY and save output.
13. Issue \*X DISPLAY,SNAPS and save the output.
14. Rerun job with // \*PROCESS CBPRNT and save output.
  - a. After Interpreter DSP
  - b. After Main Service
  - c. After Input Service
15. Rerun job with EXEC PGM=JCLTEST and save output.
16. Rerun job with EXEC PGM=JSTTEST and save output.
17. Rerun job with TYPRUN=SCAN specified on JOB card and save output.
18. Issue \*X DISPDJC when problem occurs and save output.
19. Restart system with specifying a start type of WA (Warm start with queue analysis) and save output (JES3SNAP).
20. Check JESYSMSG data set for error indications.
21. Provide a listing of the JES3 start up procedure, containing all JCL used to start the subsystem.
22. Save the IOERR trace that will be printed.
23. Rerun job with DEBUG=All immediately following PROCESS CI or PROCESS RI card.

---

## TABLE IV

### JES3 SNA RJP JESTAE Problem Determination

Table 5. SNA RJP JESTAE

CURWK Value	Accompanying Routine Name	Responsible Module	Explanation
01	Initialization of SNA RJP	IATSNLD	<p>A program check occurred during one of the following tasks being performed by the initialization function of the SNA RJP DSP:</p> <ul style="list-style-type: none"> <li>• Loading the SNA RJP modules</li> <li>• Subtask attach processing</li> <li>• Notifying console service of the SNA RJP DSP.</li> </ul>

Table 5. SNA RJP JESTAE (continued)

CURWK Value	Accompanying Routine Name	Responsible Module	Explanation
02	CTAB support	IATSNLD	A program check occurred during the get compaction tables function of the SNA RJP DSP.
03	Activate SNA RJP processing - AUTOLOGON support	IATSNLD	A program check occurred during one of the following tasks being performed by the active SNA RJP function of the SNA RJP DSP: <ul style="list-style-type: none"> <li>• Activate SNA RJP and issue message IAT2801 SNARJP IS ACTIVE</li> <li>• Point master SIMLOGON pointer to the first workstation entry</li> <li>• Initializing each workstation entry.</li> </ul>
04	Scan in control routine	IATSNLD	A program check occurred during one of the scan process of the SNA RJP master work sequencer.
05	Return to JSS routine	IATSNLD	A program check occurred during one of the following tasks being performed by the SNA RJP return to JSS routine: <ul style="list-style-type: none"> <li>• Post subtask to close ACB</li> <li>• Issue message IAT2803 SNARJP IS INACTIVE and notify console service that the SNA RJP DSP is inactive</li> <li>• Delete SNA RJP modules</li> <li>• Release compaction table space.</li> </ul>
06	Master SIMLOGON	IATSNLB/ IATSNLD	A program check occurred during one of the following: <ul style="list-style-type: none"> <li>• The search for AUTOLOGON workstation in the module IATSNLB</li> <li>• The actual SIMLOGON closed subroutine in module IATSNLD.</li> </ul>
07	Logon validation routine	IATSNLB	A program check occurred during the get workstation entry processing for which a logon has occurred.
08	WSBISIN in the build control blocks routine	IATSNLB	A program check occurred during one of the following tasks being performed by the workstation entry obtained routine: <ul style="list-style-type: none"> <li>• Validate the logical unit name</li> <li>• Obtain SUPUNITS for this workstation entry</li> <li>• Establish session parameters for this entry.</li> </ul>
09	RU space in the build control blocks routine	IATSNLB	A program check occurred during one of the initialization of storage obtained for one of the following: <ul style="list-style-type: none"> <li>• RU buffers</li> <li>• Logical unit control blocks and buffer header entries</li> <li>• Workstation blocks, device entries, and SUPUNITS.</li> </ul>



Table 5. SNA RJP JESTAE (continued)

CURWK Value	Accompanying Routine Name	Responsible Module	Explanation
0A	LUOPEN in the build control blocks routine	IATSNLB	An abend occurred during the start up of a new session. If the session is hung the operator should issue a SNARJP cancel immediate or a restart immediate command to end the workstation.
0B	All space in the build control blocks routine	IATSNLB	See explanation for 09 previous.
0C	Cancel SNA RJP routine	IATSNLC	A program check occurred during CANCEL SNA RJP processing.
0D	Cancel SNA RJP routine	IATSNLC	A program check occurred during cancel workstation processing. The SNA RJP DSP was ending and each workstation was being canceled as a part of the job ending.
0D	Cancel workstation routine	IATSNLC	A program check occurred during cancel workstation processing.
0E	COMMPROC	IATSNLO	An abend occurred while processing a SNARJP operator command. Current command processing will end and SNARJP processing will continue.
0F	Remove control blocks routine	IATSNLC	A program check occurred during the remove control blocks processing.
10	Q2DPPROC	IATSNLO	An abend occurred while processing a console queue-to-depth condition for a SNARJP workstation console. The console processing will end and the normal SNARJP processing will continue.
11	JESTAE retry processing	IATSNLD	A recursive abend occurred in the routine indicated by the code in CURWK value.
12	PRWRKQS	IATSNLO	An abend occurred while processing a console queue-to-depth condition for a SNARJP workstation console. The console processing will end and the normal SNARJP processing will continue.

## TABLE V

### JES3 SNA RJP ESTAE Problem Determination

Table 6. SNA RJP ESTAE

CURWK Value	Accompanying Routine Name	Responsible Module	Explanation
01	Open	IATSNLS	A program check occurred during the open ACB processing.
02	Close	IATSNLS	A program check occurred during the close ACB processing.
03	OPNDST	IATSNLS	A program check occurred during the open destination processing resulting from a logon attempt.



Table 6. SNA RJP ESTAE (continued)

<b>CURWK Value</b>	<b>Accompanying Routine Name</b>	<b>Responsible Module</b>	<b>Explanation</b>
04	CLSDST	IATSNLS	A program check occurred during the close destination processing resulting from an attempt to end a session.
05	CLSDSTERR	IATSNLS	A program check occurred during the close destination error exit. An error occurred during an attempt to end a session.
06	SETLOGON	IATSNLS	A program check occurred during SETLOGON processing.
07	SIMLOGON	IATSNLS	A program check occurred during SIMLOGON processing.
08	LOGON	IATSNLS	A program check occurred during logon processing.
09	TPEND	IATSNLS	A program check occurred during TPEND. Teleprocessing communications are lost.
0A	LOSTERM	IATSNLS	A program check occurred during LOSTERM processing.
0B	ESTAE retry	IATSNLS	The workstations communications are lost. A recursive abend occurred in the exit indicated by the accompanying CURWK value.



---

## Appendix. Accessibility

Accessible publications for this product are offered through the z/OS Information Center, which is available at [www.ibm.com/systems/z/os/zos/bkserv/](http://www.ibm.com/systems/z/os/zos/bkserv/).

If you experience difficulty with the accessibility of any z/OS information, please send a detailed message to [mhvrcfs@us.ibm.com](mailto:mhvrcfs@us.ibm.com) or to the following mailing address:

IBM Corporation  
Attention: MHVRCFS Reader Comments  
Department H6MA, Building 707  
2455 South Road  
Poughkeepsie, NY 12601-5400  
USA

---

### Accessibility features

Accessibility features help a user who has a physical disability, such as restricted mobility or limited vision, to use software products successfully. The major accessibility features in z/OS enable users to:

- Use assistive technologies such as screen readers and screen magnifier software
- Operate specific or equivalent features using only the keyboard
- Customize display attributes such as color, contrast, and font size.

---

### Using assistive technologies

Assistive technology products, such as screen readers, function with the user interfaces found in z/OS. Consult the assistive technology documentation for specific information when using such products to access z/OS interfaces.

---

### Keyboard navigation of the user interface

Users can access z/OS user interfaces using TSO/E or ISPF. Refer to *z/OS TSO/E Primer*, *z/OS TSO/E User's Guide*, and *z/OS ISPF User's Guide Vol I* for information about accessing TSO/E and ISPF interfaces. These guides describe how to use TSO/E and ISPF, including the use of keyboard shortcuts or function keys (PF keys). Each guide includes the default settings for the PF keys and explains how to modify their functions.

---

### Dotted decimal syntax diagrams

Syntax diagrams are provided in dotted decimal format for users accessing the z/OS Information Center using a screen reader. In dotted decimal format, each syntax element is written on a separate line. If two or more syntax elements are always present together (or always absent together), they can appear on the same line, because they can be considered as a single compound syntax element.

Each line starts with a dotted decimal number; for example, 3 or 3.1 or 3.1.1. To hear these numbers correctly, make sure that your screen reader is set to read out punctuation. All the syntax elements that have the same dotted decimal number (for example, all the syntax elements that have the number 3.1) are mutually

exclusive alternatives. If you hear the lines 3.1 USERID and 3.1 SYSTEMID, you know that your syntax can include either USERID or SYSTEMID, but not both.

The dotted decimal numbering level denotes the level of nesting. For example, if a syntax element with dotted decimal number 3 is followed by a series of syntax elements with dotted decimal number 3.1, all the syntax elements numbered 3.1 are subordinate to the syntax element numbered 3.

Certain words and symbols are used next to the dotted decimal numbers to add information about the syntax elements. Occasionally, these words and symbols might occur at the beginning of the element itself. For ease of identification, if the word or symbol is a part of the syntax element, it is preceded by the backslash (\) character. The \* symbol can be used next to a dotted decimal number to indicate that the syntax element repeats. For example, syntax element \*FILE with dotted decimal number 3 is given the format 3 \\* FILE. Format 3\* FILE indicates that syntax element FILE repeats. Format 3\* \\* FILE indicates that syntax element \* FILE repeats.

Characters such as commas, which are used to separate a string of syntax elements, are shown in the syntax just before the items they separate. These characters can appear on the same line as each item, or on a separate line with the same dotted decimal number as the relevant items. The line can also show another symbol giving information about the syntax elements. For example, the lines 5.1\*, 5.1 LASTRUN, and 5.1 DELETE mean that if you use more than one of the LASTRUN and DELETE syntax elements, the elements must be separated by a comma. If no separator is given, assume that you use a blank to separate each syntax element.

If a syntax element is preceded by the % symbol, this indicates a reference that is defined elsewhere. The string following the % symbol is the name of a syntax fragment rather than a literal. For example, the line 2.1 %OP1 means that you should refer to separate syntax fragment OP1.

The following words and symbols are used next to the dotted decimal numbers:

- ? means an optional syntax element. A dotted decimal number followed by the ? symbol indicates that all the syntax elements with a corresponding dotted decimal number, and any subordinate syntax elements, are optional. If there is only one syntax element with a dotted decimal number, the ? symbol is displayed on the same line as the syntax element, (for example 5? NOTIFY). If there is more than one syntax element with a dotted decimal number, the ? symbol is displayed on a line by itself, followed by the syntax elements that are optional. For example, if you hear the lines 5 ?, 5 NOTIFY, and 5 UPDATE, you know that syntax elements NOTIFY and UPDATE are optional; that is, you can choose one or none of them. The ? symbol is equivalent to a bypass line in a railroad diagram.
- ! means a default syntax element. A dotted decimal number followed by the ! symbol and a syntax element indicates that the syntax element is the default option for all syntax elements that share the same dotted decimal number. Only one of the syntax elements that share the same dotted decimal number can specify a ! symbol. For example, if you hear the lines 2? FILE, 2.1! (KEEP), and 2.1 (DELETE), you know that (KEEP) is the default option for the FILE keyword. In this example, if you include the FILE keyword but do not specify an option, default option KEEP will be applied. A default option also applies to the next higher dotted decimal number. In this example, if the FILE keyword is omitted, default FILE(KEEP) is used. However, if you hear the lines 2? FILE, 2.1, 2.1.1!

(KEEP), and 2.1.1 (DELETE), the default option KEEP only applies to the next higher dotted decimal number, 2.1 (which does not have an associated keyword), and does not apply to 2? FILE. Nothing is used if the keyword FILE is omitted.

- \* means a syntax element that can be repeated 0 or more times. A dotted decimal number followed by the \* symbol indicates that this syntax element can be used zero or more times; that is, it is optional and can be repeated. For example, if you hear the line 5.1\* data area, you know that you can include one data area, more than one data area, or no data area. If you hear the lines 3\*, 3 HOST, and 3 STATE, you know that you can include HOST, STATE, both together, or nothing.

**Note:**

1. If a dotted decimal number has an asterisk (\*) next to it and there is only one item with that dotted decimal number, you can repeat that same item more than once.
  2. If a dotted decimal number has an asterisk next to it and several items have that dotted decimal number, you can use more than one item from the list, but you cannot use the items more than once each. In the previous example, you could write HOST STATE, but you could not write HOST HOST.
  3. The \* symbol is equivalent to a loop-back line in a railroad syntax diagram.
- + means a syntax element that must be included one or more times. A dotted decimal number followed by the + symbol indicates that this syntax element must be included one or more times; that is, it must be included at least once and can be repeated. For example, if you hear the line 6.1+ data area, you must include at least one data area. If you hear the lines 2+, 2 HOST, and 2 STATE, you know that you must include HOST, STATE, or both. Similar to the \* symbol, the + symbol can only repeat a particular item if it is the only item with that dotted decimal number. The + symbol, like the \* symbol, is equivalent to a loop-back line in a railroad syntax diagram.



---

## Notices

This information was developed for products and services offered in the U.S.A. or elsewhere.

IBM may not offer the products, services, or features discussed in this document in other countries. Consult your local IBM representative for information on the products and services currently available in your area. Any reference to an IBM product, program, or service is not intended to state or imply that only that IBM product, program, or service may be used. Any functionally equivalent product, program, or service that does not infringe any IBM intellectual property right may be used instead. However, it is the user's responsibility to evaluate and verify the operation of any non-IBM product, program, or service.

IBM may have patents or pending patent applications covering subject matter described in this document. The furnishing of this document does not give you any license to these patents. You can send license inquiries, in writing, to:

IBM Director of Licensing  
IBM Corporation  
North Castle Drive  
Armonk, NY 10504-1785  
U.S.A

For license inquiries regarding double-byte character set (DBCS) information, contact the IBM Intellectual Property Department in your country or send inquiries, in writing, to:

Intellectual Property Licensing  
Legal and Intellectual Property Law  
IBM Japan, Ltd.  
19-21, Nihonbashi-Hakozakicho, Chuo-ku  
Tokyo 103-8510, Japan

The following paragraph does not apply to the United Kingdom or any other country where such provisions are inconsistent with local law: INTERNATIONAL BUSINESS MACHINES CORPORATION PROVIDES THIS PUBLICATION "AS IS" WITHOUT WARRANTY OF ANY KIND, EITHER EXPRESS OR IMPLIED, INCLUDING, BUT NOT LIMITED TO, THE IMPLIED WARRANTIES OF NON-INFRINGEMENT, MERCHANTABILITY OR FITNESS FOR A PARTICULAR PURPOSE. Some states do not allow disclaimer of express or implied warranties in certain transactions, therefore, this statement may not apply to you.

This information could include technical inaccuracies or typographical errors. Changes are periodically made to the information herein; these changes will be incorporated in new editions of the publication. IBM may make improvements and/or changes in the product(s) and/or the program(s) described in this publication at any time without notice.

Any references in this information to non-IBM Web sites are provided for convenience only and do not in any manner serve as an endorsement of those Web sites. The materials at those Web sites are not part of the materials for this IBM product and use of those Web sites is at your own risk.

IBM may use or distribute any of the information you supply in any way it believes appropriate without incurring any obligation to you.

Licensees of this program who wish to have information about it for the purpose of enabling: (i) the exchange of information between independently created programs and other programs (including this one) and (ii) the mutual use of the information which has been exchanged, should contact:

Site Counsel  
IBM Corporation  
2455 South Road  
Poughkeepsie, NY 12601-5400  
USA

Such information may be available, subject to appropriate terms and conditions, including in some cases, payment of a fee.

The licensed program described in this information and all licensed material available for it are provided by IBM under terms of the IBM Customer Agreement, IBM International Program License Agreement, or any equivalent agreement between us.

Information concerning non-IBM products was obtained from the suppliers of those products, their published announcements or other publicly available sources. IBM has not tested those products and cannot confirm the accuracy of performance, compatibility or any other claims related to non-IBM products. Questions on the capabilities of non-IBM products should be addressed to the suppliers of those products.

All statements regarding IBM's future direction or intent are subject to change or withdrawal without notice, and represent goals and objectives only.

If you are viewing this information softcopy, the photographs and color illustrations may not appear.

#### COPYRIGHT LICENSE:

This information might contain sample application programs in source language, which illustrate programming techniques on various operating platforms. You may copy, modify, and distribute these sample programs in any form without payment to IBM, for the purposes of developing, using, marketing or distributing application programs conforming to the application programming interface for the operating platform for which the sample programs are written. These examples have not been thoroughly tested under all conditions. IBM, therefore, cannot guarantee or imply reliability, serviceability, or function of these programs. The sample programs are provided "AS IS", without warranty of any kind. IBM shall not be liable for any damages arising out of your use of the sample programs.

---

## Policy for unsupported hardware

Various z/OS elements, such as DFSMS, HCD, JES2, JES3, and MVS, contain code that supports specific hardware servers or devices. In some cases, this device-related element support remains in the product even after the hardware devices pass their announced End of Service date. z/OS may continue to service element code; however, it will not provide service related to unsupported hardware devices. Software problems related to these devices will not be accepted



for service, and current service activity will cease if a problem is determined to be associated with out-of-support devices. In such cases, fixes will not be issued.

---

## Minimum supported hardware

The minimum supported hardware for z/OS releases identified in z/OS announcements can subsequently change when service for particular servers or devices is withdrawn. Likewise, the levels of other software products supported on a particular release of z/OS are subject to the service support lifecycle of those products. Therefore, z/OS and its product publications (for example, panels, samples, messages, and product documentation) can include references to hardware and software that is no longer supported.

- For information about software support lifecycle, see: IBM Lifecycle Support for z/OS (<http://www.ibm.com/software/support/systemsz/lifecycle/>)
- For information about currently-supported IBM hardware, contact your IBM representative.

---

## Trademarks

IBM, the IBM logo, and [ibm.com](http://www.ibm.com) are trademarks or registered trademarks of International Business Machines Corp., registered in many jurisdictions worldwide. Other product and service names might be trademarks of IBM or other companies. A current list of IBM trademarks is available on the Web at "Copyright and trademark information" at [www.ibm.com/legal/copytrade.shtml](http://www.ibm.com/legal/copytrade.shtml) (<http://www.ibm.com/legal/copytrade.shtml>).







Product Number: 5650-ZOS

Printed in USA

SA32-1007-00

