


IBM Connect:Direct Overview



Documentation

Version 6.0

IBM Connect:Direct Overview



Documentation

Version 6.0

This edition applies to Version 5 Release 3 of IBM® Connect:Direct and to all subsequent releases and modifications until otherwise indicated in new editions.

© **Copyright IBM Corporation 1993, 2018.**

US Government Users Restricted Rights – Use, duplication or disclosure restricted by GSA ADP Schedule Contract with IBM Corp.

Contents

Chapter 1. What is IBM Connect:Direct? 1

IBM Connect:Direct Servers and Clients 2

IBM Connect:Direct User Interfaces 3

Chapter 2. Working With IBM

Connect:Direct 5

Local Node Definition 5

Remote Node Definitions 5

Defining the Work IBM Connect:Direct Will Perform 6

 Process Language. 6

 Creating IBM Connect:Direct Processes 8

Managing the Work 9

 Tools to Help You Manage Processes 10

Chapter 3. Extending the Capabilities of IBM Connect:Direct 13

Enhanced Security 13

 Connect:Direct Secure Plus 13

 Secure Proxy 14

Enterprise Management with Control Center 15

Process Integration with B2B Integrator 16

Unattended File Management with Connect:Direct

File Agent 16

Other Tools/Options to Extend Capabilities 17

Additional IBM Connect:Direct Products 18

Speciality Product: SWIFTNet 19

Notices 21

Trademarks 23

Terms and conditions for product documentation. 24

Chapter 1. What is IBM Connect:Direct?

IBM® Connect:Direct® is point-to-point (peer-to-peer) file-based integration middleware meant for 24x7 unattended operation, which provides assured delivery, high-volume, and secure data exchange within and between enterprises. It is optimized for high performance and throughput and moves files containing any type of data (text, EDI, binary, digital content, image) across multiple platforms, disparate file systems, and disparate media. It is used by many industries throughout the world to move large volumes of data and for connecting to remote offices.

Benefits

IBM Connect:Direct offers the following benefits:

- **Predictability**—Assures delivery via automated scheduling, checkpoint restart, and automatic recovery/retry. If a data transmission is interrupted, the transmission tries to restart at a predefined interval for a configured amount of time. All activity and statistics are logged so that there are verifiable audit trails of all actions.
- **Security**—Ensures customer information stays private through a proprietary protocol and offers basic security through authentication and user proxies. Supports a comprehensive cryptographic solution (IBM Connect:Direct Secure Plus) that provides strong mutual authentication using X.509 certificates, SSL, and TLS data encryption, and data integrity checking. For more information about Connect:Direct Secure Plus and other products that enhance IBM Connect:Direct's security model, see Chapter 3, "Extending the Capabilities of IBM Connect:Direct," on page 13.
- **Performance**—Handles the most demanding loads, from high volumes of small files to terabyte files.

Features

IBM Connect:Direct offers the following features:

- Provides automation through easy-to-use Process definition. Multi-step Processes manage data movement as well as pre- and post-processing.
- Provides automation through scripting, scheduling, and watch directories.
- Automatically establishes connection to remote server when data is ready for transfer. Automatic session retry re-establishes an interrupted connection; work resumes at the point of failure.
- Offers flexible security options to control access to data, network, or system resources. Interfaces to operating system and vendor-supplied access control and security software.
- Supports a comprehensive cryptographic solution (Connect:Direct Secure Plus).
- Supports local and remote administration, configuration, and Process management through a browser user interface.
- Supports non-intrusive integration to existing applications through the Command Line Interface (CLI), which can be used in batch files or scripts. Also supports direct use by applications through APIs.
- Provides a complete audit trail of data movement through extensive statistics logs.

- Supports extensive configuration options for flexibility of deployment, management of network resources and optimization of data transfer performance.
- Provides optional data compression that is configurable for maximum compression or optimal use of system resources.
- Supports all major file types, media, and record formats across multiple platforms. Data exchange is independent of content.

Platforms

Typically, IBM Connect:Direct is installed on a mainframe, UNIX, or Microsoft Windows server at a central processing site and is used to communicate with other IBM Connect:Direct sites in the business's network. IBM Connect:Direct offers multi-platform implementations tailored to each of the following operating systems:

- z/OS®
- UNIX (Sun, HP UX, AIX®, Linux)
- Microsoft Windows
- OpenVMS
- HP NonStop (Tandem)
- VM
- i5/OS (OS/400®)

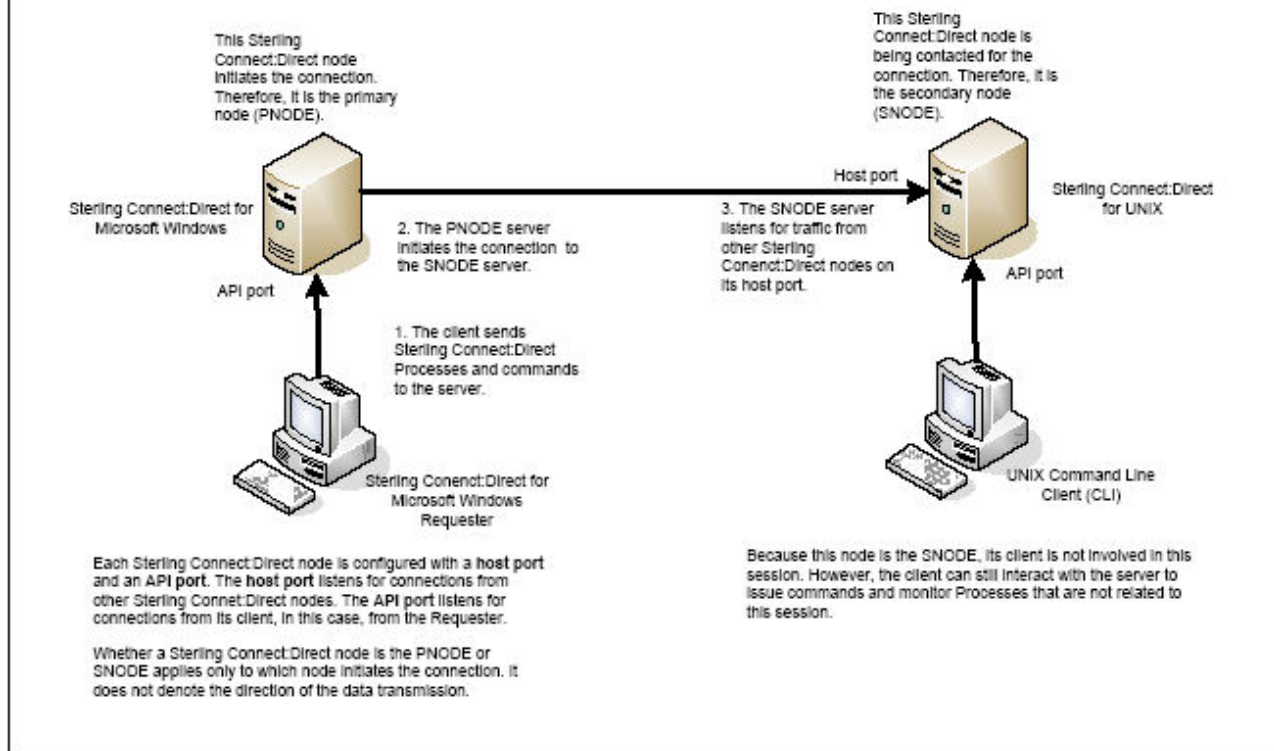
IBM Connect:Direct Servers and Clients

A IBM Connect:Direct client is used to communicate with a IBM Connect:Direct server regarding the work that will be performed. IBM Connect:Direct offers the following types of client interfaces: Web browser interface, graphical user interface (GUI), command line client (CLI), and panels.

Each data transfer involves a local and a remote IBM Connect:Direct server (also referred to as nodes). The two servers work together to perform the work in a peer-to-peer relationship. The server initiating the connection is the primary node (PNODE) for the connection, and the server receiving the connection is the secondary node (SNODE). A IBM Connect:Direct server can manage multiple concurrent connections with other IBM Connect:Direct servers and can act as both a PNODE and an SNODE.

The following figure shows the relationships between IBM Connect:Direct clients and servers during peer-to-peer sessions:

Peer-to-Peer and Client/Server Concepts in Sterling Connect:Direct



IBM Connect:Direct User Interfaces

The following user interfaces serve as clients to IBM Connect:Direct servers:

- Control Center provides a system-wide view of your IBM Connect:Direct servers that enables you to monitor and manage your resources from a central location, including the capability of managing your IBM Connect:Direct server configurations.
- Connect:Direct Browser User Interface allows you to create, submit, and monitor IBM Connect:Direct Processes from an Internet browser, such as Microsoft Internet Explorer or Mozilla Firefox. You can also perform IBM Connect:Direct system administration tasks, such as viewing and changing the network map or initialization parameters (with the appropriate authority level). The specific administration tasks that you can perform depend on the IBM Connect:Direct platform that your browser is signed on to and your security level.
Connect:Direct Browser User Interface can be used as a client for Connect:Direct for Microsoft Windows, UNIX, z/OS, and HP NonStop servers.
- Command Line Interface allows you to issue IBM Connect:Direct commands and monitor IBM Connect:Direct Processes. CLIs are available in Connect:Direct for Microsoft Windows, UNIX, HP NonStop, and OpenVMS.
- Some platforms contain panel-driven user interfaces, such as the Connect:Direct for z/OS ISPF Interactive User Interface.

- Application programming interfaces (APIs) in IBM Connect:Direct enable customers to tie-in their applications to IBM Connect:Direct.

Chapter 2. Working With IBM Connect:Direct

To perform work in your enterprise, IBM Connect:Direct relies on building blocks of information that define the local and remote nodes, users who can access those nodes, and the functions they can perform.

Local Node Definition

During installation, you define a local node for IBM Connect:Direct. The local node definition specifies information, such as the operating system, default user ID, TCP/IP address, and port number. After installation, you can change the local node's settings and define remote nodes. In addition to the default user ID you specify for a local node, you can add other users who will access that node.

Local User Authorities

After you define a user ID for each user who has access to the local node, you can restrict the ability of each user to perform certain tasks by defining user authorities for each user ID. For example, you can permit a user to submit a Process but not to monitor or delete Processes.

IBM Connect:Direct has two types of users: administrators and general users, and each type has a set of default privileges. You can use these user templates to assign user authorities and restrict user privileges. Local user authorities provide one type of authentication in IBM Connect:Direct. An alternative method of authentication is available using remote user proxies. For a listing of the default authorities for each type, see the product documentation for your IBM Connect:Direct platform.

Remote User Proxies

User proxy definitions (referred to as secure point of entry on the mainframe) contain remote user information for operations initiated from remote IBM Connect:Direct nodes. These definitions identify a proxy relationship between a user ID at a remote IBM Connect:Direct node and a local user ID. This mapping of remote and local user IDs enables users at remote IBM Connect:Direct nodes to submit work to the local IBM Connect:Direct node without explicitly defining user IDs and passwords in the Processes, eliminating the need to share passwords with your trading partners. User proxies also define what each user ID can do on the local IBM Connect:Direct node.

Configuration Settings for the Local Node

Initialization parameters determine various IBM Connect:Direct settings that control system operation. The initialization parameters are created when you install IBM Connect:Direct and can be updated as needed. Some of these settings may be overwritten in the netmap, user authorities, user proxies, and Processes.

Remote Node Definitions

The Network Map, or netmap, is created during the IBM Connect:Direct installation that identifies the remote nodes that each local node can communicate with and the communication information needed to establish a connection. You create a remote node entry in the network map for each remote node that the local

node communicates with. Each network map entry contains information about the remote node, such as the remote node name, operating system, session characteristics for a protocol, and transfer and protocol information about the available communications paths and their attributes.

Netmap Checking

In addition to defining the remote nodes that communicate with the IBM Connect:Direct node, the network map can be used to perform a security function. Netmap checking verifies that inbound sessions are from a node defined in the network map; if the node is not in the network map, the connection fails.

Defining the Work IBM Connect:Direct Will Perform

The IBM Connect:Direct Process language provides instructions that tell IBM Connect:Direct the work to perform in your enterprise. A IBM Connect:Direct Process contains special statements and parameters that perform data movement and manipulation activities such as:

- Moving files between different IBM Connect:Direct servers
- Running jobs, programs, and commands on the IBM Connect:Direct server
- Starting other Processes
- Monitoring and controlling Processes
- Handling processing errors

Processes can be linked to network and application activities, generating a continuous cycle of processing. For example, a network message can trigger a file transfer that is used by another application. As a Process executes and after it completes, audit information is available to analyze and use for future processing.

Processes contain parameters that control Process attributes such as:

- Scheduling information—Setting a Process to run at a specific day and time. Processing can be scheduled to run automatically at a specified date or interval, without any operator intervention.
- Integration with existing security systems—Specifying user IDs and passwords within a Process that allow it to work within your existing network security system.
- Data transmission integrity—Specifying checkpoint and restart intervals within a file transmission so that if a transmission fails, it restarts automatically from the most recent checkpoint.
- Compression—Performing data compression for Copy operations for shorter transfer times.
- User notification—Automatically notifying users of successful and unsuccessful transfers.

These parameters can be specified within the actual Process or you can specify them when you submit the Process. Any parameters you provide when you submit a Process override the parameters coded in the Process.

Process Language

A IBM Connect:Direct Process uses its own scripting language that defines the work that you want the Process to do. The following are the statements used in IBM Connect:Direct Processes:

Statement	Description
PROCESS	Defines general Process characteristics. This statement is always the first statement in a Process. Among the items the Process statement specifies are: <ul style="list-style-type: none"> • The name of the secondary node in the Process • The Process priority • When to start the Process • Who to notify upon completion • Whether IBM Connect:Direct should keep a copy of the Process to execute in the future
COPY	Performs a data transfer. The COPY statement also specifies various file transfer options, including: <ul style="list-style-type: none"> • File allocation • File disposition options • File renaming • Data compression options
RUN JOB	Submits a job or application to the host operating system. The Process continues running and does not wait for the submitted job or application to complete. This is known as asynchronous processing.
RUN TASK	Submits a job or application to the host operating system. The Process waits for the job or application to complete before continuing. If the job or application does not complete, the rest of the Process does not run. This is known as synchronous processing.
SUBMIT	Submits a Process from within another Process. The SYMBOL statement enables Processes to be modular. This enhances processing flexibility, as you can modify Process modules as necessary without altering the master Process.
SYMBOL	Replaces symbolic strings within a Process with parameter values. The SYMBOL statement eliminates the need to hardcode file names and values within a Process. Instead, the SYMBOL statement allows values to be substituted within a Process, enabling a Process to be reused for different file transfers.
Conditional (IF, EIF, ELSE, EXIT, GOTO)	Controls Process execution by testing Process step return codes with conditional logic statements. For example, if a file transfer successfully completes, the Process can use the SUBMIT statement to initiate a second Process. If the file transfer fails, the Process can send an error message to the operator.
pend	Indicates the end of a Process. This statement is only valid for Connect:Direct for UNIX, OpenVMS, and Microsoft Windows.

The Process statement must be the first statement in a Process. The statements after the Process statement can follow in any sequence. Each statement uses parameters to control Process activities such as execution start time, user notification, security, or accounting data. These parameters can be specified within the Process or you can specify them when you submit the Process. The parameters for a statement vary according to platform.

The following example shows a Process that copies a file from UNIX to z/OS. The Process was initiated from the UNIX node. The **ckpt** parameter specifies that no checkpoints will be taken:

```
zOSxx process snode=zOS.node
  startt = (Monday, 08:30:00 am)
  notify = unixuser@unixhost
step01 copy from (file=file1
  pnode)
  ckpt=no
  to (file=file2
  dcb=(dsorg=PS,
  recfm=FB,
  lrecl=80,
  blksize=2400)
  space=(TRK,(1,,))
  snode
  disp=rpl)
pend
```

Detailed information about IBM Connect:Direct Processes is available in the *IBMConnect:Direct Process Language Reference Guide*.

Creating IBM Connect:Direct Processes

After you define your business need, you can create a Process for execution in the following ways:

- Through the Process Builder feature of the Connect:Direct Browser User Interface, a Web-based interface to a IBM Connect:Direct server. The Connect:Direct Browser User Interface is distributed with IBM Connect:Direct and Control Center.

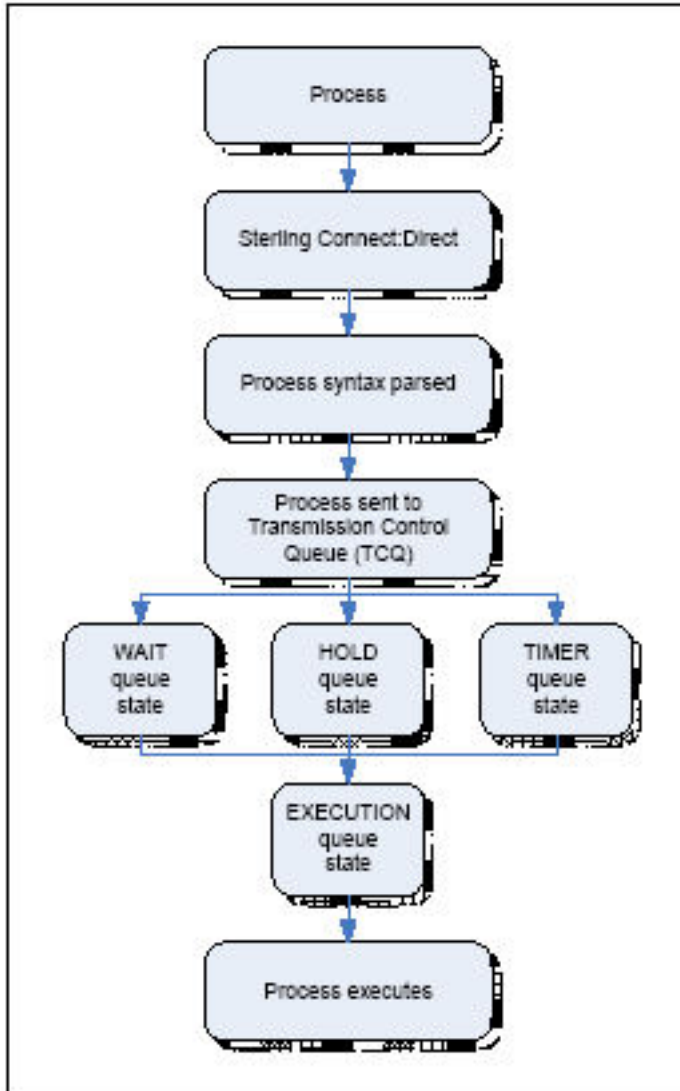
The Process Builder is a GUI that enables you to build, modify, and save Processes. The Process Builder handles IBM Connect:Direct Process syntax rules automatically. The Process Builder eliminates the typographical mistakes made when creating Processes with a text editor. You can also validate Process syntax and submit completed Processes from the Process Builder.

You can use the Process Builder to modify Processes created with a text editor. Likewise, Processes created with the Process Builder feature can be edited with a text editor.

- Through the IBM Connect:Direct Requester for Microsoft Windows, which is a graphical interface to Connect:Direct for Microsoft Windows.
- A text file that is submitted to a IBM Connect:Direct server through a batch utility, command line, or a user written program through the Connect:Direct Application Program Interface (API).
- Through the Connect:Direct for z/OS IUI. See the *Connect:Direct for z/OS User Guide* for information about the IUI.

Managing the Work

After you create Processes, you submit them for execution. The following illustration shows how a Process executes:



The following table explains the Process steps:

Step	Description
Process submitted	A user submits a Process from a IBM Connect:Direct Process library or from the Connect:Direct Browser User Interface.
Process syntax parsed	The parser within IBM Connect:Direct verifies the Process syntax.

Step	Description
Process sent to Transmission Control Queue (TCQ)	<p>If the Process passes syntax checking, it is placed in the appropriate work queue according to Process parameters, such as priority, class, and start time. The IBM Connect:Direct work queues are jointly referred to as the TCQ. A Process is in one of the following states in the TCQ:</p> <ul style="list-style-type: none"> • EXECUTION—The Process is executing. • WAIT—The Process is waiting until a connection with the SNODE is established or available. Processes in the WAIT queue state may also be waiting for their turn to execute on an existing session. • HOLD—Process execution is on hold. The Process may have been submitted with a HOLD or RETAIN parameter. The Process is held on the queue until released by an operator or the SNODE connects with a request for held work. The HOLD queue state also applies to Processes that stop executing when an error occurs. • TIMER—The Process was submitted with a STARTT parameter that designates the time, date, or both that the Process should execute. Processes that initially failed due to inability to connect with the SNODE or because of a file allocation failure can also be in this queue state waiting for their retry interval to expire. Such Processes will retry automatically. <p>A queued Process can be queried and manipulated through IBM Connect:Direct commands such as SELECT, CHANGE, DELETE, FLUSH, and SUSPEND PROCESS. For complete information on the IBM Connect:Direct commands and the various queues, refer to the IBM Connect:Direct user's guide for your platform.</p> <p>A message indicating that the Process was submitted successfully is created when the Process is placed into the TCQ. The Process statements have been checked for syntax, but the Process may not have been selected for execution.</p>
Process Executes	<p>The Process is selected for execution based on Process parameters and the availability of the SNODE.</p>

Tools to Help You Manage Processes

IBM Connect:Direct provides tools to allow you to manage Processes. These tools include:

- Process Monitor—Use this tool to view Processes in the Transmission Control Queue (TCQ), release held Processes, change the status of a Process, and delete a Process.
- Process Notification Utility—Use this utility to change the notification method you defined when you installed IBM Connect:Direct to notify users of Process execution.
- Message Lookup—If you need to troubleshoot the meaning of an error message, use this utility to view more explanation about an error message.
- SNMP—If you want to use SNMP to capture messages, you can identify which messages you want to include and determine if messages are trapped or logged to the event log.
- CRC checking—A cyclic redundancy check (CRC) determines whether the data that IBM Connect:Direct receives over the network has been altered in transmission or not. To ensure data integrity during the transmission, a CRC is generated for the entire buffer, including the header. CRC checking works by calculating a short, fixed-length binary sequence for each block of data and

sending/storing them together. When a block is read or received, the calculation is repeated. If the new CRC does not match the one calculated earlier, IBM Connect:Direct stops the Process execution and restarts the Process from the last checkpoint record. CRC checking can only be performed for TCP/IP Processes and cannot be enabled when running Connect:Direct Secure Plus, because data integrity is a native part of Connect:Direct Secure Plus.

- CLI—The command line interface (CLI) provides commands to access queues and manage Processes. These commands enable you to control Process execution, view Process status and results, and affect the IBM Connect:Direct server. Issue these commands through or in a native command text format through the Applications Programming Interface (API).
- Connect:Direct Browser User Interface—Connect:Direct Browser User Interface allows you to build, submit, and monitor IBM Connect:Direct Processes from an Internet browser, such as Microsoft Internet Explorer. You can also perform IBM Connect:Direct system administration tasks, such as viewing and changing the network map or initialization parameters, from Connect:Direct Browser User Interface. The specific administration tasks that you can perform depend on the IBM Connect:Direct platform that your browser is signed on to and your security level.
- —Connect:Direct File Agent is a feature of IBM Connect:Direct that provides unattended file management. Connect:Direct File Agent monitors watched directories to detect new files. When Connect:Direct File Agent detects a new file, it either submits a default Process or evaluates the file using rules to override the default Process and to determine which Process to submit. You create rules to submit different Processes based on the following properties:
 - Specific or partial file names
 - File size
 - System events

Chapter 3. Extending the Capabilities of IBM Connect:Direct

You can extend capabilities of IBM Connect:Direct through the IBM Managed File Transfer (MFT) suite of products and options, including:

- IBM Connect:Direct Secure Plus
- Sterling Secure Proxy
- Sterling External Authentication Server
- IBM Certificate Wizard
- IBM Control Center
- IBM B2B Integrator
- Sterling Connect:Direct File Agent
- IBM File Accelerator
- IBM Connect:Direct Select
- IBM Connect:Direct FTP+
- IBM Connect:Direct for SWIFTNet for Microsoft Windows and IBM Connect:Direct for SWIFTNet for UNIX

Enhanced Security

IBM Connect:Direct contains basic security consisting of user authentication and user proxies that enable you to control who has access to the IBM Connect:Direct server and what actions they are allowed to perform. Enhanced security is available through the following additional MFT products.

Connect:Direct Secure Plus

For a more complete, full-security solution, the Connect:Direct Secure Plus is available. This option of IBM Connect:Direct enables you to select the security protocol to use to secure data during electronic transmission: Transport Layer Security (TLS) or Secure Sockets Layer protocol (SSL). These protocols provide three levels of security:

- The first level of security is server authentication. It is activated when a trading partner connects to a IBM Connect:Direct server. After the initial handshake, the IBM Connect:Direct server sends its digital certificate to the trading partner. The trading partner checks that it has not expired and that it has been issued by a certificate authority the trading partner trusts.
- The second level of security, called client authentication, requires that the trading partner send its own certificate. If enabled, the IBM Connect:Direct server requests certificate information from the trading partner, after it returns its certificate information. If the client certificate is signed by a trusted source, the connection is established.
- The third level of security requires that a certificate common name be verified. The Connect:Direct Secure Plus server searches the certificate file it receives from the trading partner and looks for a matching certificate common name. If the server cannot find the certificate common name, communication fails.

Connect:Direct Secure Plus includes the following encryption algorithms:

- Symmetric—AES, DES, 3DES, RC4
- Asymmetric—RSA

- FIPS—Leverages Crypto-C, which is IBM's FIPS 140-2 validated security module on the UNIX, Microsoft Windows, and z/OS platforms and leverages the IBM eServer™ cryptographic coprocessor on the mainframe. The following FIPS-validated algorithm implementations are supported in Connect:Direct Secure Plus:
 - DES, FIPS 46-3, NIST Certificate #160
 - 3DES, FIPS 46-3, NIST Certificate #100
 - SHA-1, FIPS 180-1, NIST Certificate #89
 - AES, FIPS 197, NIST Certificate #5
 - DSA, FIPS 186-2, NIST Certificate #70
- FIPS compliance can be achieved with IBM Connect:Direct only by installing Connect:Direct Secure Plus and enabling FIPS mode on the supported platforms.

Secure Proxy

For further security of your IBM Connect:Direct network, you can use Sterling Secure Proxy as an application proxy in your DMZ. When used as a reverse proxy, Secure Proxy ensures that the node has the authority to connect. If the node is authorized, the proxy provides a session break and establishes a new connection to connect to the IBM Connect:Direct node inside the company.

As a forward proxy, it allows an internal node to connect to a IBM Connect:Direct node outside of your secure environment. The internal node connects to the forward proxy in the DMZ. The forward proxy then sends connection information to the external IBM Connect:Direct node. The session break ensures that the company node is protected and does not have a direct connection to the external node. The external IBM Connect:Direct node is unaware that Secure Proxy is deployed and believes it is connecting to the internal IBM Connect:Direct node.

Secure Proxy also provides user authentication to ensure that the external node is authorized to connect to Secure Proxy. As an extension of user authentication, you can use Sterling External Authentication Server to make use of an external database, such as Active Directory or Lightweight Directory Access Protocol (LDAP), to perform IBM Connect:Direct node authentication and certificate authentication.

Secure Proxy also provides the following security features:

- SSL or TLS using certificates—Ensures that the connection between Secure Proxy and the internal and external nodes uses SSL or TLS.
- Support for Hardware Security Modules (HSM)—Stores and protects your certificates.
- Support for connection routing—Allows you to route incoming connections using the following methods:
 - Direct Routing—Routes incoming connections directly to the trusted company server.
 - PNODE routing—Allows the inbound node to determine what SNODE it connects to.
 - Certificate-based routing—Allows Secure Proxy to determine the internal server to route the connection to, based on the distinguished name in the certificate.
- Support for step injection—Allows you to insert IBM Connect:Direct Process statements into the communications session with the SNODE independent of the PNODE Process statements. These injected statements can provide real-time

notification of file delivery, invoke applications, run operating system jobs and commands, and submit other IBM Connect:Direct Processes, all without the need to provide an exit program on the SNODE or without changing the PNODE Process. The results of these steps are logged in the statistics file of the SNODE.

In addition to providing proxy services for IBM Connect:Direct, Secure Proxy also provides proxy support to for FTP, SFTP (SSH), HTTP, and HTTPS, allowing you to extend your managed file transfer enterprise to IBM B2B Integrator and IBM File Gateway.

Sterling External Authentication Server

You can use External Authentication Server together with Secure Proxy to implement extended authentication and validation services for your IBM products. The External Authentication Server is a separate, GUI-configurable application that allows you to validate certificates against certificate revocation lists (CRLs). You can also configure multifactor authentication using SSL client certificates, SSH keys, user ID and password, and client IP address as factors. You can enable application outputs to allow you to map attributes, such as login credentials that are returned to a query, to outputs you specify.

Enterprise Management with Control Center

Control Center provides centralized management and monitoring of large-scale, distributed IBM Connect:Direct server environments. It enables you to enhance operational productivity and improve the quality of service for IBM Connect:Direct file transfers and activities in your environment from one central location through:

Service Level Management

- Helps answer the questions, “Where is my file?” and “Are my service level agreements being met?” by providing a system-wide view of all your IBM Connect:Direct servers across different platforms and locations in real time
- Allows you to monitor the overall health of the environment through server status indicators
- Allows you to setup an early warning system for exceptions regarding critical processing windows and server events in the form of proactive notifications (e-mails, SNMP traps, and GUI alerts)
- Helps you ensure that your file transfer environment is functioning at the level you need it to by consolidating information for throughput analysis, capacity planning, post-processing operational or security audits, and workload analysis
- Allows you to release or delete IBM Connect:Direct Processes from a central location

Asset Management

- Helps answer the questions, “Where is my IBM Connect:Direct software installed and running?” and “Is it in compliance with license agreements?”
- Helps you track network assets by capitalizing on its server monitoring capabilities. A feature called Guided Node Discovery (also called Node Discovery) lets you find all IBM Connect:Direct servers that a managed IBM Connect:Direct server communicates with.
- Helps you ensure that your server licenses are up to date and facilitates license distribution to the managed IBM Connect:Direct servers in your environment.

Configuration Management

- Helps you answer the questions, “Are my IBM Connect:Direct servers configured correctly?” and “Do they comply with our security policy?”
- Provides a centralized, simplified means of managing the configurations of your Connect:Direct for UNIX, Microsoft Windows, and z/OS servers by:
 - Providing a common interface for managing and auditing IBM Connect:Direct server configurations
 - Normalizing parameters across platforms that might have different names and value pairs
 - Providing platform-specific syntax checking and easy-access tooltip help
 - Providing a means for updating, viewing, auditing, and tracking versions (including rollback functionality) of configuration data for IBM Connect:Direct servers, such as netmap nodes, functional authorities, and initialization parameters
 - Generating an audit log that identifies all changes that are made to the configuration and who makes them

Process Integration with B2B Integrator

B2B Integrator enables a business to define business processes in a software application and route data between enterprise systems using different protocols and formats.

The IBM B2B Integrator - Connect:Direct Service Adapter is a component of B2B Integrator that allows B2B Integrator to act like a IBM Connect:Direct server, sending and receiving data using the IBM Connect:Direct protocol. The adapter enables you to use files from a IBM Connect:Direct server in a B2B Integrator business process and to create business processes that exchange files with a IBM Connect:Direct server.

IBM Connect:Direct and B2B Integrator Processes

IBM Connect:Direct and B2B Integrator each have their own version of a process. IBM Connect:Direct uses a Process statement to initiate a session with another IBM Connect:Direct node and then uses specific statements to perform tasks and make requests on that node.

B2B Integrator uses business process services to initiate a session with another IBM Connect:Direct node to perform tasks and make requests on that node. It is possible to use B2B Integrator business processes to handle complex processes such as order fulfillment, invoicing, inventory, and other processes that require data exchange and business integration.

These business processes enable you to transfer your files, or business documents, to internal processing activities and to trading partners, exchanges, and customers.

Unattended File Management with Connect:Direct File Agent

Connect:Direct File Agent is a component of IBM Connect:Direct that provides unattended file management. It provides monitoring and detection capabilities that enhance the automation you accomplish with IBM Connect:Direct Processes.

You can configure Connect:Direct File Agent to operate in either of the following ways:

- Watch for any file to appear in one or more watched directories and submit a default IBM Connect:Direct Process after detecting the newly added file.
- Override the default IBM Connect:Direct Process specified and apply either watched file event rules or system event rules that are enabled for the configuration. If the criteria for a rule are met, Connect:Direct File Agent submits the IBM Connect:Direct Process associated with that rule.
- You can create Connect:Direct File Agent rules based on the following properties:
 - Full or partial name of the file detected in a watched directory. The watched directory can be a local directory on the IBM Connect:Direct server or a network drive.
 - Size of the file detected in a watched directory
 - System event title or contents

File Agent is distributed with Connect:Direct for UNIX, Microsoft Windows, and z/OS.

Other Tools/Options to Extend Capabilities

There are several tools/options that extend the functionality available in IBM Connect:Direct, including:

- Amazon S3 Cloud Storage support
- Connect:Direct Web Services
- IBM® Aspera® High-Speed Add-on for Connect:Direct®
- Connect:Direct Application Interface for Java
- Microsoft Windows SDK
- SNMP Agent
- Clustering Solutions

File Accelerator

The IBM File Accelerator is a UDT (UDP-based Data Transfer) solution that provides faster file transfers for high-volume files than TCP over high-speed networks with high latency.

Please consider the following known restriction when using UDT:

- Under conditions of high CPU usage, a Connect:Direct Process running over UDT may be interrupted by a lost connection. If the connection is lost, the Process is retried. The frequency of connections lost due to high CPU usage can be reduced by restricting the number of concurrent UDT sessions through netmap session limits.
- All UDT SNODE connections must be defined in your netmap so that the node name can be used to specify the SNODE in a Process statement. You cannot use an IP address and port number to specify the SNODE in a Process statement if you want to connect to a remote node using UDT.
- UDT is not supported in a load balancing environment.
- UDT is not supported with FASP.

Microsoft Windows SDK

The Software Development Kit can be used to integrate IBM Connect:Direct operations into your company's applications. The SDK uses a 32-bit interface for C

and C++ as well as an OLE automation server for Visual Basic applications. The SDK also provides ActiveX controls for Submit Process and Select Statistics commands. The tools available in the SDK include: C API functions, C++ Class interface, ActiveX control interface, direct automation servers, and user exits.

SNMP Agent

The SNMP Agent is a proxy agent that enables a IBM Connect:Direct server to provide information to SNMP network management stations, which provides access to the following information:

- General condition of the IBM Connect:Direct server
- Alerts for events requiring further investigation, such as possible security violations, failing Processes, and session failure.

Clustering Solutions

IBM provides support for clustered environments such as IBM Sysplex, Symantic Veritas, Sun Solaris Cluster, and Microsoft Cluster Server.

Additional IBM Connect:Direct Products

You can extend the capabilities of a single IBM Connect:Direct server with IBM Connect:Direct Select and IBM Connect:Direct FTP+.

IBM Connect:Direct Select

IBM Connect:Direct Select provides reliable and secure unattended data delivery between remote sites where IBM Connect:Direct is installed.

In its basic configuration, a IBM Connect:Direct Select node sends files from a watch directory or e-mail inbox to a IBM Connect:Direct server and receives files from the IBM Connect:Direct server. You can also configure IBM Connect:Direct Select to send files to other computers as e-mail attachments, to route files to multiple destinations, and to perform additional processing on received files.

IBM Connect:Direct FTP+

IBM Connect:Direct FTP+ is a solution that is designed to operate as simply as common FTP. It provides a simple, reliable, and secure way to transfer files between a IBM Connect:Direct server at a central processing center and remote sites. IBM Connect:Direct FTP+ operates like an FTP client. It can initiate send or receive operations with the IBM Connect:Direct server, but the server cannot initiate transfers with IBM Connect:Direct FTP+. The complete FTP command set is supported, whether from a command line or a script. Commands that do not have equivalent IBM Connect:Direct operations are accepted and an appropriate message is generated.

While IBM Connect:Direct FTP+ is as simple to use as common FTP, it provides additional benefits not available in FTP. These include:

- Assured, reliable data delivery. IBM Connect:Direct FTP+ has checkpoint and restart capability. All activity and statistics are logged, so there are verifiable audit trails of all actions.
- Secure data delivery. IBM Connect:Direct FTP+ is compatible with Connect:Direct Secure Plus, so that data can be safely sent in an encrypted format, safe from hackers and data thieves.

- Data integrity checking. IBM Connect:Direct ensures the integrity of the transferred data and verifies that no data is lost during transmission.
- Seamless integration into IBM Connect:Direct environments. Because IBM Connect:Direct FTP+ is an IBM product, it is easily integrated into existing IBM Connect:Direct networks, with minimal changes required to the IBM Connect:Direct server.

You can install IBM Connect:Direct FTP+ on Microsoft Windows, UNIX, or Linux computers.

Speciality Product: SWIFTNet

IBM Connect:Direct for SWIFTNet for UNIX and IBM Connect:Direct for SWIFTNet for Microsoft Windows are special IBM Connect:Direct solutions that were developed to work with SWIFTNet, which is a highly secure, proprietary network in Europe used by financial institutions. The Sterling Connect:Direct for SWIFTNet solution supports the FileAct (real-time file transfer service) SWIFT service.

Notices

This information was developed for products and services offered in the US. This material might be available from IBM in other languages. However, you may be required to own a copy of the product or product version in that language in order to access it.

IBM may not offer the products, services, or features discussed in this document in other countries. Consult your local IBM representative for information on the products and services currently available in your area. Any reference to an IBM product, program, or service is not intended to state or imply that only that IBM product, program, or service may be used. Any functionally equivalent product, program, or service that does not infringe any IBM intellectual property right may be used instead. However, it is the user's responsibility to evaluate and verify the operation of any non-IBM product, program, or service.

IBM may have patents or pending patent applications covering subject matter described in this document. The furnishing of this document does not grant you any license to these patents. You can send license inquiries, in writing, to:

*IBM Director of Licensing
IBM Corporation
North Castle Drive, MD-NC119
Armonk, NY 10504-1785
US*

For license inquiries regarding double-byte character set (DBCS) information, contact the IBM Intellectual Property Department in your country or send inquiries, in writing, to:

*Intellectual Property Licensing
Legal and Intellectual Property Law
IBM Japan Ltd.
19-21, Nihonbashi-Hakozakicho, Chuo-ku
Tokyo 103-8510, Japan*

INTERNATIONAL BUSINESS MACHINES CORPORATION PROVIDES THIS PUBLICATION "AS IS" WITHOUT WARRANTY OF ANY KIND, EITHER EXPRESS OR IMPLIED, INCLUDING, BUT NOT LIMITED TO, THE IMPLIED WARRANTIES OF NON-INFRINGEMENT, MERCHANTABILITY OR FITNESS FOR A PARTICULAR PURPOSE. Some jurisdictions do not allow disclaimer of express or implied warranties in certain transactions, therefore, this statement may not apply to you.

This information could include technical inaccuracies or typographical errors. Changes are periodically made to the information herein; these changes will be incorporated in new editions of the publication. IBM may make improvements and/or changes in the product(s) and/or the program(s) described in this publication at any time without notice.

Any references in this information to non-IBM websites are provided for convenience only and do not in any manner serve as an endorsement of those

websites. The materials at those websites are not part of the materials for this IBM product and use of those websites is at your own risk.

IBM may use or distribute any of the information you provide in any way it believes appropriate without incurring any obligation to you.

Licensees of this program who wish to have information about it for the purpose of enabling: (i) the exchange of information between independently created programs and other programs (including this one) and (ii) the mutual use of the information which has been exchanged, should contact:

*IBM Director of Licensing
IBM Corporation
North Castle Drive, MD-NC119
Armonk, NY 10504-1785
US*

Such information may be available, subject to appropriate terms and conditions, including in some cases, payment of a fee.

The licensed program described in this document and all licensed material available for it are provided by IBM under terms of the IBM Customer Agreement, IBM International Program License Agreement or any equivalent agreement between us.

The performance data and client examples cited are presented for illustrative purposes only. Actual performance results may vary depending on specific configurations and operating conditions.

Information concerning non-IBM products was obtained from the suppliers of those products, their published announcements or other publicly available sources. IBM has not tested those products and cannot confirm the accuracy of performance, compatibility or any other claims related to non-IBM products. Questions on the capabilities of non-IBM products should be addressed to the suppliers of those products.

Statements regarding IBM's future direction or intent are subject to change or withdrawal without notice, and represent goals and objectives only.

All IBM prices shown are IBM's suggested retail prices, are current and are subject to change without notice. Dealer prices may vary.

This information is for planning purposes only. The information herein is subject to change before the products described become available.

This information contains examples of data and reports used in daily business operations. To illustrate them as completely as possible, the examples include the names of individuals, companies, brands, and products. All of these names are fictitious and any similarity to actual people or business enterprises is entirely coincidental.

COPYRIGHT LICENSE:

This information contains sample application programs in source language, which illustrate programming techniques on various operating platforms. You may copy, modify, and distribute these sample programs in any form without payment to

IBM, for the purposes of developing, using, marketing or distributing application programs conforming to the application programming interface for the operating platform for which the sample programs are written. These examples have not been thoroughly tested under all conditions. IBM, therefore, cannot guarantee or imply reliability, serviceability, or function of these programs. The sample programs are provided "AS IS", without warranty of any kind. IBM shall not be liable for any damages arising out of your use of the sample programs.

Each copy or any portion of these sample programs or any derivative work must include a copyright notice as shown in the next column.

© 2015.

Portions of this code are derived from IBM Corp. Sample Programs.

© Copyright IBM Corp. 2015.

Trademarks

IBM, the IBM logo, and ibm.com are trademarks or registered trademarks of International Business Machines Corp., registered in many jurisdictions worldwide. Other product and service names might be trademarks of IBM or other companies. A current list of IBM trademarks is available on the web at "Copyright and trademark information" at www.ibm.com/legal/copytrade.shtml.

Adobe, the Adobe logo, PostScript, and the PostScript logo are either registered trademarks or trademarks of Adobe Systems Incorporated in the United States, and/or other countries.

IT Infrastructure Library is a registered trademark of the Central Computer and Telecommunications Agency which is now part of the Office of Government Commerce.

Intel, Intel logo, Intel Inside, Intel Inside logo, Intel Centrino, Intel Centrino logo, Celeron, Intel Xeon, Intel SpeedStep, Itanium, and Pentium are trademarks or registered trademarks of Intel Corporation or its subsidiaries in the United States and other countries.

Linux is a registered trademark of Linus Torvalds in the United States, other countries, or both.

Microsoft, Windows, Windows NT, and the Windows logo are trademarks of Microsoft Corporation in the United States, other countries, or both.

ITIL is a registered trademark, and a registered community trademark of the Office of Government Commerce, and is registered in the U.S. Patent and Trademark Office.

UNIX is a registered trademark of The Open Group in the United States and other countries.

Java™ and all Java-based trademarks and logos are trademarks or registered trademarks of Oracle and/or its affiliates.

Cell Broadband Engine is a trademark of Sony Computer Entertainment, Inc. in the United States, other countries, or both and is used under license therefrom.

Linear Tape-Open, LTO, the LTO Logo, Ultrium and the Ultrium Logo are trademarks of HP, IBM Corp. and Quantum in the U.S. and other countries.

Connect Control Center[®], Connect:Direct[®], Connect:Enterprise[®], Gentran[®], Gentran[®]:Basic[®], Gentran:Control[®], Gentran:Director[®], Gentran:Plus[®], Gentran:Realtime[®], Gentran:Server[®], Gentran:Viewpoint[®], Commerce[™], Information Broker[®], and Integrator[®] are trademarks, Inc., an IBM Company.

Other company, product, and service names may be trademarks or service marks of others.

Terms and conditions for product documentation

Permissions for the use of these publications are granted subject to the following terms and conditions.

Applicability

These terms and conditions are in addition to any terms of use for the IBM website.

Personal use

You may reproduce these publications for your personal, noncommercial use provided that all proprietary notices are preserved. You may not distribute, display or make derivative work of these publications, or any portion thereof, without the express consent of IBM.

Commercial use

You may reproduce, distribute and display these publications solely within your enterprise provided that all proprietary notices are preserved. You may not make derivative works of these publications, or reproduce, distribute or display these publications or any portion thereof outside your enterprise, without the express consent of IBM.

Rights

Except as expressly granted in this permission, no other permissions, licenses or rights are granted, either express or implied, to the publications or any information, data, software or other intellectual property contained therein.

IBM reserves the right to withdraw the permissions granted herein whenever, in its discretion, the use of the publications is detrimental to its interest or, as determined by IBM, the above instructions are not being properly followed.

You may not download, export or re-export this information except in full compliance with all applicable laws and regulations, including all United States export laws and regulations.

IBM MAKES NO GUARANTEE ABOUT THE CONTENT OF THESE PUBLICATIONS. THE PUBLICATIONS ARE PROVIDED "AS-IS" AND WITHOUT WARRANTY OF ANY KIND, EITHER EXPRESSED OR IMPLIED, INCLUDING BUT NOT LIMITED TO IMPLIED WARRANTIES OF MERCHANTABILITY, NON-INFRINGEMENT, AND FITNESS FOR A PARTICULAR PURPOSE.



Product Number: 5655-X01

Printed in USA