

## Dr. Götz Bieber

Head of Department Teacher Training, Teaching and  
Management Staff Qualifications Ministry for Education,  
Youth and Sports of the State of Brandenburg


# Smarter Education



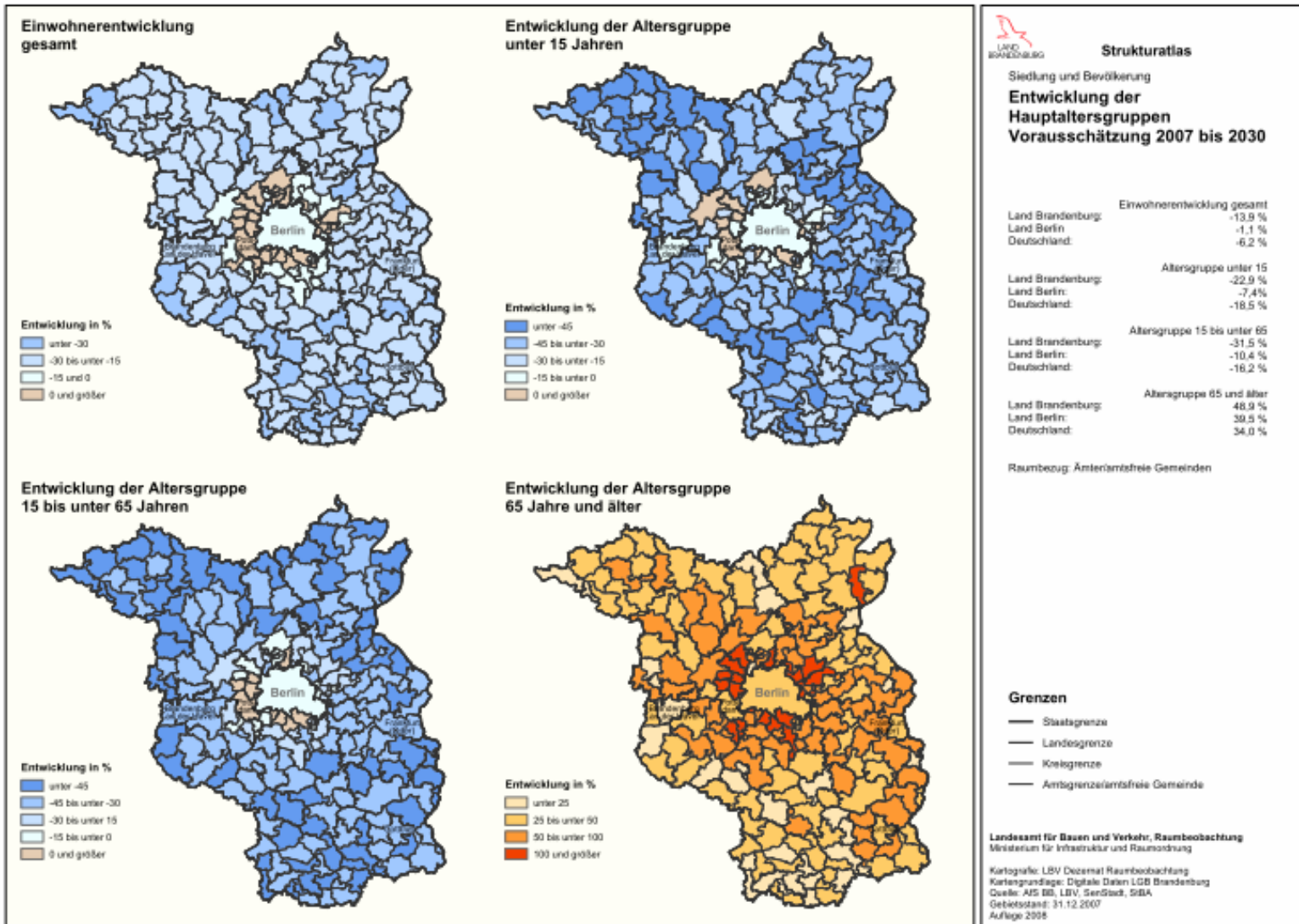


# Reinventing Education in Brandenburg - ONLIFE

Online teacher collaboration to promote the personalisation of teaching and learning in schools



# Demographic development in the Federal State of Brandenburg



# PISA 2003-2006



Percentage of pupils who use computers regularly at home and at school, according to the PISA study of 2006 and 2003

Staat	Regelmäßige häusliche Computernutzung			Regelmäßige schulische Computernutzung		
	PISA 2006		Differenz	PISA 2006		Differenz
	% (SE)	PISA 2003 % (SE)		% (SE)	PISA 2003 % (SE)	
Niederlande	97 (0.3)	KT		65 (1.4)	KT	
Island	97 (0.3)	89 (0.6)	8	53 (0.7)	41 (0.8)	12
Norwegen	96 (0.3)	KT		54 (1.8)	KT	
Schweden	96 (0.4)	89 (0.5)	7	47 (1.6)	48 (1.5)	-1
Dänemark	95 (0.4)	84 (0.7)	11	65 (1.6)	68 (1.6)	-3
Kanada	94 (0.3)	90 (0.3)	4	47 (1.0)	40 (0.9)	7
Australien	94 (0.3)	87 (0.5)	7	73 (1.1)	59 (1.0)	14
Finnland	93 (0.4)	78 (0.6)	15	51 (1.6)	36 (1.5)	15
Korea	93 (0.4)	86 (0.6)	7	36 (2.6)	29 (1.9)	7
Belgien	93 (0.3)	84 (0.5)	9	55 (1.3)	27 (0.9)	28
Schweiz	93 (0.4)	81 (0.6)	12	43 (1.5)	30 (1.4)	13
Deutschland	90 (0.5)	82 (0.6)	8	31 (1.5)	23 (1.2)	8
Österreich	89 (0.5)	81 (0.8)	8	73 (1.3)	53 (2.0)	20
Portugal	87 (0.7)	78 (0.9)	9	60 (1.2)	34 (1.5)	26
Neuseeland	87 (0.6)	79 (0.7)	8	50 (1.2)	43 (1.2)	7
Spanien	86 (0.6)	KT		42 (1.7)	KT	
Tschechische Republik	85 (0.8)	70 (0.9)	15	69 (1.6)	41 (1.6)	28
Italien	85 (0.5)	76 (0.8)	9	50 (1.5)	51 (2.0)	-1
Ungarn	84 (0.8)	67 (1.0)	17	85 (1.0)	80 (1.2)	5
Polen	81 (0.7)	59 (1.1)	22	61 (2.4)	44 (1.8)	17
Slowakische Republik	77 (0.9)	65 (1.0)	12	65 (1.8)	42 (1.5)	23
Irland	77 (0.8)	62 (0.9)	15	47 (1.8)	24 (1.4)	23
Griechenland	72 (0.8)	57 (1.2)	15	58 (1.7)	45 (2.4)	13
Türkei	53 (1.7)	48 (2.1)	5	53 (2.4)	46 (3.5)	7
Japan	52 (1.1)	37 (1.2)	15	50 (2.5)	26 (2.3)	24
OECD-Durchschnitt <sup>a</sup>	86 (0.3)	75 (0.2)	11	56 (0.6)	43 (0.3)	13

source:

PISA-Konsortium  
Deutschland: PISA  
2006. Die Ergebnisse  
der dritten  
internationalen  
Vergleichsstudie.

KT: nicht teilgenommen an Befragung zur Computervertraulichkeit.

<sup>a</sup>Für die Berechnung des OECD-Durchschnitts wurden nur die Staaten berücksichtigt, die sowohl in PISA 2003 als auch in PISA 2006 an der Befragung zur Computervertraulichkeit teilgenommen haben.

# Reinventing Education

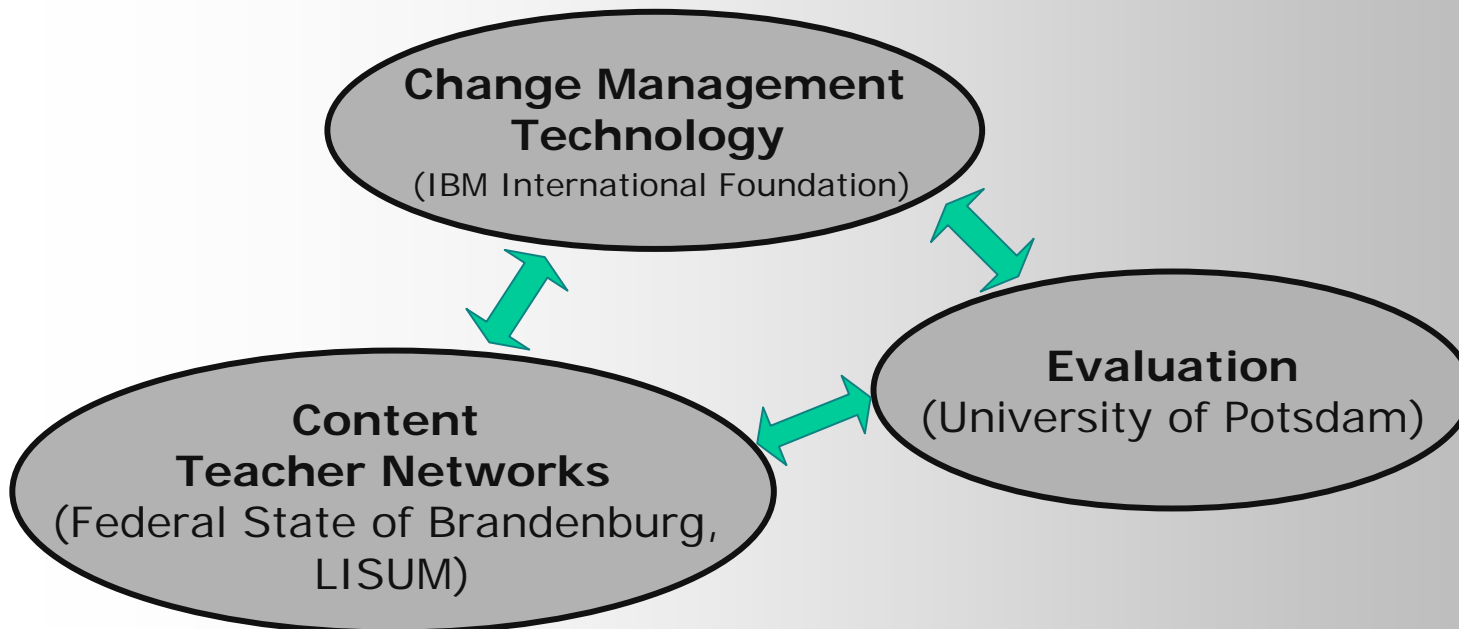
- ◆ ONLIFE based on 'Reinventing Education'
- ◆ 2005-2007 – ONLIFE-development Project
- ◆ 2008 ONLIFE-transfer project



## Die "Reinventing Education" Initiative von IBM

<b>Region:</b>	Brandenburg, Deutschland
<b>Thema:</b>	Bildungsinitiative Individuelle Förderung
<b>Laufzeit:</b>	10/2005 -
<b>Initiator:</b>	IBM
<b>Branche:</b>	Hardwareentwicklung Informationstechnologie Softwareentwicklung

Quelle: <http://www.charity-label.com/>





# Results

- ◆ >250 teachers joining ONLIFE workgroups
- ◆ >25 active working groups
- ◆ Activity level +70%
- ◆ Working groups self-organising with an increasing number of online chat sessions
- ◆ New topics/groups joining in



# Lessons learned

- ◆ Adoption of technology needs accompanying change management effort
- ◆ Moderators are key for acceptance and long-term integration
- ◆ (Online) collaboration must become part of teacher professional development
- ◆ Budgetary frameworks must take into account the requirement for investments in technology



# Next Steps

- ◆ ONLIFE integration into the new Berlin Brandenburg education server infrastructure
- ◆ Future use in e-learning development projects
- ◆ Teacher professional development to include new tools to become more effective
- ◆ Continuous expansion of working groups and topics

**SmarterCities**  
Berlin

# **Smarter** **Education**

