



Welcome to Tivoli Common Reporting

Welcome to the IBM developerWorks page for Tivoli Common Reporting. In case you are new to this topic, Tivoli Common Reporting is the Tivoli standard infrastructure for creating, viewing, and managing Tivoli product reports. Our goal is to help customers get more value out of their Tivoli investments. Customers will be able to use Tivoli Common Reporting to mine the data collected by Tivoli products, and produce reports such as device availability, resource utilization, and outage history.

This Web site is intended to be the home for a new community around Tivoli Common Reporting. Here you will find both introductory and in-depth information from an IBM team of developers, architects, and report designers. In the weeks ahead you will see contributions from customers and business partners, not just IBMers. We hope you'll eventually be a contributor as well.

Please take a few moments to browse the site and read more about Tivoli Common Reporting. In addition to articles, you will also find a forum for your comments or questions, and important links to other sites. (Nov 2007)

From a forthcoming article to be published on www.ibm.com/developerWorks



IBM Tivoli is delivering the **Tivoli Common Reporting** software, aiming to provide customers with a reporting solution that is shared across the Tivoli portfolio and can be used by Tivoli, business partners, and customers as a base for increasing the value of solutions built around Tivoli products.

How to get Tivoli Common Reporting

The Tivoli Common Reporting DVD is included with IBM Tivoli Monitoring (ITM) 6.2 and will also ship with other Tivoli products rolling out later this year and next. Tivoli Common Reporting is a separate DVD that installs in about 15 minutes.



Figure 1. Installing Tivoli Common Reporting

The Tivoli Common Reporting installation interface is illustrated above. After you've installed Tivoli Common Reporting, you can use the Web user interface to import sample reports from the DVD and familiarize yourself with the tool. From the Web UI you can view reports in HTML or PDF format, create snapshots, search reports, and perform other tasks.

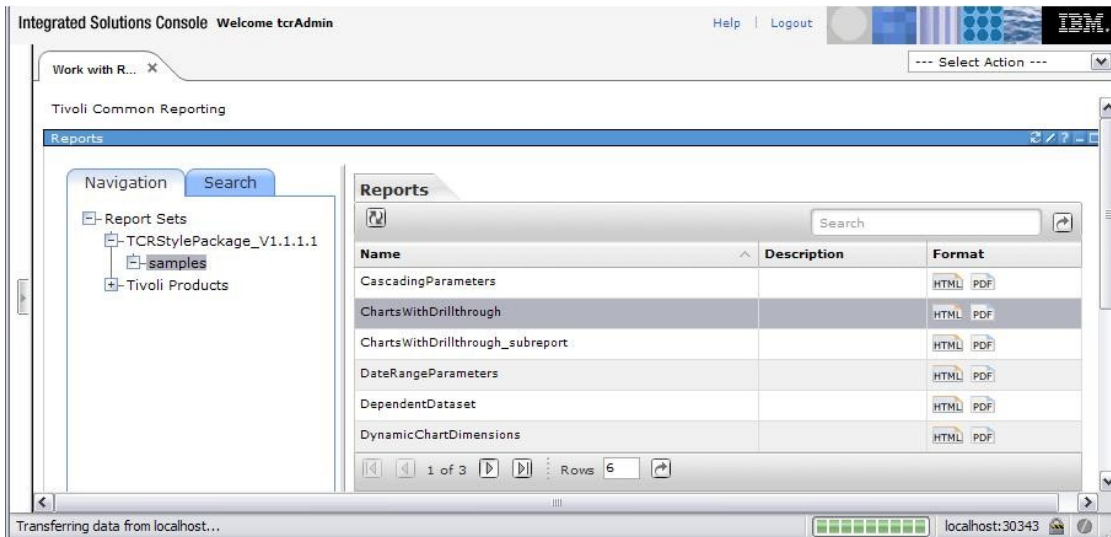


Figure 1. Tivoli Common Reporting Web user interface

You will see reports from several Tivoli products over the coming months. One of the articles on this site gives you more information on available reports. These include Device Availability (one of the reports shipping with Tivoli Network Manager Entry Edition), Service Outage Summary (one of the reports with Tivoli Business Systems Manager 4.1.1), and Resource Utilization and Resource Availability reports (two of the IBM Tivoli Monitoring 6.2 reports that will be available soon).

Our goal is to ship reports with the Tivoli products, but to deliver reports early, in some cases we will post them on the Tivoli Open Process Automation Library (OPAL) site.

Defining Tivoli Product Reports

We recognize that the most valuable reports are those that are tailored to a specific company, to a department, or even to a specific individual. As a result, our reporting solution is designed so that customers can tailor Tivoli reports to meet those specific needs.

Tivoli Common Reporting definitions use an open set of XML tags defined by the Business Intelligence Reporting Tool (BIRT) project within the Eclipse open source environment. This allows us to define and exchange report definitions easily with third parties, giving customers a much larger selection of report content that might be available.

The open technology includes an Eclipse-based report designer that can be used to modify an existing report or create one completely from scratch, without any regard to vendor technology. All you need is the source of the data.

Although Tivoli will be a major provider of report content for its products, we are encouraging business partners and customers to create their own reports and integrate them into Tivoli Common Reporting.

Reporting Overview

The graphic below illustrates the general how-to usage for Tivoli Common Reporting. In general, you get reports from IBM or business partners, or create your own reports; you import those reports into Tivoli Common Reporting, and use the Web UI to organize and view the reports.



Get Reports

View Reports

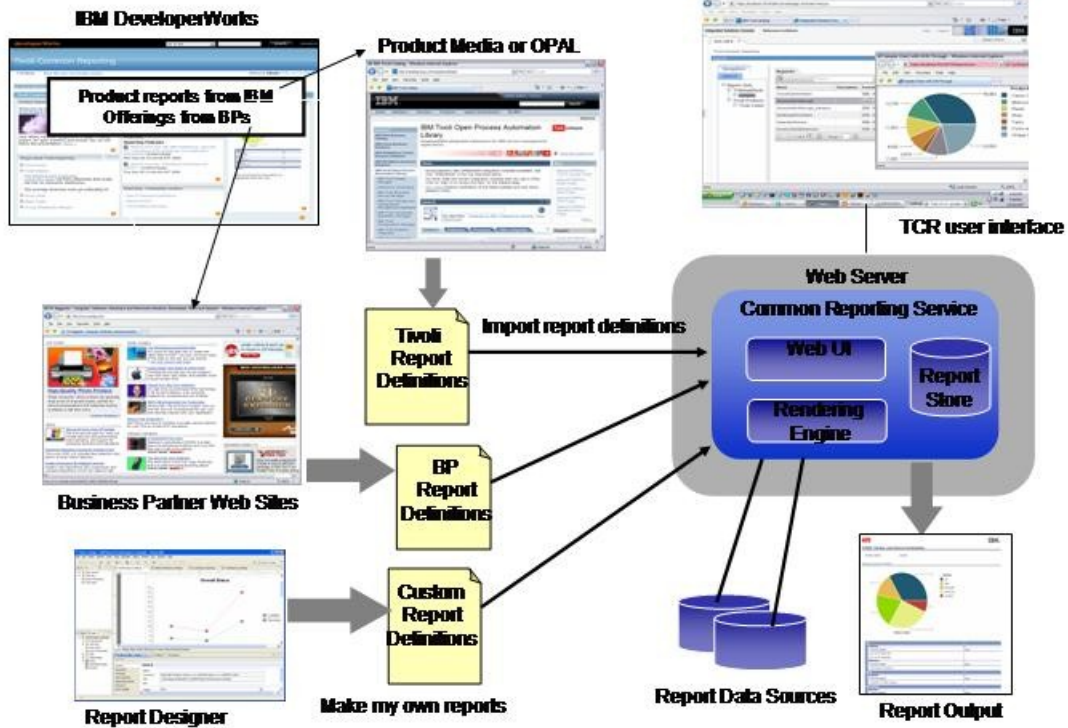
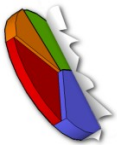


Figure 2. TCR Usage Overview

Welcome again to Tivoli Common Reporting, and we look forward to hearing from you.



Gil Arnold
 Release manager, Tivoli Common Reporting
arnoldgm@us.ibm.com